

JAPANESE YEN - CHICAGO MERCANTILE EXCHANGE

Code-097741

2019/08/06

~

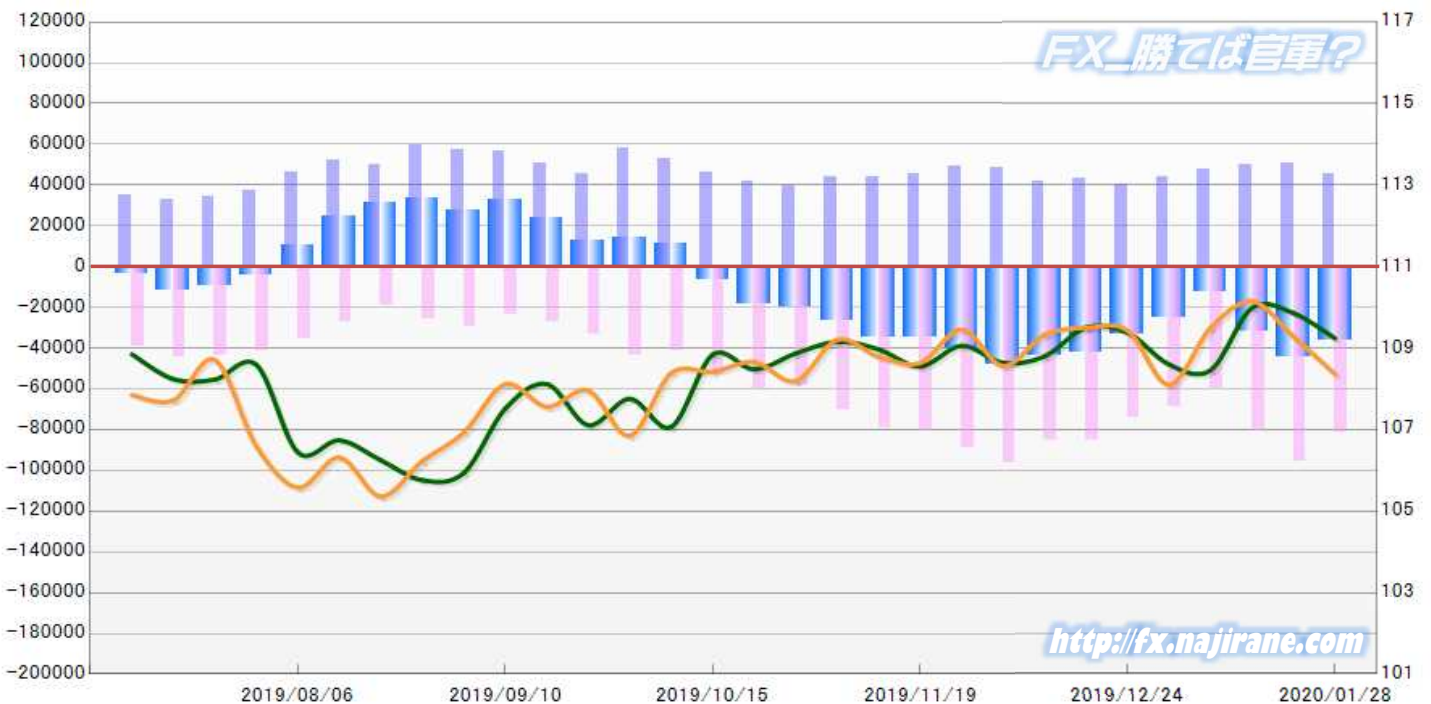
2020/01/28

2020/01/31 NYクローズ時公表値

Report_Date	Non Commercial Positions												火曜日 引け値	金曜日 引け値
	Long	増減	増減(%)	Short	増減	増減(%)	売り越し	増減	増減(%)	売買計	増減	増減(%)		
2020/01/28	45676	-4920	-9.7%	81701	-13596	-14.3%	36025	-8676	-19.4%	127377	-18516	-12.7%	109.24	108.36
2020/01/21	50596	876	1.8%	95297	14147	17.4%	44701	13271	42.2%	145893	15023	11.5%	109.86	109.28
2020/01/14	49720	1874	3.9%	81150	21056	35.0%	31430	19182	156.6%	130870	22930	21.2%	109.99	110.15
2020/01/07	47846	4178	9.6%	60094	-8876	-12.9%	12248	-13054	-51.6%	107940	-4698	-4.2%	108.46	109.50
2019/12/31	43668	3076	7.6%	68970	-5164	-7.0%	25302	-8240	-24.6%	112638	-2088	-1.8%	108.60	108.10
2019/12/24	40592	-2826	-6.5%	74134	-11346	-13.3%	33542	-8520	-20.3%	114726	-14172	-11.0%	109.38	109.43
2019/12/17	43418	1575	3.8%	85480	-45	-0.1%	42062	-1620	-3.7%	128898	1530	1.2%	109.51	109.50
2019/12/10	41843	-6469	-13.4%	85525	-10610	-11.0%	43682	-4141	-8.7%	127368	-17079	-11.8%	108.80	109.33
2019/12/03	48312	-966	-2.0%	96135	7266	8.2%	47823	8232	20.8%	144447	6300	4.6%	108.64	108.56
2019/11/26	49278	3855	8.5%	88869	8415	10.5%	39591	4560	13.0%	138147	12270	9.7%	109.06	109.46
2019/11/19	45423	1459	3.3%	80454	1493	1.9%	35031	34	0.1%	125877	2952	2.4%	108.55	108.64
2019/11/12	43964	-32	-0.1%	78961	8360	11.8%	34997	8392	31.5%	122925	8328	7.3%	108.97	108.79
2019/11/05	43996	4811	12.3%	70601	11718	19.9%	26605	6907	35.1%	114597	16529	16.9%	109.16	109.21
2019/10/29	39185	-2371	-5.7%	58883	-838	-1.4%	19698	1533	8.4%	98068	-3209	-3.2%	108.87	108.19
2019/10/22	41556	-4860	-10.5%	59721	6664	12.6%	18165	11524	173.5%	101277	1804	1.8%	108.48	108.66
2019/10/15	46416	-6387	-12.1%	53057	11266	27.0%	6641	-17653	-160.3%	99473	4879	5.2%	108.84	108.42
2019/10/08	52803	-5090	-8.8%	41791	-2185	-5.0%	-11012	-2905	-20.9%	94594	-7275	-7.1%	107.07	108.39
2019/10/01	57893	12134	26.5%	43976	11000	33.4%	-13917	1134	8.9%	101869	23134	29.4%	107.76	106.85
2019/09/24	45759	-5083	-10.0%	32976	5996	22.2%	-12783	-11079	-46.4%	78735	913	1.2%	107.11	107.96
2019/09/17	50842	-5737	-10.1%	26980	2992	12.5%	-23862	-8729	-26.8%	77822	-2745	-3.4%	108.12	107.56
2019/09/10	56579	-643	-1.1%	23988	-5552	-18.8%	-32591	4909	17.7%	80567	-6195	-7.1%	107.52	108.12
2019/09/03	57222	-2573	-4.3%	29540	3352	12.8%	-27682	-5925	-17.6%	86762	779	0.9%	105.94	106.93
2019/08/27	59795	9811	19.6%	26188	7358	39.1%	-33607	2453	7.9%	85983	17169	24.9%	105.76	106.23
2019/08/20	49984	-1780	-3.4%	18830	-8192	-30.3%	-31154	6412	25.9%	68814	-9972	-12.7%	106.25	105.36
2019/08/13	51764	5539	12.0%	27022	-8642	-24.2%	-24742	14181	134.3%	78786	-3103	-3.8%	106.74	106.32
2019/08/06	46225			35664			-10561			81889			106.44	105.58

JAPANESE YEN - CHICAGO MERCANTILE EXCHANGE
FUTURES ONLY POSITIONS

— 金曜終値 — 火曜終値 — Short枚数 — Long枚数 ■ 売り越し or 買い越し枚数



EURO FX - CHICAGO MERCANTILE EXCHANGE

Code-099741

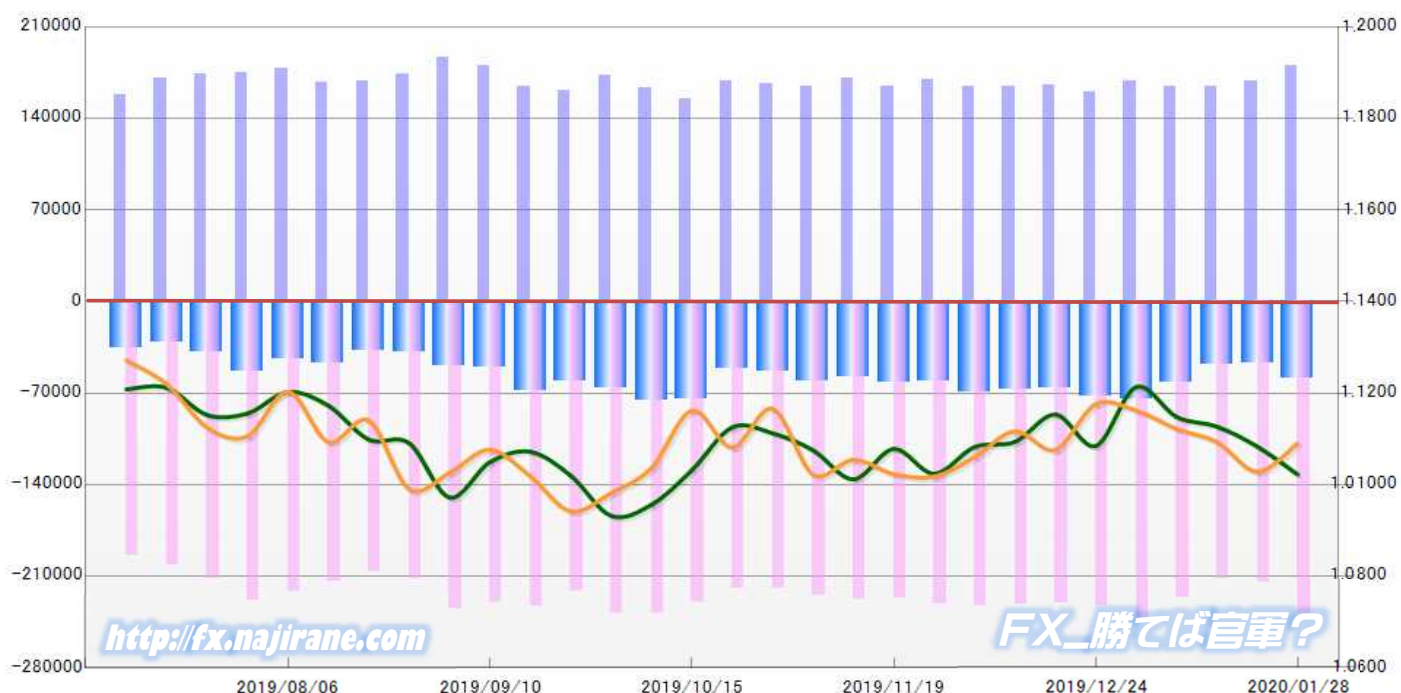
2019/08/06 ~ 2020/01/28

2020/01/31 NYクローズ時公表値

Report_Date	Non Commercial Positions										火曜日 引け値	金曜日 引け値		
	Long	増減			Short	増減			売り越し	増減			売買計	増減
2020/01/28	180653	12437	7.4%	239515	24280	11.3%	58862	11843	25.2%	420168	36717	9.6%	1.1022	1.1090
2020/01/21	168216	4335	2.6%	215235	3172	1.5%	47019	-1163	-2.4%	383451	7507	2.0%	1.1083	1.1028
2020/01/14	163881	-932	-0.6%	212063	-14414	-6.4%	48182	-13482	-21.9%	375944	-15346	-3.9%	1.1127	1.1093
2020/01/07	164813	-4039	-2.4%	226477	-16720	-6.9%	61664	-12681	-17.1%	391290	-20759	-5.0%	1.1148	1.1122
2019/12/31	168852	8589	5.4%	243197	9991	4.3%	74345	1402	1.9%	412049	18580	4.7%	1.1213	1.1162
2019/12/24	160263	-5092	-3.1%	233206	2157	0.9%	72943	7249	11.0%	393469	-2935	-0.7%	1.1085	1.1176
2019/12/17	165355	623	0.4%	231049	-1326	-0.6%	65694	-1949	-2.9%	396404	-703	-0.2%	1.1153	1.1076
2019/12/10	164732	340	0.2%	232375	-1066	-0.5%	67643	-1406	-2.0%	397107	-726	-0.2%	1.1093	1.1117
2019/12/03	164392	-5524	-3.3%	233441	2109	0.9%	69049	7633	12.4%	397833	-3415	-0.9%	1.1082	1.1060
2019/11/26	169916	6018	3.7%	231332	4931	2.2%	61416	-1087	-1.7%	401248	10949	2.8%	1.1024	1.1018
2019/11/19	163898	-6352	-3.7%	226401	-1518	-0.7%	62503	4834	8.4%	390299	-7870	-2.0%	1.1078	1.1023
2019/11/12	170250	6067	3.7%	227919	2990	1.3%	57669	-3077	-5.1%	398169	9057	2.3%	1.1012	1.1054
2019/11/05	164183	-2357	-1.4%	224929	5034	2.3%	60746	7391	13.9%	389112	2677	0.7%	1.1075	1.1022
2019/10/29	166540	-2113	-1.3%	219895	192	0.1%	53355	2305	4.5%	386435	-1921	-0.5%	1.1112	1.1166
2019/10/22	168653	13680	8.8%	219703	-10424	-4.5%	51050	-24104	-32.1%	388356	3256	0.8%	1.1125	1.1081
2019/10/15	154973	-7804	-4.8%	230127	-8063	-3.4%	75154	-259	-0.3%	385100	-15867	-4.0%	1.1031	1.1161
2019/10/08	162777	-9481	-5.5%	238190	-46	0.0%	75413	9435	14.3%	400967	-9527	-2.3%	1.0956	1.1036
2019/10/01	172258	11571	7.2%	238236	16827	7.6%	65978	5256	8.7%	410494	28398	7.4%	1.0932	1.0981
2019/09/24	160687	-3585	-2.2%	221409	-11422	-4.9%	60722	-7837	-11.4%	382096	-15007	-3.8%	1.1020	1.0942
2019/09/17	164272	-16263	-9.0%	232831	2454	1.1%	68559	18717	37.6%	397103	-13809	-3.4%	1.1072	1.1018
2019/09/10	180535	-5609	-3.0%	230377	-4903	-2.1%	49842	706	1.4%	410912	-10512	-2.5%	1.1049	1.1076
2019/09/03	186144	12693	7.3%	235280	23025	10.8%	49136	10332	26.6%	421424	35718	9.3%	1.0972	1.1026
2019/08/27	173451	4996	3.0%	212255	5823	2.8%	38804	827	2.2%	385706	10819	2.9%	1.1091	1.0990
2019/08/20	168455	1241	0.7%	206432	-7431	-3.5%	37977	-8672	-18.6%	374887	-6190	-1.6%	1.1098	1.1140
2019/08/13	167214	-10774	-6.1%	213863	-8135	-3.7%	46649	2639	6.0%	381077	-18909	-4.7%	1.1173	1.1093
2019/08/06	177988			221998			44010			399986			1.1202	1.1203

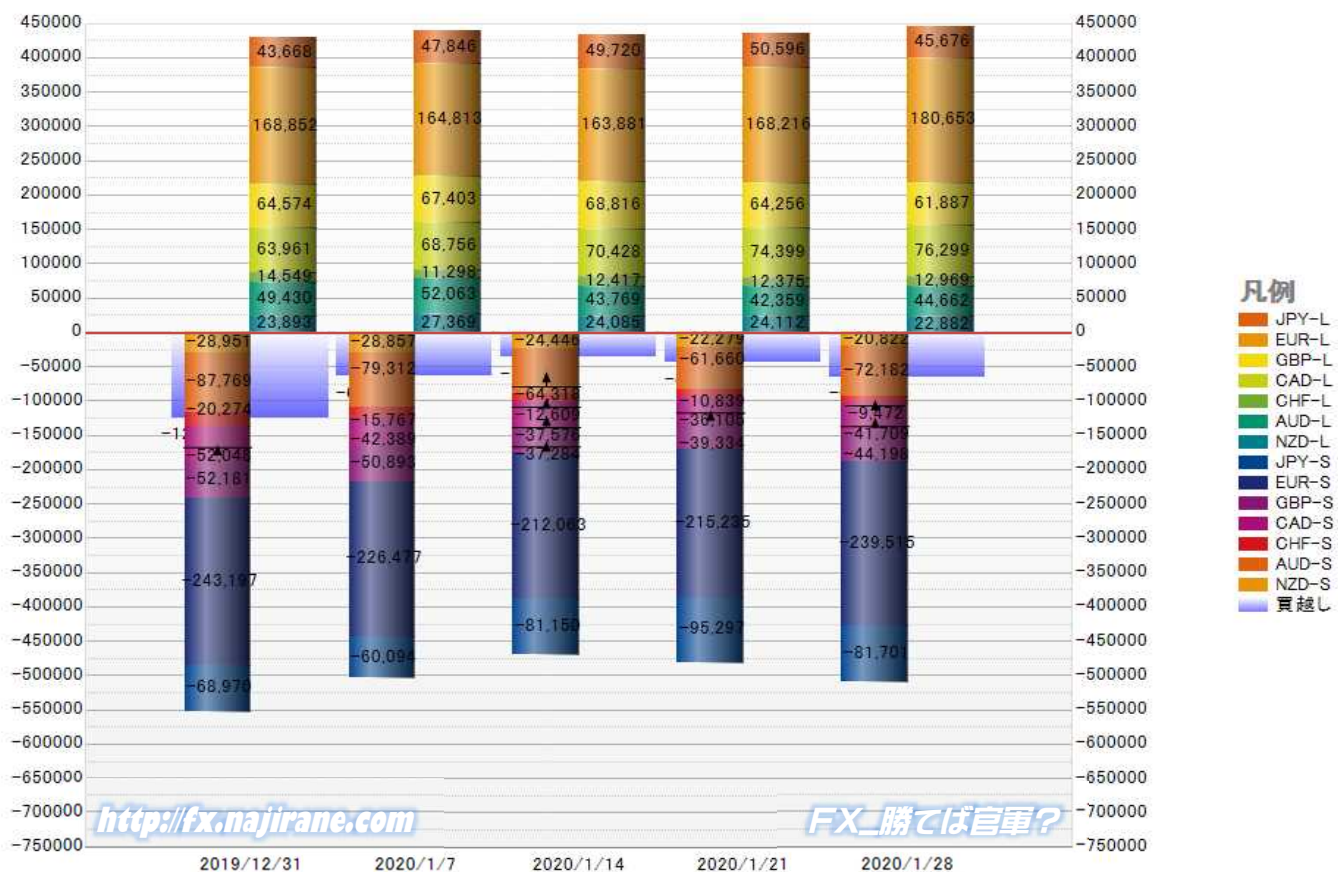
EURO FX - CHICAGO MERCANTILE EXCHANGE
FUTURES ONLY POSITIONS

— 金曜締め最終値 — 火曜締め最終値 — Short枚数 — Long枚数 ■ 売り越し or 買い越し枚数



	2019/12/31			2020/01/07			2020/01/14			2020/01/21			2020/01/28		
	Long	Short	売り越し	Long	Short	売り越し	Long	Short	売り越し	Long	Short	売り越し	Long	Short	売り越し
JPY	43668	68970	25302	47846	60094	12248	49720	81150	31430	50596	95297	44701	45676	81701	36025
	前週比 枚数増減 (枚)			4178	-8876	-13054	1874	21056	19182	876	14147	13271	-4920	-13596	-8676
	前週比 枚数増減 (%)			9.6%	-12.9%	-51.6%	3.9%	35.0%	156.6%	1.8%	17.4%	42.2%	-9.7%	-14.3%	-19.4%
EUR	168852	243197	74345	164813	226477	61664	163881	212063	48182	168216	215235	47019	180653	239515	58862
	前週比 枚数増減 (枚)			-4039	-16720	-12681	-932	-14414	-13482	4335	3172	-1163	12437	24280	11843
	前週比 枚数増減 (%)			-2.4%	-6.9%	-17.1%	-0.6%	-6.4%	-21.9%	2.6%	1.5%	-2.4%	7.4%	11.3%	25.2%
GBP	64574	52181	-12393	67403	50893	-16510	68816	37284	-31532	64256	39334	-24922	61887	44198	-17689
	前週比 枚数増減 (枚)			2829	-1288	4117	1413	-13609	15022	-4560	2050	-6610	-2369	4864	-7233
	前週比 枚数増減 (%)			4.4%	-2.5%	33.2%	2.1%	-26.7%	91.0%	-6.6%	5.5%	-21.0%	-3.7%	12.4%	-29.0%
AUD	49430	87769	38339	52063	79312	27249	43769	64318	20549	42359	61660	19301	44662	72182	27520
	前週比 枚数増減 (枚)			2633	-8457	-11090	-8294	-14994	-6700	-1410	-2658	-1248	2303	10522	8219
	前週比 枚数増減 (%)			5.3%	-9.6%	-28.9%	-15.9%	-18.9%	-24.6%	-3.2%	-4.1%	-6.1%	5.4%	17.1%	42.6%
CAD	63961	52048	-11913	68756	42389	-26367	70428	37576	-32852	74399	36105	-38294	76299	41709	-34590
	前週比 枚数増減 (枚)			4795	-9659	14454	1672	-4813	6485	3971	-1471	5442	1900	5604	-3704
	前週比 枚数増減 (%)			7.5%	-18.6%	121.3%	2.4%	-11.4%	24.6%	5.6%	-3.9%	16.6%	2.6%	15.5%	-9.7%
CHF	14549	20274	5725	11298	15767	4469	12417	12609	192	12375	10839	-1536	12969	9472	-3497
	前週比 枚数増減 (枚)			-3251	-4507	-1256	1119	-3158	-4277	-42	-1770	1728	594	-1367	1961
	前週比 枚数増減 (%)			-22.3%	-22.2%	-21.9%	9.9%	-20.0%	-95.7%	-0.3%	-14.0%	900.0%	4.8%	-12.6%	127.7%
NZD	23893	28951	5058	27369	28857	1488	24085	24446	361	24112	22279	-1833	22882	20822	-2060
	前週比 枚数増減 (枚)			3476	-94	-3570	-3284	-4411	-1127	27	-2167	2194	-1230	-1457	227
	前週比 枚数増減 (%)			14.5%	-0.3%	-70.6%	-12.0%	-15.3%	-75.7%	0.1%	-8.9%	607.8%	-5.1%	-6.5%	12.4%
MXN	193069	42803	-150266	203580	46262	-157318	207127	41487	-165640	211681	41710	-169971	207336	36970	-170366
	前週比 枚数増減 (枚)			10511	3459	7052	3547	-4775	8322	4554	223	4331	-4345	-4740	395
	前週比 枚数増減 (%)			5.4%	8.1%	4.7%	1.7%	-10.3%	5.3%	2.2%	0.5%	2.6%	-2.1%	-11.4%	0.2%
Total All 8	621996	596193	-25803	643128	550051	-93077	640243	510933	-129310	647994	522459	-125535	652364	546569	-105795
	前週比 枚数増減 (枚)			21132	-46142	67274	-2885	-39118	36233	7751	11526	-3775	4370	24110	-19740
	前週比 枚数増減 (%)			3.4%	-7.7%	260.7%	-0.4%	-7.1%	38.9%	1.2%	2.3%	-2.9%	0.7%	4.6%	-15.7%
Total 7 (MXN除く)	428927	553390	124463	439548	503789	64241	433116	469446	36330	436313	480749	44436	445028	509599	64571
	前週比 枚数増減 (枚)			10621	-49601	-60222	-6432	-34343	-27911	3197	11303	8106	8715	28850	20135
	前週比 枚数増減 (%)			2.5%	-9.0%	-48.4%	-1.5%	-6.8%	-43.4%	0.7%	2.4%	22.3%	2.0%	6.0%	45.3%

直近5週 CFTC IMM主要7通貨の構成

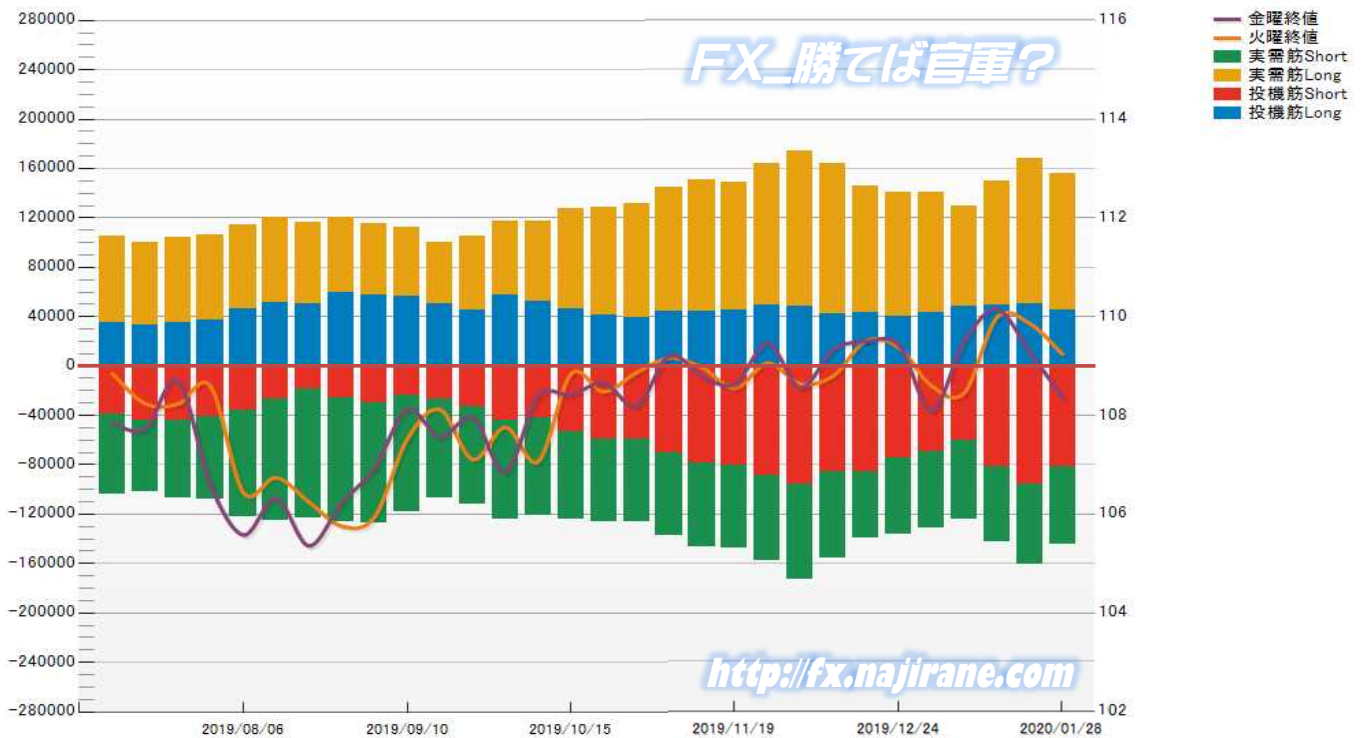


JAPANESE YEN - CHICAGO MERCANTILE EXCHANGE
FUTURES ONLY POSITIONS

Code-097741
2020/01/31 公表値

Date	投機筋集計				実需筋集計				投機筋+実需筋合計				ドル円終値	
	円買い	円売り	売り越し	売買計	円買い	円売り	売り越し	売買計	円買い	円売り	売り越し	売買計	火曜締め	金曜締め
2020/01/28	45676	81701	36025	127377	110412	63226	-47186	173638	156088	144927	-11161	301015	109.24	108.36
2020/01/21	50596	95297	44701	145893	117694	65587	-52107	183281	168290	160884	-7406	329174	109.86	109.28
2020/01/14	49720	81150	31430	130870	100226	61710	-38516	161936	149946	142860	-7086	292806	109.99	110.15
2020/01/07	47846	60094	12248	107940	82055	64595	-17460	146650	129901	124689	-5212	254590	108.46	109.50
2019/12/31	43668	68970	25302	112638	97526	62360	-35166	159886	141194	131330	-9864	272524	108.60	108.10
2019/12/24	40592	74134	33542	114726	99923	61911	-38012	161834	140515	136045	-4470	276560	109.38	109.43
2019/12/17	43418	85480	42062	128898	102748	54004	-48744	156752	146166	139484	-6682	285650	109.51	109.50
2019/12/10	41843	85525	43682	127368	122108	70477	-51631	192585	163951	156002	-7949	319953	108.80	109.33
2019/12/03	48312	96135	47823	144447	126334	76981	-49353	203315	174646	173116	-1530	347762	108.64	108.56
2019/11/26	49278	88869	39591	138147	115116	68413	-46703	183529	164394	157282	-7112	321676	109.06	109.46
2019/11/19	45423	80454	35031	125877	102992	67501	-35491	170493	148415	147955	-460	296370	108.55	108.64
2019/11/12	43964	78961	34997	122925	106504	67386	-39118	173890	150468	146347	-4121	296815	108.97	108.79
2019/11/05	43996	70601	26605	114597	101217	66522	-34695	167739	145213	137123	-8090	282336	109.16	109.21
2019/10/29	39185	58883	19698	98068	92543	67446	-25097	159989	131728	126329	-5399	258057	108.87	108.19
2019/10/22	41556	59721	18165	101277	87258	66682	-20576	153940	128814	126403	-2411	255217	108.48	108.66
2019/10/15	46416	53057	6641	99473	81307	71535	-9772	152842	127723	124592	-3131	252315	108.84	108.42
2019/10/08	52803	41791	-11012	94594	64209	79599	15390	143808	117012	121390	4378	238402	107.07	108.39
2019/10/01	57893	43976	-13917	101869	59504	80137	20633	139641	117397	124113	6716	241510	107.76	106.85
2019/09/24	45759	32976	-12783	78735	59437	78841	19404	138278	105196	111817	6621	217013	107.11	107.96
2019/09/17	50842	26980	-23862	77822	49738	80331	30593	130069	100580	107311	6731	207891	108.12	107.56
2019/09/10	56579	23988	-32591	80567	55208	94409	39201	149617	111787	118397	6610	230184	107.52	108.12
2019/09/03	57222	29540	-27682	86762	58451	97429	38978	155880	115673	126969	11296	242642	105.94	106.93
2019/08/27	59795	26188	-33607	85983	60327	99944	39617	160271	120122	126132	6010	246254	105.76	106.23
2019/08/20	49984	18830	-31154	68814	66338	104320	37982	170658	116322	123150	6828	239472	106.25	105.36
2019/08/13	51764	27022	-24742	78786	68708	98250	29542	166958	120472	125272	4800	245744	106.74	106.32
2019/08/06	46225	35664	-10561	81889	67882	86529	18647	154411	114107	122193	8086	236300	106.44	105.58
2019/07/30	37028	41246	4218	78274	69070	66712	-2358	135782	106098	107958	1860	214056	108.59	106.59
2019/07/23	34642	44019	9377	78661	69196	63158	-6038	132354	103838	107177	3339	211015	108.23	108.71
2019/07/16	32905	44285	11380	77190	67152	57512	-9640	124664	100057	101797	1740	201854	108.24	107.72
2019/07/09	35346	38997	3651	74343	69473	64989	-4484	134462	104819	103986	-833	208805	108.85	107.85

JAPANESE YEN - CHICAGO MERCANTILE EXCHANGE
FUTURES ONLY POSITIONS Code-097741

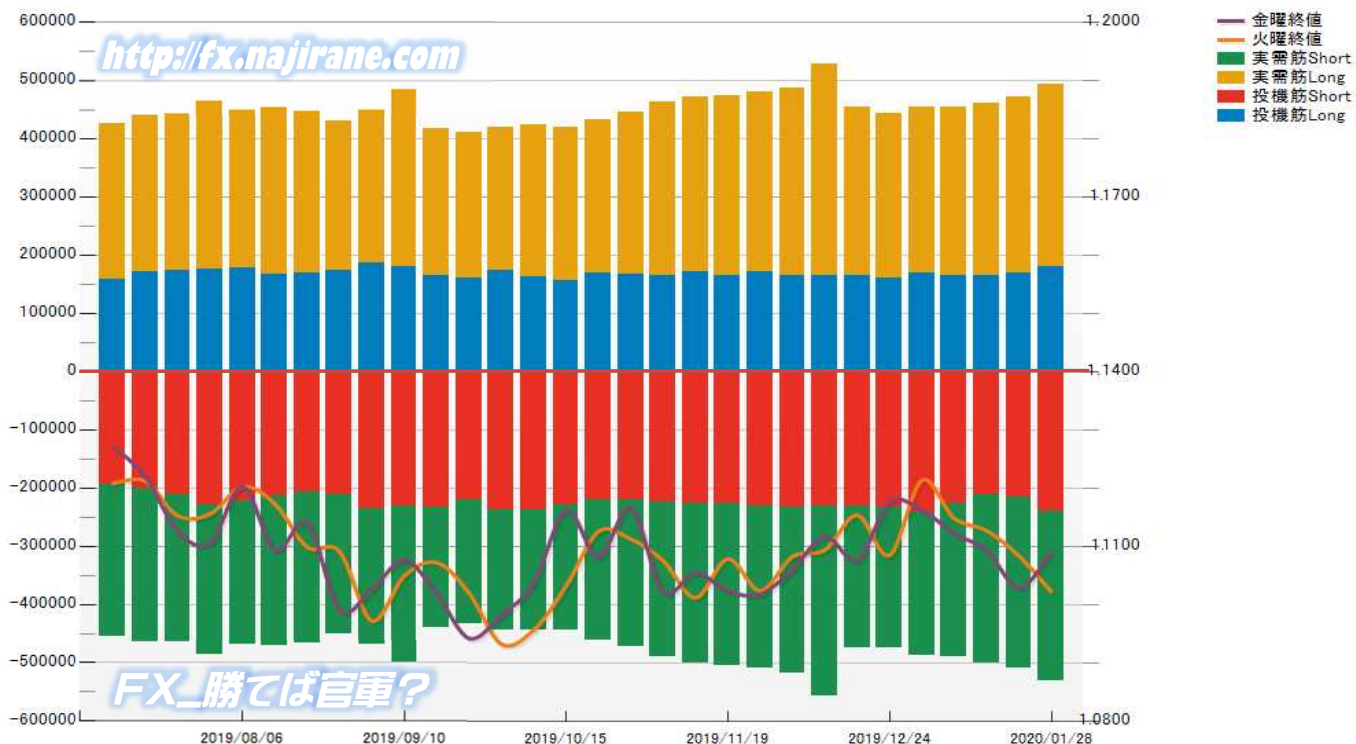


EURO FX - CHICAGO MERCANTILE EXCHANGE
FUTURES ONLY POSITIONS

Code-099741
2020/01/31 公表値

Date	投機筋集計				実需筋集計				投機筋+実需筋合計				ユーロドル終値	
	EUR買い	EUR売り	売り越し	売買計	EUR買い	EUR売り	売り越し	売買計	EUR買い	EUR売り	売り越し	売買計	火曜締め	金曜締め
2020/01/28	180653	239515	58862	420168	311346	291195	-20151	602541	491999	530710	38711	1022709	1.1022	1.1090
2020/01/21	168216	215235	47019	383451	302385	295283	-7102	597668	470601	510518	39917	981119	1.1083	1.1028
2020/01/14	163881	212063	48182	375944	297419	288854	-8565	586273	461300	500917	39617	962217	1.1127	1.1093
2020/01/07	164813	226477	61664	391290	288408	263100	-25308	551508	453221	489577	36356	942798	1.1148	1.1122
2019/12/31	168852	243197	74345	412049	285490	245540	-39950	531030	454342	488737	34395	943079	1.1213	1.1162
2019/12/24	160263	233206	72943	393469	282401	241064	-41337	523465	442664	474270	31606	916934	1.1085	1.1176
2019/12/17	165355	231049	65694	396404	288313	244275	-44038	532588	453668	475324	21656	928992	1.1153	1.1076
2019/12/10	164732	232375	67643	397107	363680	325511	-38169	689191	528412	557886	29474	1086298	1.1093	1.1117
2019/12/03	164392	233441	69049	397833	321158	285706	-35452	606864	485550	519147	33597	1004697	1.1082	1.1060
2019/11/26	169916	231332	61416	401248	308994	277623	-31371	586617	478910	508955	30045	987865	1.1024	1.1018
2019/11/19	163898	226401	62503	390299	310291	278082	-32209	588373	474189	504483	30294	978672	1.1078	1.1023
2019/11/12	170250	227919	57669	398169	300579	273909	-26670	574488	470829	501828	30999	972657	1.1012	1.1054
2019/11/05	164183	224929	60746	389112	297733	265666	-32067	563399	461916	490595	28679	952511	1.1075	1.1022
2019/10/29	166540	219895	53355	386435	277771	251937	-25834	529708	444311	471832	27521	916143	1.1112	1.1166
2019/10/22	168653	219703	51050	388356	264350	242340	-22010	506690	433003	462043	29040	895046	1.1125	1.1081
2019/10/15	154973	230127	75154	385100	263082	214307	-48775	477389	418055	444434	26379	862489	1.1031	1.1161
2019/10/08	162777	238190	75413	400967	260777	206186	-54591	466963	423554	444376	20822	867930	1.0956	1.1036
2019/10/01	172258	238236	65978	410494	247476	206802	-40674	454278	419734	445038	25304	864772	1.0932	1.0981
2019/09/24	160687	221409	60722	382096	250286	211326	-38960	461612	410973	432735	21762	843708	1.1020	1.0942
2019/09/17	164272	232831	68559	397103	252628	207122	-45506	459750	416900	439953	23053	856853	1.1072	1.1018
2019/09/10	180535	230377	49842	410912	303836	270876	-32960	574712	484371	501253	16882	985624	1.1049	1.1076
2019/09/03	186144	235280	49136	421424	263544	236079	-27465	499623	449688	471359	21671	921047	1.0972	1.1026
2019/08/27	173451	212255	38804	385706	255401	239344	-16057	494745	428852	451599	22747	880451	1.1091	1.0990
2019/08/20	168455	206432	37977	374887	278685	262478	-16207	541163	447140	468910	21770	916050	1.1098	1.1140
2019/08/13	167214	213863	46649	381077	286585	259479	-27106	546064	453799	473342	19543	927141	1.1173	1.1093
2019/08/06	177988	221998	44010	399986	272245	248980	-23265	521225	450233	470978	20745	921211	1.1202	1.1203
2019/07/30	175132	229115	53983	404247	289310	258340	-30970	547650	464442	487455	23013	951897	1.1155	1.1106
2019/07/23	173483	212487	39004	385970	269699	254802	-14897	524501	443182	467289	24107	910471	1.1152	1.1125
2019/07/16	170487	201838	31351	372325	269227	265074	-4153	534301	439714	466912	27198	906626	1.1212	1.1219
2019/07/09	158398	194263	35865	352661	266303	260339	-5964	526642	424701	454602	29901	879303	1.1208	1.1271

EURO FX - CHICAGO MERCANTILE EXCHANGE
FUTURES ONLY POSITIONS Code-099741



CME Daily Volume

FX_勝てば官軍?

<http://fx.najirane.com>

AUS Dollar		MONTHLY OPTIONS	FUTURE	WEEKLY FRIDAY OPTIONS					参考レート	
Date				WK 1	WK 2	WK 3	WK 4	WK 5	Open	Close
2020/1/30 (木)		10154	---		63	133	504	866	0.6748	0.6719
2020/1/29 (水)		3878	---		6	401	756	342	0.6760	0.6748
2020/1/28 (火)		8334	---		69	230	297	893	0.6760	0.6760
2020/1/27 (月)		9058	---		161	9	100	258	0.6816	0.6760
2020/1/24 (金)		1638	---		3	1	79	231	0.6842	0.6824
2020/1/23 (木)		3169	---			108	153	192	0.6842	0.6842
2020/1/22 (水)		1616	---		19	370	990	120	0.6843	0.6842
2020/1/21 (火)		3095	---		34	59	255	145	0.6873	0.6843
2020/1/17 (金)		1436	---		3	72	638	119	0.6897	0.6876
2020/1/16 (木)		1564	---		6	482	379	101	0.6903	0.6897

CAN Dollar		MONTHLY OPTIONS	FUTURE	WEEKLY FRIDAY OPTIONS					参考レート	
Date				WK 1	WK 2	WK 3	WK 4	WK 5	Open	Close
2020/1/30 (木)		---	---		733	24	284	477	0.7576	0.7572
2020/1/29 (水)		---	---		0	1	116	248	0.7599	0.7575
2020/1/28 (火)		---	---		0	171	838	37	0.7579	0.7599
2020/1/27 (月)		---	---		0	316	31	124	0.7604	0.7580
2020/1/24 (金)		---	---		0	0	516	147	0.7618	0.7610
2020/1/23 (木)		---	---		0	0	37	205	0.7612	0.7618
2020/1/22 (水)		---	---		0	34	593	1516	0.7650	0.7612
2020/1/21 (火)		---	---		0	2	0	69	0.7664	0.7649
2020/1/17 (金)		---	---		0	541	28	2801	0.7668	0.7653
2020/1/16 (木)		---	---		0	38	53	1198	0.7667	0.7668

SWISS FRANC		MONTHLY OPTIONS	FUTURE	WEEKLY FRIDAY OPTIONS					参考レート	
Date				WK 1	WK 2	WK 3	WK 4	WK 5	Open	Close
2020/1/30 (木)		32917	---		---	---	---	---	1.0272	1.0314
2020/1/29 (水)		24464	---		---	---	---	---	1.0278	1.0272
2020/1/28 (火)		26433	---		---	---	---	---	1.0313	1.0278
2020/1/27 (月)		24377	---		---	---	---	---	1.0302	1.0312
2020/1/24 (金)		18830	---		---	---	---	---	1.0316	1.0298
2020/1/23 (木)		21730	---		---	---	---	---	1.0331	1.0316
2020/1/22 (水)		25723	---		---	---	---	---	1.0324	1.0331
2020/1/21 (火)		26309	---		---	---	---	---	1.0328	1.0323
2020/1/17 (金)		25227	---		---	---	---	---	1.0363	1.0334
2020/1/16 (木)		29950	---		---	---	---	---	1.0376	1.0363

EU EURO		MONTHLY OPTIONS	FUTURE	WEEKLY FRIDAY OPTIONS					参考レート	
Date				WK 1	WK 2	WK 3	WK 4	WK 5	Open	Close
2020/1/30 (木)		12657	---		343	264	235	334	1.1010	1.1034
2020/1/29 (水)		8397	---		448	97	903	1789	1.1022	1.1011
2020/1/28 (火)		11999	---		240	179	459	859	1.1018	1.1022
2020/1/27 (月)		8395	---		64	435	736	847	1.1030	1.1018
2020/1/24 (金)		18538	---		224	482	1495	8666	1.1056	1.1028
2020/1/23 (木)		13912	---		140	249	2684	5295	1.1093	1.1056
2020/1/22 (水)		15413	---		113	235	2492	803	1.1083	1.1094
2020/1/21 (火)		12812	---		40	659	1334	206	1.1097	1.1083
2020/1/17 (金)		7479	---		873	956	6480	385	1.1138	1.1093
2020/1/16 (木)		15881	---		164	5218	2976	464	1.1151	1.1138

GB POUND		MONTHLY OPTIONS	FUTURE	WEEKLY FRIDAY OPTIONS					参考レート	
Date				WK 1	WK 2	WK 3	WK 4	WK 5	Open	Close
2020/1/30 (木)		158948	---		52		50	980	1.3015	1.3090
2020/1/29 (水)		64270	---		6	2	471	99	1.3026	1.3015
2020/1/28 (火)		89202	---		4	6	77	359	1.3059	1.3026
2020/1/27 (月)		77214	---		8			135	1.3076	1.3059
2020/1/24 (金)		113970	---		21	4	882	299	1.3124	1.3077
2020/1/23 (木)		76349	---			5	2622	252	1.3140	1.3123
2020/1/22 (水)		115963	---		33	527	728	1157	1.3047	1.3139
2020/1/21 (火)		126864	---		18	362	769	1290	1.3008	1.3047
2020/1/17 (金)		85551	---		76	1500	1331	46	1.3076	1.3014
2020/1/16 (木)		72513	---		285	940	3	149	1.3046	1.3076

JP YEN		MONTHLY OPTIONS	FUTURE	WEEKLY FRIDAY OPTIONS					参考レート		
Date				WK 1	WK 2	WK 3	WK 4	WK 5	Open	Close	
2020/1/30 (木)		---	191329		0	198	73	126	871	109.01	108.93
2020/1/29 (水)		---	122527		0	45	20	13	269	109.24	109.01
2020/1/28 (火)		---	147625		0	333	251	361	488	108.92	109.24
2020/1/27 (月)		---	176642		0	189	44	157	873	108.91	108.92
2020/1/24 (金)		---	120640		0	110	531	38	8543	109.53	109.28
2020/1/23 (木)		---	156025		0	72	32	1074	1492	109.83	109.53
2020/1/22 (水)		---	91583		0	5	39	76	267	109.86	109.83
2020/1/21 (火)		---	169539		0	5	177	494	542	110.18	109.86
2020/1/17 (金)		---	87570		0	629	798	3328	79	110.18	110.15
2020/1/16 (木)		---	89493		0	56	810	1928	352	109.89	110.18

MEX PESO		MONTHLY OPTIONS	FUTURE	WEEKLY FRIDAY OPTIONS					参考レート	
Date				WK 1	WK 2	WK 3	WK 4	WK 5	Open	Close
2020/1/30 (木)		7	65608		---	---	---	---	5.3473	5.3226
2020/1/29 (水)		0	54826		---	---	---	---	5.3409	5.3473
2020/1/28 (火)		1	77271		---	---	---	---	5.2876	5.3409
2020/1/27 (月)		19	70610		---	---	---	---	5.3079	5.2876
2020/1/24 (金)		0	51965		---	---	---	---	5.3293	5.3237
2020/1/23 (木)		2	61618		---	---	---	---	5.3509	5.3293
2020/1/22 (水)		5	39898		---	---	---	---	5.3264	5.3509
2020/1/21 (火)		9	57225		---	---	---	---	5.3578	5.3264
2020/1/17 (金)		78	43207		---	---	---	---	5.3239	5.3562
2020/1/16 (木)		100	28516		---	---	---	---	5.3175	5.3239

NZ DOLLAR		MONTHLY OPTIONS	FUTURE	WEEKLY FRIDAY OPTIONS					参考レート	
Date				WK 1	WK 2	WK 3	WK 4	WK 5	Open	Close
2020/1/30 (木)		1	28023		---	---	---	---	0.6527	0.6491
2020/1/29 (水)		0	23388		---	---	---	---	0.6543	0.6528
2020/1/28 (火)		6	23598		---	---	---	---	0.6542	0.6543
2020/1/27 (月)		59	34360		---	---	---	---	0.6598	0.6543
2020/1/24 (金)		0	21193		---	---	---	---	0.6618	0.6608
2020/1/23 (木)		0	32021		---	---	---	---	0.6592	0.6618
2020/1/22 (水)		410	22399		---	---	---	---	0.6594	0.6592
2020/1/21 (火)		200	32922		---	---	---	---	0.6607	0.6594
2020/1/17 (金)		1	20645		---	---	---	---	0.6633	0.6614
2020/1/16 (木)		0	24038		---	---	---	---	0.6618	0.6633

IMM扱い8通貨/ダウ/日経/金/オイル/主要クロス円の過去5日及び過去5週の4本値

AUDUSD					CADUSD					CHFUSD				
Date	Open	High	Low	Close	Date	Open	High	Low	Close	Date	Open	High	Low	Close
2020/01/31	0.6719	0.6730	0.6683	0.6694	2020/01/31	0.7572	0.7578	0.7545	0.7555	2020/01/31	1.0314	1.0385	1.0295	1.0383
2020/01/30	0.6748	0.6755	0.6700	0.6719	2020/01/30	0.7576	0.7581	0.7560	0.7572	2020/01/30	1.0272	1.0330	1.0270	1.0314
2020/01/29	0.6760	0.6777	0.6735	0.6748	2020/01/29	0.7599	0.7599	0.7570	0.7575	2020/01/29	1.0278	1.0281	1.0239	1.0272
2020/01/28	0.6760	0.6766	0.6737	0.6760	2020/01/28	0.7579	0.7602	0.7572	0.7599	2020/01/28	1.0313	1.0331	1.0265	1.0278
2020/01/27	0.6816	0.6817	0.6753	0.6760	2020/01/27	0.7604	0.7606	0.7576	0.7580	2020/01/27	1.0302	1.0328	1.0289	1.0312

CNYUSD					EURUSD					GBPUSD				
Date	Open	High	Low	Close	Date	Open	High	Low	Close	Date	Open	High	Low	Close
2020/01/31	0.1431	0.1434	0.1431	0.1431	2020/01/31	1.1034	1.1092	1.1017	1.1090	2020/01/31	1.3090	1.3206	1.3084	1.3205
2020/01/30	0.1435	0.1435	0.1428	0.1430	2020/01/30	1.1010	1.1040	1.1008	1.1034	2020/01/30	1.3015	1.3110	1.2978	1.3090
2020/01/29	0.1437	0.1438	0.1435	0.1436	2020/01/29	1.1022	1.1028	1.0993	1.1011	2020/01/29	1.3026	1.3028	1.2990	1.3015
2020/01/28	0.1432	0.1436	0.1431	0.1432	2020/01/28	1.1018	1.1025	1.0998	1.1022	2020/01/28	1.3059	1.3065	1.2976	1.3026
2020/01/27	0.1437	0.1439	0.1431	0.1432	2020/01/27	1.1030	1.1038	1.1010	1.1018	2020/01/27	1.3076	1.3104	1.3041	1.3059

JPYUSD					MXNUSD					NZDUSD				
Date	Open	High	Low	Close	Date	Open	High	Low	Close	Date	Open	High	Low	Close
2020/01/31	0.9180	0.9233	0.9163	0.9229	2020/01/31	5.3226	5.3334	5.2801	5.2920	2020/01/31	0.6491	0.6495	0.6454	0.6464
2020/01/30	0.9174	0.9209	0.9169	0.9180	2020/01/30	5.3473	5.3498	5.3009	5.3226	2020/01/30	0.6527	0.6530	0.6480	0.6491
2020/01/29	0.9154	0.9176	0.9153	0.9173	2020/01/29	5.3409	5.3560	5.3266	5.3473	2020/01/29	0.6543	0.6545	0.6507	0.6528
2020/01/28	0.9181	0.9194	0.9152	0.9154	2020/01/28	5.2876	5.3440	5.2844	5.3409	2020/01/28	0.6542	0.6554	0.6521	0.6543
2020/01/27	0.9182	0.9197	0.9163	0.9181	2020/01/27	5.3079	5.3104	5.2703	5.2876	2020/01/27	0.6598	0.6598	0.6542	0.6543

Nikkei 225 - Japan (NIX)					
Date	Open	High	Low	Close	(ドル建て終値)
2020/01/31	23148.92	23421.59	23141.60	23205.18	214.15
2020/01/30	23284.58	23318.57	22893.08	22977.75	210.93
2020/01/29	23309.32	23392.61	23214.67	23379.40	214.46
2020/01/28	23126.93	23241.00	23115.15	23215.71	212.52
2020/01/27	23427.90	23463.89	23321.65	23343.51	214.32
週4本値	23427.90	23463.89	22893.08	23205.18	214.15

XAUUSD					
Date	Open	High	Low	Close	出来高
2020/01/31	1573.92	1589.40	1570.93	1586.88	0
2020/01/30	1577.16	1586.18	1572.40	1574.47	695560800
2020/01/29	1567.04	1578.02	1563.47	1576.82	549198400
2020/01/28	1581.79	1583.07	1565.65	1567.29	643739400
2020/01/27	1581.29	1588.41	1576.00	1582.04	1170482600
週4本値	1581.29	1589.40	1563.47	1586.88	624169500

Dow Jones Industrial - USA (DJIA)					
Date	Open	High	Low	Close	出来高
2020/01/31	28813.04	28813.04	28169.53	28256.03	0
2020/01/30	28640.16	28879.71	28489.76	28859.44	84829801
2020/01/29	28820.53	28944.24	28728.19	28734.45	80738981
2020/01/28	28594.28	28823.23	28575.75	28722.85	86666750
2020/01/27	28542.49	28671.79	28440.47	28535.80	99290901
週4本値	28542.49	28944.24	28169.53	28256.03	99290901

Historical Data by

 Arrangement by


Crude Light Oil						
Date	Open	High	Low	Close	出来高	
2020/01/31	52.92	53.36	50.97	51.56	1542328	
2020/01/30	53.09	53.20	51.66	52.14	1318618	
2020/01/29	53.97	54.37	52.81	53.33	1088723	
2020/01/28	52.77	54.06	52.68	53.48	1101775	
2020/01/27	53.70	53.71	52.13	53.14	1164088	
週4本値	53.70	54.37	50.97	51.56	1164088	

USDJPY					EURJPY					GBPJPY				
日付	始値	高値	安値	終値	日付	始値	高値	安値	終値	日付	始値	高値	安値	終値
2020/01/31	108.94	109.13	108.31	108.36	2020/01/31	120.19	120.41	120.03	120.17	2020/01/31	142.60	143.29	142.47	143.08
2020/01/30	109.01	109.06	108.59	108.93	2020/01/30	120.02	120.25	119.78	120.20	2020/01/30	141.88	142.71	141.27	142.60
2020/01/29	109.24	109.25	108.98	109.01	2020/01/29	120.41	120.41	119.90	120.03	2020/01/29	142.29	142.29	141.72	141.89
2020/01/28	108.92	109.27	108.76	109.24	2020/01/28	120.01	120.43	119.81	120.41	2020/01/28	142.24	142.46	141.49	142.29
2020/01/27	108.91	109.14	108.73	108.92	2020/01/27	120.14	120.40	119.91	120.01	2020/01/27	142.41	142.75	142.08	142.24

USDJPY Weekly					EURJPY Weekly					GBPJPY Weekly				
日付	始値	高値	安値	終値	日付	始値	高値	安値	終値	日付	始値	高値	安値	終値
2020/01/31	108.91	109.27	108.31	108.36	2020/01/31	120.14	120.43	119.78	120.17	2020/01/31	142.41	143.29	141.27	143.08
2020/01/24	110.14	110.22	109.17	109.28	2020/01/24	122.15	122.38	120.42	120.52	2020/01/24	143.20	144.61	142.72	142.91
2020/01/17	109.54	110.29	109.53	110.15	2020/01/17	121.76	122.86	121.76	122.19	2020/01/17	142.79	144.53	142.37	143.34
2020/01/10	107.81	109.69	107.65	109.50	2020/01/10	120.31	121.83	120.18	121.78	2020/01/10	140.93	143.50	140.86	142.95
2020/01/03	109.58	109.59	107.85	108.10	2020/01/03	121.59	122.45	120.17	120.66	2020/01/03	142.44	144.33	141.01	141.33

先週のIMM取り扱い対ドル8通貨チャート

※ 赤点線は適最高値/青点線は適最低値、BB中心線はSMA21

2020/01/27 ~ 2020/01/31

Chart by OANDA Japan MetaTrader4



Pivot Maker Ver 3.0 by FX_勝てば官軍?

<http://fx.najirane.com>