

JAPANESE YEN - CHICAGO MERCANTILE EXCHANGE

Code-097741

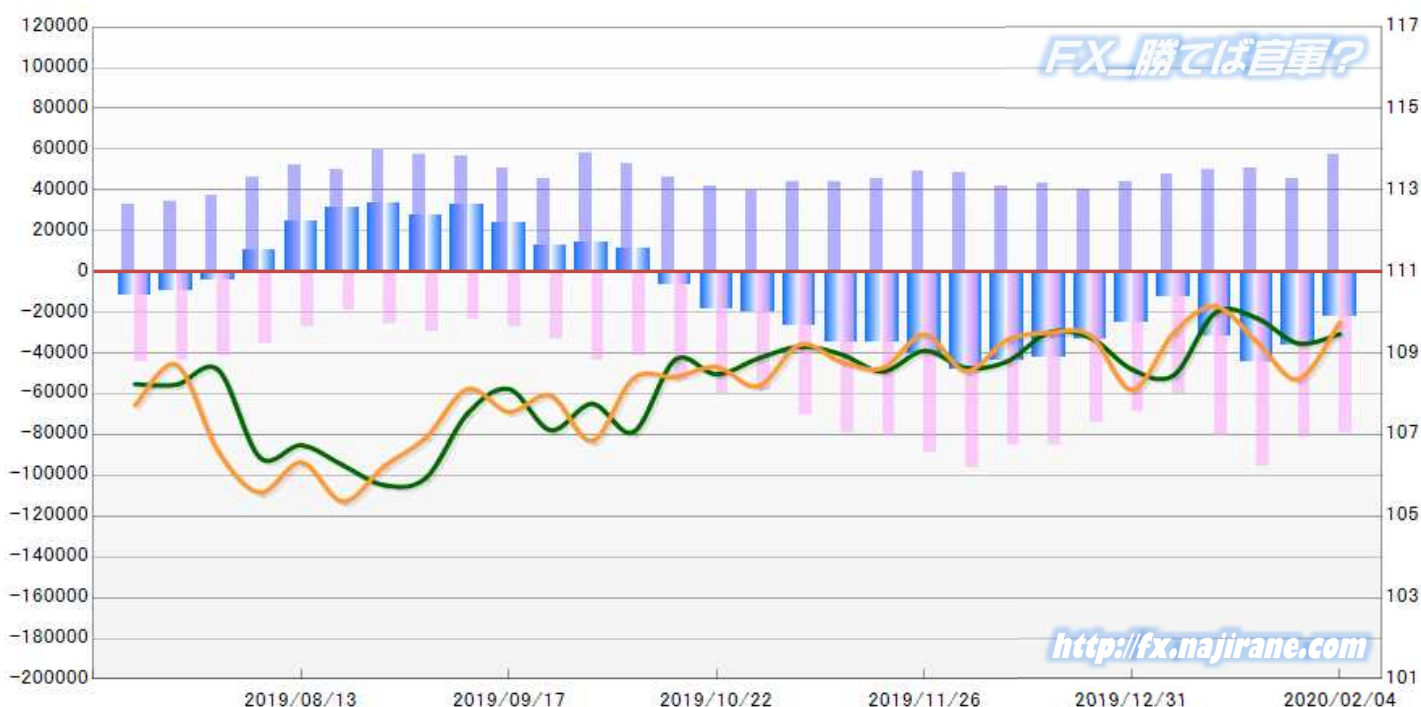
2019/08/13 ~ 2020/02/04

2020/02/07 NYクローズ時公表値

| Report_Date | Non Commercial Positions | | | | | | | | | | | | 火曜日 引け値 | 金曜日 引け値 |
|-------------|--------------------------|-------|--------|-------|--------|--------|--------|--------|---------|--------|--------|--------|------------|------------|
| | Long | 増減 | 増減(%) | Short | 増減 | 増減(%) | 売り越し | 増減 | 増減(%) | 売買計 | 増減 | 増減(%) | | |
| 2020/02/04 | 57672 | 11996 | 26.3% | 79570 | -2131 | -2.6% | 21898 | -14127 | -39.2% | 137242 | 9865 | 7.7% | 109.47 | 109.76 |
| 2020/01/28 | 45676 | -4920 | -9.7% | 81701 | -13596 | -14.3% | 36025 | -8676 | -19.4% | 127377 | -18516 | -12.7% | 109.24 | 108.36 |
| 2020/01/21 | 50596 | 876 | 1.8% | 95297 | 14147 | 17.4% | 44701 | 13271 | 42.2% | 145893 | 15023 | 11.5% | 109.86 | 109.28 |
| 2020/01/14 | 49720 | 1874 | 3.9% | 81150 | 21056 | 35.0% | 31430 | 19182 | 156.6% | 130870 | 22930 | 21.2% | 109.99 | 110.15 |
| 2020/01/07 | 47846 | 4178 | 9.6% | 60094 | -8876 | -12.9% | 12248 | -13054 | -51.6% | 107940 | -4698 | -4.2% | 108.46 | 109.50 |
| 2019/12/31 | 43668 | 3076 | 7.6% | 68970 | -5164 | -7.0% | 25302 | -8240 | -24.6% | 112638 | -2088 | -1.8% | 108.60 | 108.10 |
| 2019/12/24 | 40592 | -2826 | -6.5% | 74134 | -11346 | -13.3% | 33542 | -8520 | -20.3% | 114726 | -14172 | -11.0% | 109.38 | 109.43 |
| 2019/12/17 | 43418 | 1575 | 3.8% | 85480 | -45 | -0.1% | 42062 | -1620 | -3.7% | 128898 | 1530 | 1.2% | 109.51 | 109.50 |
| 2019/12/10 | 41843 | -6469 | -13.4% | 85525 | -10610 | -11.0% | 43682 | -4141 | -8.7% | 127368 | -17079 | -11.8% | 108.80 | 109.33 |
| 2019/12/03 | 48312 | -966 | -2.0% | 96135 | 7266 | 8.2% | 47823 | 8232 | 20.8% | 144447 | 6300 | 4.6% | 108.64 | 108.56 |
| 2019/11/26 | 49278 | 3855 | 8.5% | 88869 | 8415 | 10.5% | 39591 | 4560 | 13.0% | 138147 | 12270 | 9.7% | 109.06 | 109.46 |
| 2019/11/19 | 45423 | 1459 | 3.3% | 80454 | 1493 | 1.9% | 35031 | 34 | 0.1% | 125877 | 2952 | 2.4% | 108.55 | 108.64 |
| 2019/11/12 | 43964 | -32 | -0.1% | 78961 | 8360 | 11.8% | 34997 | 8392 | 31.5% | 122925 | 8328 | 7.3% | 108.97 | 108.79 |
| 2019/11/05 | 43996 | 4811 | 12.3% | 70601 | 11718 | 19.9% | 26605 | 6907 | 35.1% | 114597 | 16529 | 16.9% | 109.16 | 109.21 |
| 2019/10/29 | 39185 | -2371 | -5.7% | 58883 | -838 | -1.4% | 19698 | 1533 | 8.4% | 98068 | -3209 | -3.2% | 108.87 | 108.19 |
| 2019/10/22 | 41556 | -4860 | -10.5% | 59721 | 6664 | 12.6% | 18165 | 11524 | 173.5% | 101277 | 1804 | 1.8% | 108.48 | 108.66 |
| 2019/10/15 | 46416 | -6387 | -12.1% | 53057 | 11266 | 27.0% | 6641 | -17653 | -160.3% | 99473 | 4879 | 5.2% | 108.84 | 108.42 |
| 2019/10/08 | 52803 | -5090 | -8.8% | 41791 | -2185 | -5.0% | -11012 | -2905 | -20.9% | 94594 | -7275 | -7.1% | 107.07 | 108.39 |
| 2019/10/01 | 57893 | 12134 | 26.5% | 43976 | 11000 | 33.4% | -13917 | 1134 | 8.9% | 101869 | 23134 | 29.4% | 107.76 | 106.85 |
| 2019/09/24 | 45759 | -5083 | -10.0% | 32976 | 5996 | 22.2% | -12783 | -11079 | -46.4% | 78735 | 913 | 1.2% | 107.11 | 107.96 |
| 2019/09/17 | 50842 | -5737 | -10.1% | 26980 | 2992 | 12.5% | -23862 | -8729 | -26.8% | 77822 | -2745 | -3.4% | 108.12 | 107.56 |
| 2019/09/10 | 56579 | -643 | -1.1% | 23988 | -5552 | -18.8% | -32591 | 4909 | 17.7% | 80567 | -6195 | -7.1% | 107.52 | 108.12 |
| 2019/09/03 | 57222 | -2573 | -4.3% | 29540 | 3352 | 12.8% | -27682 | -5925 | -17.6% | 86762 | 779 | 0.9% | 105.94 | 106.93 |
| 2019/08/27 | 59795 | 9811 | 19.6% | 26188 | 7358 | 39.1% | -33607 | 2453 | 7.9% | 85983 | 17169 | 24.9% | 105.76 | 106.23 |
| 2019/08/20 | 49984 | -1780 | -3.4% | 18830 | -8192 | -30.3% | -31154 | 6412 | 25.9% | 68814 | -9972 | -12.7% | 106.25 | 105.36 |
| 2019/08/13 | 51764 | | | 27022 | | | -24742 | | | 78786 | | | 106.74 | 106.32 |

JAPANESE YEN - CHICAGO MERCANTILE EXCHANGE
FUTURES ONLY POSITIONS

— 金曜終値 — 火曜終値 Short枚数 Long枚数 ■ 売り越し or 買い越し枚数



EURO FX - CHICAGO MERCANTILE EXCHANGE

Code-099741

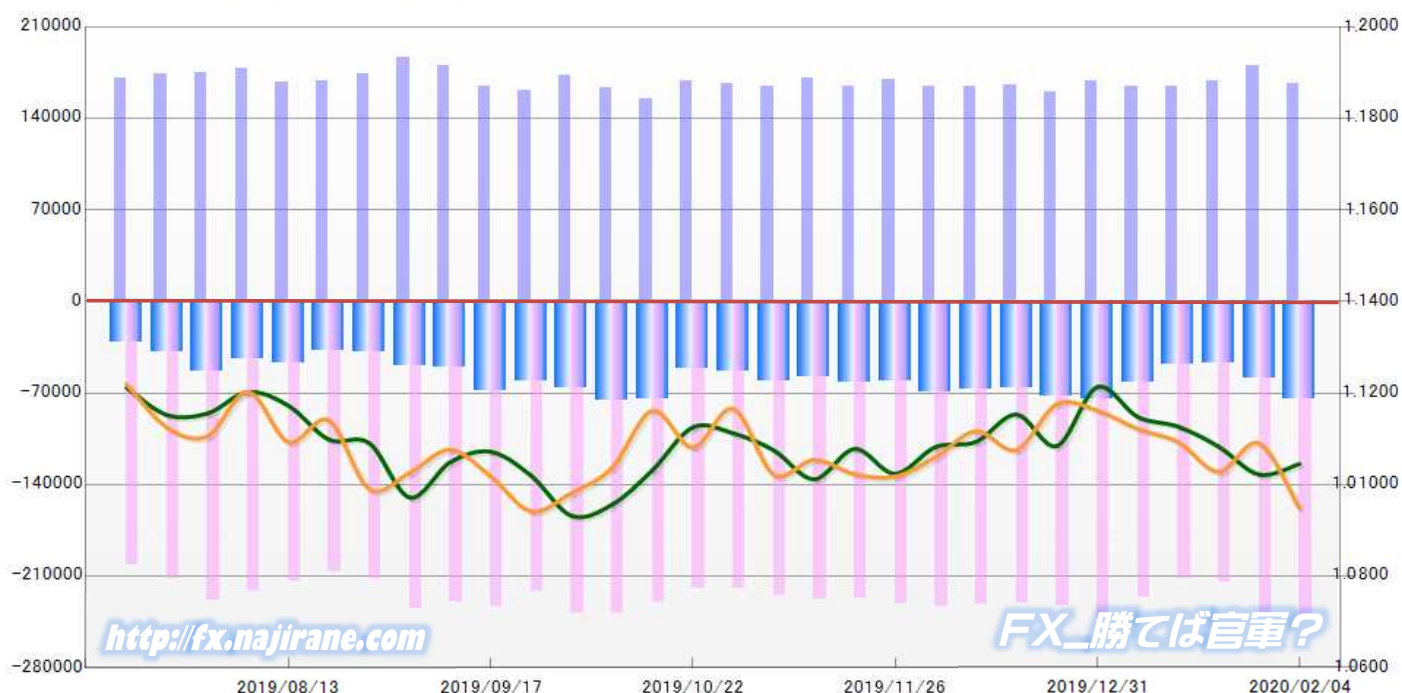
2019/08/13 ~ 2020/02/04

2020/02/07 NYクローズ時公表値

| Report_Date | Non Commercial Positions | | | | | | | | | | | | 火曜日 引け値 | 金曜日 引け値 |
|-------------|--------------------------|--------|-------|--------|--------|-------|-------|--------|--------|--------|--------|-------|------------|------------|
| | Long | 増減 | | Short | 増減 | | 売り越し | 増減 | | 売買計 | 増減 | | | |
| 2020/02/04 | 166925 | -13728 | -7.6% | 242005 | 2490 | 1.0% | 75080 | 16218 | 27.6% | 408930 | -11238 | -2.7% | 1.1045 | 1.0948 |
| 2020/01/28 | 180653 | 12437 | 7.4% | 239515 | 24280 | 11.3% | 58862 | 11843 | 25.2% | 420168 | 36717 | 9.6% | 1.1022 | 1.1090 |
| 2020/01/21 | 168216 | 4335 | 2.6% | 215235 | 3172 | 1.5% | 47019 | -1163 | -2.4% | 383451 | 7507 | 2.0% | 1.1083 | 1.1028 |
| 2020/01/14 | 163881 | -932 | -0.6% | 212063 | -14414 | -6.4% | 48182 | -13482 | -21.9% | 375944 | -15346 | -3.9% | 1.1127 | 1.1093 |
| 2020/01/07 | 164813 | -4039 | -2.4% | 226477 | -16720 | -6.9% | 61664 | -12681 | -17.1% | 391290 | -20759 | -5.0% | 1.1148 | 1.1122 |
| 2019/12/31 | 168852 | 8589 | 5.4% | 243197 | 9991 | 4.3% | 74345 | 1402 | 1.9% | 412049 | 18580 | 4.7% | 1.1213 | 1.1162 |
| 2019/12/24 | 160263 | -5092 | -3.1% | 233206 | 2157 | 0.9% | 72943 | 7249 | 11.0% | 393469 | -2935 | -0.7% | 1.1085 | 1.1176 |
| 2019/12/17 | 165355 | 623 | 0.4% | 231049 | -1326 | -0.6% | 65694 | -1949 | -2.9% | 396404 | -703 | -0.2% | 1.1153 | 1.1076 |
| 2019/12/10 | 164732 | 340 | 0.2% | 232375 | -1066 | -0.5% | 67643 | -1406 | -2.0% | 397107 | -726 | -0.2% | 1.1093 | 1.1117 |
| 2019/12/03 | 164392 | -5524 | -3.3% | 233441 | 2109 | 0.9% | 69049 | 7633 | 12.4% | 397833 | -3415 | -0.9% | 1.1082 | 1.1060 |
| 2019/11/26 | 169916 | 6018 | 3.7% | 231332 | 4931 | 2.2% | 61416 | -1087 | -1.7% | 401248 | 10949 | 2.8% | 1.1024 | 1.1018 |
| 2019/11/19 | 163898 | -6352 | -3.7% | 226401 | -1518 | -0.7% | 62503 | 4834 | 8.4% | 390299 | -7870 | -2.0% | 1.1078 | 1.1023 |
| 2019/11/12 | 170250 | 6067 | 3.7% | 227919 | 2990 | 1.3% | 57669 | -3077 | -5.1% | 398169 | 9057 | 2.3% | 1.1012 | 1.1054 |
| 2019/11/05 | 164183 | -2357 | -1.4% | 224929 | 5034 | 2.3% | 60746 | 7391 | 13.9% | 389112 | 2677 | 0.7% | 1.1075 | 1.1022 |
| 2019/10/29 | 166540 | -2113 | -1.3% | 219895 | 192 | 0.1% | 53355 | 2305 | 4.5% | 386435 | -1921 | -0.5% | 1.1112 | 1.1166 |
| 2019/10/22 | 168653 | 13680 | 8.8% | 219703 | -10424 | -4.5% | 51050 | -24104 | -32.1% | 388356 | 3256 | 0.8% | 1.1125 | 1.1081 |
| 2019/10/15 | 154973 | -7804 | -4.8% | 230127 | -8063 | -3.4% | 75154 | -259 | -0.3% | 385100 | -15867 | -4.0% | 1.1031 | 1.1161 |
| 2019/10/08 | 162777 | -9481 | -5.5% | 238190 | -46 | 0.0% | 75413 | 9435 | 14.3% | 400967 | -9527 | -2.3% | 1.0956 | 1.1036 |
| 2019/10/01 | 172258 | 11571 | 7.2% | 238236 | 16827 | 7.6% | 65978 | 5256 | 8.7% | 410494 | 28398 | 7.4% | 1.0932 | 1.0981 |
| 2019/09/24 | 160687 | -3585 | -2.2% | 221409 | -11422 | -4.9% | 60722 | -7837 | -11.4% | 382096 | -15007 | -3.8% | 1.1020 | 1.0942 |
| 2019/09/17 | 164272 | -16263 | -9.0% | 232831 | 2454 | 1.1% | 68559 | 18717 | 37.6% | 397103 | -13809 | -3.4% | 1.1072 | 1.1018 |
| 2019/09/10 | 180535 | -5609 | -3.0% | 230377 | -4903 | -2.1% | 49842 | 706 | 1.4% | 410912 | -10512 | -2.5% | 1.1049 | 1.1076 |
| 2019/09/03 | 186144 | 12693 | 7.3% | 235280 | 23025 | 10.8% | 49136 | 10332 | 26.6% | 421424 | 35718 | 9.3% | 1.0972 | 1.1026 |
| 2019/08/27 | 173451 | 4996 | 3.0% | 212255 | 5823 | 2.8% | 38804 | 827 | 2.2% | 385706 | 10819 | 2.9% | 1.1091 | 1.0990 |
| 2019/08/20 | 168455 | 1241 | 0.7% | 206432 | -7431 | -3.5% | 37977 | -8672 | -18.6% | 374887 | -6190 | -1.6% | 1.1098 | 1.1140 |
| 2019/08/13 | 167214 | | | 213863 | | | 46649 | | | 381077 | | | 1.1173 | 1.1093 |

EURO FX - CHICAGO MERCANTILE EXCHANGE
FUTURES ONLY POSITIONS

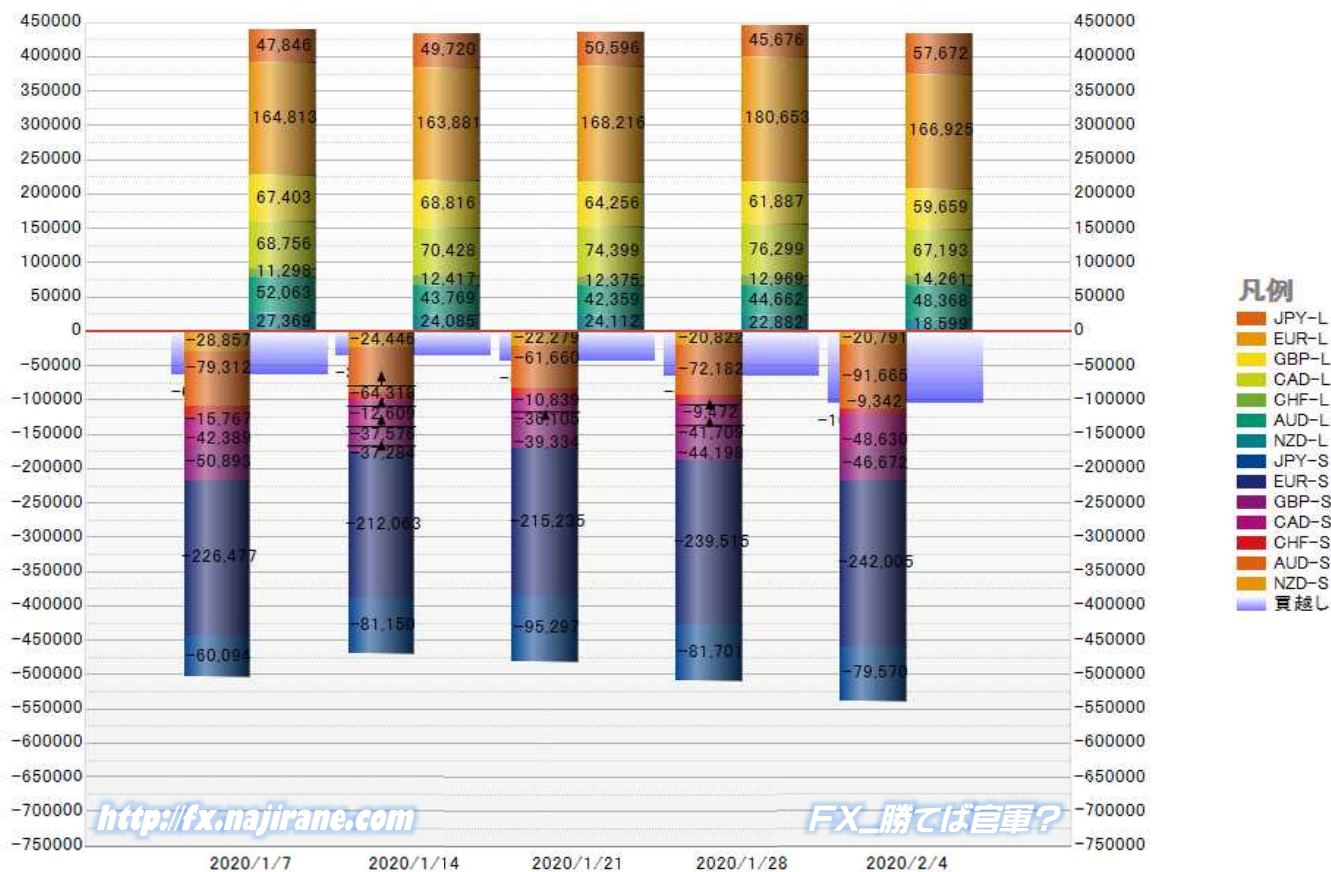
— 金曜締め最終値 — 火曜締め最終値 — Short枚数 — Long枚数 ■ 売り越し or 買い越し枚数



FX_勝てば官軍?

| | 2020/01/07 | | | 2020/01/14 | | | 2020/01/21 | | | 2020/01/28 | | | 2020/02/04 | | |
|--------------------|---------------|---------------|----------------|---------------|---------------|----------------|---------------|---------------|----------------|---------------|---------------|----------------|---------------|---------------|----------------|
| | Long | Short | 売り越し | Long | Short | 売り越し | Long | Short | 売り越し | Long | Short | 売り越し | Long | Short | 売り越し |
| JPY | 47846 | 60094 | 12248 | 49720 | 81150 | 31430 | 50596 | 95297 | 44701 | 45676 | 81701 | 36025 | 57672 | 79570 | 21898 |
| | 前週比 枚数増減 (枚) | | | 1874 | 21056 | 19182 | 876 | 14147 | 13271 | -4920 | -13596 | -8676 | 11996 | -2131 | -14127 |
| | 前週比 枚数増減 (%) | | | 3.9% | 35.0% | 156.6% | 1.8% | 17.4% | 42.2% | -9.7% | -14.3% | -19.4% | 26.3% | -2.6% | -39.2% |
| EUR | 164813 | 226477 | 61664 | 163881 | 212063 | 48182 | 168216 | 215235 | 47019 | 180653 | 239515 | 58862 | 166925 | 242005 | 75080 |
| | 前週比 枚数増減 (枚) | | | -932 | -14414 | -13482 | 4335 | 3172 | -1163 | 12437 | 24280 | 11843 | -13728 | 2490 | 16218 |
| | 前週比 枚数増減 (%) | | | -0.6% | -6.4% | -21.9% | 2.6% | 1.5% | -2.4% | 7.4% | 11.3% | 25.2% | -7.6% | 1.0% | 27.6% |
| GBP | 67403 | 50893 | -16510 | 68816 | 37284 | -31532 | 64256 | 39334 | -24922 | 61887 | 44198 | -17689 | 59659 | 46672 | -12987 |
| | 前週比 枚数増減 (枚) | | | 1413 | -13609 | 15022 | -4560 | 2050 | -6610 | -2369 | 4864 | -7233 | -2228 | 2474 | -4702 |
| | 前週比 枚数増減 (%) | | | 2.1% | -26.7% | 91.0% | -6.6% | 5.5% | -21.0% | -3.7% | 12.4% | -29.0% | -3.6% | 5.6% | -26.6% |
| AUD | 52063 | 79312 | 27249 | 43769 | 64318 | 20549 | 42359 | 61660 | 19301 | 44662 | 72182 | 27520 | 48368 | 91665 | 43297 |
| | 前週比 枚数増減 (枚) | | | -8294 | -14994 | -6700 | -1410 | -2658 | -1248 | 2303 | 10522 | 8219 | 3706 | 19483 | 15777 |
| | 前週比 枚数増減 (%) | | | -15.9% | -18.9% | -24.6% | -3.2% | -4.1% | -6.1% | 5.4% | 17.1% | 42.6% | 8.3% | 27.0% | 57.3% |
| CAD | 68756 | 42389 | -26367 | 70428 | 37576 | -32852 | 74399 | 36105 | -38294 | 76299 | 41709 | -34590 | 67193 | 48630 | -18563 |
| | 前週比 枚数増減 (枚) | | | 1672 | -4813 | 6485 | 3971 | -1471 | 5442 | 1900 | 5604 | -3704 | -9106 | 6921 | -16027 |
| | 前週比 枚数増減 (%) | | | 2.4% | -11.4% | 24.6% | 5.6% | -3.9% | 16.6% | 2.6% | 15.5% | -9.7% | -11.9% | 16.6% | -46.3% |
| CHF | 11298 | 15767 | 4469 | 12417 | 12609 | 192 | 12375 | 10839 | -1536 | 12969 | 9472 | -3497 | 14261 | 9342 | -4919 |
| | 前週比 枚数増減 (枚) | | | 1119 | -3158 | -4277 | -42 | -1770 | 1728 | 594 | -1367 | 1961 | 1292 | -130 | 1422 |
| | 前週比 枚数増減 (%) | | | 9.9% | -20.0% | -95.7% | -0.3% | -14.0% | 900.0% | 4.8% | -12.6% | 127.7% | 10.0% | -1.4% | 40.7% |
| NZD | 27369 | 28857 | 1488 | 24085 | 24446 | 361 | 24112 | 22279 | -1833 | 22882 | 20822 | -2060 | 18599 | 20791 | 2192 |
| | 前週比 枚数増減 (枚) | | | -3284 | -4411 | -1127 | 27 | -2167 | 2194 | -1230 | -1457 | 227 | -4283 | -31 | 4252 |
| | 前週比 枚数増減 (%) | | | -12.0% | -15.3% | -75.7% | 0.1% | -8.9% | 607.8% | -5.1% | -6.5% | 12.4% | -18.7% | -0.1% | 206.4% |
| MXN | 203580 | 46262 | -157318 | 207127 | 41487 | -165640 | 211681 | 41710 | -169971 | 207336 | 36970 | -170366 | 206538 | 41366 | -165172 |
| | 前週比 枚数増減 (枚) | | | 3547 | -4775 | 8322 | 4554 | 223 | 4331 | -4345 | -4740 | 395 | -798 | 4396 | -5194 |
| | 前週比 枚数増減 (%) | | | 1.7% | -10.3% | 5.3% | 2.2% | 0.5% | 2.6% | -2.1% | -11.4% | 0.2% | -0.4% | 11.9% | -3.0% |
| Total All 8 | 643128 | 550051 | -93077 | 640243 | 510933 | -129310 | 647994 | 522459 | -125535 | 652364 | 546569 | -105795 | 639215 | 580041 | -59174 |
| | 前週比 枚数増減 (枚) | | | -2885 | -39118 | 36233 | 7751 | 11526 | -3775 | 4370 | 24110 | -19740 | -13149 | 33472 | -46621 |
| | 前週比 枚数増減 (%) | | | -0.4% | -7.1% | 38.9% | 1.2% | 2.3% | -2.9% | 0.7% | 4.6% | -15.7% | -2.0% | 6.1% | -44.1% |
| Total 7 (MXN除く) | 439548 | 503789 | 64241 | 433116 | 469446 | 36330 | 436313 | 480749 | 44436 | 445028 | 509599 | 64571 | 432677 | 538675 | 105998 |
| | 前週比 枚数増減 (枚) | | | -6432 | -34343 | -27911 | 3197 | 11303 | 8106 | 8715 | 28850 | 20135 | -12351 | 29076 | 41427 |
| | 前週比 枚数増減 (%) | | | -1.5% | -6.8% | -43.4% | 0.7% | 2.4% | 22.3% | 2.0% | 6.0% | 45.3% | -2.8% | 5.7% | 64.2% |

直近5週 CFTC IMM主要7通貨の構成

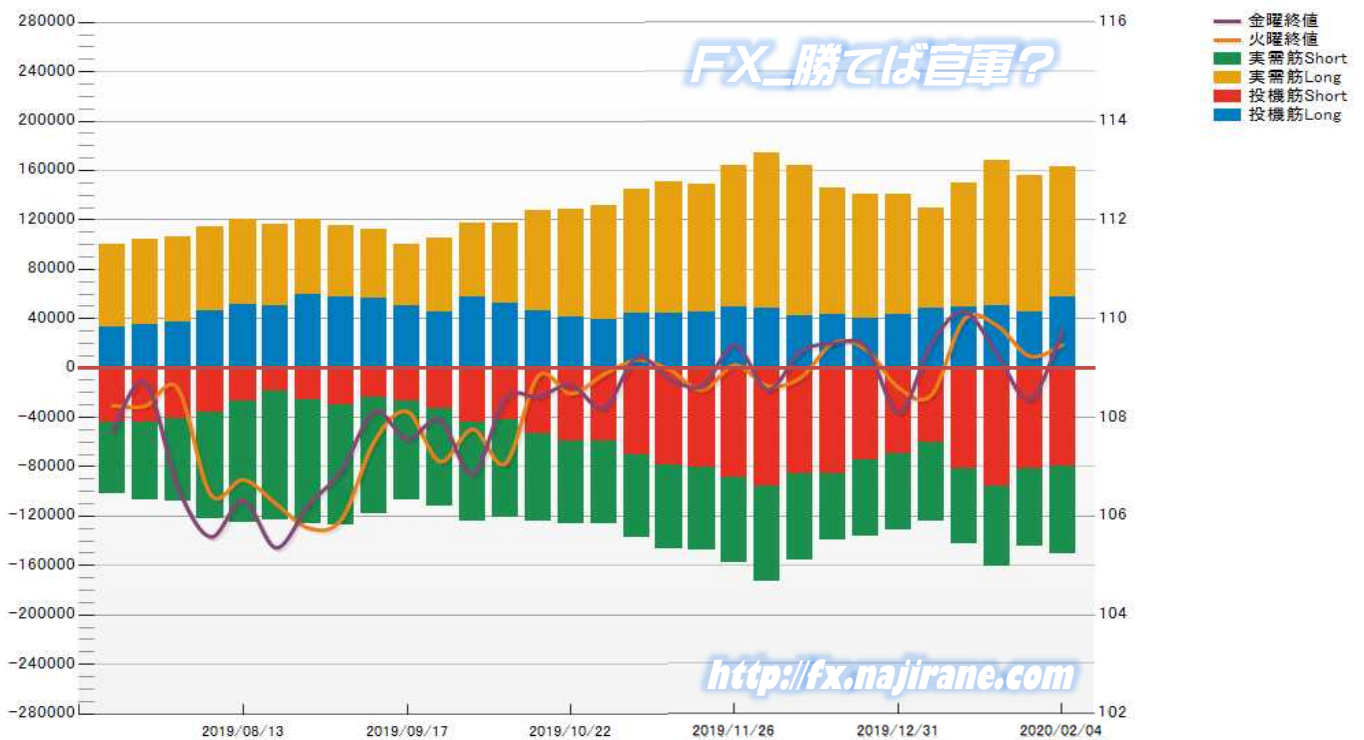


**JAPANESE YEN - CHICAGO MERCANTILE EXCHANGE
FUTURES ONLY POSITIONS**

Code-097741
2020/02/07 公表値

| Date | 投機筋集計 | | | | 実需筋集計 | | | | 投機筋+実需筋合計 | | | | ドル円終値 | |
|------------|-------|-------|--------|--------|--------|--------|--------|--------|-----------|--------|--------|--------|--------|--------|
| | 円買い | 円売り | 売り越し | 売買計 | 円買い | 円売り | 売り越し | 売買計 | 円買い | 円売り | 売り越し | 売買計 | 火曜締め | 金曜締め |
| 2020/02/04 | 57672 | 79570 | 21898 | 137242 | 105438 | 71114 | -34324 | 176552 | 163110 | 150684 | -12426 | 313794 | 109.47 | 109.76 |
| 2020/01/28 | 45676 | 81701 | 36025 | 127377 | 110412 | 63226 | -47186 | 173638 | 156088 | 144927 | -11161 | 301015 | 109.24 | 108.36 |
| 2020/01/21 | 50596 | 95297 | 44701 | 145893 | 117694 | 65587 | -52107 | 183281 | 168290 | 160884 | -7406 | 329174 | 109.86 | 109.28 |
| 2020/01/14 | 49720 | 81150 | 31430 | 130870 | 100226 | 61710 | -38516 | 161936 | 149946 | 142860 | -7086 | 292806 | 109.99 | 110.15 |
| 2020/01/07 | 47846 | 60094 | 12248 | 107940 | 82055 | 64595 | -17460 | 146650 | 129901 | 124689 | -5212 | 254590 | 108.46 | 109.50 |
| 2019/12/31 | 43668 | 68970 | 25302 | 112638 | 97526 | 62360 | -35166 | 159886 | 141194 | 131330 | -9864 | 272524 | 108.60 | 108.10 |
| 2019/12/24 | 40592 | 74134 | 33542 | 114726 | 99923 | 61911 | -38012 | 161834 | 140515 | 136045 | -4470 | 276560 | 109.38 | 109.43 |
| 2019/12/17 | 43418 | 85480 | 42062 | 128898 | 102748 | 54004 | -48744 | 156752 | 146166 | 139484 | -6682 | 285650 | 109.51 | 109.50 |
| 2019/12/10 | 41843 | 85525 | 43682 | 127368 | 122108 | 70477 | -51631 | 192585 | 163951 | 156002 | -7949 | 319953 | 108.80 | 109.33 |
| 2019/12/03 | 48312 | 96135 | 47823 | 144447 | 126334 | 76981 | -49353 | 203315 | 174646 | 173116 | -1530 | 347762 | 108.64 | 108.56 |
| 2019/11/26 | 49278 | 88869 | 39591 | 138147 | 115116 | 68413 | -46703 | 183529 | 164394 | 157282 | -7112 | 321676 | 109.06 | 109.46 |
| 2019/11/19 | 45423 | 80454 | 35031 | 125877 | 102992 | 67501 | -35491 | 170493 | 148415 | 147955 | -460 | 296370 | 108.55 | 108.64 |
| 2019/11/12 | 43964 | 78961 | 34997 | 122925 | 106504 | 67386 | -39118 | 173890 | 150468 | 146347 | -4121 | 296815 | 108.97 | 108.79 |
| 2019/11/05 | 43996 | 70601 | 26605 | 114597 | 101217 | 66522 | -34695 | 167739 | 145213 | 137123 | -8090 | 282336 | 109.16 | 109.21 |
| 2019/10/29 | 39185 | 58883 | 19698 | 98068 | 92543 | 67446 | -25097 | 159989 | 131728 | 126329 | -5399 | 258057 | 108.87 | 108.19 |
| 2019/10/22 | 41556 | 59721 | 18165 | 101277 | 87258 | 66682 | -20576 | 153940 | 128814 | 126403 | -2411 | 255217 | 108.48 | 108.66 |
| 2019/10/15 | 46416 | 53057 | 6641 | 99473 | 81307 | 71535 | -9772 | 152842 | 127723 | 124592 | -3131 | 252315 | 108.84 | 108.42 |
| 2019/10/08 | 52803 | 41791 | -11012 | 94594 | 64209 | 79599 | 15390 | 143808 | 117012 | 121390 | 4378 | 238402 | 107.07 | 108.39 |
| 2019/10/01 | 57893 | 43976 | -13917 | 101869 | 59504 | 80137 | 20633 | 139641 | 117397 | 124113 | 6716 | 241510 | 107.76 | 106.85 |
| 2019/09/24 | 45759 | 32976 | -12783 | 78735 | 59437 | 78841 | 19404 | 138278 | 105196 | 111817 | 6621 | 217013 | 107.11 | 107.96 |
| 2019/09/17 | 50842 | 26980 | -23862 | 77822 | 49738 | 80331 | 30593 | 130069 | 100580 | 107311 | 6731 | 207891 | 108.12 | 107.56 |
| 2019/09/10 | 56579 | 23988 | -32591 | 80567 | 55208 | 94409 | 39201 | 149617 | 111787 | 118397 | 6610 | 230184 | 107.52 | 108.12 |
| 2019/09/03 | 57222 | 29540 | -27682 | 86762 | 58451 | 97429 | 38978 | 155880 | 115673 | 126969 | 11296 | 242642 | 105.94 | 106.93 |
| 2019/08/27 | 59795 | 26188 | -33607 | 85983 | 60327 | 99944 | 39617 | 160271 | 120122 | 126132 | 6010 | 246254 | 105.76 | 106.23 |
| 2019/08/20 | 49984 | 18830 | -31154 | 68814 | 66338 | 104320 | 37982 | 170658 | 116322 | 123150 | 6828 | 239472 | 106.25 | 105.36 |
| 2019/08/13 | 51764 | 27022 | -24742 | 78786 | 68708 | 98250 | 29542 | 166958 | 120472 | 125272 | 4800 | 245744 | 106.74 | 106.32 |
| 2019/08/06 | 46225 | 35664 | -10561 | 81889 | 67882 | 86529 | 18647 | 154411 | 114107 | 122193 | 8086 | 236300 | 106.44 | 105.58 |
| 2019/07/30 | 37028 | 41246 | 4218 | 78274 | 69070 | 66712 | -2358 | 135782 | 106098 | 107958 | 1860 | 214056 | 108.59 | 106.59 |
| 2019/07/23 | 34642 | 44019 | 9377 | 78661 | 69196 | 63158 | -6038 | 132354 | 103838 | 107177 | 3339 | 211015 | 108.23 | 108.71 |
| 2019/07/16 | 32905 | 44285 | 11380 | 77190 | 67152 | 57512 | -9640 | 124664 | 100057 | 101797 | 1740 | 201854 | 108.24 | 107.72 |

**JAPANESE YEN - CHICAGO MERCANTILE EXCHANGE
FUTURES ONLY POSITIONS Code-097741**

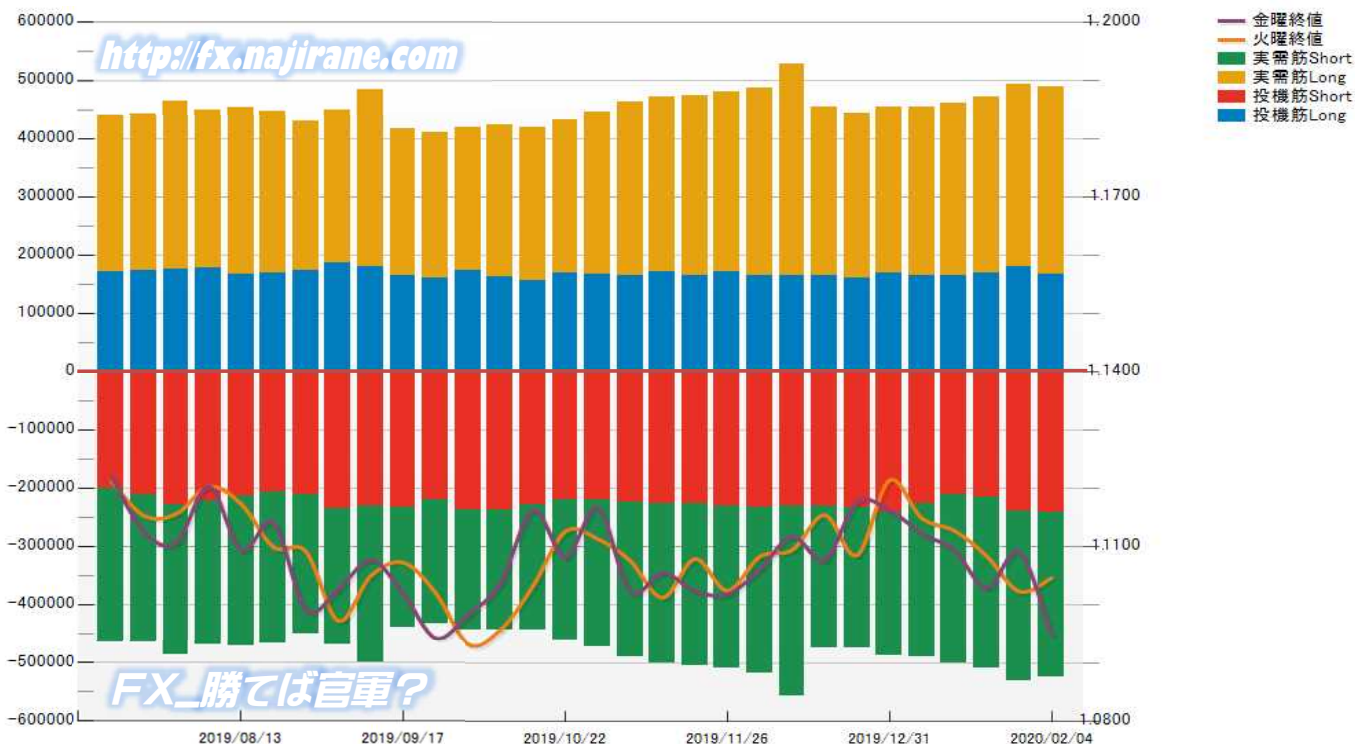


EURO FX - CHICAGO MERCANTILE EXCHANGE
FUTURES ONLY POSITIONS

Code-099741
2020/02/07 公表値

| Date | 投機筋集計 | | | | 実需筋集計 | | | | 投機筋+実需筋合計 | | | | ユーロドル終値 | |
|------------|--------|--------|-------|--------|--------|--------|--------|--------|-----------|--------|-------|---------|---------|--------|
| | EUR買い | EUR売り | 売り越し | 売買計 | EUR買い | EUR売り | 売り越し | 売買計 | EUR買い | EUR売り | 売り越し | 売買計 | 火曜締め | 金曜締め |
| 2020/02/04 | 166925 | 242005 | 75080 | 408930 | 321548 | 283559 | -37989 | 605107 | 488473 | 525564 | 37091 | 1014037 | 1.1045 | 1.0948 |
| 2020/01/28 | 180653 | 239515 | 58862 | 420168 | 311346 | 291195 | -20151 | 602541 | 491999 | 530710 | 38711 | 1022709 | 1.1022 | 1.1090 |
| 2020/01/21 | 168216 | 215235 | 47019 | 383451 | 302385 | 295283 | -7102 | 597668 | 470601 | 510518 | 39917 | 981119 | 1.1083 | 1.1028 |
| 2020/01/14 | 163881 | 212063 | 48182 | 375944 | 297419 | 288854 | -8565 | 586273 | 461300 | 500917 | 39617 | 962217 | 1.1127 | 1.1093 |
| 2020/01/07 | 164813 | 226477 | 61664 | 391290 | 288408 | 263100 | -25308 | 551508 | 453221 | 489577 | 36356 | 942798 | 1.1148 | 1.1122 |
| 2019/12/31 | 168852 | 243197 | 74345 | 412049 | 285490 | 245540 | -39950 | 531030 | 454342 | 488737 | 34395 | 943079 | 1.1213 | 1.1162 |
| 2019/12/24 | 160263 | 233206 | 72943 | 393469 | 282401 | 241064 | -41337 | 523465 | 442664 | 474270 | 31606 | 916934 | 1.1085 | 1.1176 |
| 2019/12/17 | 165355 | 231049 | 65694 | 396404 | 288313 | 244275 | -44038 | 532588 | 453668 | 475324 | 21656 | 928992 | 1.1153 | 1.1076 |
| 2019/12/10 | 164732 | 232375 | 67643 | 397107 | 363680 | 325511 | -38169 | 689191 | 528412 | 557886 | 29474 | 1086298 | 1.1093 | 1.1117 |
| 2019/12/03 | 164392 | 233441 | 69049 | 397833 | 321158 | 285706 | -35452 | 606864 | 485550 | 519147 | 33597 | 1004697 | 1.1082 | 1.1060 |
| 2019/11/26 | 169916 | 231332 | 61416 | 401248 | 308994 | 277623 | -31371 | 586617 | 478910 | 508955 | 30045 | 987865 | 1.1024 | 1.1018 |
| 2019/11/19 | 163898 | 226401 | 62503 | 390299 | 310291 | 278082 | -32209 | 588373 | 474189 | 504483 | 30294 | 978672 | 1.1078 | 1.1023 |
| 2019/11/12 | 170250 | 227919 | 57669 | 398169 | 300579 | 273909 | -26670 | 574488 | 470829 | 501828 | 30999 | 972657 | 1.1012 | 1.1054 |
| 2019/11/05 | 164183 | 224929 | 60746 | 389112 | 297733 | 265666 | -32067 | 563399 | 461916 | 490595 | 28679 | 952511 | 1.1075 | 1.1022 |
| 2019/10/29 | 166540 | 219895 | 53355 | 386435 | 277771 | 251937 | -25834 | 529708 | 444311 | 471832 | 27521 | 916143 | 1.1112 | 1.1166 |
| 2019/10/22 | 168653 | 219703 | 51050 | 388356 | 264350 | 242340 | -22010 | 506690 | 433003 | 462043 | 29040 | 895046 | 1.1125 | 1.1081 |
| 2019/10/15 | 154973 | 230127 | 75154 | 385100 | 263082 | 214307 | -48775 | 477389 | 418055 | 444434 | 26379 | 862489 | 1.1031 | 1.1161 |
| 2019/10/08 | 162777 | 238190 | 75413 | 400967 | 260777 | 206186 | -54591 | 466963 | 423554 | 444376 | 20822 | 867930 | 1.0956 | 1.1036 |
| 2019/10/01 | 172258 | 238236 | 65978 | 410494 | 247476 | 206802 | -40674 | 454278 | 419734 | 445038 | 25304 | 864772 | 1.0932 | 1.0981 |
| 2019/09/24 | 160687 | 221409 | 60722 | 382096 | 250286 | 211326 | -38960 | 461612 | 410973 | 432735 | 21762 | 843708 | 1.1020 | 1.0942 |
| 2019/09/17 | 164272 | 232831 | 68559 | 397103 | 252628 | 207122 | -45506 | 459750 | 416900 | 439953 | 23053 | 856853 | 1.1072 | 1.1018 |
| 2019/09/10 | 180535 | 230377 | 49842 | 410912 | 303836 | 270876 | -32960 | 574712 | 484371 | 501253 | 16882 | 985624 | 1.1049 | 1.1076 |
| 2019/09/03 | 186144 | 235280 | 49136 | 421424 | 263544 | 236079 | -27465 | 499623 | 449688 | 471359 | 21671 | 921047 | 1.0972 | 1.1026 |
| 2019/08/27 | 173451 | 212255 | 38804 | 385706 | 255401 | 239344 | -16057 | 494745 | 428852 | 451599 | 22747 | 880451 | 1.1091 | 1.0990 |
| 2019/08/20 | 168455 | 206432 | 37977 | 374887 | 278685 | 262478 | -16207 | 541163 | 447140 | 468910 | 21770 | 916050 | 1.1098 | 1.1140 |
| 2019/08/13 | 167214 | 213863 | 46649 | 381077 | 286585 | 259479 | -27106 | 546064 | 453799 | 473342 | 19543 | 927141 | 1.1173 | 1.1093 |
| 2019/08/06 | 177988 | 221998 | 44010 | 399986 | 272245 | 248980 | -23265 | 521225 | 450233 | 470978 | 20745 | 921211 | 1.1202 | 1.1203 |
| 2019/07/30 | 175132 | 229115 | 53983 | 404247 | 289310 | 258340 | -30970 | 547650 | 464442 | 487455 | 23013 | 951897 | 1.1155 | 1.1106 |
| 2019/07/23 | 173483 | 212487 | 39004 | 385970 | 269699 | 254802 | -14897 | 524501 | 443182 | 467289 | 24107 | 910471 | 1.1152 | 1.1125 |
| 2019/07/16 | 170487 | 201838 | 31351 | 372325 | 269227 | 265074 | -4153 | 534301 | 439714 | 466912 | 27198 | 906626 | 1.1212 | 1.1219 |

EURO FX - CHICAGO MERCANTILE EXCHANGE
FUTURES ONLY POSITIONS Code-099741



CME Daily Volume

FX_勝てば官軍?

<http://fx.najirane.com>

| AUS Dollar | | MONTHLY OPTIONS | FUTURE | WEEKLY FRIDAY OPTIONS | | | | | 参考レート | |
|---------------|-----|-----------------|--------|-----------------------|------|------|------|------|--------|--------|
| Date | | | | WK 1 | WK 2 | WK 3 | WK 4 | WK 5 | Open | Close |
| 2020/2/6 (木) | --- | 1981 | --- | | 837 | 61 | 306 | | 0.6747 | 0.6734 |
| 2020/2/5 (水) | --- | 3496 | --- | | 810 | 86 | 638 | | 0.6740 | 0.6747 |
| 2020/2/4 (火) | --- | 4164 | --- | | 636 | 348 | 148 | | 0.6690 | 0.6740 |
| 2020/2/3 (月) | --- | 3532 | --- | | 573 | 2 | 189 | | 0.6685 | 0.6690 |
| 2020/1/31 (金) | --- | 7921 | --- | | 100 | 11 | 20 | 81 | 0.6719 | 0.6694 |
| 2020/1/30 (木) | --- | 10154 | --- | | 63 | 133 | 504 | 866 | 0.6748 | 0.6719 |
| 2020/1/29 (水) | --- | 3878 | --- | | 6 | 401 | 756 | 342 | 0.6760 | 0.6748 |
| 2020/1/28 (火) | --- | 8334 | --- | | 69 | 230 | 297 | 893 | 0.6760 | 0.6760 |
| 2020/1/27 (月) | --- | 9058 | --- | | 161 | 9 | 100 | 258 | 0.6816 | 0.6760 |
| 2020/1/24 (金) | --- | 1638 | --- | | 3 | 1 | 79 | 231 | 0.6842 | 0.6824 |

| CAN Dollar | | MONTHLY OPTIONS | FUTURE | WEEKLY FRIDAY OPTIONS | | | | | 参考レート | | |
|---------------|-----|-----------------|--------|-----------------------|------|------|------|------|-------|--------|--------|
| Date | | | | WK 1 | WK 2 | WK 3 | WK 4 | WK 5 | Open | Close | |
| 2020/2/6 (木) | --- | --- | --- | | 0 | 1014 | 69 | 1 | 0 | 0.7528 | 0.7526 |
| 2020/2/5 (水) | --- | --- | --- | | 0 | 507 | 44 | 217 | 0 | 0.7531 | 0.7528 |
| 2020/2/4 (火) | --- | --- | --- | | 0 | 290 | 188 | 144 | 0 | 0.7523 | 0.7531 |
| 2020/2/3 (月) | --- | --- | --- | | 0 | 146 | 309 | 46 | 0 | 0.7552 | 0.7523 |
| 2020/1/31 (金) | --- | --- | --- | | 0 | 257 | 124 | 629 | 162 | 0.7572 | 0.7555 |
| 2020/1/30 (木) | --- | --- | --- | | 0 | 733 | 24 | 284 | 477 | 0.7576 | 0.7572 |
| 2020/1/29 (水) | --- | --- | --- | | 0 | 1 | 116 | 248 | 926 | 0.7599 | 0.7575 |
| 2020/1/28 (火) | --- | --- | --- | | 0 | 171 | 838 | 37 | 605 | 0.7579 | 0.7599 |
| 2020/1/27 (月) | --- | --- | --- | | 0 | 316 | 31 | 124 | 1168 | 0.7604 | 0.7580 |
| 2020/1/24 (金) | --- | --- | --- | | 0 | 0 | 516 | 147 | 2381 | 0.7618 | 0.7610 |

| SWISS FRANC | | MONTHLY OPTIONS | FUTURE | WEEKLY FRIDAY OPTIONS | | | | | 参考レート | | |
|---------------|-----|-----------------|--------|-----------------------|------|------|------|------|-------|--------|--------|
| Date | | | | WK 1 | WK 2 | WK 3 | WK 4 | WK 5 | Open | Close | |
| 2020/2/6 (木) | --- | 20720 | --- | | --- | --- | --- | --- | --- | 1.0271 | 1.0259 |
| 2020/2/5 (水) | --- | 28847 | --- | | --- | --- | --- | --- | --- | 1.0318 | 1.0271 |
| 2020/2/4 (火) | --- | 24552 | --- | | --- | --- | --- | --- | --- | 1.0351 | 1.0318 |
| 2020/2/3 (月) | --- | 28280 | --- | | --- | --- | --- | --- | --- | 1.0382 | 1.0350 |
| 2020/1/31 (金) | --- | 37649 | --- | | --- | --- | --- | --- | --- | 1.0314 | 1.0383 |
| 2020/1/30 (木) | --- | 32917 | --- | | --- | --- | --- | --- | --- | 1.0272 | 1.0314 |
| 2020/1/29 (水) | --- | 24464 | --- | | --- | --- | --- | --- | --- | 1.0278 | 1.0272 |
| 2020/1/28 (火) | --- | 26433 | --- | | --- | --- | --- | --- | --- | 1.0313 | 1.0278 |
| 2020/1/27 (月) | --- | 24377 | --- | | --- | --- | --- | --- | --- | 1.0302 | 1.0312 |
| 2020/1/24 (金) | --- | 18830 | --- | | --- | --- | --- | --- | --- | 1.0316 | 1.0298 |

| EU EURO | | MONTHLY OPTIONS | FUTURE | WEEKLY FRIDAY OPTIONS | | | | | 参考レート | |
|---------------|-----|-----------------|--------|-----------------------|------|------|------|------|--------|--------|
| Date | | | | WK 1 | WK 2 | WK 3 | WK 4 | WK 5 | Open | Close |
| 2020/2/6 (木) | --- | 25001 | --- | | 4551 | 648 | 2706 | | 1.1000 | 1.0981 |
| 2020/2/5 (水) | --- | 11604 | --- | | 369 | 715 | 183 | | 1.1045 | 1.1000 |
| 2020/2/4 (火) | --- | 10334 | --- | | 302 | 393 | 440 | | 1.1059 | 1.1045 |
| 2020/2/3 (月) | --- | 12066 | --- | | 861 | 778 | 299 | | 1.1086 | 1.1059 |
| 2020/1/31 (金) | --- | 27033 | --- | | 2639 | 782 | 2144 | 635 | 1.1034 | 1.1090 |
| 2020/1/30 (木) | --- | 12657 | --- | | 343 | 264 | 235 | 334 | 1.1010 | 1.1034 |
| 2020/1/29 (水) | --- | 8397 | --- | | 448 | 97 | 903 | 1789 | 1.1022 | 1.1011 |
| 2020/1/28 (火) | --- | 11999 | --- | | 240 | 179 | 459 | 859 | 1.1018 | 1.1022 |
| 2020/1/27 (月) | --- | 8395 | --- | | 64 | 435 | 736 | 847 | 1.1030 | 1.1018 |
| 2020/1/24 (金) | --- | 18538 | --- | | 224 | 482 | 1495 | 8666 | 1.1056 | 1.1028 |

| GB POUND | | MONTHLY OPTIONS | FUTURE | WEEKLY FRIDAY OPTIONS | | | | | 参考レート | |
|---------------|-----|-----------------|--------|-----------------------|------|------|------|------|--------|--------|
| Date | | | | WK 1 | WK 2 | WK 3 | WK 4 | WK 5 | Open | Close |
| 2020/2/6 (木) | --- | 90322 | --- | | 68 | 47 | | | 1.3000 | 1.2928 |
| 2020/2/5 (水) | --- | 124469 | --- | | 590 | 83 | 5 | | 1.3030 | 1.3000 |
| 2020/2/4 (火) | --- | 113576 | --- | | 78 | 34 | | | 1.2997 | 1.3031 |
| 2020/2/3 (月) | --- | 163557 | --- | | 100 | 41 | 49 | | 1.3180 | 1.2997 |
| 2020/1/31 (金) | --- | 119316 | --- | | 3 | 255 | 6 | 58 | 1.3090 | 1.3205 |
| 2020/1/30 (木) | --- | 158948 | --- | | 52 | | 50 | 980 | 1.3015 | 1.3090 |
| 2020/1/29 (水) | --- | 64270 | --- | | 6 | 2 | 471 | 99 | 1.3026 | 1.3015 |
| 2020/1/28 (火) | --- | 89202 | --- | | 4 | 6 | 77 | 359 | 1.3059 | 1.3026 |
| 2020/1/27 (月) | --- | 77214 | --- | | 8 | | | 135 | 1.3076 | 1.3059 |
| 2020/1/24 (金) | --- | 113970 | --- | | 21 | 4 | 882 | 299 | 1.3124 | 1.3077 |

| JP YEN | | MONTHLY OPTIONS | FUTURE | WEEKLY FRIDAY OPTIONS | | | | | 参考レート | | |
|---------------|-----|-----------------|--------|-----------------------|------|------|------|------|-------|--------|--------|
| Date | | | | WK 1 | WK 2 | WK 3 | WK 4 | WK 5 | Open | Close | |
| 2020/2/6 (木) | --- | --- | 124471 | | 0 | 2046 | 108 | 9 | 0 | 109.80 | 109.99 |
| 2020/2/5 (水) | --- | --- | 156841 | | 0 | 819 | 108 | 1 | 0 | 109.46 | 109.80 |
| 2020/2/4 (火) | --- | --- | 151240 | | 0 | 468 | 8 | 758 | 0 | 108.67 | 109.47 |
| 2020/2/3 (月) | --- | --- | 159151 | | 0 | 668 | 217 | 801 | 0 | 108.34 | 108.67 |
| 2020/1/31 (金) | --- | --- | 204858 | | 0 | 250 | 284 | 658 | 108 | 108.94 | 108.36 |
| 2020/1/30 (木) | --- | --- | 191329 | | 0 | 198 | 73 | 126 | 871 | 109.01 | 108.93 |
| 2020/1/29 (水) | --- | --- | 122527 | | 0 | 45 | 20 | 13 | 269 | 109.24 | 109.01 |
| 2020/1/28 (火) | --- | --- | 147625 | | 0 | 333 | 251 | 361 | 488 | 108.92 | 109.24 |
| 2020/1/27 (月) | --- | --- | 176642 | | 0 | 189 | 44 | 157 | 873 | 108.91 | 108.92 |
| 2020/1/24 (金) | --- | --- | 120640 | | 0 | 110 | 531 | 38 | 8543 | 109.53 | 109.28 |

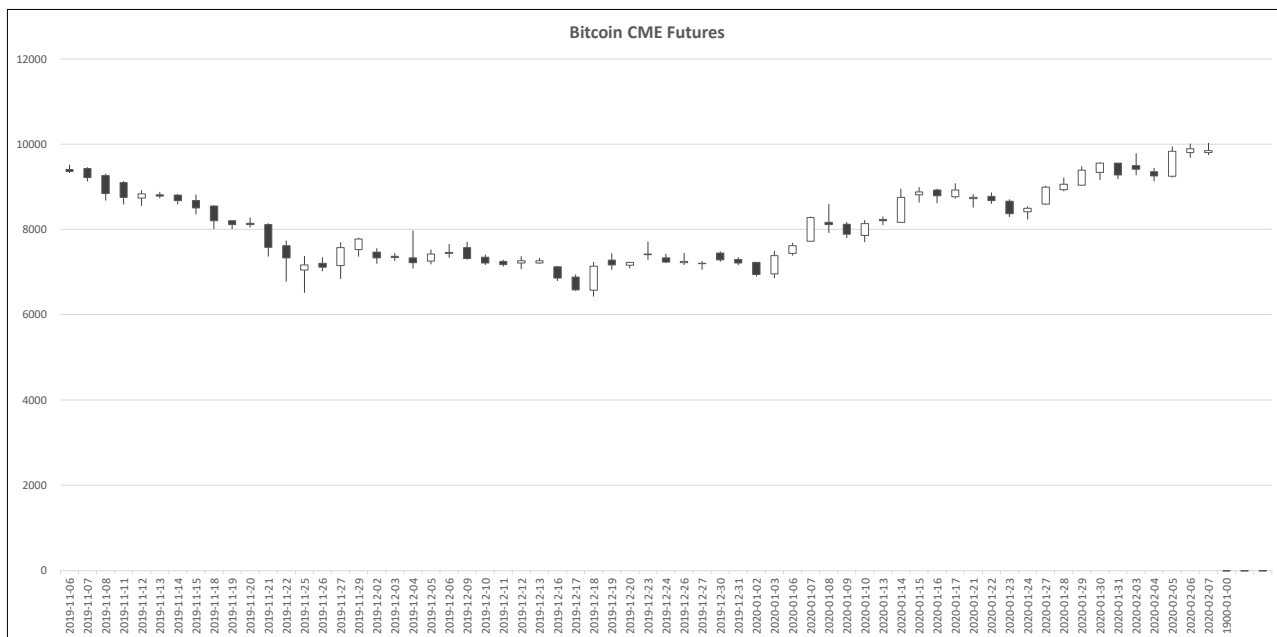
| MEX PESO | | MONTHLY OPTIONS | FUTURE | WEEKLY FRIDAY OPTIONS | | | | | 参考レート | | |
|---------------|-----|-----------------|--------|-----------------------|------|------|------|------|-------|--------|--------|
| Date | | | | WK 1 | WK 2 | WK 3 | WK 4 | WK 5 | Open | Close | |
| 2020/2/6 (木) | --- | 1 | 52856 | | --- | --- | --- | --- | --- | 5.3779 | 5.3595 |
| 2020/2/5 (水) | --- | 73 | 47791 | | --- | --- | --- | --- | --- | 5.3567 | 5.3779 |
| 2020/2/4 (火) | --- | 3 | 51253 | | --- | --- | --- | --- | --- | 5.3133 | 5.3567 |
| 2020/2/3 (月) | --- | 1 | 65855 | | --- | --- | --- | --- | --- | 5.2964 | 5.3133 |
| 2020/1/31 (金) | --- | 133 | 79421 | | --- | --- | --- | --- | --- | 5.3226 | 5.2920 |
| 2020/1/30 (木) | --- | 7 | 65608 | | --- | --- | --- | --- | --- | 5.3473 | 5.3226 |
| 2020/1/29 (水) | --- | 0 | 54826 | | --- | --- | --- | --- | --- | 5.3409 | 5.3473 |
| 2020/1/28 (火) | --- | 1 | 77271 | | --- | --- | --- | --- | --- | 5.2876 | 5.3409 |
| 2020/1/27 (月) | --- | 19 | 70610 | | --- | --- | --- | --- | --- | 5.3079 | 5.2876 |
| 2020/1/24 (金) | --- | 0 | 51965 | | --- | --- | --- | --- | --- | 5.3293 | 5.3237 |

| NZ DOLLAR | | MONTHLY OPTIONS | FUTURE | WEEKLY FRIDAY OPTIONS | | | | | 参考レート | | |
|---------------|-----|-----------------|--------|-----------------------|------|------|------|------|-------|--------|--------|
| Date | | | | WK 1 | WK 2 | WK 3 | WK 4 | WK 5 | Open | Close | |
| 2020/2/6 (木) | --- | 0 | 19800 | | --- | --- | --- | --- | --- | 0.6478 | 0.6460 |
| 2020/2/5 (水) | --- | 0 | 28933 | | --- | --- | --- | --- | --- | 0.6498 | 0.6478 |
| 2020/2/4 (火) | --- | 1 | 32683 | | --- | --- | --- | --- | --- | 0.6461 | 0.6498 |
| 2020/2/3 (月) | --- | 0 | 28537 | | --- | --- | --- | --- | --- | 0.6462 | 0.6461 |
| 2020/1/31 (金) | --- | 0 | 30508 | | --- | --- | --- | --- | --- | 0.6491 | 0.6464 |
| 2020/1/30 (木) | --- | 1 | 28023 | | --- | --- | --- | --- | --- | 0.6527 | 0.6491 |
| 2020/1/29 (水) | --- | 0 | 23388 | | --- | --- | --- | --- | --- | 0.6543 | 0.6528 |
| 2020/1/28 (火) | --- | 6 | 23598 | | --- | --- | --- | --- | --- | 0.6542 | 0.6543 |
| 2020/1/27 (月) | --- | 59 | 34360 | | --- | --- | --- | --- | --- | 0.6598 | 0.6543 |
| 2020/1/24 (金) | --- | 0 | 21193 | | --- | --- | --- | --- | --- | 0.6618 | 0.6608 |

Bitcoin CME Futures (当月及び限月別)

※取引単位=5ビットコイン (CME CFビットコイン参考基準レート=BRRを対象)

| Date | 当月(2020/02) | | | | | | | 2020/02 | | 2020/03 | | 2020/04 | | 2020/05 | | 2020/06 | |
|------------|-------------|-------|------|-------|--------|---------|------|---------|--------|---------|--------|---------|--------|---------|--------|---------|--------|
| | Open | High | Low | Close | Volume | OpenInt | | Close | Volume | Close | Volume | Close | Volume | Close | Volume | Close | Volume |
| 2019-11-06 | 9405 | 9515 | 9325 | 9360 | 1409 | 3462 | 0 | 0 | 9670 | 2 | 0 | 0 | 0 | 0 | 0 | 0 | |
| 2019-11-07 | 9425 | 9460 | 9125 | 9220 | 3467 | 3431 | 0 | 0 | 9530 | 3 | 0 | 0 | 0 | 0 | 0 | 0 | |
| 2019-11-08 | 9260 | 9305 | 8680 | 8845 | 3850 | 3120 | 0 | 0 | 9120 | 1 | 0 | 0 | 0 | 0 | 0 | 0 | |
| 2019-11-11 | 9100 | 9135 | 8585 | 8750 | 3846 | 3094 | 0 | 0 | 9020 | 1 | 0 | 0 | 0 | 0 | 0 | 0 | |
| 2019-11-12 | 8735 | 8915 | 8555 | 8835 | 3684 | 3091 | 0 | 0 | 9105 | 1 | 0 | 0 | 0 | 0 | 0 | 0 | |
| 2019-11-13 | 8815 | 8880 | 8730 | 8785 | 2163 | 3107 | 0 | 0 | 9065 | 3 | 0 | 0 | 0 | 0 | 0 | 0 | |
| 2019-11-14 | 8805 | 8830 | 8590 | 8675 | 2450 | 3199 | 0 | 0 | 8955 | 4 | 0 | 0 | 0 | 0 | 0 | 0 | |
| 2019-11-15 | 8680 | 8820 | 8355 | 8505 | 4486 | 3016 | 0 | 0 | 8765 | 14 | 0 | 0 | 0 | 0 | 0 | 0 | |
| 2019-11-18 | 8550 | 8565 | 8005 | 8205 | 4718 | 3119 | 0 | 0 | 8475 | 23 | 0 | 0 | 0 | 0 | 0 | 0 | |
| 2019-11-19 | 8200 | 8215 | 8005 | 8110 | 3396 | 3157 | 0 | 0 | 8370 | 8 | 0 | 0 | 0 | 0 | 0 | 0 | |
| 2019-11-20 | 8145 | 8275 | 8045 | 8110 | 4502 | 3270 | 0 | 0 | 8340 | 20 | 0 | 0 | 0 | 0 | 0 | 0 | |
| 2019-11-21 | 8110 | 8140 | 7360 | 7580 | 6360 | 3349 | 0 | 0 | 7795 | 43 | 0 | 0 | 0 | 0 | 0 | 0 | |
| 2019-11-22 | 7620 | 7735 | 6775 | 7330 | 11537 | 3349 | 0 | 0 | 7470 | 91 | 0 | 0 | 0 | 0 | 0 | 0 | |
| 2019-11-25 | 7050 | 7375 | 6510 | 7165 | 11465 | 3541 | 0 | 0 | 7315 | 95 | 0 | 0 | 0 | 0 | 0 | 0 | |
| 2019-11-26 | 7205 | 7345 | 7015 | 7150 | 6722 | 3554 | 0 | 0 | 7250 | 19 | 0 | 0 | 0 | 0 | 0 | 0 | |
| 2019-11-27 | 7150 | 7700 | 6835 | 7570 | 11761 | 3390 | 0 | 0 | 7755 | 58 | 0 | 0 | 0 | 0 | 0 | 0 | |
| 2019-11-29 | 7530 | 7805 | 7365 | 7776 | 4992 | 2822 | 7840 | 7930 | 15 | 0 | 0 | 0 | 0 | 0 | 0 | 0 | |
| 2019-12-02 | 7465 | 7555 | 7195 | 7335 | 4506 | 2982 | 7450 | 31 | 6 | 0 | 0 | 0 | 0 | 0 | 0 | 0 | |
| 2019-12-03 | 7370 | 7445 | 7260 | 7340 | 1825 | 2983 | 7455 | 5 | 7485 | 32 | 0 | 0 | 0 | 0 | 0 | 0 | |
| 2019-12-04 | 7335 | 7970 | 7085 | 7220 | 9089 | 3019 | 7305 | 16 | 7350 | 34 | 0 | 0 | 0 | 0 | 0 | 0 | |
| 2019-12-05 | 7255 | 7525 | 7180 | 7420 | 4555 | 2915 | 7505 | 4 | 7550 | 20 | 0 | 0 | 0 | 0 | 0 | 0 | |
| 2019-12-06 | 7435 | 7655 | 7335 | 7460 | 3582 | 2966 | 7555 | | 7600 | 9 | 0 | 0 | 0 | 0 | 0 | 0 | |
| 2019-12-09 | 7570 | 7705 | 7290 | 7320 | 3636 | 3086 | 7425 | | 7460 | 31 | 0 | 0 | 0 | 0 | 0 | 0 | |
| 2019-12-10 | 7345 | 7410 | 7165 | 7215 | 3515 | 3232 | 7310 | | 7370 | 15 | 0 | 0 | 0 | 0 | 0 | 0 | |
| 2019-12-11 | 7250 | 7290 | 7130 | 7175 | 3191 | 3250 | 7260 | 1 | 7325 | 35 | 0 | 0 | 0 | 0 | 0 | 0 | |
| 2019-12-12 | 7210 | 7370 | 7070 | 7265 | 4699 | 3226 | 7335 | 5 | 7415 | 25 | 0 | 0 | 0 | 0 | 0 | 0 | |
| 2019-12-13 | 7215 | 7335 | 7200 | 7265 | 3980 | 3208 | 7345 | 9 | 7360 | 41 | 0 | 0 | 0 | 0 | 0 | 0 | |
| 2019-12-16 | 7120 | 7145 | 6790 | 6860 | 8223 | 3357 | 6920 | 17 | 6925 | 191 | 6950 | 6965 | 0 | 0 | 0 | 0 | |
| 2019-12-17 | 6880 | 6940 | 6560 | 6580 | 6716 | 3840 | 6635 | 43 | 6645 | 192 | 6670 | 6685 | 0 | 0 | 0 | 0 | |
| 2019-12-18 | 6575 | 7235 | 6420 | 7135 | 13137 | 3530 | 7185 | 38 | 7205 | 310 | 7225 | 7245 | 0 | 0 | 0 | 0 | |
| 2019-12-19 | 7280 | 7440 | 7055 | 7165 | 5021 | 3497 | 7225 | 22 | 7270 | 135 | 7295 | 7305 | 0 | 0 | 0 | 0 | |
| 2019-12-20 | 7160 | 7235 | 7085 | 7230 | 3323 | 3535 | 7290 | 15 | 7325 | 63 | 7350 | 7365 | 0 | 0 | 0 | 0 | |
| 2019-12-23 | 7420 | 7715 | 7290 | 7410 | 9514 | 3532 | 7495 | 31 | 7535 | 164 | 7560 | 7605 | 0 | 0 | 0 | 0 | |
| 2019-12-24 | 7330 | 7430 | 7215 | 7235 | 4255 | 3541 | 7320 | 27 | 7350 | 67 | 7375 | 7420 | 0 | 0 | 0 | 0 | |
| 2019-12-26 | 7220 | 7445 | 7170 | 7250 | 5591 | 3396 | 7345 | 17 | 7385 | 70 | 7420 | 7460 | 0 | 0 | 0 | 0 | |
| 2019-12-27 | 7195 | 7255 | 7055 | 7204 | 4573 | 2873 | 7310 | 16 | 7340 | 116 | 7435 | 7415 | 0 | 0 | 0 | 0 | |
| 2019-12-30 | 7445 | 7480 | 7245 | 7285 | 3179 | 3044 | 7330 | 12 | 7385 | 47 | 7420 | 7485 | 0 | 0 | 0 | 0 | |
| 2019-12-31 | 7295 | 7350 | 7160 | 7210 | 3123 | 3186 | 7240 | 98 | 7285 | 72 | 7295 | 7405 | 7500 | 0 | 0 | 0 | |
| 2020-01-02 | 7225 | 7225 | 6900 | 6940 | 4964 | 3650 | 6985 | 150 | 7040 | 60 | 7115 | 7150 | 7175 | 0 | 0 | 0 | |
| 2020-01-03 | 6960 | 7500 | 6860 | 7385 | 9169 | 3713 | 7415 | 391 | 7455 | 119 | 7500 | 7570 | 7595 | 2 | 0 | 0 | |
| 2020-01-06 | 7435 | 7685 | 7385 | 7615 | 6664 | 4329 | 7655 | 211 | 7710 | 349 | 7740 | 7805 | 7810 | 0 | 0 | 0 | |
| 2020-01-07 | 7725 | 8300 | 7725 | 8280 | 12325 | 5400 | 8315 | 484 | 8350 | 315 | 8380 | 8445 | 8475 | 0 | 0 | 0 | |
| 2020-01-08 | 8165 | 8595 | 7915 | 8110 | 17042 | 5093 | 8160 | 543 | 8225 | 166 | 8250 | 8335 | 8350 | 1 | 0 | 0 | |
| 2020-01-09 | 8120 | 8170 | 7800 | 7885 | 10597 | 4911 | 7935 | 155 | 7985 | 42 | 8020 | 8100 | 8110 | 1 | 0 | 0 | |
| 2020-01-10 | 7855 | 8220 | 7700 | 8135 | 13522 | 5166 | 8180 | 271 | 8235 | 138 | 8275 | 8350 | 8360 | 2 | 0 | 0 | |
| 2020-01-13 | 8235 | 8300 | 8100 | 8200 | 3520 | 4949 | 8260 | 210 | 8330 | 100 | 8360 | 8410 | 8450 | 0 | 0 | 0 | |
| 2020-01-14 | 8165 | 8955 | 8150 | 8750 | 14807 | 5405 | 8830 | 820 | 8935 | 458 | 8985 | 9050 | 9085 | 8 | 0 | 0 | |
| 2020-01-15 | 8810 | 8995 | 8635 | 8880 | 7593 | 5258 | 8950 | 280 | 9045 | 259 | 9090 | 9145 | 9180 | 35 | 0 | 0 | |
| 2020-01-16 | 8925 | 8955 | 8615 | 8790 | 6265 | 5172 | 8850 | 289 | 8930 | 142 | 8985 | 9035 | 9060 | 16 | 0 | 0 | |
| 2020-01-17 | 8765 | 9085 | 8720 | 8925 | 7245 | 5329 | 8995 | 191 | 9075 | 150 | 9130 | 9185 | 9225 | 8 | 0 | 0 | |
| 2020-01-21 | 8720 | 8825 | 8515 | 8750 | 8117 | 5139 | 8795 | 383 | 8865 | 266 | 8915 | 8970 | 9010 | 1 | 0 | 0 | |
| 2020-01-22 | 8775 | 8865 | 8600 | 8680 | 4952 | 5016 | 8740 | 129 | 8825 | 100 | 8875 | 8930 | 8970 | 1 | 0 | 0 | |
| 2020-01-23 | 8665 | 8705 | 8290 | 8370 | 14502 | 4399 | 8430 | 419 | 8485 | 235 | 8535 | 8590 | 8630 | 1 | 0 | 0 | |
| 2020-01-24 | 8410 | 8540 | 8235 | 8495 | 10576 | 4467 | 8545 | 575 | 8615 | 152 | 8665 | 8720 | 8760 | 3 | 0 | 0 | |
| 2020-01-27 | 8595 | 9020 | 8575 | 8995 | 14102 | 4994 | 8955 | 587 | 9175 | 324 | 9225 | 9280 | 9320 | 3 | 0 | 0 | |
| 2020-01-28 | 8935 | 9215 | 8895 | 9060 | 17425 | 4917 | 9175 | 1182 | 9275 | 352 | 9325 | 9380 | 9420 | 1 | 0 | 0 | |
| 2020-01-29 | 9040 | 9480 | 9040 | 9390 | 13815 | 5171 | 9525 | 1328 | 9620 | 344 | 9685 | 9750 | 9795 | 1 | 0 | 0 | |
| 2020-01-30 | 9335 | 9570 | 9160 | 9555 | 18070 | 4759 | 9730 | 2737 | 9815 | 274 | 9875 | 9935 | 9970 | 7 | 0 | 0 | |
| 2020-01-31 | 9555 | 9555 | 9180 | 9278 | 9639 | 4074 | 9440 | 9428 | 9535 | 177 | 9590 | 9650 | 9680 | 26 | 0 | 0 | |
| 2020-02-03 | 9495 | 9790 | 9270 | 9410 | 9210 | 4143 | 9410 | 8918 | 9510 | 274 | 9570 | 9635 | 9665 | 0 | 0 | 0 | |
| 2020-02-04 | 9355 | 9440 | 9130 | 9255 | 8390 | 4367 | 9255 | 8189 | 9360 | 199 | 9420 | 9485 | 9525 | 0 | 0 | 0 | |
| 2020-02-05 | 9245 | 9945 | 9220 | 9830 | 14938 | 5186 | 9830 | 14307 | 9940 | 498 | 10020 | 10085 | 10125 | 16 | 0 | 0 | |
| 2020-02-06 | 9800 | 10010 | 9685 | 9895 | 12886 | 5320 | 9895 | 12014 | 10025 | 703 | 10105 | 10180 | 10215 | 4 | 0 | 0 | |
| 2020-02-07 | 9805 | 10030 | 9740 | 9845 | 8887 | 0 | 9845 | 8523 | 9980 | 343 | 10055 | 10135 | 10170 | 10 | 0 | 0 | |
| 1900-01-00 | 0 | 0 | 0 | 0 | 0 | 0 | 0 | 0 | 0 | 0 | 0 | 0 | 0 | 0 | 0 | 0 | |



過去5日及び過去4週の4本値と各種ピボット

2020/02/03 ~ 2020/02/07

| USD/JPY | | | | | | | | | | Demark | | | | Pivot | | | | Fibonacci Zone | | | | | | | | | | | | |
|-------------------------|--------|--------|--------|--------|------|------|--------|--------|--------|---------------------|--------|--------|----------|-----------------|--------|------------|----------|----------------|----------------|----------------|----------------|-------------------|-------------------|-------------------|-------------------|--------|--------|----------|--------|----------|
| 当日のOHLCLから計算される翌日の | | | | | | | | | | TD Range Projection | | | | TD pivot points | | | | | | | | | | | | | | | | |
| 日足 | Open | High | Low | Close | 値幅/日 | 引け形態 | 真の高値 | 真の安値 | 予想高値 | 予想安値 | 予想高値 | 予想安値 | StopLoss | Support | Pivot | Resistance | StopLoss | 3-days AVG | Support Zone 2 | Support Zone 1 | BP | Resistance Zone 1 | Resistance Zone 2 | | | | | | | |
| | | | | | | | | | | | | | LBP0P | S2 | S1 | PP | R1 | R2 | HBOP | | | | | | | | | | | |
| 2020/02/03 | 108.34 | 108.80 | 108.33 | 108.67 | 47p | 陽線引け | - | - | | | | | 107.93 | 108.13 | 108.40 | 108.60 | 108.87 | 109.07 | 109.34 | | | | | | | | | | | |
| 2020/02/04 | 108.67 | 109.55 | 108.55 | 109.47 | 99p | 陽線引け | 109.55 | 108.55 | 110.00 | 109.01 | 110.00 | 109.01 | 107.84 | 108.19 | 108.83 | 109.19 | 109.83 | 110.18 | 110.82 | | | | | | | | | | | |
| 2020/02/05 | 109.46 | 109.85 | 109.31 | 109.80 | 54p | 陽線引け | 109.85 | 109.31 | 110.09 | 109.55 | 110.09 | 109.55 | 108.92 | 109.11 | 109.46 | 109.65 | 110.00 | 110.19 | 110.54 | 109.15 | Bull | 108.90 | ~ 109.11 | 109.32 | ~ 109.38 | 109.65 | 109.92 | ~ 109.98 | 110.19 | ~ 110.40 |
| 2020/02/06 | 109.80 | 110.03 | 109.78 | 109.99 | 25p | 陽線引け | 110.03 | 109.78 | 110.13 | 109.88 | 110.13 | 109.88 | 109.59 | 109.68 | 109.84 | 109.93 | 110.08 | 110.18 | 110.33 | 109.59 | Bull | 109.59 | ~ 109.68 | 109.78 | ~ 109.81 | 109.93 | 110.05 | ~ 110.08 | 110.18 | ~ 110.27 |
| 2020/02/07 | 109.99 | 110.02 | 109.53 | 109.76 | 48p | 陽線引け | 110.02 | 109.53 | 109.89 | 109.41 | 109.89 | 109.41 | 109.04 | 109.29 | 109.52 | 109.77 | 110.01 | 110.25 | 110.49 | 109.78 | Bear | 109.10 | ~ 109.29 | 109.47 | ~ 109.53 | 109.77 | 110.01 | ~ 110.07 | 110.25 | ~ 110.44 |
| 週足 | Open | High | Low | Close | 値幅/週 | 引け形態 | 真の高値 | 真の安値 | 予想高値 | 予想安値 | 予想高値 | 予想安値 | LBP0P | S2 | S1 | PP | R1 | R2 | HBOP | 3-days AVG | Support Zone 2 | Support Zone 1 | BP | Resistance Zone 1 | Resistance Zone 2 | | | | | |
| 2020/01/13 ~ 2020/01/17 | 109.54 | 110.29 | 109.53 | 110.15 | 76p | 陽線引け | - | - | | | | | 108.93 | 109.23 | 109.69 | 109.99 | 110.45 | 110.75 | 111.21 | | | | | | | | | | | |
| 2020/01/20 ~ 2020/01/24 | 110.14 | 110.22 | 109.17 | 109.28 | 105p | 陰線引け | 110.22 | 109.28 | 109.75 | 108.81 | 109.75 | 108.70 | 107.85 | 108.51 | 108.90 | 109.56 | 109.95 | 110.61 | 110.99 | | | | | | | | | | | |
| 2020/01/27 ~ 2020/01/31 | 108.91 | 109.27 | 108.31 | 108.36 | 95p | 陰線引け | 109.28 | 108.31 | 108.82 | 107.85 | 108.81 | 107.86 | 107.07 | 107.69 | 108.03 | 108.65 | 108.98 | 109.60 | 109.93 | 109.40 | Bear | 107.33 | ~ 107.69 | 108.06 | ~ 108.17 | 108.65 | 109.12 | ~ 109.23 | 109.60 | ~ 109.96 |
| 2020/02/03 ~ 2020/02/07 | 108.34 | 110.03 | 108.33 | 109.76 | 170p | 陽線引け | 110.03 | 108.33 | 110.74 | 109.04 | 110.74 | 109.04 | 107.02 | 107.67 | 108.72 | 109.37 | 110.41 | 111.07 | 112.11 | 109.19 | Bull | 107.03 | ~ 107.67 | 108.32 | ~ 108.52 | 109.37 | 110.22 | ~ 110.42 | 111.07 | ~ 111.72 |

| EUR/JPY | | | | | | | | | | Demark | | | | Pivot | | | | Fibonacci Zone | | | | | | | | | | | | |
|-------------------------|--------|--------|--------|--------|------|------|--------|--------|--------|---------------------|--------|--------|----------|-----------------|--------|------------|----------|----------------|----------------|----------------|----------------|-------------------|-------------------|-------------------|-------------------|--------|--------|----------|--------|----------|
| 当日のOHLCLから計算される翌日の | | | | | | | | | | TD Range Projection | | | | TD pivot points | | | | | | | | | | | | | | | | |
| 日足 | Open | High | Low | Close | 値幅/日 | 引け形態 | 真の高値 | 真の安値 | 予想高値 | 予想安値 | 予想高値 | 予想安値 | StopLoss | Support | Pivot | Resistance | StopLoss | 3-days AVG | Support Zone 2 | Support Zone 1 | BP | Resistance Zone 1 | Resistance Zone 2 | | | | | | | |
| | | | | | | | | | | | | | LBP0P | S2 | S1 | PP | R1 | R2 | HBOP | | | | | | | | | | | |
| 2020/02/03 | 120.10 | 120.38 | 119.92 | 120.18 | 45p | 陽線引け | - | - | | | | | 119.49 | 119.71 | 119.94 | 120.16 | 120.40 | 120.61 | 120.85 | | | | | | | | | | | |
| 2020/02/04 | 120.18 | 120.99 | 120.07 | 120.91 | 92p | 陽線引け | 120.99 | 120.07 | 121.41 | 120.49 | 121.41 | 120.49 | 119.41 | 119.74 | 120.32 | 120.66 | 121.24 | 121.57 | 122.16 | | | | | | | | | | | |
| 2020/02/05 | 120.90 | 121.15 | 120.66 | 120.78 | 50p | 陽線引け | 121.15 | 120.66 | 120.97 | 120.47 | 120.97 | 120.47 | 120.08 | 120.37 | 120.56 | 120.86 | 121.07 | 121.36 | 121.56 | 120.56 | Bull | 120.18 | ~ 120.37 | 120.56 | ~ 120.62 | 120.86 | 121.11 | ~ 121.17 | 121.36 | ~ 121.55 |
| 2020/02/06 | 120.78 | 121.02 | 120.57 | 120.78 | 45p | 陰線引け | 121.02 | 120.57 | 120.90 | 120.45 | 120.90 | 120.45 | 120.11 | 120.34 | 120.56 | 120.79 | 121.01 | 121.24 | 121.46 | 120.77 | Bull | 120.17 | ~ 120.34 | 120.51 | ~ 120.57 | 120.79 | 121.01 | ~ 121.07 | 121.24 | ~ 121.41 |
| 2020/02/07 | 120.78 | 120.80 | 120.09 | 120.16 | 71p | 陽線引け | 120.80 | 120.09 | 120.48 | 119.77 | 120.48 | 119.77 | 119.19 | 119.64 | 119.90 | 120.35 | 120.61 | 121.06 | 121.32 | 120.67 | Bear | 119.37 | ~ 119.64 | 119.91 | ~ 119.99 | 120.35 | 120.70 | ~ 120.79 | 121.06 | ~ 121.33 |
| 週足 | Open | High | Low | Close | 値幅/週 | 引け形態 | 真の高値 | 真の安値 | 予想高値 | 予想安値 | 予想高値 | 予想安値 | LBP0P | S2 | S1 | PP | R1 | R2 | HBOP | 3-days AVG | Support Zone 2 | Support Zone 1 | BP | Resistance Zone 1 | Resistance Zone 2 | | | | | |
| 2020/01/13 ~ 2020/01/17 | 121.76 | 122.88 | 121.76 | 122.19 | 111p | 陽線引け | - | - | | | | | 120.57 | 121.16 | 121.67 | 122.27 | 122.78 | 123.38 | 123.89 | | | | | | | | | | | |
| 2020/01/20 ~ 2020/01/24 | 122.15 | 122.38 | 120.42 | 120.52 | 196p | 陰線引け | 122.38 | 120.52 | 121.45 | 119.59 | 121.45 | 119.49 | 117.88 | 119.15 | 119.83 | 121.10 | 121.79 | 123.06 | 123.74 | | | | | | | | | | | |
| 2020/01/27 ~ 2020/01/31 | 120.14 | 120.43 | 119.78 | 120.17 | 64p | 陽線引け | 120.52 | 119.78 | 120.71 | 119.98 | 120.62 | 119.98 | 119.18 | 119.48 | 119.83 | 120.13 | 120.47 | 120.77 | 121.12 | 121.17 | Bear | 119.23 | ~ 119.48 | 119.73 | ~ 119.80 | 120.13 | 120.45 | ~ 120.52 | 120.77 | ~ 121.02 |
| 2020/02/03 ~ 2020/02/07 | 120.10 | 121.15 | 119.92 | 120.16 | 123p | 陽線引け | 121.15 | 119.92 | 121.27 | 120.04 | 121.27 | 120.04 | 118.44 | 119.18 | 119.67 | 120.41 | 120.90 | 121.64 | 122.13 | 120.55 | Bear | 118.71 | ~ 119.18 | 119.65 | ~ 119.80 | 120.41 | 121.03 | ~ 121.17 | 121.64 | ~ 122.11 |

| EUR/USD | | | | | | | | | | Demark | | | | Pivot | | | | Fibonacci Zone | | | | | | | | | | | | |
|-------------------------|--------|--------|--------|--------|------|------|--------|--------|--------|---------------------|--------|--------|----------|-----------------|--------|------------|----------|----------------|----------------|----------------|----------------|-------------------|-------------------|-------------------|-------------------|--------|--------|----------|--------|----------|
| 当日のOHLCLから計算される翌日の | | | | | | | | | | TD Range Projection | | | | TD pivot points | | | | | | | | | | | | | | | | |
| 日足 | Open | High | Low | Close | 値幅/日 | 引け形態 | 真の高値 | 真の安値 | 予想高値 | 予想安値 | 予想高値 | 予想安値 | StopLoss | Support | Pivot | Resistance | StopLoss | 3-days AVG | Support Zone 2 | Support Zone 1 | BP | Resistance Zone 1 | Resistance Zone 2 | | | | | | | |
| | | | | | | | | | | | | | LBP0P | S2 | S1 | PP | R1 | R2 | HBOP | | | | | | | | | | | |
| 2020/02/03 | 1.1086 | 1.1091 | 1.1037 | 1.1059 | 54p | 陰線引け | - | - | | | | | 1.0980 | 1.1008 | 1.1034 | 1.1062 | 1.1088 | 1.1116 | 1.1142 | | | | | | | | | | | |
| 2020/02/04 | 1.1059 | 1.1064 | 1.1033 | 1.1045 | 31p | 陽線引け | 1.1064 | 1.1033 | 1.1055 | 1.1024 | 1.1055 | 1.1024 | 1.1000 | 1.1017 | 1.1031 | 1.1048 | 1.1062 | 1.1078 | 1.1093 | | | | | | | | | | | |
| 2020/02/05 | 1.1045 | 1.1048 | 1.0994 | 1.1000 | 54p | 陰線引け | 1.1048 | 1.0994 | 1.1024 | 1.0970 | 1.1024 | 1.0970 | 1.0926 | 1.0960 | 1.0980 | 1.1014 | 1.1034 | 1.1068 | 1.1088 | 1.1041 | Bear | 1.0939 | ~ 1.0960 | 1.0980 | ~ 1.0987 | 1.1014 | 1.1041 | ~ 1.1047 | 1.1068 | ~ 1.1088 |
| 2020/02/06 | 1.1000 | 1.1014 | 1.0965 | 1.0981 | 49p | 陰線引け | 1.1014 | 1.0965 | 1.0997 | 1.0948 | 1.0997 | 1.0948 | 1.0910 | 1.0937 | 1.0959 | 1.0986 | 1.1008 | 1.1036 | 1.1057 | 1.1016 | Bear | 1.0919 | ~ 1.0937 | 1.0956 | ~ 1.0962 | 1.0986 | 1.1011 | ~ 1.1017 | 1.1036 | ~ 1.1054 |
| 2020/02/07 | 1.0981 | 1.0986 | 1.0942 | 1.0948 | 43p | 陽線引け | 1.0986 | 1.0942 | 1.0967 | 1.0923 | 1.0967 | 1.0923 | 1.0888 | 1.0915 | 1.0931 | 1.0958 | 1.0975 | 1.1002 | 1.1018 | 1.0986 | Bear | 1.0899 | ~ 1.0915 | 1.0932 | ~ 1.0937 | 1.0958 | 1.0980 | ~ 1.0985 | 1.1002 | ~ 1.1018 |
| 週足 | Open | High | Low | Close | 値幅/週 | 引け形態 | 真の高値 | 真の安値 | 予想高値 | 予想安値 | 予想高値 | 予想安値 | LBP0P | S2 | S1 | PP | R1 | R2 | HBOP | 3-days AVG | Support Zone 2 | Support Zone 1 | BP | Resistance Zone 1 | Resistance Zone 2 | | | | | |
| 2020/01/13 ~ 2020/01/17 | 1.1115 | 1.1171 | 1.1086 | 1.1093 | 85p | 陰線引け | - | - | | | | | 1.0977 | 1.1032 | 1.1062 | 1.1117 | 1.1147 | 1.1202 | 1.1232 | | | | | | | | | | | |
| 2020/01/20 ~ 2020/01/24 | 1.1091 | 1.1118 | 1.1020 | 1.1028 | 98p | 陽線引け | 1.1118 | 1.1028 | 1.1073 | 1.0983 | 1.1073 | 1.0975 | 1.0895 | 1.0958 | 1.0993 | 1.1055 | 1.1090 | 1.1153 | 1.1188 | | | | | | | | | | | |
| 2020/01/27 ~ 2020/01/31 | 1.1030 | 1.1092 | 1.0993 | 1.1090 | 99p | 陽線引け | 1.1092 | 1.0993 | 1.1140 | 1.1041 | 1.1140 | 1.1041 | 1.0926 | 1.0959 | 1.1025 | 1.1058 | 1.1124 | 1.1157 | 1.1223 | 1.1077 | Bear | 1.0921 | ~ 1.0959 | 1.0997 | ~ 1.1009 | 1.1058 | 1.1108 | ~ 1.1119 | 1.1157 | ~ 1.1195 |
| 2020/02/03 ~ 2020/02/07 | 1.1086 | 1.1091 | 1.0942 | 1.0948 | 149p | 陽線引け | 1.1091 | 1.0942 | 1.1019 | 1.0871 | 1.1019 | 1.0871 | 1.0748 | 1.0845 | 1.0896 | 1.0994 | 1.1045 | 1.1142 | 1.1193 | 1.1036 | Bear | 1.0788 | ~ 1.0845 | 1.0902 | ~ 1.0919 | 1.0994 | 1.1068 | ~ 1.1085 | 1.1142 | ~ 1.1199 |

| GBP/JPY | | | | | | | | | | Demark | | | | Pivot | | | | Fibonacci Zone | | | | | | |
|--------------------|--------|--------|--------|--------|------|------|--------|--------|--------|---------------------|--------|--------|----------|-----------------|--------|------------|----------|----------------|----------------|----------------|----|-------------------|-------------------|--|
| 当日のOHLCLから計算される翌日の | | | | | | | | | | TD Range Projection | | | | TD pivot points | | | | | | | | | | |
| 日足 | Open | High | Low | Close | 値幅/日 | 引け形態 | 真の高値 | 真の安値 | 予想高値 | 予想安値 | 予想高値 | 予想安値 | StopLoss | Support | Pivot | Resistance | StopLoss | 3-days AVG | Support Zone 2 | Support Zone 1 | BP | Resistance Zone 1 | Resistance Zone 2 | |
| | | | | | | | | | | | | | LBP0P | S2 | S1 | PP | R1 | R2 | HBOP | | | | | |
| 2020/02/03 | 142.79 | 143.11 | 141.08 | 141.24 | 203p | 陰線引け | - | - | | | | | 138.48 | 139.78 | 140.51 | 141.81 | 142.54 | 143.84 | 144.57 | | | | | |
| 2020/02/04 | 141.23 | 142.84 | 140.94 | 142.65 | 190p | 陽線引け | 142.84 | 140.94 | 143.70 | 141.79 | 143.70 | 141.79 | 139.54 | 140.24 | 141.44 | 142.14 | 143.35 | 144.05 | 145.25 | | | | | |
| 2020/02/05 | 142.63 | 143.38 | 142.23 | 142.74 | 115p | 陽線引け | 143.38 | | | | | | | | | | | | | | | | | |

IMM扱い8通貨/ダウ/日経/金/オイル/主要クロス円の過去5日及び過去5週の4本値

| AUDUSD | | | | | CADUSD | | | | | CHFUSD | | | | |
|------------|--------|--------|--------|--------|------------|--------|--------|--------|--------|------------|--------|--------|--------|--------|
| Date | Open | High | Low | Close | Date | Open | High | Low | Close | Date | Open | High | Low | Close |
| 2020/02/07 | 0.6732 | 0.6736 | 0.6662 | 0.6677 | 2020/02/07 | 0.7527 | 0.7530 | 0.7508 | 0.7517 | 2020/02/07 | 1.0259 | 1.0267 | 1.0224 | 1.0230 |
| 2020/02/06 | 0.6747 | 0.6765 | 0.6727 | 0.6734 | 2020/02/06 | 0.7528 | 0.7536 | 0.7514 | 0.7526 | 2020/02/06 | 1.0271 | 1.0276 | 1.0250 | 1.0259 |
| 2020/02/05 | 0.6740 | 0.6774 | 0.6724 | 0.6747 | 2020/02/05 | 0.7531 | 0.7540 | 0.7517 | 0.7528 | 2020/02/05 | 1.0318 | 1.0333 | 1.0259 | 1.0271 |
| 2020/02/04 | 0.6690 | 0.6743 | 0.6679 | 0.6740 | 2020/02/04 | 0.7523 | 0.7539 | 0.7518 | 0.7531 | 2020/02/04 | 1.0351 | 1.0355 | 1.0305 | 1.0318 |
| 2020/02/03 | 0.6685 | 0.6707 | 0.6684 | 0.6690 | 2020/02/03 | 0.7552 | 0.7557 | 0.7517 | 0.7523 | 2020/02/03 | 1.0382 | 1.0384 | 1.0339 | 1.0350 |

| CNYUSD | | | | | EURUSD | | | | | GBPUSD | | | | |
|------------|--------|--------|--------|--------|------------|--------|--------|--------|--------|------------|--------|--------|--------|--------|
| Date | Open | High | Low | Close | Date | Open | High | Low | Close | Date | Open | High | Low | Close |
| 2020/02/07 | 0.1433 | 0.1433 | 0.1429 | 0.1429 | 2020/02/07 | 1.0981 | 1.0986 | 1.0942 | 1.0948 | 2020/02/07 | 1.2929 | 1.2959 | 1.2883 | 1.2885 |
| 2020/02/06 | 0.1434 | 0.1437 | 0.1433 | 0.1433 | 2020/02/06 | 1.1000 | 1.1014 | 1.0965 | 1.0981 | 2020/02/06 | 1.3000 | 1.3000 | 1.2922 | 1.2928 |
| 2020/02/05 | 0.1430 | 0.1434 | 0.1427 | 0.1433 | 2020/02/05 | 1.1045 | 1.1048 | 1.0994 | 1.1000 | 2020/02/05 | 1.3030 | 1.3070 | 1.2957 | 1.3000 |
| 2020/02/04 | 0.1426 | 0.1431 | 0.1424 | 0.1430 | 2020/02/04 | 1.1059 | 1.1064 | 1.1033 | 1.1045 | 2020/02/04 | 1.2997 | 1.3047 | 1.2942 | 1.3031 |
| 2020/02/03 | 0.1430 | 0.1432 | 0.1424 | 0.1425 | 2020/02/03 | 1.1086 | 1.1091 | 1.1037 | 1.1059 | 2020/02/03 | 1.3180 | 1.3184 | 1.2983 | 1.2997 |

| JPYUSD | | | | | MXNUSD | | | | | NZDUSD | | | | |
|------------|--------|--------|--------|--------|------------|--------|--------|--------|--------|------------|--------|--------|--------|--------|
| Date | Open | High | Low | Close | Date | Open | High | Low | Close | Date | Open | High | Low | Close |
| 2020/02/07 | 0.9092 | 0.9130 | 0.9090 | 0.9111 | 2020/02/07 | 5.3595 | 5.3671 | 5.3143 | 5.3271 | 2020/02/07 | 0.6460 | 0.6464 | 0.6398 | 0.6400 |
| 2020/02/06 | 0.9107 | 0.9109 | 0.9089 | 0.9092 | 2020/02/06 | 5.3779 | 5.3878 | 5.3498 | 5.3595 | 2020/02/06 | 0.6478 | 0.6484 | 0.6454 | 0.6460 |
| 2020/02/05 | 0.9136 | 0.9149 | 0.9104 | 0.9108 | 2020/02/05 | 5.3567 | 5.3812 | 5.3485 | 5.3779 | 2020/02/05 | 0.6498 | 0.6503 | 0.6469 | 0.6478 |
| 2020/02/04 | 0.9202 | 0.9212 | 0.9129 | 0.9135 | 2020/02/04 | 5.3133 | 5.3589 | 5.3081 | 5.3567 | 2020/02/04 | 0.6461 | 0.6502 | 0.6450 | 0.6498 |
| 2020/02/03 | 0.9230 | 0.9231 | 0.9191 | 0.9203 | 2020/02/03 | 5.2964 | 5.3410 | 5.2938 | 5.3133 | 2020/02/03 | 0.6462 | 0.6477 | 0.6453 | 0.6461 |

| Nikkei 225 - Japan (NIX) | | | | | 出来高 | |
|--------------------------|----------|----------|----------|----------|----------|----------------------|
| Date | Open | High | Low | Close | (ドル建て終値) | 出来高 |
| 2020/02/07 | 23901.45 | 23943.45 | 23759.42 | 23827.98 | 217.09 | 0 1264351300 |
| 2020/02/06 | 23641.10 | 23994.97 | 23625.65 | 23873.59 | 217.06 | 950797300 1654065500 |
| 2020/02/05 | 23351.47 | 23414.11 | 23241.64 | 23319.56 | 212.38 | 703366800 1329253400 |
| 2020/02/04 | 22881.13 | 23113.85 | 22854.45 | 23084.59 | 210.88 | 679445800 1276430000 |
| 2020/02/03 | 22874.27 | 23021.93 | 22775.92 | 22971.94 | 211.40 | 725327500 1357336100 |
| 週4本値 | 22874.27 | 23994.97 | 22775.92 | 23827.98 | 217.09 | (N225銘柄計) (東証一部全体計) |

| XAUUSD | | | | |
|------------|---------|---------|---------|---------|
| Date | Open | High | Low | Close |
| 2020/02/07 | 1566.85 | 1574.10 | 1560.84 | 1570.19 |
| 2020/02/06 | 1556.23 | 1568.12 | 1552.61 | 1566.73 |
| 2020/02/05 | 1552.94 | 1562.44 | 1547.58 | 1555.99 |
| 2020/02/04 | 1577.24 | 1579.62 | 1549.15 | 1552.91 |
| 2020/02/03 | 1593.43 | 1593.57 | 1570.51 | 1576.74 |
| 週4本値 | 1593.43 | 1593.57 | 1547.58 | 1570.19 |

| Dow Jones Industrial - USA (DJIA) | | | | | 出来高 |
|-----------------------------------|----------|----------|----------|----------|----------|
| Date | Open | High | Low | Close | |
| 2020/02/07 | 29286.92 | 29286.92 | 29056.98 | 29102.51 | 0 |
| 2020/02/06 | 29388.58 | 29408.05 | 29246.93 | 29379.77 | 79384861 |
| 2020/02/05 | 29048.73 | 29308.89 | 29000.85 | 29290.85 | 94516058 |
| 2020/02/04 | 28696.74 | 28904.88 | 28696.74 | 28807.63 | 89591754 |
| 2020/02/03 | 28319.65 | 28630.39 | 28319.65 | 28399.81 | 87684545 |
| 週4本値 | 28319.65 | 29408.05 | 28319.65 | 29102.51 | |

Historical Data by



Arrangement by



| Crude Light Oil | | | | | 出来高 |
|-----------------|-------|-------|-------|-------|---------|
| Date | Open | High | Low | Close | |
| 2020/02/07 | 51.11 | 51.48 | 50.09 | 50.32 | 1482686 |
| 2020/02/06 | 51.17 | 52.20 | 50.24 | 50.95 | 1513493 |
| 2020/02/05 | 49.51 | 51.88 | 49.47 | 50.75 | 1587238 |
| 2020/02/04 | 49.94 | 51.55 | 49.31 | 49.61 | 1590958 |
| 2020/02/03 | 51.01 | 51.97 | 49.80 | 50.11 | 1755325 |
| 週4本値 | 51.01 | 52.20 | 49.31 | 50.32 | |

| USDJPY | | | | | EURJPY | | | | | GBPJPY | | | | |
|------------|--------|--------|--------|--------|------------|--------|--------|--------|--------|------------|--------|--------|--------|--------|
| 日付 | 始値 | 高値 | 安値 | 終値 | 日付 | 始値 | 高値 | 安値 | 終値 | 日付 | 始値 | 高値 | 安値 | 終値 |
| 2020/02/07 | 109.99 | 110.02 | 109.53 | 109.76 | 2020/02/07 | 120.78 | 120.80 | 120.09 | 120.16 | 2020/02/07 | 142.20 | 142.37 | 141.41 | 141.42 |
| 2020/02/06 | 109.80 | 110.03 | 109.78 | 109.99 | 2020/02/06 | 120.78 | 121.02 | 120.57 | 120.78 | 2020/02/06 | 142.74 | 142.82 | 142.09 | 142.20 |
| 2020/02/05 | 109.46 | 109.85 | 109.31 | 109.80 | 2020/02/05 | 120.90 | 121.15 | 120.66 | 120.78 | 2020/02/05 | 142.63 | 143.38 | 142.23 | 142.74 |
| 2020/02/04 | 108.67 | 109.55 | 108.55 | 109.47 | 2020/02/04 | 120.18 | 120.99 | 120.07 | 120.91 | 2020/02/04 | 141.23 | 142.84 | 140.94 | 142.65 |
| 2020/02/03 | 108.34 | 108.80 | 108.33 | 108.67 | 2020/02/03 | 120.10 | 120.38 | 119.92 | 120.18 | 2020/02/03 | 142.79 | 143.11 | 141.08 | 141.24 |

| USDJPY Weekly | | | | | EURJPY Weekly | | | | | GBPJPY Weekly | | | | |
|---------------|--------|--------|--------|--------|---------------|--------|--------|--------|--------|---------------|--------|--------|--------|--------|
| 日付 | 始値 | 高値 | 安値 | 終値 | 日付 | 始値 | 高値 | 安値 | 終値 | 日付 | 始値 | 高値 | 安値 | 終値 |
| 2020/02/07 | 108.34 | 110.03 | 108.33 | 109.76 | 2020/02/07 | 120.10 | 121.15 | 119.92 | 120.16 | 2020/02/07 | 142.79 | 143.38 | 140.94 | 141.42 |
| 2020/01/31 | 108.91 | 109.27 | 108.31 | 108.36 | 2020/01/31 | 120.14 | 120.43 | 119.78 | 120.17 | 2020/01/31 | 142.41 | 143.29 | 141.27 | 143.08 |
| 2020/01/24 | 110.14 | 110.22 | 109.17 | 109.28 | 2020/01/24 | 122.15 | 122.38 | 120.42 | 120.52 | 2020/01/24 | 143.20 | 144.61 | 142.72 | 142.91 |
| 2020/01/17 | 109.54 | 110.29 | 109.53 | 110.15 | 2020/01/17 | 121.76 | 122.86 | 121.76 | 122.19 | 2020/01/17 | 142.79 | 144.53 | 142.37 | 143.34 |
| 2020/01/10 | 107.81 | 109.69 | 107.65 | 109.50 | 2020/01/10 | 120.31 | 121.83 | 120.18 | 121.78 | 2020/01/10 | 140.93 | 143.50 | 140.86 | 142.95 |

先週のIMM取り扱い対ドル8通貨チャート

※ 赤点線は週最高値/青点線は週最低安値、BB中心線はSMA21

2020/02/03 ~ 2020/02/07

Chart by OANDA Japan MetaTrader4



Pivot Maker Ver 3.0 by FX_勝てば官軍?

<http://fx.najirane.com>