

JAPANESE YEN - CHICAGO MERCANTILE EXCHANGE

Code-097741

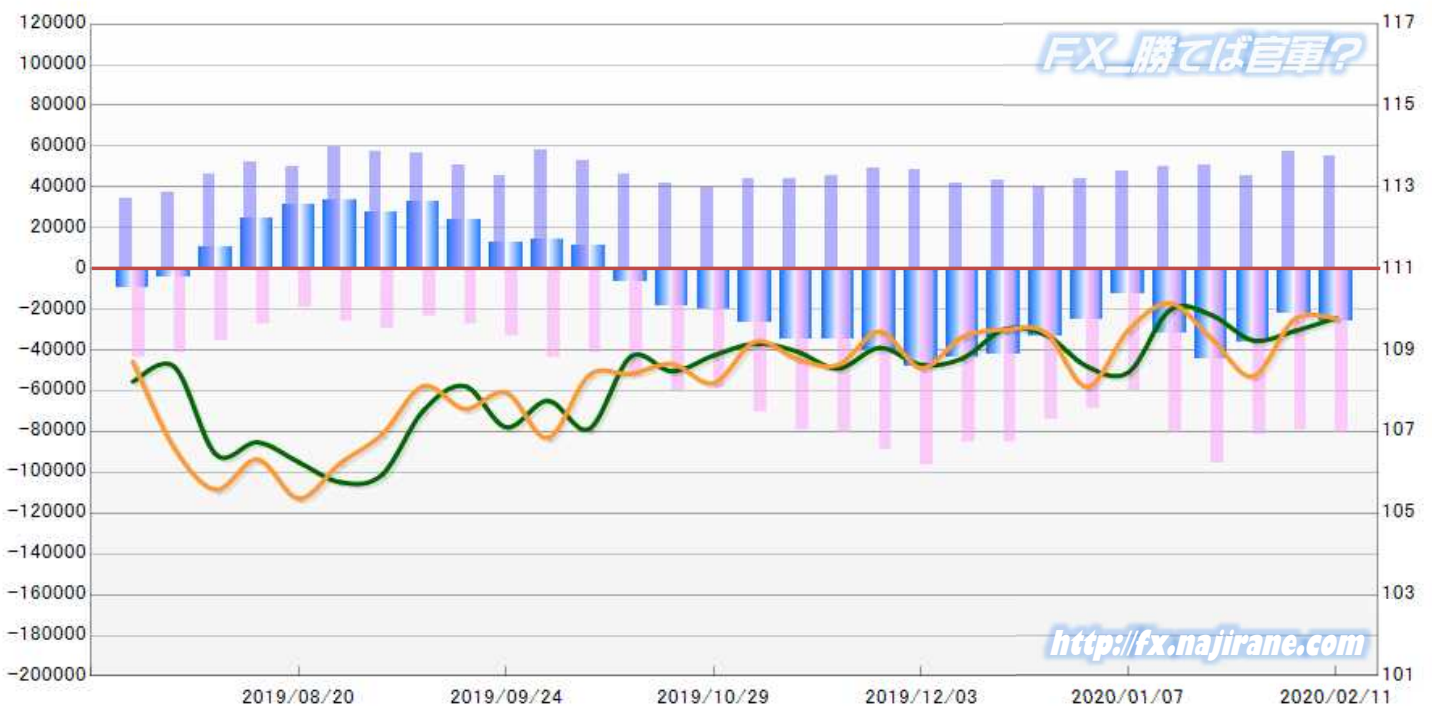
2019/08/20 ~ 2020/02/11

2020/02/14 NYクローズ時公表値

Report_Date	Non Commercial Positions												火曜日 引け値	金曜日 引け値
	Long	増減	増減(%)	Short	増減	増減(%)	売り越し	増減	増減(%)	売買計	増減	増減(%)		
2020/02/11	54805	-2867	-5.0%	80993	1423	1.8%	26188	4290	19.6%	135798	-1444	-1.1%	109.79	109.78
2020/02/04	57672	11996	26.3%	79570	-2131	-2.6%	21898	-14127	-39.2%	137242	9865	7.7%	109.47	109.76
2020/01/28	45676	-4920	-9.7%	81701	-13596	-14.3%	36025	-8676	-19.4%	127377	-18516	-12.7%	109.24	108.36
2020/01/21	50596	876	1.8%	95297	14147	17.4%	44701	13271	42.2%	145893	15023	11.5%	109.86	109.28
2020/01/14	49720	1874	3.9%	81150	21056	35.0%	31430	19182	156.6%	130870	22930	21.2%	109.99	110.15
2020/01/07	47846	4178	9.6%	60094	-8876	-12.9%	12248	-13054	-51.6%	107940	-4698	-4.2%	108.46	109.50
2019/12/31	43668	3076	7.6%	68970	-5164	-7.0%	25302	-8240	-24.6%	112638	-2088	-1.8%	108.60	108.10
2019/12/24	40592	-2826	-6.5%	74134	-11346	-13.3%	33542	-8520	-20.3%	114726	-14172	-11.0%	109.38	109.43
2019/12/17	43418	1575	3.8%	85480	-45	-0.1%	42062	-1620	-3.7%	128898	1530	1.2%	109.51	109.50
2019/12/10	41843	-6469	-13.4%	85525	-10610	-11.0%	43682	-4141	-8.7%	127368	-17079	-11.8%	108.80	109.33
2019/12/03	48312	-966	-2.0%	96135	7266	8.2%	47823	8232	20.8%	144447	6300	4.6%	108.64	108.56
2019/11/26	49278	3855	8.5%	88869	8415	10.5%	39591	4560	13.0%	138147	12270	9.7%	109.06	109.46
2019/11/19	45423	1459	3.3%	80454	1493	1.9%	35031	34	0.1%	125877	2952	2.4%	108.55	108.64
2019/11/12	43964	-32	-0.1%	78961	8360	11.8%	34997	8392	31.5%	122925	8328	7.3%	108.97	108.79
2019/11/05	43996	4811	12.3%	70601	11718	19.9%	26605	6907	35.1%	114597	16529	16.9%	109.16	109.21
2019/10/29	39185	-2371	-5.7%	58883	-838	-1.4%	19698	1533	8.4%	98068	-3209	-3.2%	108.87	108.19
2019/10/22	41556	-4860	-10.5%	59721	6664	12.6%	18165	11524	173.5%	101277	1804	1.8%	108.48	108.66
2019/10/15	46416	-6387	-12.1%	53057	11266	27.0%	6641	-17653	-160.3%	99473	4879	5.2%	108.84	108.42
2019/10/08	52803	-5090	-8.8%	41791	-2185	-5.0%	-11012	-2905	-20.9%	94594	-7275	-7.1%	107.07	108.39
2019/10/01	57893	12134	26.5%	43976	11000	33.4%	-13917	1134	8.9%	101869	23134	29.4%	107.76	106.85
2019/09/24	45759	-5083	-10.0%	32976	5996	22.2%	-12783	-11079	-46.4%	78735	913	1.2%	107.11	107.96
2019/09/17	50842	-5737	-10.1%	26980	2992	12.5%	-23862	-8729	-26.8%	77822	-2745	-3.4%	108.12	107.56
2019/09/10	56579	-643	-1.1%	23988	-5552	-18.8%	-32591	4909	17.7%	80567	-6195	-7.1%	107.52	108.12
2019/09/03	57222	-2573	-4.3%	29540	3352	12.8%	-27682	-5925	-17.6%	86762	779	0.9%	105.94	106.93
2019/08/27	59795	9811	19.6%	26188	7358	39.1%	-33607	2453	7.9%	85983	17169	24.9%	105.76	106.23
2019/08/20	49984			18830			-31154			68814			106.25	105.36

JAPANESE YEN - CHICAGO MERCANTILE EXCHANGE  
FUTURES ONLY POSITIONS

— 金曜終値 — 火曜終値 Short枚数 Long枚数 ■ 売り越し or 買い越し枚数



EURO FX - CHICAGO MERCANTILE EXCHANGE

Code-099741

2019/08/20 ~ 2020/02/11

2020/02/14 NYクローズ時公表値

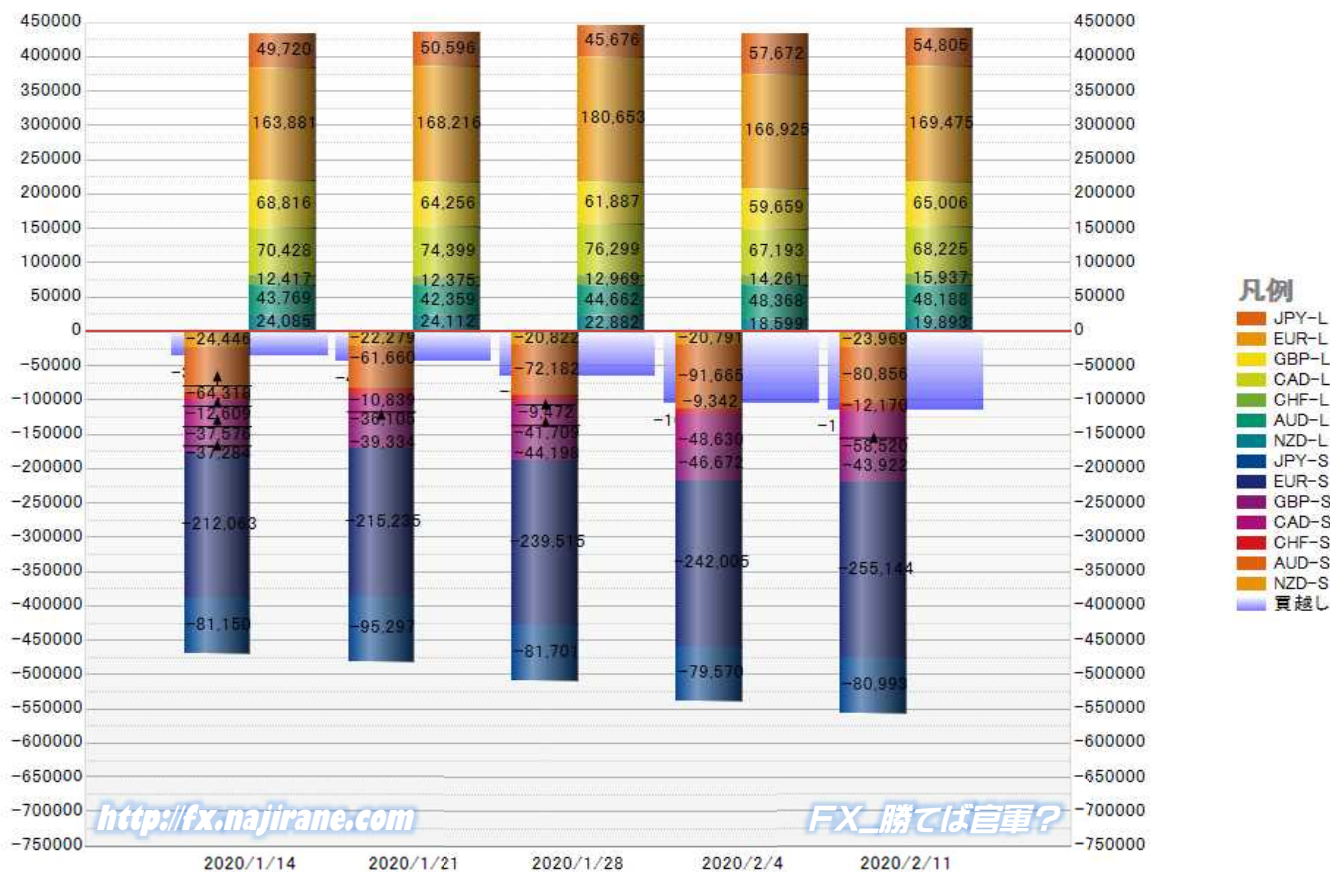
Report_Date	Non Commercial Positions											火曜日 引け値	金曜日 引け値	
	Long	増減		Short	増減		売り越し	増減		売買計	増減			
2020/02/11	169475	2550	1.5%	255144	13139	5.4%	85669	10589	14.1%	424619	15689	3.8%	1.0919	1.0837
2020/02/04	166925	-13728	-7.6%	242005	2490	1.0%	75080	16218	27.6%	408930	-11238	-2.7%	1.1045	1.0948
2020/01/28	180653	12437	7.4%	239515	24280	11.3%	58862	11843	25.2%	420168	36717	9.6%	1.1022	1.1090
2020/01/21	168216	4335	2.6%	215235	3172	1.5%	47019	-1163	-2.4%	383451	7507	2.0%	1.1083	1.1028
2020/01/14	163881	-932	-0.6%	212063	-14414	-6.4%	48182	-13482	-21.9%	375944	-15346	-3.9%	1.1127	1.1093
2020/01/07	164813	-4039	-2.4%	226477	-16720	-6.9%	61664	-12681	-17.1%	391290	-20759	-5.0%	1.1148	1.1122
2019/12/31	168852	8589	5.4%	243197	9991	4.3%	74345	1402	1.9%	412049	18580	4.7%	1.1213	1.1162
2019/12/24	160263	-5092	-3.1%	233206	2157	0.9%	72943	7249	11.0%	393469	-2935	-0.7%	1.1085	1.1176
2019/12/17	165355	623	0.4%	231049	-1326	-0.6%	65694	-1949	-2.9%	396404	-703	-0.2%	1.1153	1.1076
2019/12/10	164732	340	0.2%	232375	-1066	-0.5%	67643	-1406	-2.0%	397107	-726	-0.2%	1.1093	1.1117
2019/12/03	164392	-5524	-3.3%	233441	2109	0.9%	69049	7633	12.4%	397833	-3415	-0.9%	1.1082	1.1060
2019/11/26	169916	6018	3.7%	231332	4931	2.2%	61416	-1087	-1.7%	401248	10949	2.8%	1.1024	1.1018
2019/11/19	163898	-6352	-3.7%	226401	-1518	-0.7%	62503	4834	8.4%	390299	-7870	-2.0%	1.1078	1.1023
2019/11/12	170250	6067	3.7%	227919	2990	1.3%	57669	-3077	-5.1%	398169	9057	2.3%	1.1012	1.1054
2019/11/05	164183	-2357	-1.4%	224929	5034	2.3%	60746	7391	13.9%	389112	2677	0.7%	1.1075	1.1022
2019/10/29	166540	-2113	-1.3%	219895	192	0.1%	53355	2305	4.5%	386435	-1921	-0.5%	1.1112	1.1166
2019/10/22	168653	13680	8.8%	219703	-10424	-4.5%	51050	-24104	-32.1%	388356	3256	0.8%	1.1125	1.1081
2019/10/15	154973	-7804	-4.8%	230127	-8063	-3.4%	75154	-259	-0.3%	385100	-15867	-4.0%	1.1031	1.1161
2019/10/08	162777	-9481	-5.5%	238190	-46	0.0%	75413	9435	14.3%	400967	-9527	-2.3%	1.0956	1.1036
2019/10/01	172258	11571	7.2%	238236	16827	7.6%	65978	5256	8.7%	410494	28398	7.4%	1.0932	1.0981
2019/09/24	160687	-3585	-2.2%	221409	-11422	-4.9%	60722	-7837	-11.4%	382096	-15007	-3.8%	1.1020	1.0942
2019/09/17	164272	-16263	-9.0%	232831	2454	1.1%	68559	18717	37.6%	397103	-13809	-3.4%	1.1072	1.1018
2019/09/10	180535	-5609	-3.0%	230377	-4903	-2.1%	49842	706	1.4%	410912	-10512	-2.5%	1.1049	1.1076
2019/09/03	186144	12693	7.3%	235280	23025	10.8%	49136	10332	26.6%	421424	35718	9.3%	1.0972	1.1026
2019/08/27	173451	4996	3.0%	212255	5823	2.8%	38804	827	2.2%	385706	10819	2.9%	1.1091	1.0990
2019/08/20	168455			206432			37977			374887			1.1098	1.1140

EURO FX - CHICAGO MERCANTILE EXCHANGE  
FUTURES ONLY POSITIONS



	2020/01/14			2020/01/21			2020/01/28			2020/02/04			2020/02/11		
	Long	Short	売り越し	Long	Short	売り越し	Long	Short	売り越し	Long	Short	売り越し	Long	Short	売り越し
JPY	49720	81150	31430	50596	95297	44701	45676	81701	36025	57672	79570	21898	54805	80993	26188
	前週比 枚数増減 (枚)			876	14147	13271	-4920	-13596	-8676	11996	-2131	-14127	-2867	1423	4290
	前週比 枚数増減 (%)			1.8%	17.4%	42.2%	-9.7%	-14.3%	-19.4%	26.3%	-2.6%	-39.2%	-5.0%	1.8%	19.6%
EUR	163881	212063	48182	168216	215235	47019	180653	239515	58862	166925	242005	75080	169475	255144	85669
	前週比 枚数増減 (枚)			4335	3172	-1163	12437	24280	11843	-13728	2490	16218	2550	13139	10589
	前週比 枚数増減 (%)			2.6%	1.5%	-2.4%	7.4%	11.3%	25.2%	-7.6%	1.0%	27.6%	1.5%	5.4%	14.1%
GBP	68816	37284	-31532	64256	39334	-24922	61887	44198	-17689	59659	46672	-12987	65006	43922	-21084
	前週比 枚数増減 (枚)			-4560	2050	-6610	-2369	4864	-7233	-2228	2474	-4702	5347	-2750	8097
	前週比 枚数増減 (%)			-6.6%	5.5%	-21.0%	-3.7%	12.4%	-29.0%	-3.6%	5.6%	-26.6%	9.0%	-5.9%	62.3%
AUD	43769	64318	20549	42359	61660	19301	44662	72182	27520	48368	91665	43297	48188	80856	32668
	前週比 枚数増減 (枚)			-1410	-2658	-1248	2303	10522	8219	3706	19483	15777	-180	-10809	-10629
	前週比 枚数増減 (%)			-3.2%	-4.1%	-6.1%	5.4%	17.1%	42.6%	8.3%	27.0%	57.3%	-0.4%	-11.8%	-24.5%
CAD	70428	37576	-32852	74399	36105	-38294	76299	41709	-34590	67193	48630	-18563	68225	58520	-9705
	前週比 枚数増減 (枚)			3971	-1471	5442	1900	5604	-3704	-9106	6921	-16027	1032	9890	-8858
	前週比 枚数増減 (%)			5.6%	-3.9%	16.6%	2.6%	15.5%	-9.7%	-11.9%	16.6%	-46.3%	1.5%	20.3%	-47.7%
CHF	12417	12609	192	12375	10839	-1536	12969	9472	-3497	14261	9342	-4919	15937	12170	-3767
	前週比 枚数増減 (枚)			-42	-1770	1728	594	-1367	1961	1292	-130	1422	1676	2828	-1152
	前週比 枚数増減 (%)			-0.3%	-14.0%	900.0%	4.8%	-12.6%	127.7%	10.0%	-1.4%	40.7%	11.8%	30.3%	-23.4%
NZD	24085	24446	361	24112	22279	-1833	22882	20822	-2060	18599	20791	2192	19893	23969	4076
	前週比 枚数増減 (枚)			27	-2167	2194	-1230	-1457	227	-4283	-31	4252	1294	3178	1884
	前週比 枚数増減 (%)			0.1%	-8.9%	607.8%	-5.1%	-6.5%	12.4%	-18.7%	-0.1%	206.4%	7.0%	15.3%	85.9%
MXN	207127	41487	-165640	211681	41710	-169971	207336	36970	-170366	206538	41366	-165172	193940	37614	-156326
	前週比 枚数増減 (枚)			4554	223	4331	-4345	-4740	395	-798	4396	-5194	-12598	-3752	-8846
	前週比 枚数増減 (%)			2.2%	0.5%	2.6%	-2.1%	-11.4%	0.2%	-0.4%	11.9%	-3.0%	-6.1%	-9.1%	-5.4%
Total All 8	640243	510933	-129310	647994	522459	-125535	652364	546569	-105795	639215	580041	-59174	635469	593188	-42281
	前週比 枚数増減 (枚)			7751	11526	-3775	4370	24110	-19740	-13149	33472	-46621	-3746	13147	-16893
	前週比 枚数増減 (%)			1.2%	2.3%	-2.9%	0.7%	4.6%	-15.7%	-2.0%	6.1%	-44.1%	-0.6%	2.3%	-28.5%
Total 7 (MXN除く)	433116	469446	36330	436313	480749	44436	445028	509599	64571	432677	538675	105998	441529	555574	114045
	前週比 枚数増減 (枚)			3197	11303	8106	8715	28850	20135	-12351	29076	41427	8852	16899	8047
	前週比 枚数増減 (%)			0.7%	2.4%	22.3%	2.0%	6.0%	45.3%	-2.8%	5.7%	64.2%	2.0%	3.1%	7.6%

### 直近5週 CFTC IMM主要7通貨の構成

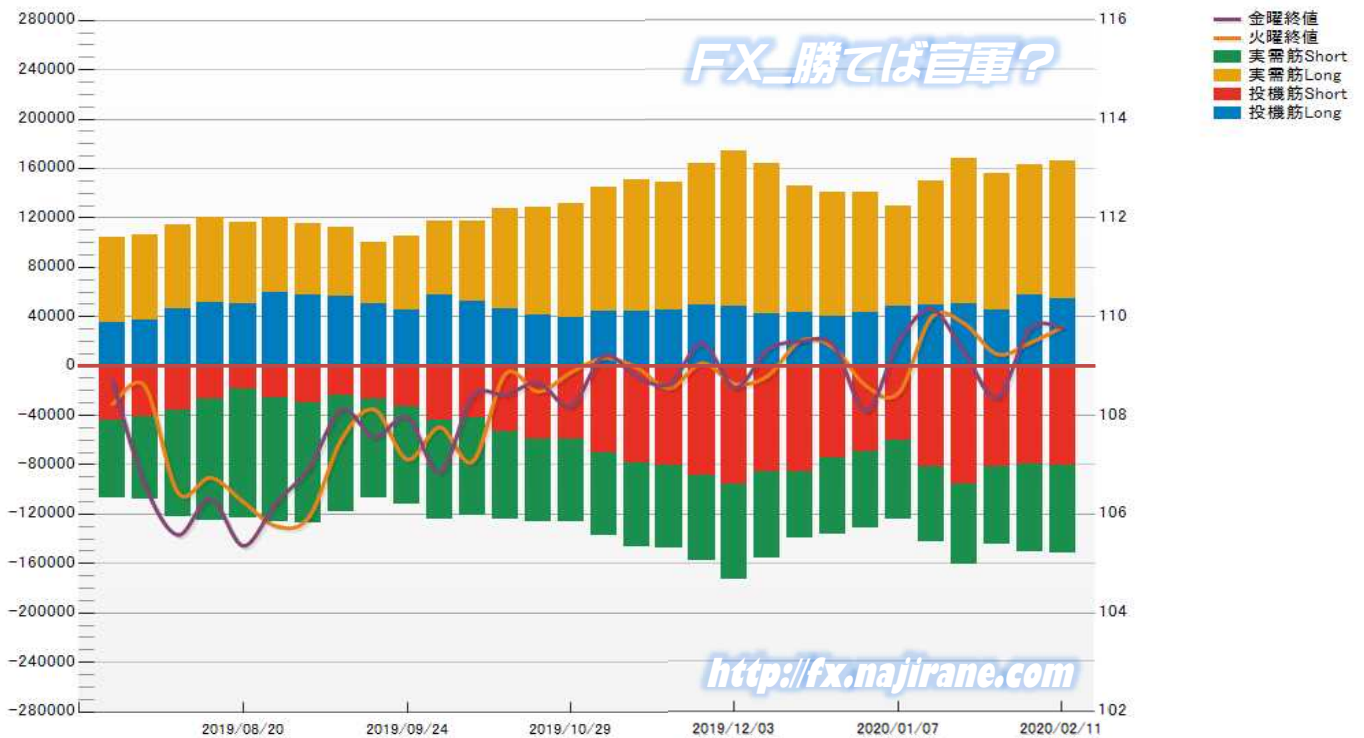


JAPANESE YEN - CHICAGO MERCANTILE EXCHANGE  
FUTURES ONLY POSITIONS

Code-097741  
2020/02/14 公表値

Date	投機筋集計				実需筋集計				投機筋+実需筋合計				ドル円終値	
	円買い	円売り	売り越し	売買計	円買い	円売り	売り越し	売買計	円買い	円売り	売り越し	売買計	火曜締め	金曜締め
2020/02/11	54805	80993	26188	135798	111167	70770	-40397	181937	165972	151763	-14209	317735	109.79	109.78
2020/02/04	57672	79570	21898	137242	105438	71114	-34324	176552	163110	150684	-12426	313794	109.47	109.76
2020/01/28	45676	81701	36025	127377	110412	63226	-47186	173638	156088	144927	-11161	301015	109.24	108.36
2020/01/21	50596	95297	44701	145893	117694	65587	-52107	183281	168290	160884	-7406	329174	109.86	109.28
2020/01/14	49720	81150	31430	130870	100226	61710	-38516	161936	149946	142860	-7086	292806	109.99	110.15
2020/01/07	47846	60094	12248	107940	82055	64595	-17460	146650	129901	124689	-5212	254590	108.46	109.50
2019/12/31	43668	68970	25302	112638	97526	62360	-35166	159886	141194	131330	-9864	272524	108.60	108.10
2019/12/24	40592	74134	33542	114726	99923	61911	-38012	161834	140515	136045	-4470	276560	109.38	109.43
2019/12/17	43418	85480	42062	128898	102748	54004	-48744	156752	146166	139484	-6682	285650	109.51	109.50
2019/12/10	41843	85525	43682	127368	122108	70477	-51631	192585	163951	156002	-7949	319953	108.80	109.33
2019/12/03	48312	96135	47823	144447	126334	76981	-49353	203315	174646	173116	-1530	347762	108.64	108.56
2019/11/26	49278	88869	39591	138147	115116	68413	-46703	183529	164394	157282	-7112	321676	109.06	109.46
2019/11/19	45423	80454	35031	125877	102992	67501	-35491	170493	148415	147955	-460	296370	108.55	108.64
2019/11/12	43964	78961	34997	122925	106504	67386	-39118	173890	150468	146347	-4121	296815	108.97	108.79
2019/11/05	43996	70601	26605	114597	101217	66522	-34695	167739	145213	137123	-8090	282336	109.16	109.21
2019/10/29	39185	58883	19698	98068	92543	67446	-25097	159989	131728	126329	-5399	258057	108.87	108.19
2019/10/22	41556	59721	18165	101277	87258	66682	-20576	153940	128814	126403	-2411	255217	108.48	108.66
2019/10/15	46416	53057	6641	99473	81307	71535	-9772	152842	127723	124592	-3131	252315	108.84	108.42
2019/10/08	52803	41791	-11012	94594	64209	79599	15390	143808	117012	121390	4378	238402	107.07	108.39
2019/10/01	57893	43976	-13917	101869	59504	80137	20633	139641	117397	124113	6716	241510	107.76	106.85
2019/09/24	45759	32976	-12783	78735	59437	78841	19404	138278	105196	111817	6621	217013	107.11	107.96
2019/09/17	50842	26980	-23862	77822	49738	80331	30593	130069	100580	107311	6731	207891	108.12	107.56
2019/09/10	56579	23988	-32591	80567	55208	94409	39201	149617	111787	118397	6610	230184	107.52	108.12
2019/09/03	57222	29540	-27682	86762	58451	97429	38978	155880	115673	126969	11296	242642	105.94	106.93
2019/08/27	59795	26188	-33607	85983	60327	99944	39617	160271	120122	126132	6010	246254	105.76	106.23
2019/08/20	49984	18830	-31154	68814	66338	104320	37982	170658	116322	123150	6828	239472	106.25	105.36
2019/08/13	51764	27022	-24742	78786	68708	98250	29542	166958	120472	125272	4800	245744	106.74	106.32
2019/08/06	46225	35664	-10561	81889	67882	86529	18647	154411	114107	122193	8086	236300	106.44	105.58
2019/07/30	37028	41246	4218	78274	69070	66712	-2358	135782	106098	107958	1860	214056	108.59	106.59
2019/07/23	34642	44019	9377	78661	69196	63158	-6038	132354	103838	107177	3339	211015	108.23	108.71

JAPANESE YEN - CHICAGO MERCANTILE EXCHANGE  
FUTURES ONLY POSITIONS Code-097741

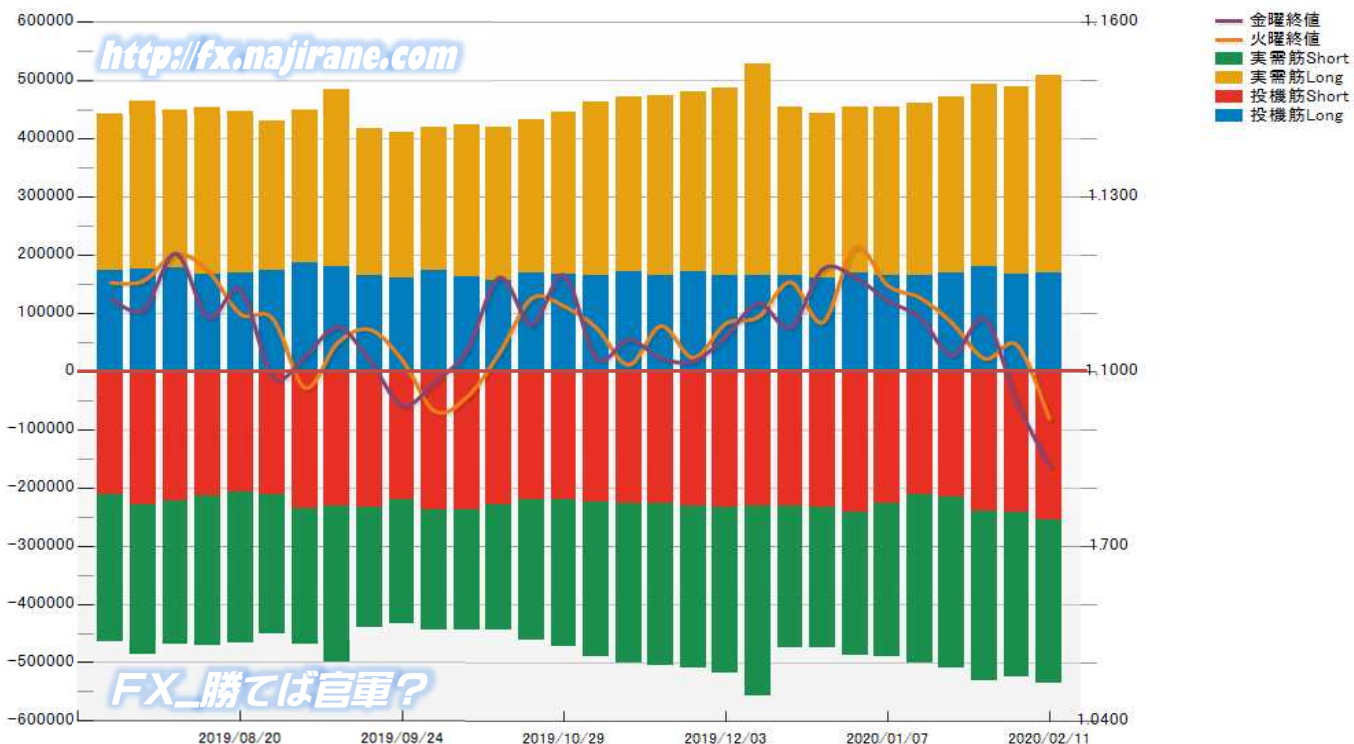


EURO FX - CHICAGO MERCANTILE EXCHANGE  
FUTURES ONLY POSITIONS

Code-099741  
2020/02/14 公表値

Date	投機筋集計				実需筋集計				投機筋+実需筋合計				ユーロドル終値	
	EUR買い	EUR売り	売り越し	売買計	EUR買い	EUR売り	売り越し	売買計	EUR買い	EUR売り	売り越し	売買計	火曜締め	金曜締め
2020/02/11	169475	255144	85669	424619	338132	281706	-56426	619838	507607	536850	29243	1044457	1.0919	1.0837
2020/02/04	166925	242005	75080	408930	321548	283559	-37989	605107	488473	525564	37091	1014037	1.1045	1.0948
2020/01/28	180653	239515	58862	420168	311346	291195	-20151	602541	491999	530710	38711	1022709	1.1022	1.1090
2020/01/21	168216	215235	47019	383451	302385	295283	-7102	597668	470601	510518	39917	981119	1.1083	1.1028
2020/01/14	163881	212063	48182	375944	297419	288854	-8565	586273	461300	500917	39617	962217	1.1127	1.1093
2020/01/07	164813	226477	61664	391290	288408	263100	-25308	551508	453221	489577	36356	942798	1.1148	1.1122
2019/12/31	168852	243197	74345	412049	285490	245540	-39950	531030	454342	488737	34395	943079	1.1213	1.1162
2019/12/24	160263	233206	72943	393469	282401	241064	-41337	523465	442664	474270	31606	916934	1.1085	1.1176
2019/12/17	165355	231049	65694	396404	288313	244275	-44038	532588	453668	475324	21656	928992	1.1153	1.1076
2019/12/10	164732	232375	67643	397107	363680	325511	-38169	689191	528412	557886	29474	1086298	1.1093	1.1117
2019/12/03	164392	233441	69049	397833	321158	285706	-35452	606864	485550	519147	33597	1004697	1.1082	1.1060
2019/11/26	169916	231332	61416	401248	308994	277623	-31371	586617	478910	508955	30045	987865	1.1024	1.1018
2019/11/19	163898	226401	62503	390299	310291	278082	-32209	588373	474189	504483	30294	978672	1.1078	1.1023
2019/11/12	170250	227919	57669	398169	300579	273909	-26670	574488	470829	501828	30999	972657	1.1012	1.1054
2019/11/05	164183	224929	60746	389112	297733	265666	-32067	563399	461916	490595	28679	952511	1.1075	1.1022
2019/10/29	166540	219895	53355	386435	277771	251937	-25834	529708	444311	471832	27521	916143	1.1112	1.1166
2019/10/22	168653	219703	51050	388356	264350	242340	-22010	506690	433003	462043	29040	895046	1.1125	1.1081
2019/10/15	154973	230127	75154	385100	263082	214307	-48775	477389	418055	444434	26379	862489	1.1031	1.1161
2019/10/08	162777	238190	75413	400967	260777	206186	-54591	466963	423554	444376	20822	867930	1.0956	1.1036
2019/10/01	172258	238236	65978	410494	247476	206802	-40674	454278	419734	445038	25304	864772	1.0932	1.0981
2019/09/24	160687	221409	60722	382096	250286	211326	-38960	461612	410973	432735	21762	843708	1.1020	1.0942
2019/09/17	164272	232831	68559	397103	252628	207122	-45506	459750	416900	439953	23053	856853	1.1072	1.1018
2019/09/10	180535	230377	49842	410912	303836	270876	-32960	574712	484371	501253	16882	985624	1.1049	1.1076
2019/09/03	186144	235280	49136	421424	263544	236079	-27465	499623	449688	471359	21671	921047	1.0972	1.1026
2019/08/27	173451	212255	38804	385706	255401	239344	-16057	494745	428852	451599	22747	880451	1.1091	1.0990
2019/08/20	168455	206432	37977	374887	278685	262478	-16207	541163	447140	468910	21770	916050	1.1098	1.1140
2019/08/13	167214	213863	46649	381077	286585	259479	-27106	546064	453799	473342	19543	927141	1.1173	1.1093
2019/08/06	177988	221998	44010	399986	272245	248980	-23265	521225	450233	470978	20745	921211	1.1202	1.1203
2019/07/30	175132	229115	53983	404247	289310	258340	-30970	547650	464442	487455	23013	951897	1.1155	1.1106
2019/07/23	173483	212487	39004	385970	269699	254802	-14897	524501	443182	467289	24107	910471	1.1152	1.1125

EURO FX - CHICAGO MERCANTILE EXCHANGE  
FUTURES ONLY POSITIONS Code-099741



# CME Daily Volume

FX\_勝てば官軍?

<http://fx.najirane.com>

AUS Dollar		MONTHLY OPTIONS	FUTURE	WEEKLY FRIDAY OPTIONS					参考レート	
Date				WK 1	WK 2	WK 3	WK 4	WK 5	Open	Close
2020/2/13 (木)		4059	---		320	495	60		0.6735	0.6717
2020/2/12 (水)		4740	---		1080	488	55		0.6715	0.6735
2020/2/11 (火)		7233	---		560	44	39		0.6685	0.6715
2020/2/10 (月)		6632	---		855	958	211		0.6674	0.6685
2020/2/7 (金)		6945	---		1529	357	38		0.6732	0.6677
2020/2/6 (木)		1981	---		837	61	306		0.6747	0.6734
2020/2/5 (水)		3496	---		810	86	638		0.6740	0.6747
2020/2/4 (火)		4164	---		636	348	148		0.6690	0.6740
2020/2/3 (月)		3532	---		573	2	189		0.6685	0.6690
2020/1/31 (金)		7921	---		100	11	20	81	0.6719	0.6694

CAN Dollar		MONTHLY OPTIONS	FUTURE	WEEKLY FRIDAY OPTIONS					参考レート		
Date				WK 1	WK 2	WK 3	WK 4	WK 5	Open	Close	
2020/2/13 (木)		---	---		992	927	10	0	0.7547	0.7537	
2020/2/12 (水)		---	---		0	1078	42	168	0	0.7526	0.7546
2020/2/11 (火)		---	---		0	525	43	0	0.7509	0.7526	
2020/2/10 (月)		---	---		0	187	1	0	0.7515	0.7509	
2020/2/7 (金)		---	---		0	2900	74	379	0	0.7527	0.7517
2020/2/6 (木)		---	---		0	1014	69	1	0	0.7528	0.7526
2020/2/5 (水)		---	---		0	507	44	217	0	0.7531	0.7528
2020/2/4 (火)		---	---		0	290	188	144	0	0.7523	0.7531
2020/2/3 (月)		---	---		0	146	309	46	0	0.7552	0.7523
2020/1/31 (金)		---	---		0	257	124	629	162	0.7572	0.7555

SWISS FRANC		MONTHLY OPTIONS	FUTURE	WEEKLY FRIDAY OPTIONS					参考レート	
Date				WK 1	WK 2	WK 3	WK 4	WK 5	Open	Close
2020/2/13 (木)		31386	---	---	---	---	---	---	1.0223	1.0213
2020/2/12 (水)		22175	---	---	---	---	---	---	1.0250	1.0223
2020/2/11 (火)		25110	---	---	---	---	---	---	1.0233	1.0250
2020/2/10 (月)		26404	---	---	---	---	---	---	1.0234	1.0234
2020/2/7 (金)		27773	---	---	---	---	---	---	1.0259	1.0230
2020/2/6 (木)		20720	---	---	---	---	---	---	1.0271	1.0259
2020/2/5 (水)		28847	---	---	---	---	---	---	1.0318	1.0271
2020/2/4 (火)		24552	---	---	---	---	---	---	1.0351	1.0318
2020/2/3 (月)		28280	---	---	---	---	---	---	1.0382	1.0350
2020/1/31 (金)		37649	---	---	---	---	---	---	1.0314	1.0383

EU EURO		MONTHLY OPTIONS	FUTURE	WEEKLY FRIDAY OPTIONS					参考レート	
Date				WK 1	WK 2	WK 3	WK 4	WK 5	Open	Close
2020/2/13 (木)		30320	---		3578	3717	1433		1.0872	1.0841
2020/2/12 (水)		20439	---		3862	1157	361		1.0919	1.0872
2020/2/11 (火)		14088	---		2132	488	228		1.0912	1.0919
2020/2/10 (月)		24879	---		5263	994	105		1.0945	1.0911
2020/2/7 (金)		20855	---		10167	367	371		1.0981	1.0948
2020/2/6 (木)		25001	---		4551	648	2706		1.1000	1.0981
2020/2/5 (水)		11604	---		369	715	183		1.1045	1.1000
2020/2/4 (火)		10334	---		302	393	440		1.1059	1.1045
2020/2/3 (月)		12066	---		861	778	299		1.1086	1.1059
2020/1/31 (金)		27033	---		2639	782	2144	635	1.1034	1.1090

GB POUND		MONTHLY OPTIONS	FUTURE	WEEKLY FRIDAY OPTIONS					参考レート	
Date				WK 1	WK 2	WK 3	WK 4	WK 5	Open	Close
2020/2/13 (木)		156181	---		1497	237	30		1.2959	1.3042
2020/2/12 (水)		91349	---		825	253	2		1.2957	1.2960
2020/2/11 (火)		93521	---		94	45	21		1.2914	1.2957
2020/2/10 (月)		96427	---		94	59	147		1.2888	1.2914
2020/2/7 (金)		96880	---		865	114	2		1.2929	1.2885
2020/2/6 (木)		90322	---		68	47			1.3000	1.2928
2020/2/5 (水)		124469	---		590	83	5		1.3030	1.3000
2020/2/4 (火)		113576	---		78	34			1.2997	1.3031
2020/2/3 (月)		163557	---		100	41	49		1.3180	1.2997
2020/1/31 (金)		119316	---		3	255	6	58	1.3090	1.3205

JP YEN		MONTHLY OPTIONS	FUTURE	WEEKLY FRIDAY OPTIONS					参考レート		
Date				WK 1	WK 2	WK 3	WK 4	WK 5	Open	Close	
2020/2/13 (木)		---	139159		750	2399	90	0	110.08	109.82	
2020/2/12 (水)		---	108025		0	890	402	165	0	109.79	110.08
2020/2/11 (火)		---	85190		0	1443	70	36	0	109.76	109.79
2020/2/10 (月)		---	107248		0	164	105	4	0	109.72	109.76
2020/2/7 (金)		---	155220		0	5425	164	208	0	109.99	109.76
2020/2/6 (木)		---	124471		0	2046	108	9	0	109.80	109.99
2020/2/5 (水)		---	156841		0	819	108	1	0	109.46	109.80
2020/2/4 (火)		---	151240		0	468	8	758	0	108.67	109.47
2020/2/3 (月)		---	159151		0	668	217	801	0	108.34	108.67
2020/1/31 (金)		---	204858		0	250	284	658	108	108.94	108.36

MEX PESO		MONTHLY OPTIONS	FUTURE	WEEKLY FRIDAY OPTIONS					参考レート	
Date				WK 1	WK 2	WK 3	WK 4	WK 5	Open	Close
2020/2/13 (木)		9	49408	---	---	---	---	---	5.3690	5.3747
2020/2/12 (水)		11	35218	---	---	---	---	---	5.3577	5.3690
2020/2/11 (火)		6	39971	---	---	---	---	---	5.3448	5.3577
2020/2/10 (月)		20	46175	---	---	---	---	---	5.3218	5.3448
2020/2/7 (金)		1	62568	---	---	---	---	---	5.3595	5.3271
2020/2/6 (木)		1	52856	---	---	---	---	---	5.3779	5.3595
2020/2/5 (水)		73	47791	---	---	---	---	---	5.3567	5.3779
2020/2/4 (火)		3	51253	---	---	---	---	---	5.3133	5.3567
2020/2/3 (月)		1	65855	---	---	---	---	---	5.2964	5.3133
2020/1/31 (金)		133	79421	---	---	---	---	---	5.3226	5.2920

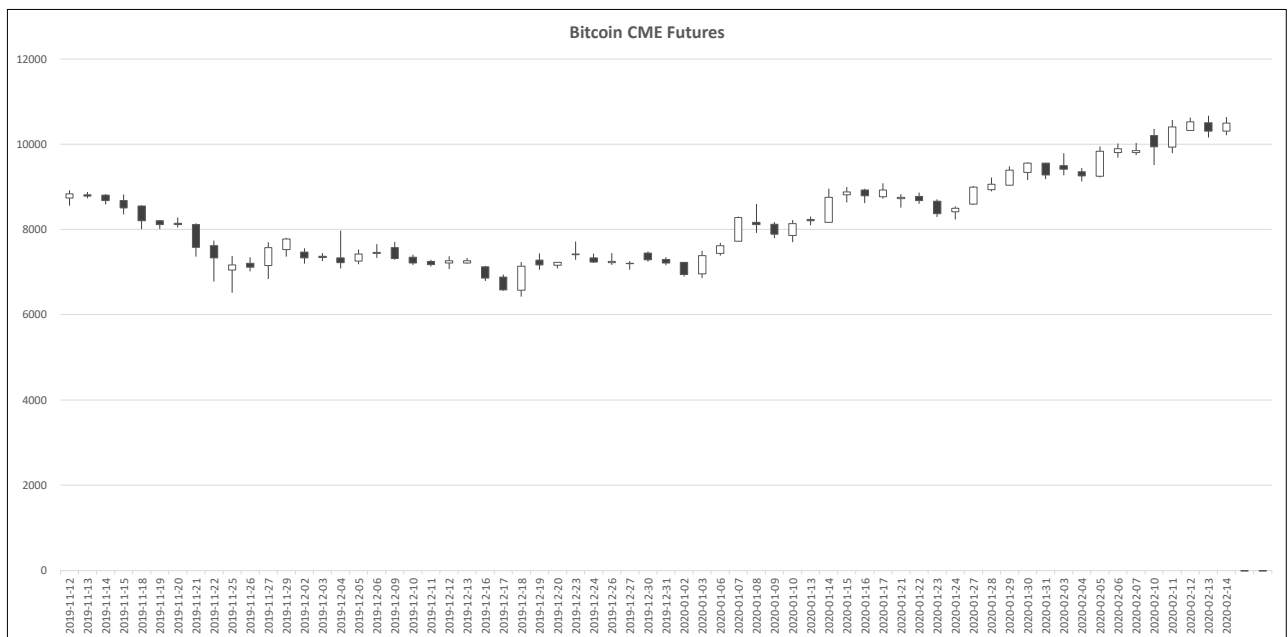
  

NZ DOLLAR		MONTHLY OPTIONS	FUTURE	WEEKLY FRIDAY OPTIONS					参考レート	
Date				WK 1	WK 2	WK 3	WK 4	WK 5	Open	Close
2020/2/13 (木)		0	26249	---	---	---	---	---	0.6462	0.6440
2020/2/12 (水)		205	37547	---	---	---	---	---	0.6403	0.6463
2020/2/11 (火)		304	28309	---	---	---	---	---	0.6384	0.6403
2020/2/10 (月)		22	28252	---	---	---	---	---	0.6408	0.6385
2020/2/7 (金)		0	28618	---	---	---	---	---	0.6460	0.6400
2020/2/6 (木)		0	19800	---	---	---	---	---	0.6478	0.6460
2020/2/5 (水)		0	28933	---	---	---	---	---	0.6498	0.6478
2020/2/4 (火)		1	32683	---	---	---	---	---	0.6461	0.6498
2020/2/3 (月)		0	28537	---	---	---	---	---	0.6462	0.6461
2020/1/31 (金)		0	30508	---	---	---	---	---	0.6491	0.6464

# Bitcoin CME Futures (当月及び限月別)

※取引単位=5ビットコイン (CME CFビットコイン参考基準レート=BRRを対象)

Date	当月(2020/02)							2020/02		2020/03		2020/04		2020/05		2020/06	
	Open	High	Low	Close	Volume	OpenInt	Close	Volume	Close	Volume	Close	Volume	Close	Volume	Close	Volume	
2019-11-12	8735	8915	8555	8835	3684	3091	0	0	9105	1	0	0	0	0	0	0	
2019-11-13	8815	8880	8730	8785	2163	3107	0	0	9065	3	0	0	0	0	0	0	
2019-11-14	8805	8830	8590	8675	2450	3199	0	0	8955	4	0	0	0	0	0	0	
2019-11-15	8680	8820	8355	8505	4486	3016	0	0	8765	14	0	0	0	0	0	0	
2019-11-18	8550	8565	8005	8205	4718	3119	0	0	8475	23	0	0	0	0	0	0	
2019-11-19	8200	8215	8005	8110	3396	3157	0	0	8370	8	0	0	0	0	0	0	
2019-11-20	8145	8275	8045	8110	4502	3270	0	0	8340	20	0	0	0	0	0	0	
2019-11-21	8110	8140	7360	7580	6360	3349	0	0	7795	43	0	0	0	0	0	0	
2019-11-22	7620	7735	6775	7330	11537	3349	0	0	7470	91	0	0	0	0	0	0	
2019-11-25	7050	7375	6510	7165	11465	3541	0	0	7315	95	0	0	0	0	0	0	
2019-11-26	7205	7345	7015	7115	6722	3554	0	0	7250	19	0	0	0	0	0	0	
2019-11-27	7150	7700	6835	7570	11761	3390	0	0	7755	58	0	0	0	0	0	0	
2019-11-29	7530	7805	7365	7776	4992	2822	7840	7840	7930	15	0	0	0	0	0	0	
2019-12-02	7465	7555	7195	7335	4506	2982	7450	31	7490	6	0	0	0	0	0	0	
2019-12-03	7370	7445	7260	7340	1825	2983	7455	5	7485	32	0	0	0	0	0	0	
2019-12-04	7335	7970	7085	7220	9089	3019	7305	16	7350	34	0	0	0	0	0	0	
2019-12-05	7255	7525	7180	7420	4555	2915	7505	4	7550	20	0	0	0	0	0	0	
2019-12-06	7435	7655	7335	7460	3582	2966	7555	0	7600	9	0	0	0	0	0	0	
2019-12-09	7570	7705	7290	7320	3636	3086	7425	0	7460	31	0	0	0	0	0	0	
2019-12-10	7345	7410	7165	7215	3515	3232	7310	0	7370	15	0	0	0	0	0	0	
2019-12-11	7250	7290	7130	7175	3191	3250	7260	1	7325	35	0	0	0	0	0	0	
2019-12-12	7210	7370	7070	7265	4699	3226	7335	5	7415	25	0	0	0	0	0	0	
2019-12-13	7215	7335	7200	7265	3980	3208	7345	9	7360	41	0	0	0	0	0	0	
2019-12-16	7120	7145	6790	6860	8223	3357	6920	17	6925	191	6950	6965	6965	0	0	0	
2019-12-17	6880	6940	6560	6580	6716	3840	6635	43	6645	192	6670	6685	6685	0	0	0	
2019-12-18	6575	7235	6420	7135	13137	3530	7185	38	7205	310	7225	7245	7245	0	0	0	
2019-12-19	7280	7440	7055	7165	5021	3497	7225	22	7270	135	7295	7305	7305	0	0	0	
2019-12-20	7160	7235	7085	7230	3323	3535	7290	15	7325	63	7350	7365	7365	0	0	0	
2019-12-23	7420	7715	7290	7410	9514	3532	7495	31	7535	164	7560	7605	7605	0	0	0	
2019-12-24	7330	7430	7215	7235	4255	3541	7320	27	7350	67	7375	7420	7420	0	0	0	
2019-12-26	7220	7445	7170	7250	5591	3396	7345	17	7385	70	7420	7460	7460	0	0	0	
2019-12-27	7195	7255	7055	7204	4573	2873	7310	16	7340	116	7435	7415	7415	0	0	0	
2019-12-30	7445	7480	7245	7285	3179	3044	7330	12	7385	47	7420	7485	7485	0	0	0	
2019-12-31	7295	7350	7160	7210	3123	3186	7240	98	7285	72	7295	7405	7500	7500	2	2	
2020-01-02	7225	7225	6900	6940	4964	3650	6985	150	7040	60	7115	7150	7175	7175	1	1	
2020-01-03	6960	7500	6860	7385	9169	3713	7415	391	7455	119	7500	7570	7595	7595	2	2	
2020-01-06	7435	7685	7385	7615	6664	4329	7655	211	7710	349	7740	7805	7810	7810	349	349	
2020-01-07	7725	8300	7725	8280	12325	5400	8315	484	8350	315	8380	8445	8475	8475	484	484	
2020-01-08	8165	8595	7915	8110	17042	5093	8160	543	8225	166	8250	8335	8350	8350	1	1	
2020-01-09	8120	8170	7800	7885	10597	4911	7935	155	7985	42	8020	8100	8110	8110	1	1	
2020-01-10	7855	8220	7700	8135	13522	5166	8180	271	8235	138	8275	8350	8360	8360	2	2	
2020-01-13	8235	8300	8100	8200	3520	4949	8260	210	8330	100	8360	8410	8450	8450	100	100	
2020-01-14	8165	8955	8150	8750	14807	5405	8830	820	8935	458	8985	9050	9085	9085	8	8	
2020-01-15	8810	8995	8635	8880	7593	5258	8950	280	9045	259	9090	9145	9180	9180	35	35	
2020-01-16	8925	8955	8615	8790	6265	5172	8850	289	8930	142	8985	9035	9060	9060	16	16	
2020-01-17	8765	9085	8720	8925	7245	5329	8995	191	9075	150	9130	9185	9225	9225	8	8	
2020-01-21	8720	8825	8515	8750	8117	5139	8795	383	8865	266	8915	8970	9010	9010	1	1	
2020-01-22	8775	8865	8600	8680	4952	5016	8740	129	8825	100	8875	8930	8970	8970	1	1	
2020-01-23	8665	8705	8290	8370	14502	4399	8430	419	8485	235	8535	8590	8630	8630	1	1	
2020-01-24	8410	8540	8235	8495	10576	4467	8545	575	8615	152	8665	8720	8760	8760	3	3	
2020-01-27	8595	9020	8575	8995	14102	4994	9075	587	9175	324	9225	9280	9320	9320	3	3	
2020-01-28	8935	9215	8895	9060	17425	4917	9175	1182	9275	352	9325	9380	9420	9420	1	1	
2020-01-29	9040	9480	9040	9390	13815	5171	9525	1328	9620	344	9685	9750	9795	9795	1	1	
2020-01-30	9335	9570	9160	9555	18070	4759	9730	2737	9815	274	9875	9935	9970	9970	7	7	
2020-01-31	9555	9555	9180	9278	9639	4074	9440	9428	9535	177	9590	9650	9680	9680	26	26	
2020-02-03	9495	9790	9270	9410	9210	4143	9410	8918	9510	274	9570	9635	9665	9665	0	0	
2020-02-04	9355	9440	9130	9255	8390	4367	9255	8189	9360	199	9420	9485	9525	9525	0	0	
2020-02-05	9245	9945	9220	9830	14938	5186	9830	14307	9940	498	10020	10085	10125	10125	16	16	
2020-02-06	9800	10010	9685	9895	12886	5320	9895	12014	10025	703	10105	10180	10215	10215	4	4	
2020-02-07	9805	10030	9740	9845	8887	5181	9845	8523	9980	343	10055	10135	10170	10170	10	10	
2020-02-10	10200	10360	9510	9935	7263	5255	9935	6779	10100	387	10190	10270	10305	10305	58	58	
2020-02-11	9930	10570	9790	10405	16558	6106	10405	15832	10585	678	10695	10775	10810	10810	11	11	
2020-02-12	10325	10620	10315	10525	13378	6040	10525	13010	10730	363	10875	11005	11040	11040	3	3	
2020-02-13	10505	10670	10160	10305	16766	6086	10305	16242	10490	486	10620	10710	10865	10865	2	2	
2020-02-14	10305	10635	10210	10495	9261	0	10495	8771	10675	456	10795	10875	11030	11030	4	4	
---	---	---	---	---	---	---	---	---	---	---	---	---	---	---	---	---	
---	---	---	---	---	---	---	---	---	---	---	---	---	---	---	---	---	



# 過去5日及び過去4週の4本値と各種ピボット

# 2020/02/10 ~ 2020/02/14

USD/JPY						Demark								Pivot					Fibonacci Zone								
当日のOHLCLから計算される翌日の						TD Range Projection				TD pivot points				StopLoss					3-days AVG								
日足	Open	High	Low	Close	値幅/日	引け形態	真の高値	真の安値	予想高値	予想安値	予想高値	予想安値	LBP	S2	S1	PP	R1	R2	StopLoss	HBOP	3-days AVG	Support Zone 2	Support Zone 1	BP	Resistance Zone 1	Resistance Zone 2	
2020/02/10	109.72	109.88	109.56	109.76	32p	陽線引け	-	-	-	-	-	-	109.27	109.42	109.59	109.73	109.90	110.05	110.22	-	-	109.30	109.30 ~ 109.42	109.54 ~ 109.58	109.73	109.89 ~ 109.93	110.05 ~ 110.17
2020/02/11	109.76	109.96	109.73	109.79	23p	陽線引け	109.96	109.73	109.99	109.76	109.99	109.76	109.46	109.59	109.69	109.83	109.92	110.06	110.16	-	-	109.50	109.50 ~ 109.59	109.68 ~ 109.71	109.83	109.94 ~ 109.97	110.06 ~ 110.15
2020/02/12	109.79	110.13	109.79	110.08	34p	陽線引け	110.13	109.79	110.28	109.94	110.28	109.94	109.52	109.66	109.87	110.00	110.21	110.35	110.56	109.85	Bull	109.52	109.52 ~ 109.66	109.79 ~ 109.83	110.00	110.17 ~ 110.21	110.35 ~ 110.48
2020/02/13	110.08	110.09	109.62	109.82	47p	陰線引け	110.09	109.62	109.95	109.49	109.95	109.49	109.13	109.38	109.60	109.84	110.06	110.31	110.53	109.89	Bear	109.20	109.20 ~ 109.38	109.55 ~ 109.61	109.84	110.08 ~ 110.13	110.31 ~ 110.49
2020/02/14	109.82	109.90	109.70	109.78	20p	陽線引け	109.90	109.70	109.84	109.64	109.84	109.64	109.49	109.59	109.69	109.79	109.89	110.00	110.09	109.88	Bear	109.52	109.52 ~ 109.59	109.67 ~ 109.69	109.79	109.90 ~ 109.92	110.00 ~ 110.07
週足	Open	High	Low	Close	値幅/週	引け形態	真の高値	真の安値	予想高値	予想安値	予想高値	予想安値	LBP	S2	S1	PP	R1	R2	HBOP	3-days AVG	Support Zone 2	Support Zone 1	BP	Resistance Zone 1	Resistance Zone 2		
2020/01/20 ~ 2020/01/24	110.14	110.22	109.17	109.28	105p	陰線引け	-	-	-	-	-	-	107.85	108.51	108.90	109.56	109.95	110.61	110.99	-	-	108.11	108.11 ~ 108.51	108.91 ~ 109.03	109.56	110.08 ~ 110.21	110.61 ~ 111.01
2020/01/27 ~ 2020/01/31	108.91	109.27	108.31	108.36	95p	陽線引け	109.28	108.36	108.82	107.90	108.81	107.86	107.07	107.69	108.03	108.65	108.98	109.60	109.93	-	-	107.33	107.33 ~ 107.69	108.06 ~ 108.17	108.65	109.12 ~ 109.23	109.60 ~ 109.96
2020/02/03 ~ 2020/02/07	108.34	110.03	108.33	109.76	170p	陽線引け	110.03	108.33	110.74	109.04	110.74	109.04	107.02	107.67	108.72	109.37	110.41	111.07	112.11	109.19	Bull	107.03	107.03 ~ 107.67	108.32 ~ 108.52	109.37	110.22 ~ 110.42	111.07 ~ 111.72
2020/02/10 ~ 2020/02/14	109.72	110.13	109.56	109.78	57p	陽線引け	110.13	109.56	110.24	109.67	110.24	109.67	108.95	109.26	109.52	109.83	110.09	110.40	110.66	109.28	Bull	109.04	109.04 ~ 109.26	109.47 ~ 109.54	109.83	110.11 ~ 110.18	110.40 ~ 110.61

EUR/JPY						Demark								Pivot					Fibonacci Zone								
当日のOHLCLから計算される翌日の						TD Range Projection				TD pivot points				StopLoss					3-days AVG								
日足	Open	High	Low	Close	値幅/日	引け形態	真の高値	真の安値	予想高値	予想安値	予想高値	予想安値	LBP	S2	S1	PP	R1	R2	StopLoss	HBOP	3-days AVG	Support Zone 2	Support Zone 1	BP	Resistance Zone 1	Resistance Zone 2	
2020/02/10	120.08	120.33	119.67	119.76	66p	陰線引け	-	-	-	-	-	-	118.85	119.26	119.51	119.92	120.17	120.59	120.84	-	-	119.01	119.01 ~ 119.26	119.51 ~ 119.59	119.92	120.25 ~ 120.33	120.59 ~ 120.84
2020/02/11	119.77	120.03	119.60	119.88	43p	陽線引け	120.03	119.60	120.17	119.74	120.17	119.74	119.22	119.41	119.65	119.84	120.07	120.26	120.50	-	-	119.25	119.25 ~ 119.41	119.57 ~ 119.62	119.84	120.05 ~ 120.10	120.26 ~ 120.42
2020/02/12	119.88	120.30	119.62	119.68	69p	陽線引け	120.30	119.62	119.99	119.31	119.99	119.31	118.74	119.18	119.43	119.87	120.12	120.55	120.80	119.87	Bear	118.92	118.92 ~ 119.18	119.44 ~ 119.52	119.87	120.21 ~ 120.29	120.55 ~ 120.81
2020/02/13	119.68	119.69	118.89	119.05	80p	陰線引け	119.69	118.89	119.37	118.57	119.37	118.57	117.92	118.40	118.73	119.21	119.53	120.01	120.34	119.64	Bear	118.10	118.10 ~ 118.40	118.71 ~ 118.81	119.21	119.61 ~ 119.71	120.01 ~ 120.32
2020/02/14	119.05	119.23	118.87	118.97	36p	陽線引け	119.23	118.87	119.10	118.74	119.10	118.74	118.46	118.67	118.82	119.02	119.18	119.38	119.53	119.37	Bear	118.53	118.53 ~ 118.67	118.80 ~ 118.85	119.02	119.20 ~ 119.24	119.38 ~ 119.52
週足	Open	High	Low	Close	値幅/週	引け形態	真の高値	真の安値	予想高値	予想安値	予想高値	予想安値	LBP	S2	S1	PP	R1	R2	HBOP	3-days AVG	Support Zone 2	Support Zone 1	BP	Resistance Zone 1	Resistance Zone 2		
2020/01/20 ~ 2020/01/24	122.15	122.38	120.42	120.52	196p	陰線引け	-	-	-	-	-	-	117.88	119.15	119.83	121.10	121.79	123.06	123.74	-	-	118.40	118.40 ~ 119.15	119.90 ~ 120.13	121.10	122.08 ~ 122.31	123.06 ~ 123.81
2020/01/27 ~ 2020/01/31	120.14	120.43	119.78	120.17	64p	陽線引け	120.52	120.17	120.52	120.17	120.62	119.98	119.18	119.48	119.83	120.13	120.47	120.77	121.12	-	-	119.23	119.23 ~ 119.48	119.73 ~ 119.80	120.13	120.45 ~ 120.52	120.77 ~ 121.02
2020/02/03 ~ 2020/02/07	120.10	121.15	119.92	120.16	123p	陽線引け	121.15	119.92	121.27	120.04	121.27	120.04	118.44	119.18	119.67	120.41	120.90	121.64	122.13	120.55	Bear	118.71	118.71 ~ 119.18	119.65 ~ 119.80	120.41	121.03 ~ 121.17	121.64 ~ 122.11
2020/02/10 ~ 2020/02/14	120.08	120.33	118.87	118.97	146p	陽線引け	120.33	118.87	119.65	118.19	119.65	118.19	116.99	117.93	118.45	119.39	119.91	120.85	121.37	119.98	Bear	117.37	117.37 ~ 117.93	118.49 ~ 118.66	119.39	120.12 ~ 120.29	120.85 ~ 121.41

EUR/USD						Demark								Pivot					Fibonacci Zone								
当日のOHLCLから計算される翌日の						TD Range Projection				TD pivot points				StopLoss					3-days AVG								
日足	Open	High	Low	Close	値幅/日	引け形態	真の高値	真の安値	予想高値	予想安値	予想高値	予想安値	LBP	S2	S1	PP	R1	R2	StopLoss	HBOP	3-days AVG	Support Zone 2	Support Zone 1	BP	Resistance Zone 1	Resistance Zone 2	
2020/02/10	1.0945	1.0958	1.0908	1.0911	50p	陰線引け	-	-	-	-	-	-	1.0844	1.0876	1.0894	1.0926	1.0943	1.0975	1.0993	-	-	1.0857	1.0857 ~ 1.0876	1.0895 ~ 1.0901	1.0926	1.0950 ~ 1.0956	1.0975 ~ 1.0994
2020/02/11	1.0912	1.0924	1.0892	1.0919	32p	陽線引け	1.0924	1.0892	1.0938	1.0906	1.0938	1.0906	1.0867	1.0880	1.0899	1.0912	1.0932	1.0944	1.0964	-	-	1.0867	1.0867 ~ 1.0880	1.0892 ~ 1.0896	1.0912	1.0928 ~ 1.0932	1.0944 ~ 1.0956
2020/02/12	1.0919	1.0926	1.0866	1.0872	60p	陰線引け	1.0926	1.0866	1.0899	1.0839	1.0899	1.0839	1.0790	1.0828	1.0850	1.0888	1.0910	1.0948	1.0970	1.0908	Bear	1.0805	1.0805 ~ 1.0828	1.0851 ~ 1.0858	1.0888	1.0918 ~ 1.0925	1.0948 ~ 1.0971
2020/02/13	1.0872	1.0889	1.0834	1.0841	55p	陰線引け	1.0889	1.0834	1.0865	1.0810	1.0865	1.0810	1.0766	1.0800	1.0820	1.0855	1.0875	1.0909	1.0930	1.0885	Bear	1.0779	1.0779 ~ 1.0800	1.0821 ~ 1.0827	1.0855	1.0882 ~ 1.0888	1.0909 ~ 1.0930
2020/02/14	1.0841	1.0861	1.0828	1.0837	33p	陽線引け	1.0861	1.0828	1.0849	1.0816	1.0849	1.0816	1.0789	1.0809	1.0823	1.0842	1.0856	1.0875	1.0889	1.0861	Bear	1.0796	1.0796 ~ 1.0809	1.0821 ~ 1.0825	1.0842	1.0859 ~ 1.0863	1.0875 ~ 1.0888
週足	Open	High	Low	Close	値幅/週	引け形態	真の高値	真の安値	予想高値	予想安値	予想高値	予想安値	LBP	S2	S1	PP	R1	R2	HBOP	3-days AVG	Support Zone 2	Support Zone 1	BP	Resistance Zone 1	Resistance Zone 2		
2020/01/20 ~ 2020/01/24	1.1091	1.1118	1.1020	1.1028	98p	陽線引け	-	-	-	-	-	-	1.0895	1.0958	1.1023	1.1055	1.1090	1.1153	1.1188	-	-	1.0920	1.0920 ~ 1.0958	1.0995 ~ 1.1007	1.1055	1.1104 ~ 1.1116	1.1153 ~ 1.1190
2020/01/27 ~ 2020/01/31	1.1030	1.1092	1.0993	1.1090	99p	陰線引け	1.1092	1.1020	1.1127	1.1055	1.1140	1.1041	1.0926	1.0959	1.1025	1.1058	1.1124	1.1157	1.1223	-	-	1.0921	1.0921 ~ 1.0959	1.0997 ~ 1.1009	1.1058	1.1108 ~ 1.1119	1.1157 ~ 1.1195
2020/02/03 ~ 2020/02/07	1.1086	1.1091	1.0942	1.0948	149p	陰線引け	1.1091	1.0942	1.1019	1.0871	1.1019	1.0871	1.0748	1.0845	1.0896	1.0994	1.1045	1.1142	1.1193	1.1036	Bear	1.0788	1.0788 ~ 1.0845	1.0902 ~ 1.0919	1.0994	1.1068 ~ 1.1085	1.1142 ~ 1.1199
2020/02/10 ~ 2020/02/14	1.0945	1.0958	1.0828	1.0837	130p	陽線引け	1.0958	1.0828	1.0897	1.0767	1.0897	1.0767	1.0661	1.0744	1.0791	1.0874	1.0920	1.1004	1.1050	1.0975	Bear	1.0695	1.0695 ~ 1.0744	1.0794 ~ 1.0809	1.0874	1.0939 ~ 1.0954	1.1004 ~ 1.1053

GBP/JPY						Demark								Pivot					Fibonacci Zone							
当日のOHLCLから計算される翌日の						TD Range Projection				TD pivot points				StopLoss					3-days AVG							
日足	Open	High	Low	Close	値幅/日	引け形態	真の高値	真の安値	予想高値	予想安値	予想高値	予想安値	LBP	S2	S1	PP	R1	R2	StopLoss	HBOP	3-days AVG	Support Zone 2	Support Zone 1	BP	Resistance Zone 1	Resistance Zone 2
2020/02/10	141.41	142.09	141.24	141.74	85p	陽線引け	-	-	-	-	-	-	140.44	140.84												



# IMM扱い8通貨/ダウ/日経/金/オイル/主要クロス円の過去5日及び過去5週の4本値

AUDUSD 5					CADUSD 5					CHFUSD 5				
Date	Open	High	Low	Close	Date	Open	High	Low	Close	Date	Open	High	Low	Close
2020/02/14	0.6717	0.6731	0.6709	0.6713	2020/02/14	0.7538	0.7555	0.7536	0.7548	2020/02/14	1.0211	1.0215	1.0181	1.0184
2020/02/13	0.6735	0.6745	0.6707	0.6717	2020/02/13	0.7547	0.7553	0.7535	0.7537	2020/02/13	1.0223	1.0245	1.0209	1.0213
2020/02/12	0.6715	0.6750	0.6713	0.6735	2020/02/12	0.7526	0.7555	0.7521	0.7546	2020/02/12	1.0250	1.0266	1.0219	1.0223
2020/02/11	0.6685	0.6737	0.6683	0.6715	2020/02/11	0.7509	0.7532	0.7508	0.7526	2020/02/11	1.0233	1.0255	1.0216	1.0250
2020/02/10	0.6674	0.6707	0.6667	0.6685	2020/02/10	0.7515	0.7525	0.7502	0.7509	2020/02/10	1.0234	1.0242	1.0221	1.0234

CNYUSD 5					EURUSD 5					GBPUSD 5				
Date	Open	High	Low	Close	Date	Open	High	Low	Close	Date	Open	High	Low	Close
2020/02/14	0.1431	0.1432	0.1430	0.1432	2020/02/14	1.0841	1.0861	1.0828	1.0837	2020/02/14	1.3042	1.3063	1.3001	1.3048
2020/02/13	0.1431	0.1433	0.1431	0.1432	2020/02/13	1.0872	1.0889	1.0834	1.0841	2020/02/13	1.2959	1.3070	1.2945	1.3042
2020/02/12	0.1435	0.1437	0.1433	0.1434	2020/02/12	1.0919	1.0926	1.0866	1.0872	2020/02/12	1.2957	1.2991	1.2952	1.2960
2020/02/11	0.1433	0.1434	0.1432	0.1433	2020/02/11	1.0912	1.0924	1.0892	1.0919	2020/02/11	1.2914	1.2968	1.2895	1.2957
2020/02/10	0.1427	0.1433	0.1427	0.1431	2020/02/10	1.0945	1.0958	1.0908	1.0911	2020/02/10	1.2888	1.2946	1.2872	1.2914

JPYUSD 5					MXNUSD 5					NZDUSD 5				
Date	Open	High	Low	Close	Date	Open	High	Low	Close	Date	Open	High	Low	Close
2020/02/14	0.9106	0.9116	0.9099	0.9109	2020/02/14	5.3747	5.3940	5.3721	5.3913	2020/02/14	0.6440	0.6444	0.6423	0.6432
2020/02/13	0.9084	0.9122	0.9084	0.9106	2020/02/13	5.3690	5.3808	5.3526	5.3747	2020/02/13	0.6462	0.6467	0.6430	0.6440
2020/02/12	0.9109	0.9109	0.9080	0.9084	2020/02/12	5.3577	5.3738	5.3566	5.3690	2020/02/12	0.6403	0.6488	0.6402	0.6463
2020/02/11	0.9111	0.9113	0.9094	0.9108	2020/02/11	5.3448	5.3623	5.3439	5.3577	2020/02/11	0.6384	0.6421	0.6378	0.6403
2020/02/10	0.9114	0.9127	0.9101	0.9111	2020/02/10	5.3218	5.3489	5.3120	5.3448	2020/02/10	0.6408	0.6417	0.6382	0.6385

Nikkei 225 -Japan (NIX)					出来高	
Date	Open	High	Low	Close	(ドル建て終値)	出来高
2020/02/14	23714.52	23738.42	23604.09	23687.59	215.77	0
2020/02/13	23849.76	23908.85	23784.31	23827.73	216.97	645166400
2020/02/12	23741.21	23869.36	23693.72	23861.21	216.76	746482500
2020/02/11	--non--	--non--	--non--	--non--	--non--	0
2020/02/10	23631.79	23788.23	23625.24	23685.98	215.80	565473300
週4本値	23631.79	23908.85	23604.09	23687.59	215.77	(N225銘柄計)【東証一部全体計】

XAUUSD 5				
Date	Open	High	Low	Close
2020/02/14	1576.17	1584.44	1573.43	1582.65
2020/02/13	1566.04	1578.35	1565.74	1576.01
2020/02/12	1568.07	1570.47	1562.11	1566.09
2020/02/11	1572.19	1573.98	1562.30	1567.93
2020/02/10	1572.05	1577.05	1568.11	1572.15
週4本値	1572.05	1584.44	1562.11	1582.65

Dow Jones Industrial - USA (DJIA)					出来高
Date	Open	High	Low	Close	出来高
2020/02/14	29440.47	29463.04	29283.18	29398.08	0
2020/02/13	29436.03	29535.40	29345.93	29423.31	80106659
2020/02/12	29406.75	29568.57	29406.75	29551.42	87209078
2020/02/11	29390.71	29415.39	29210.47	29276.34	69395674
2020/02/10	28995.66	29278.07	28995.66	29276.82	74822293
週4本値	28995.66	29568.57	28995.66	29398.08	

Historical Data by  
  
 Arrangement by  


Crude Light Oil 5					出来高
Date	Open	High	Low	Close	出来高
2020/02/14	51.51	52.34	51.32	52.05	1249359
2020/02/13	51.72	51.96	50.60	51.42	1578507
2020/02/12	49.96	51.73	49.95	51.17	1630456
2020/02/11	49.61	50.69	49.58	49.94	1406144
2020/02/10	50.12	50.49	49.42	49.57	1421242
週4本値	50.12	52.34	49.42	52.05	

USDJPY 5					EURJPY 5					GBPJPY 5				
日付	始値	高値	安値	終値	日付	始値	高値	安値	終値	日付	始値	高値	安値	終値
2020/02/14	109.82	109.90	109.70	109.78	2020/02/14	119.05	119.23	118.87	118.97	2020/02/14	143.23	143.41	142.77	143.24
2020/02/13	110.08	110.09	109.62	109.82	2020/02/13	119.68	119.69	118.89	119.05	2020/02/13	142.66	143.48	142.16	143.23
2020/02/12	109.79	110.13	109.79	110.08	2020/02/12	119.88	120.30	119.62	119.68	2020/02/12	142.25	142.89	142.23	142.67
2020/02/11	109.76	109.96	109.73	109.79	2020/02/11	119.77	120.03	119.60	119.88	2020/02/11	141.75	142.46	141.70	142.25
2020/02/10	109.72	109.88	109.56	109.76	2020/02/10	120.08	120.33	119.67	119.76	2020/02/10	141.41	142.09	141.24	141.74

USDJPY Weekly 28					EURJPY Weekly 28					GBPJPY Weekly 28				
日付	始値	高値	安値	終値	日付	始値	高値	安値	終値	日付	始値	高値	安値	終値
2020/02/14	109.72	110.13	109.56	109.78	2020/02/14	120.08	120.33	118.87	118.97	2020/02/14	141.41	143.48	141.24	143.24
2020/02/07	108.34	110.03	108.33	109.76	2020/02/07	120.10	121.15	119.92	120.16	2020/02/07	142.79	143.38	140.94	141.42
2020/01/31	108.91	109.27	108.31	108.36	2020/01/31	120.14	120.43	119.78	120.17	2020/01/31	142.41	143.29	141.27	143.08
2020/01/24	110.14	110.22	109.17	109.28	2020/01/24	122.15	122.38	120.42	120.52	2020/01/24	143.20	144.61	142.72	142.91
2020/01/17	109.54	110.29	109.53	110.15	2020/01/17	121.76	122.86	121.76	122.19	2020/01/17	142.79	144.53	142.37	143.34

# 先週のIMM取り扱い対ドル8通貨チャート

※ 赤点線は週最高値/青天線は週最低値、BB中心線はSMA21

2020/02/10 ~ 2020/02/14

Chart by OANDA Japan MetaTrader4

