

JAPANESE YEN - CHICAGO MERCANTILE EXCHANGE

Code-097741

2019/08/27

~

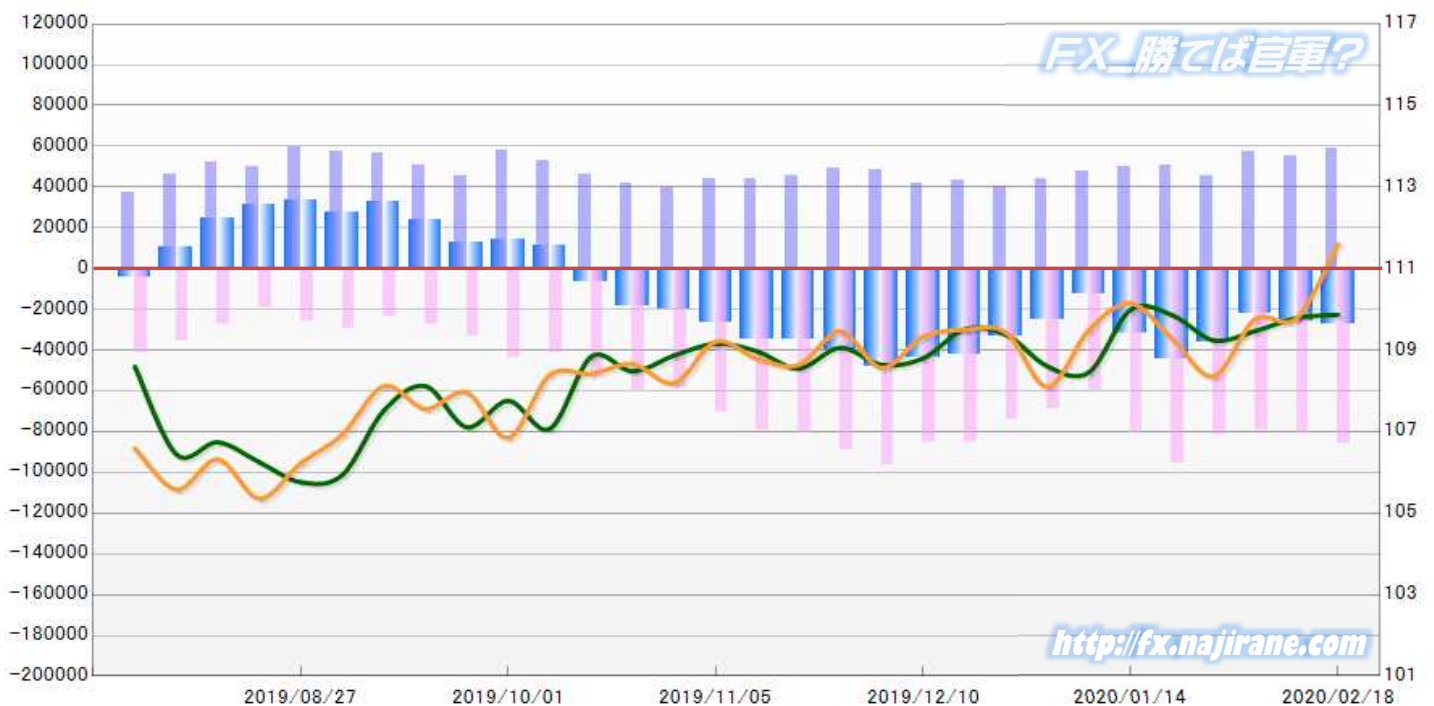
2020/02/18

2020/02/21 NYクローズ時公表値

Report_Date	Non Commercial Positions												火曜日 引け値	金曜日 引け値
	Long	増減	増減(%)	Short	増減	増減(%)	売り越し	増減	増減(%)	売買計	増減	増減(%)		
2020/02/18	58605	3800	6.9%	85826	4833	6.0%	27221	1033	3.9%	144431	8633	6.4%	109.87	111.60
2020/02/11	54805	-2867	-5.0%	80993	1423	1.8%	26188	4290	19.6%	135798	-1444	-1.1%	109.79	109.78
2020/02/04	57672	11996	26.3%	79570	-2131	-2.6%	21898	-14127	-39.2%	137242	9865	7.7%	109.47	109.76
2020/01/28	45676	-4920	-9.7%	81701	-13596	-14.3%	36025	-8676	-19.4%	127377	-18516	-12.7%	109.24	108.36
2020/01/21	50596	876	1.8%	95297	14147	17.4%	44701	13271	42.2%	145893	15023	11.5%	109.86	109.28
2020/01/14	49720	1874	3.9%	81150	21056	35.0%	31430	19182	156.6%	130870	22930	21.2%	109.99	110.15
2020/01/07	47846	4178	9.6%	60094	-8876	-12.9%	12248	-13054	-51.6%	107940	-4698	-4.2%	108.46	109.50
2019/12/31	43668	3076	7.6%	68970	-5164	-7.0%	25302	-8240	-24.6%	112638	-2088	-1.8%	108.60	108.10
2019/12/24	40592	-2826	-6.5%	74134	-11346	-13.3%	33542	-8520	-20.3%	114726	-14172	-11.0%	109.38	109.43
2019/12/17	43418	1575	3.8%	85480	-45	-0.1%	42062	-1620	-3.7%	128898	1530	1.2%	109.51	109.50
2019/12/10	41843	-6469	-13.4%	85525	-10610	-11.0%	43682	-4141	-8.7%	127368	-17079	-11.8%	108.80	109.33
2019/12/03	48312	-966	-2.0%	96135	7266	8.2%	47823	8232	20.8%	144447	6300	4.6%	108.64	108.56
2019/11/26	49278	3855	8.5%	88869	8415	10.5%	39591	4560	13.0%	138147	12270	9.7%	109.06	109.46
2019/11/19	45423	1459	3.3%	80454	1493	1.9%	35031	34	0.1%	125877	2952	2.4%	108.55	108.64
2019/11/12	43964	-32	-0.1%	78961	8360	11.8%	34997	8392	31.5%	122925	8328	7.3%	108.97	108.79
2019/11/05	43996	4811	12.3%	70601	11718	19.9%	26605	6907	35.1%	114597	16529	16.9%	109.16	109.21
2019/10/29	39185	-2371	-5.7%	58883	-838	-1.4%	19698	1533	8.4%	98068	-3209	-3.2%	108.87	108.19
2019/10/22	41556	-4860	-10.5%	59721	6664	12.6%	18165	11524	173.5%	101277	1804	1.8%	108.48	108.66
2019/10/15	46416	-6387	-12.1%	53057	11266	27.0%	6641	-17653	-160.3%	99473	4879	5.2%	108.84	108.42
2019/10/08	52803	-5090	-8.8%	41791	-2185	-5.0%	-11012	-2905	-20.9%	94594	-7275	-7.1%	107.07	108.39
2019/10/01	57893	12134	26.5%	43976	11000	33.4%	-13917	1134	8.9%	101869	23134	29.4%	107.76	106.85
2019/09/24	45759	-5083	-10.0%	32976	5996	22.2%	-12783	-11079	-46.4%	78735	913	1.2%	107.11	107.96
2019/09/17	50842	-5737	-10.1%	26980	2992	12.5%	-23862	-8729	-26.8%	77822	-2745	-3.4%	108.12	107.56
2019/09/10	56579	-643	-1.1%	23988	-5552	-18.8%	-32591	4909	17.7%	80567	-6195	-7.1%	107.52	108.12
2019/09/03	57222	-2573	-4.3%	29540	3352	12.8%	-27682	-5925	-17.6%	86762	779	0.9%	105.94	106.93
2019/08/27	59795			26188			-33607			85983			105.76	106.23

JAPANESE YEN - CHICAGO MERCANTILE EXCHANGE  
FUTURES ONLY POSITIONS

— 金曜終値 — 火曜終値 — Short枚数 — Long枚数 ■ 売り越し or 買い越し枚数



EURO FX - CHICAGO MERCANTILE EXCHANGE

Code-099741

2019/08/27 ~ 2020/02/18

2020/02/21 NYクローズ時公表値

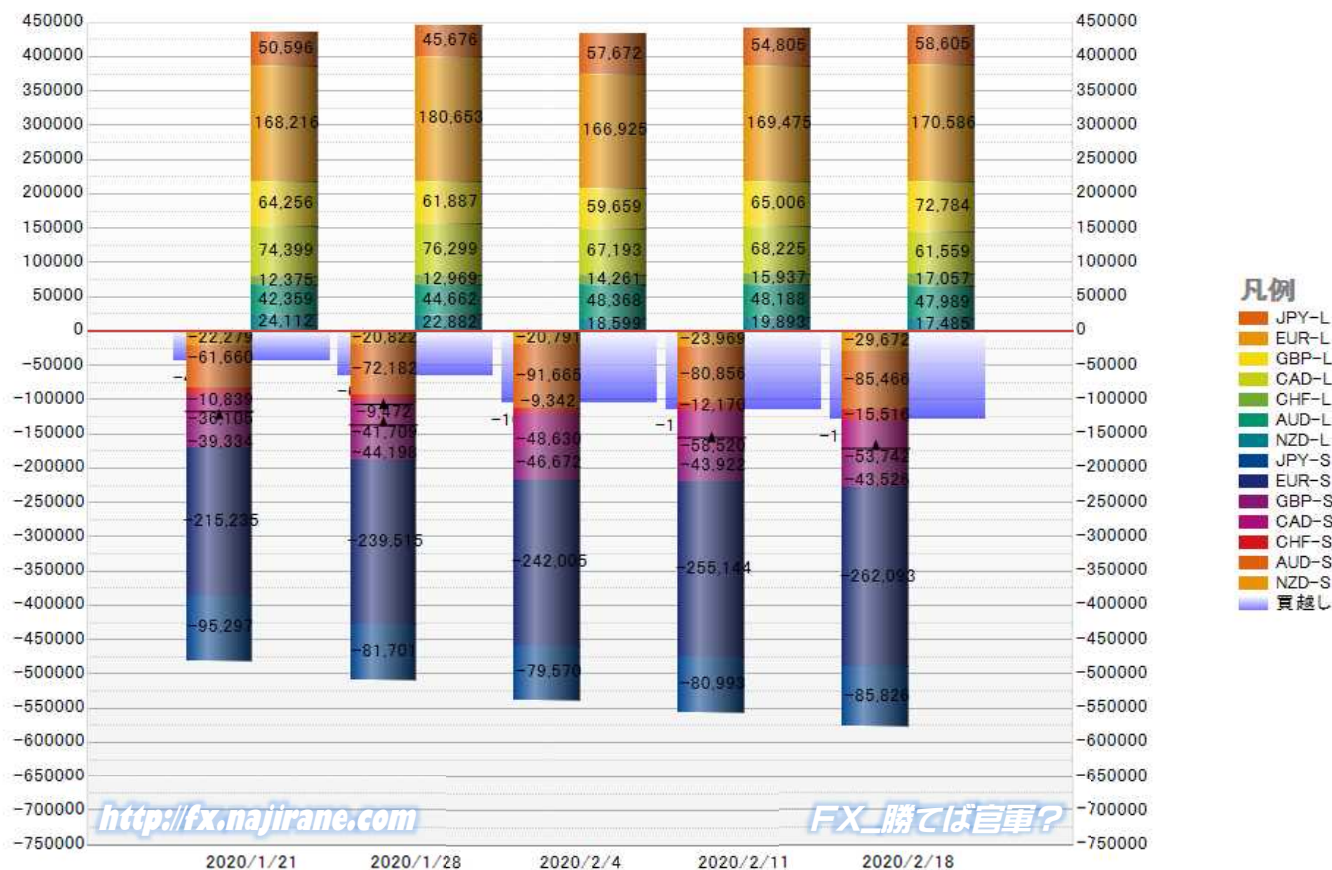
Report_Date	Non Commercial Positions											火曜日 引け値	金曜日 引け値	
	Long	増減		Short	増減		売り越し	増減		売買計	増減			
2020/02/18	170586	1111	0.7%	262093	6949	2.7%	91507	5838	6.8%	432679	8060	1.9%	1.0795	1.0849
2020/02/11	169475	2550	1.5%	255144	13139	5.4%	85669	10589	14.1%	424619	15689	3.8%	1.0919	1.0837
2020/02/04	166925	-13728	-7.6%	242005	2490	1.0%	75080	16218	27.6%	408930	-11238	-2.7%	1.1045	1.0948
2020/01/28	180653	12437	7.4%	239515	24280	11.3%	58862	11843	25.2%	420168	36717	9.6%	1.1022	1.1090
2020/01/21	168216	4335	2.6%	215235	3172	1.5%	47019	-1163	-2.4%	383451	7507	2.0%	1.1083	1.1028
2020/01/14	163881	-932	-0.6%	212063	-14414	-6.4%	48182	-13482	-21.9%	375944	-15346	-3.9%	1.1127	1.1093
2020/01/07	164813	-4039	-2.4%	226477	-16720	-6.9%	61664	-12681	-17.1%	391290	-20759	-5.0%	1.1148	1.1122
2019/12/31	168852	8589	5.4%	243197	9991	4.3%	74345	1402	1.9%	412049	18580	4.7%	1.1213	1.1162
2019/12/24	160263	-5092	-3.1%	233206	2157	0.9%	72943	7249	11.0%	393469	-2935	-0.7%	1.1085	1.1176
2019/12/17	165355	623	0.4%	231049	-1326	-0.6%	65694	-1949	-2.9%	396404	-703	-0.2%	1.1153	1.1076
2019/12/10	164732	340	0.2%	232375	-1066	-0.5%	67643	-1406	-2.0%	397107	-726	-0.2%	1.1093	1.1117
2019/12/03	164392	-5524	-3.3%	233441	2109	0.9%	69049	7633	12.4%	397833	-3415	-0.9%	1.1082	1.1060
2019/11/26	169916	6018	3.7%	231332	4931	2.2%	61416	-1087	-1.7%	401248	10949	2.8%	1.1024	1.1018
2019/11/19	163898	-6352	-3.7%	226401	-1518	-0.7%	62503	4834	8.4%	390299	-7870	-2.0%	1.1078	1.1023
2019/11/12	170250	6067	3.7%	227919	2990	1.3%	57669	-3077	-5.1%	398169	9057	2.3%	1.1012	1.1054
2019/11/05	164183	-2357	-1.4%	224929	5034	2.3%	60746	7391	13.9%	389112	2677	0.7%	1.1075	1.1022
2019/10/29	166540	-2113	-1.3%	219895	192	0.1%	53355	2305	4.5%	386435	-1921	-0.5%	1.1112	1.1166
2019/10/22	168653	13680	8.8%	219703	-10424	-4.5%	51050	-24104	-32.1%	388356	3256	0.8%	1.1125	1.1081
2019/10/15	154973	-7804	-4.8%	230127	-8063	-3.4%	75154	-259	-0.3%	385100	-15867	-4.0%	1.1031	1.1161
2019/10/08	162777	-9481	-5.5%	238190	-46	0.0%	75413	9435	14.3%	400967	-9527	-2.3%	1.0956	1.1036
2019/10/01	172258	11571	7.2%	238236	16827	7.6%	65978	5256	8.7%	410494	28398	7.4%	1.0932	1.0981
2019/09/24	160687	-3585	-2.2%	221409	-11422	-4.9%	60722	-7837	-11.4%	382096	-15007	-3.8%	1.1020	1.0942
2019/09/17	164272	-16263	-9.0%	232831	2454	1.1%	68559	18717	37.6%	397103	-13809	-3.4%	1.1072	1.1018
2019/09/10	180535	-5609	-3.0%	230377	-4903	-2.1%	49842	706	1.4%	410912	-10512	-2.5%	1.1049	1.1076
2019/09/03	186144	12693	7.3%	235280	23025	10.8%	49136	10332	26.6%	421424	35718	9.3%	1.0972	1.1026
2019/08/27	173451			212255			38804			385706			1.1091	1.0990

EURO FX - CHICAGO MERCANTILE EXCHANGE  
FUTURES ONLY POSITIONS



	2020/01/21			2020/01/28			2020/02/04			2020/02/11			2020/02/18		
	Long	Short	売り越し	Long	Short	売り越し	Long	Short	売り越し	Long	Short	売り越し	Long	Short	売り越し
JPY	50596	95297	44701	45676	81701	36025	57672	79570	21898	54805	80993	26188	58605	85826	27221
	前週比 枚数増減 (枚)			-4920	-13596	-8676	11996	-2131	-14127	-2867	1423	4290	3800	4833	1033
	前週比 枚数増減 (%)			-9.7%	-14.3%	-19.4%	26.3%	-2.6%	-39.2%	-5.0%	1.8%	19.6%	6.9%	6.0%	3.9%
EUR	168216	215235	47019	180653	239515	58862	166925	242005	75080	169475	255144	85669	170586	262093	91507
	前週比 枚数増減 (枚)			12437	24280	11843	-13728	2490	16218	2550	13139	10589	1111	6949	5838
	前週比 枚数増減 (%)			7.4%	11.3%	25.2%	-7.6%	1.0%	27.6%	1.5%	5.4%	14.1%	0.7%	2.7%	6.8%
GBP	64256	39334	-24922	61887	44198	-17689	59659	46672	-12987	65006	43922	-21084	72784	43526	-29258
	前週比 枚数増減 (枚)			-2369	4864	-7233	-2228	2474	-4702	5347	-2750	8097	7778	-396	8174
	前週比 枚数増減 (%)			-3.7%	12.4%	-29.0%	-3.6%	5.6%	-26.6%	9.0%	-5.9%	62.3%	12.0%	-0.9%	38.8%
AUD	42359	61660	19301	44662	72182	27520	48368	91665	43297	48188	80856	32668	47989	85466	37477
	前週比 枚数増減 (枚)			2303	10522	8219	3706	19483	15777	-180	-10809	-10629	-199	4610	4809
	前週比 枚数増減 (%)			5.4%	17.1%	42.6%	8.3%	27.0%	57.3%	-0.4%	-11.8%	-24.5%	-0.4%	5.7%	14.7%
CAD	74399	36105	-38294	76299	41709	-34590	67193	48630	-18563	68225	58520	-9705	61559	53742	-7817
	前週比 枚数増減 (枚)			1900	5604	-3704	-9106	6921	-16027	1032	9890	-8858	-6666	-4778	-1888
	前週比 枚数増減 (%)			2.6%	15.5%	-9.7%	-11.9%	16.6%	-46.3%	1.5%	20.3%	-47.7%	-9.8%	-8.2%	-19.5%
CHF	12375	10839	-1536	12969	9472	-3497	14261	9342	-4919	15937	12170	-3767	17057	15516	-1541
	前週比 枚数増減 (枚)			594	-1367	1961	1292	-130	1422	1676	2828	-1152	1120	3346	-2226
	前週比 枚数増減 (%)			4.8%	-12.6%	127.7%	10.0%	-1.4%	40.7%	11.8%	30.3%	-23.4%	7.0%	27.5%	-59.1%
NZD	24112	22279	-1833	22882	20822	-2060	18599	20791	2192	19893	23969	4076	17485	29672	12187
	前週比 枚数増減 (枚)			-1230	-1457	227	-4283	-31	4252	1294	3178	1884	-2408	5703	8111
	前週比 枚数増減 (%)			-5.1%	-6.5%	12.4%	-18.7%	-0.1%	206.4%	7.0%	15.3%	85.9%	-12.1%	23.8%	199.0%
MXN	211681	41710	-169971	207336	36970	-170366	206538	41366	-165172	193940	37614	-156326	192345	39063	-153282
	前週比 枚数増減 (枚)			-4345	-4740	395	-798	4396	-5194	-12598	-3752	-8846	-1595	1449	-3044
	前週比 枚数増減 (%)			-2.1%	-11.4%	0.2%	-0.4%	11.9%	-3.0%	-6.1%	-9.1%	-5.4%	-0.8%	3.9%	-1.9%
Total All 8	647994	522459	-125535	652364	546569	-105795	639215	580041	-59174	635469	593188	-42281	638410	614904	-23506
	前週比 枚数増減 (枚)			4370	24110	-19740	-13149	33472	-46621	-3746	13147	-16893	2941	21716	-18775
	前週比 枚数増減 (%)			0.7%	4.6%	-15.7%	-2.0%	6.1%	-44.1%	-0.6%	2.3%	-28.5%	0.5%	3.7%	-44.4%
Total 7 (MXN除く)	436313	480749	44436	445028	509599	64571	432677	538675	105998	441529	555574	114045	446065	575841	129776
	前週比 枚数増減 (枚)			8715	28850	20135	-12351	29076	41427	8852	16899	8047	4536	20267	15731
	前週比 枚数増減 (%)			2.0%	6.0%	45.3%	-2.8%	5.7%	64.2%	2.0%	3.1%	7.6%	1.0%	3.6%	13.8%

### 直近5週 CFTC IMM主要7通貨の構成



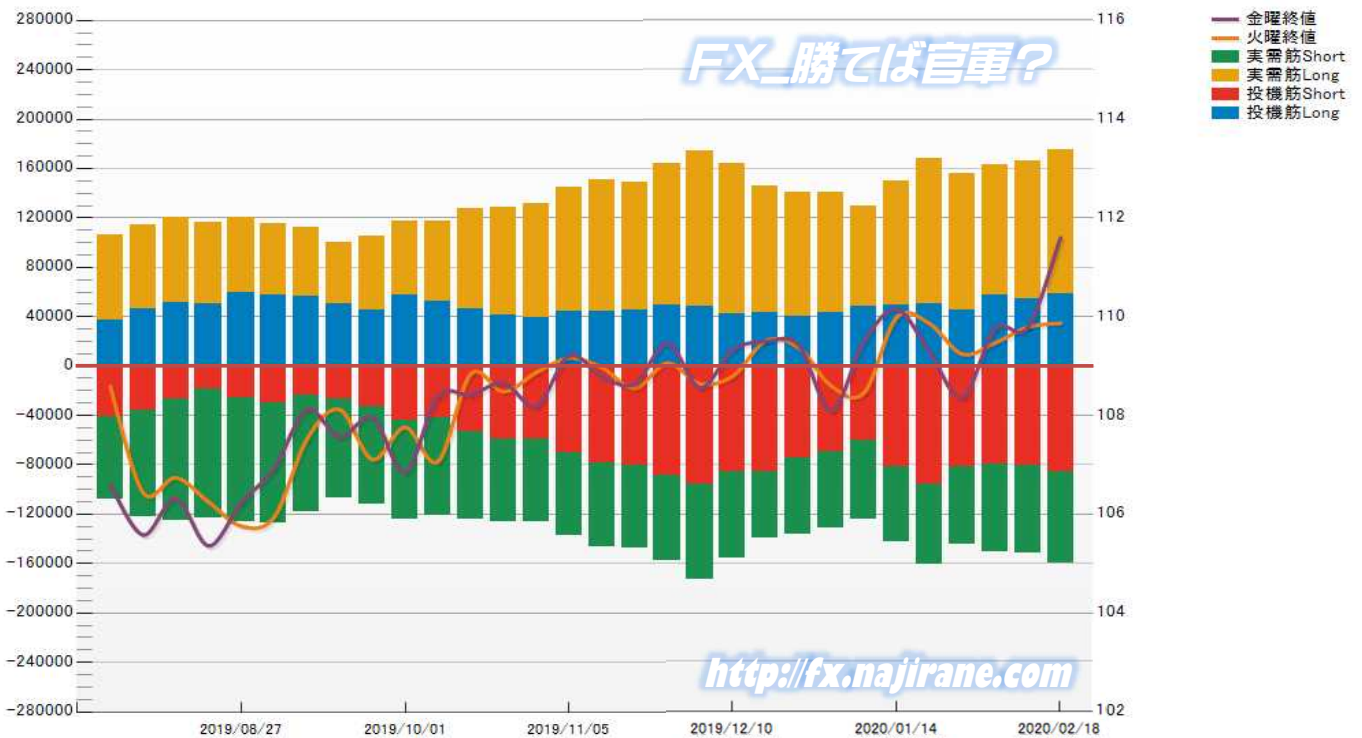


JAPANESE YEN - CHICAGO MERCANTILE EXCHANGE  
FUTURES ONLY POSITIONS

Code-097741  
2020/02/21 公表値

Date	投機筋集計				実需筋集計				投機筋+実需筋合計				ドル円終値	
	円買い	円売り	売り越し	売買計	円買い	円売り	売り越し	売買計	円買い	円売り	売り越し	売買計	火曜締め	金曜締め
2020/02/18	58605	85826	27221	144431	116686	73909	-42777	190595	175291	159735	-15556	335026	109.87	111.60
2020/02/11	54805	80993	26188	135798	111167	70770	-40397	181937	165972	151763	-14209	317735	109.79	109.78
2020/02/04	57672	79570	21898	137242	105438	71114	-34324	176552	163110	150684	-12426	313794	109.47	109.76
2020/01/28	45676	81701	36025	127377	110412	63226	-47186	173638	156088	144927	-11161	301015	109.24	108.36
2020/01/21	50596	95297	44701	145893	117694	65587	-52107	183281	168290	160884	-7406	329174	109.86	109.28
2020/01/14	49720	81150	31430	130870	100226	61710	-38516	161936	149946	142860	-7086	292806	109.99	110.15
2020/01/07	47846	60094	12248	107940	82055	64595	-17460	146650	129901	124689	-5212	254590	108.46	109.50
2019/12/31	43668	68970	25302	112638	97526	62360	-35166	159886	141194	131330	-9864	272524	108.60	108.10
2019/12/24	40592	74134	33542	114726	99923	61911	-38012	161834	140515	136045	-4470	276560	109.38	109.43
2019/12/17	43418	85480	42062	128898	102748	54004	-48744	156752	146166	139484	-6682	285650	109.51	109.50
2019/12/10	41843	85525	43682	127368	122108	70477	-51631	192585	163951	156002	-7949	319953	108.80	109.33
2019/12/03	48312	96135	47823	144447	126334	76981	-49353	203315	174646	173116	-1530	347762	108.64	108.56
2019/11/26	49278	88869	39591	138147	115116	68413	-46703	183529	164394	157282	-7112	321676	109.06	109.46
2019/11/19	45423	80454	35031	125877	102992	67501	-35491	170493	148415	147955	-460	296370	108.55	108.64
2019/11/12	43964	78961	34997	122925	106504	67386	-39118	173890	150468	146347	-4121	296815	108.97	108.79
2019/11/05	43996	70601	26605	114597	101217	66522	-34695	167739	145213	137123	-8090	282336	109.16	109.21
2019/10/29	39185	58883	19698	98068	92543	67446	-25097	159989	131728	126329	-5399	258057	108.87	108.19
2019/10/22	41556	59721	18165	101277	87258	66682	-20576	153940	128814	126403	-2411	255217	108.48	108.66
2019/10/15	46416	53057	6641	99473	81307	71535	-9772	152842	127723	124592	-3131	252315	108.84	108.42
2019/10/08	52803	41791	-11012	94594	64209	79599	15390	143808	117012	121390	4378	238402	107.07	108.39
2019/10/01	57893	43976	-13917	101869	59504	80137	20633	139641	117397	124113	6716	241510	107.76	106.85
2019/09/24	45759	32976	-12783	78735	59437	78841	19404	138278	105196	111817	6621	217013	107.11	107.96
2019/09/17	50842	26980	-23862	77822	49738	80331	30593	130069	100580	107311	6731	207891	108.12	107.56
2019/09/10	56579	23988	-32591	80567	55208	94409	39201	149617	111787	118397	6610	230184	107.52	108.12
2019/09/03	57222	29540	-27682	86762	58451	97429	38978	155880	115673	126969	11296	242642	105.94	106.93
2019/08/27	59795	26188	-33607	85983	60327	99944	39617	160271	120122	126132	6010	246254	105.76	106.23
2019/08/20	49984	18830	-31154	68814	66338	104320	37982	170658	116322	123150	6828	239472	106.25	105.36
2019/08/13	51764	27022	-24742	78786	68708	98250	29542	166958	120472	125272	4800	245744	106.74	106.32
2019/08/06	46225	35664	-10561	81889	67882	86529	18647	154411	114107	122193	8086	236300	106.44	105.58
2019/07/30	37028	41246	4218	78274	69070	66712	-2358	135782	106098	107958	1860	214056	108.59	106.59

JAPANESE YEN - CHICAGO MERCANTILE EXCHANGE  
FUTURES ONLY POSITIONS Code-097741

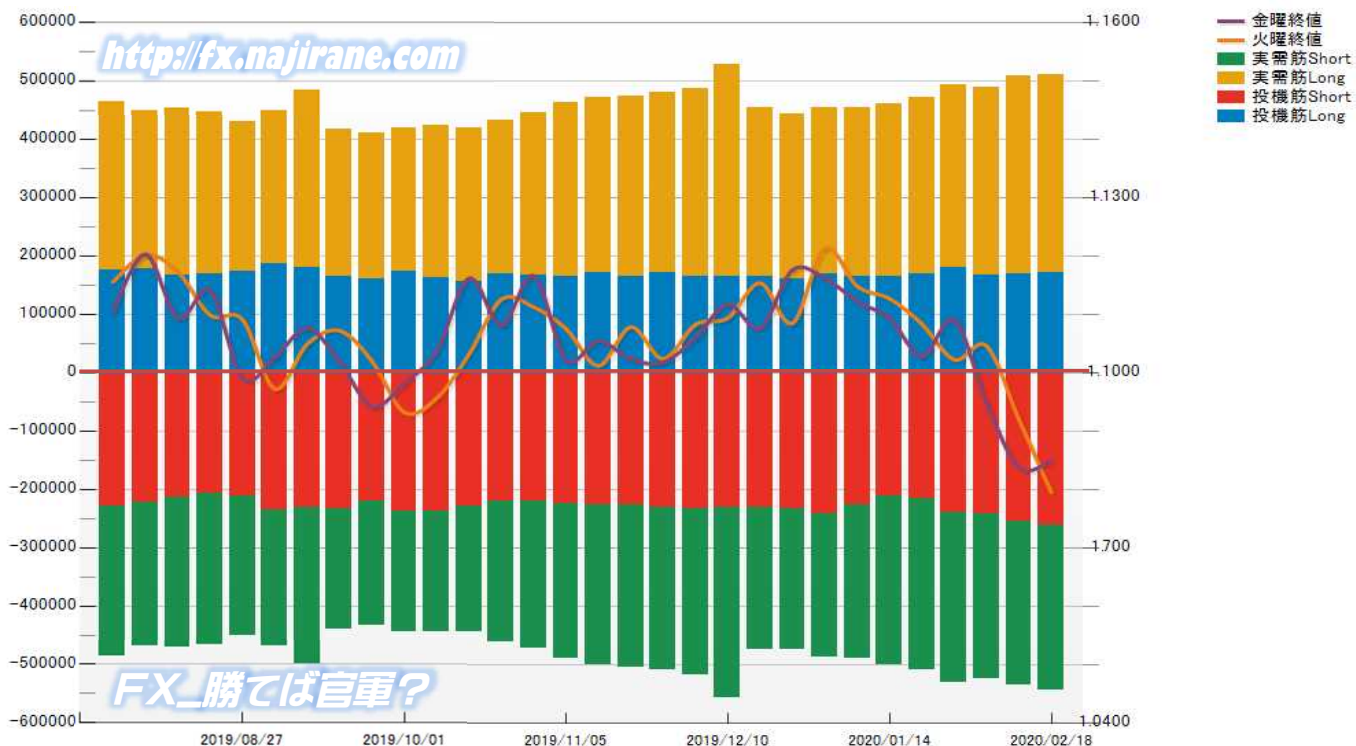


EURO FX - CHICAGO MERCANTILE EXCHANGE  
FUTURES ONLY POSITIONS

Code-099741  
2020/02/21 公表値

Date	投機筋集計				実需筋集計				投機筋+実需筋合計				ユーロドル終値	
	EUR買い	EUR売り	売り越し	売買計	EUR買い	EUR売り	売り越し	売買計	EUR買い	EUR売り	売り越し	売買計	火曜締め	金曜締め
2020/02/18	170586	262093	91507	432679	340245	282010	-58235	622255	510831	544103	33272	1054934	1.0795	1.0849
2020/02/11	169475	255144	85669	424619	338132	281706	-56426	619838	507607	536850	29243	1044457	1.0919	1.0837
2020/02/04	166925	242005	75080	408930	321548	283559	-37989	605107	488473	525564	37091	1014037	1.1045	1.0948
2020/01/28	180653	239515	58862	420168	311346	291195	-20151	602541	491999	530710	38711	1022709	1.1022	1.1090
2020/01/21	168216	215235	47019	383451	302385	295283	-7102	597668	470601	510518	39917	981119	1.1083	1.1028
2020/01/14	163881	212063	48182	375944	297419	288854	-8565	586273	461300	500917	39617	962217	1.1127	1.1093
2020/01/07	164813	226477	61664	391290	288408	263100	-25308	551508	453221	489577	36356	942798	1.1148	1.1122
2019/12/31	168852	243197	74345	412049	285490	245540	-39950	531030	454342	488737	34395	943079	1.1213	1.1162
2019/12/24	160263	233206	72943	393469	282401	241064	-41337	523465	442664	474270	31606	916934	1.1085	1.1176
2019/12/17	165355	231049	65694	396404	288313	244275	-44038	532588	453668	475324	21656	928992	1.1153	1.1076
2019/12/10	164732	232375	67643	397107	363680	325511	-38169	689191	528412	557886	29474	1086298	1.1093	1.1117
2019/12/03	164392	233441	69049	397833	321158	285706	-35452	606864	485550	519147	33597	1004697	1.1082	1.1060
2019/11/26	169916	231332	61416	401248	308994	277623	-31371	586617	478910	508955	30045	987865	1.1024	1.1018
2019/11/19	163898	226401	62503	390299	310291	278082	-32209	588373	474189	504483	30294	978672	1.1078	1.1023
2019/11/12	170250	227919	57669	398169	300579	273909	-26670	574488	470829	501828	30999	972657	1.1012	1.1054
2019/11/05	164183	224929	60746	389112	297733	265666	-32067	563399	461916	490595	28679	952511	1.1075	1.1022
2019/10/29	166540	219895	53355	386435	277771	251937	-25834	529708	444311	471832	27521	916143	1.1112	1.1166
2019/10/22	168653	219703	51050	388356	264350	242340	-22010	506690	433003	462043	29040	895046	1.1125	1.1081
2019/10/15	154973	230127	75154	385100	263082	214307	-48775	477389	418055	444434	26379	862489	1.1031	1.1161
2019/10/08	162777	238190	75413	400967	260777	206186	-54591	466963	423554	444376	20822	867930	1.0956	1.1036
2019/10/01	172258	238236	65978	410494	247476	206802	-40674	454278	419734	445038	25304	864772	1.0932	1.0981
2019/09/24	160687	221409	60722	382096	250286	211326	-38960	461612	410973	432735	21762	843708	1.1020	1.0942
2019/09/17	164272	232831	68559	397103	252628	207122	-45506	459750	416900	439953	23053	856853	1.1072	1.1018
2019/09/10	180535	230377	49842	410912	303836	270876	-32960	574712	484371	501253	16882	985624	1.1049	1.1076
2019/09/03	186144	235280	49136	421424	263544	236079	-27465	499623	449688	471359	21671	921047	1.0972	1.1026
2019/08/27	173451	212255	38804	385706	255401	239344	-16057	494745	428852	451599	22747	880451	1.1091	1.0990
2019/08/20	168455	206432	37977	374887	278685	262478	-16207	541163	447140	468910	21770	916050	1.1098	1.1140
2019/08/13	167214	213863	46649	381077	286585	259479	-27106	546064	453799	473342	19543	927141	1.1173	1.1093
2019/08/06	177988	221998	44010	399986	272245	248980	-23265	521225	450233	470978	20745	921211	1.1202	1.1203
2019/07/30	175132	229115	53983	404247	289310	258340	-30970	547650	464442	487455	23013	951897	1.1155	1.1106

EURO FX - CHICAGO MERCANTILE EXCHANGE  
FUTURES ONLY POSITIONS Code-099741



# CME Daily Volume

FX\_勝てば官軍?

<http://fx.najirane.com>

AUS Dollar		MONTHLY OPTIONS	FUTURE	WEEKLY FRIDAY OPTIONS					参考レート	
Date				WK 1	WK 2	WK 3	WK 4	WK 5	Open	Close
2020/2/20 (木)	10733	---	---	---	195	1393	1283	---	0.6677	0.6612
2020/2/19 (水)	4421	---	---	---	262	669	672	---	0.6687	0.6677
2020/2/18 (火)	4904	---	---	---	16	703	404	---	0.6713	0.6687
2020/2/14 (金)	4644	---	---	---	107	429	297	---	0.6717	0.6713
2020/2/13 (木)	4059	---	---	---	320	495	60	---	0.6735	0.6717
2020/2/12 (水)	4740	---	---	---	1080	488	55	---	0.6715	0.6735
2020/2/11 (火)	7233	---	---	---	560	44	39	---	0.6685	0.6715
2020/2/10 (月)	6632	---	---	---	855	958	211	---	0.6674	0.6685
2020/2/7 (金)	6945	---	---	---	1529	357	38	---	0.6732	0.6677
2020/2/6 (木)	1981	---	---	---	837	61	306	---	0.6747	0.6734

CAN Dollar		MONTHLY OPTIONS	FUTURE	WEEKLY FRIDAY OPTIONS					参考レート	
Date				WK 1	WK 2	WK 3	WK 4	WK 5	Open	Close
2020/2/20 (木)	---	---	---	---	202	297	1309	0	0.7561	0.7543
2020/2/19 (水)	---	---	---	---	100	177	619	0	0.7544	0.7561
2020/2/18 (火)	---	---	---	---	56	1470	68	0	0.7556	0.7544
2020/2/14 (金)	---	---	---	---	886	3094	141	0	0.7538	0.7548
2020/2/13 (木)	---	---	---	---	992	927	10	0	0.7547	0.7537
2020/2/12 (水)	---	---	---	---	1078	42	168	0	0.7526	0.7546
2020/2/11 (火)	---	---	---	---	525	43	0	0	0.7509	0.7526
2020/2/10 (月)	---	---	---	---	187	1	0	0	0.7515	0.7509
2020/2/7 (金)	---	---	---	---	2900	74	379	0	0.7527	0.7517
2020/2/6 (木)	---	---	---	---	1014	69	1	0	0.7528	0.7526

SWISS FRANC		MONTHLY OPTIONS	FUTURE	WEEKLY FRIDAY OPTIONS					参考レート	
Date				WK 1	WK 2	WK 3	WK 4	WK 5	Open	Close
2020/2/20 (木)	35842	---	---	---	---	---	---	---	1.0167	1.0163
2020/2/19 (水)	23955	---	---	---	---	---	---	---	1.0173	1.0167
2020/2/18 (火)	36644	---	---	---	---	---	---	---	1.0197	1.0174
2020/2/14 (金)	30289	---	---	---	---	---	---	---	1.0211	1.0184
2020/2/13 (木)	31386	---	---	---	---	---	---	---	1.0223	1.0213
2020/2/12 (水)	22175	---	---	---	---	---	---	---	1.0250	1.0223
2020/2/11 (火)	25110	---	---	---	---	---	---	---	1.0233	1.0250
2020/2/10 (月)	26404	---	---	---	---	---	---	---	1.0234	1.0234
2020/2/7 (金)	27773	---	---	---	---	---	---	---	1.0259	1.0230
2020/2/6 (木)	20720	---	---	---	---	---	---	---	1.0271	1.0259

EU EURO		MONTHLY OPTIONS	FUTURE	WEEKLY FRIDAY OPTIONS					参考レート	
Date				WK 1	WK 2	WK 3	WK 4	WK 5	Open	Close
2020/2/20 (木)	22071	---	---	---	670	2391	3908	---	1.0809	1.0788
2020/2/19 (水)	21781	---	---	---	701	2990	1849	---	1.0795	1.0809
2020/2/18 (火)	28825	---	---	---	847	5049	2323	---	1.0837	1.0795
2020/2/14 (金)	17187	---	---	---	1495	8055	1172	---	1.0841	1.0837
2020/2/13 (木)	30320	---	---	---	3578	3717	1433	---	1.0872	1.0841
2020/2/12 (水)	20439	---	---	---	3862	1157	361	---	1.0919	1.0872
2020/2/11 (火)	14088	---	---	---	2132	488	228	---	1.0912	1.0919
2020/2/10 (月)	24879	---	---	---	5263	994	105	---	1.0945	1.0911
2020/2/7 (金)	20855	---	---	---	10167	367	371	---	1.0981	1.0948
2020/2/6 (木)	25001	---	---	---	4551	648	2706	---	1.1000	1.0981

GB POUND		MONTHLY OPTIONS	FUTURE	WEEKLY FRIDAY OPTIONS					参考レート	
Date				WK 1	WK 2	WK 3	WK 4	WK 5	Open	Close
2020/2/20 (木)	110978	---	---	---	540	237	141	---	1.2921	1.2880
2020/2/19 (水)	116360	---	---	---	3	1070	214	---	1.3000	1.2921
2020/2/18 (火)	144147	---	---	---	583	326	527	---	1.3004	1.3000
2020/2/14 (金)	91922	---	---	---	2971	774	13	---	1.3042	1.3048
2020/2/13 (木)	156181	---	---	---	1497	237	30	---	1.2959	1.3042
2020/2/12 (水)	91349	---	---	---	825	253	2	---	1.2957	1.2960
2020/2/11 (火)	93521	---	---	---	94	45	21	---	1.2914	1.2957
2020/2/10 (月)	96427	---	---	---	94	59	147	---	1.2888	1.2914
2020/2/7 (金)	96880	---	---	---	865	114	2	---	1.2929	1.2885
2020/2/6 (木)	90322	---	---	---	68	47	---	---	1.3000	1.2928

JP YEN		MONTHLY OPTIONS	FUTURE	WEEKLY FRIDAY OPTIONS					参考レート		
Date				WK 1	WK 2	WK 3	WK 4	WK 5	Open	Close	
2020/2/20 (木)	---	255313	---	---	0	1127	2234	6048	0	111.25	112.05
2020/2/19 (水)	---	234377	---	---	0	1266	3588	1119	0	109.87	111.25
2020/2/18 (火)	---	170573	---	---	0	301	1376	40	0	109.86	109.87
2020/2/14 (金)	---	95665	---	---	0	710	6024	265	0	109.82	109.78
2020/2/13 (木)	---	139159	---	---	0	750	2399	90	0	110.08	109.82
2020/2/12 (水)	---	108025	---	---	0	890	402	165	0	109.79	110.08
2020/2/11 (火)	---	85190	---	---	0	1443	70	36	0	109.76	109.79
2020/2/10 (月)	---	107248	---	---	0	164	105	4	0	109.72	109.76
2020/2/7 (金)	---	155220	---	---	0	5425	164	208	0	109.99	109.76
2020/2/6 (木)	---	124471	---	---	0	2046	108	9	0	109.80	109.99

MEX PESO		MONTHLY OPTIONS	FUTURE	WEEKLY FRIDAY OPTIONS					参考レート	
Date				WK 1	WK 2	WK 3	WK 4	WK 5	Open	Close
2020/2/20 (木)	73	76703	---	---	---	---	---	---	5.3854	5.3075
2020/2/19 (水)	0	31722	---	---	---	---	---	---	5.3787	5.3854
2020/2/18 (火)	17	55635	---	---	---	---	---	---	5.3886	5.3787
2020/2/14 (金)	1	30185	---	---	---	---	---	---	5.3747	5.3913
2020/2/13 (木)	9	49408	---	---	---	---	---	---	5.3690	5.3747
2020/2/12 (水)	11	35218	---	---	---	---	---	---	5.3577	5.3690
2020/2/11 (火)	6	39971	---	---	---	---	---	---	5.3448	5.3577
2020/2/10 (月)	20	46175	---	---	---	---	---	---	5.3218	5.3448
2020/2/7 (金)	1	62568	---	---	---	---	---	---	5.3595	5.3271
2020/2/6 (木)	1	52856	---	---	---	---	---	---	5.3779	5.3595

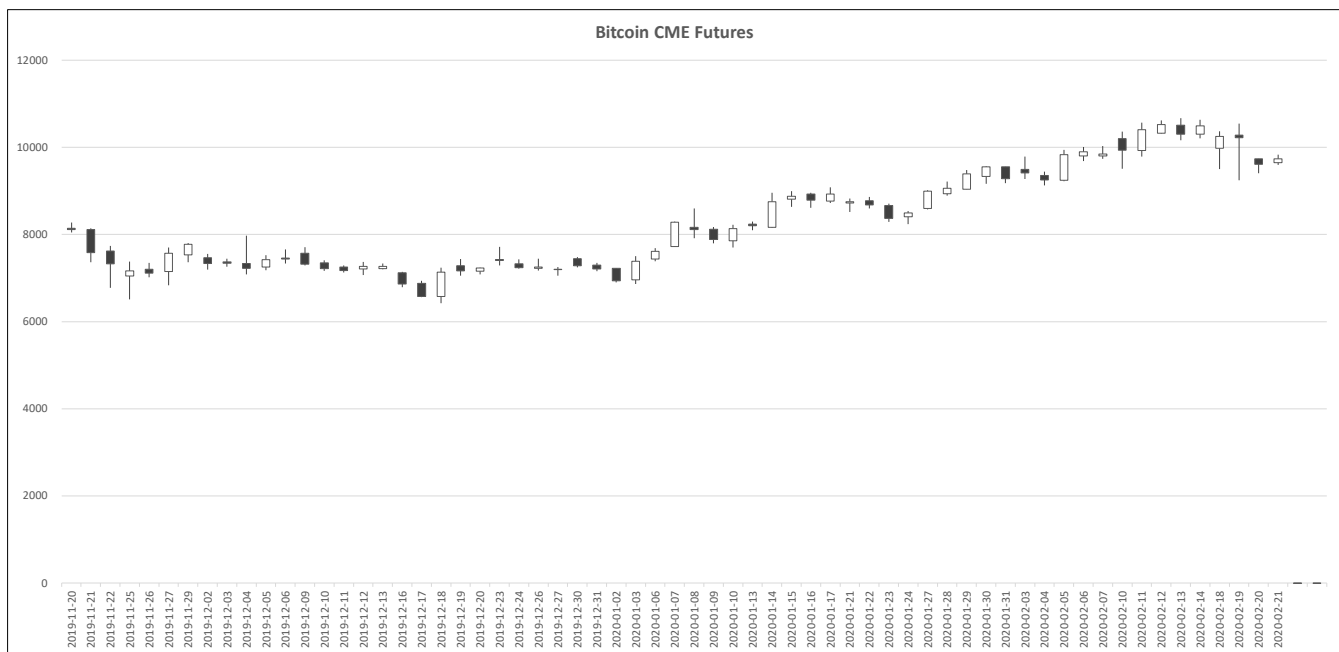
  

NZ DOLLAR		MONTHLY OPTIONS	FUTURE	WEEKLY FRIDAY OPTIONS					参考レート	
Date				WK 1	WK 2	WK 3	WK 4	WK 5	Open	Close
2020/2/20 (木)	500	38142	---	---	---	---	---	---	0.6383	0.6333
2020/2/19 (水)	0	22642	---	---	---	---	---	---	0.6386	0.6383
2020/2/18 (火)	601	39397	---	---	---	---	---	---	0.6439	0.6386
2020/2/14 (金)	0	20320	---	---	---	---	---	---	0.6440	0.6432
2020/2/13 (木)	0	26249	---	---	---	---	---	---	0.6462	0.6440
2020/2/12 (水)	205	37547	---	---	---	---	---	---	0.6403	0.6463
2020/2/11 (火)	304	28309	---	---	---	---	---	---	0.6384	0.6403
2020/2/10 (月)	22	28252	---	---	---	---	---	---	0.6408	0.6385
2020/2/7 (金)	0	28618	---	---	---	---	---	---	0.6460	0.6400
2020/2/6 (木)	0	19800	---	---	---	---	---	---	0.6478	0.6460

# Bitcoin CME Futures (当月及び限月別)

※取引単位=5ビットコイン (CME CFビットコイン参考基準レート=BRRを対象)

Date	当月(2020/02)							2020/02		2020/03		2020/04		2020/05		2020/06	
	Open	High	Low	Close	Volume	OpenInt	Close	Volume	Close	Volume	Close	Volume	Close	Volume	Close	Volume	
2019-11-20	8145	8275	8045	8110	4502	3270	0	0	8340	20	0	0	0	0	0	0	
2019-11-21	8110	8140	7360	7580	6360	3349	0	0	7795	43	0	0	0	0	0	0	
2019-11-22	7620	7735	6775	7330	11537	3349	0	0	7470	91	0	0	0	0	0	0	
2019-11-25	7050	7375	6510	7165	11465	3541	0	0	7315	95	0	0	0	0	0	0	
2019-11-26	7205	7345	7015	7115	6722	3554	0	0	7250	19	0	0	0	0	0	0	
2019-11-27	7150	7700	6835	7570	11761	3390	0	0	7755	58	0	0	0	0	0	0	
2019-11-29	7530	7805	7365	7776	4992	2822	7840	0	7930	15	0	0	0	0	0	0	
2019-12-02	7465	7555	7195	7335	4506	2982	7450	31	7490	6	0	0	0	0	0	0	
2019-12-03	7370	7445	7260	7340	1825	2983	7455	5	7485	32	0	0	0	0	0	0	
2019-12-04	7335	7970	7085	7220	9089	3019	7305	16	7350	34	0	0	0	0	0	0	
2019-12-05	7255	7525	7180	7420	4555	2915	7505	4	7550	20	0	0	0	0	0	0	
2019-12-06	7435	7655	7335	7460	3582	2966	7555	0	7600	9	0	0	0	0	0	0	
2019-12-09	7570	7705	7290	7320	3636	3086	7425	0	7460	31	0	0	0	0	0	0	
2019-12-10	7345	7410	7165	7215	3515	3232	7310	0	7370	15	0	0	0	0	0	0	
2019-12-11	7250	7290	7130	7175	3191	3250	7260	1	7325	35	0	0	0	0	0	0	
2019-12-12	7210	7370	7070	7265	4699	3226	7335	5	7415	25	0	0	0	0	0	0	
2019-12-13	7215	7335	7200	7265	3980	3208	7345	9	7360	41	0	0	0	0	0	0	
2019-12-16	7120	7145	6790	6860	8223	3357	6920	17	6925	191	6950	6965	17	0	0	0	
2019-12-17	6880	6940	6560	6580	6716	3840	6635	43	6645	192	6670	6685	0	0	0	0	
2019-12-18	6575	7235	6420	7135	13137	3530	7185	38	7205	310	7225	7245	0	0	0	0	
2019-12-19	7280	7440	7055	7165	5021	3497	7225	22	7270	135	7295	7305	0	0	0	0	
2019-12-20	7160	7235	7085	7230	3323	3535	7290	15	7325	63	7350	7365	0	0	0	0	
2019-12-23	7420	7715	7290	7410	9514	3532	7495	31	7535	164	7560	7605	0	0	0	0	
2019-12-24	7330	7430	7215	7235	4255	3541	7320	27	7350	67	7375	7420	0	0	0	0	
2019-12-26	7220	7445	7170	7250	5591	3396	7345	17	7385	70	7420	7460	0	0	0	0	
2019-12-27	7195	7255	7055	7204	4573	2873	7310	16	7340	116	7435	7415	0	0	0	0	
2019-12-30	7445	7480	7245	7285	3179	3044	7330	12	7385	47	7420	7485	0	0	0	0	
2019-12-31	7295	7350	7160	7210	3123	3186	7240	98	7285	72	7295	7405	7500	0	0	0	
2020-01-02	7225	7225	6900	6940	4964	3650	6985	150	7040	60	7115	7150	7175	0	0	0	
2020-01-03	6960	7500	6860	7385	9169	3713	7415	391	7455	119	7500	7570	7595	2	0	0	
2020-01-06	7435	7685	7385	7615	6664	4329	7655	211	7710	349	7740	7805	7810	0	0	0	
2020-01-07	7725	8300	7725	8280	12325	5400	8315	484	8350	315	8380	8445	8475	0	0	0	
2020-01-08	8165	8595	7915	8110	17042	5093	8160	543	8225	166	8250	8335	8350	1	0	0	
2020-01-09	8120	8170	7800	7885	10597	4911	7935	155	7985	42	8020	8100	8110	1	0	0	
2020-01-10	7855	8220	7700	8135	13522	5166	8180	271	8235	138	8275	8350	8360	2	0	0	
2020-01-13	8235	8300	8100	8200	3520	4949	8260	210	8330	100	8360	8410	8450	0	0	0	
2020-01-14	8165	8955	8150	8750	14807	5405	8830	820	8935	458	8985	9050	9085	8	0	0	
2020-01-15	8810	8995	8635	8880	7593	5258	8950	280	9045	259	9090	9145	9180	35	0	0	
2020-01-16	8925	8955	8615	8790	6265	5172	8850	289	8930	142	8985	9035	9060	16	0	0	
2020-01-17	8765	9085	8720	8925	7245	5329	8995	191	9075	150	9130	9185	9225	8	0	0	
2020-01-21	8720	8825	8515	8750	8117	5139	8795	383	8865	266	8915	8970	9010	1	0	0	
2020-01-22	8775	8865	8600	8680	4952	5016	8740	129	8825	100	8875	8930	8970	1	0	0	
2020-01-23	8665	8705	8290	8370	14502	4399	8430	419	8485	235	8535	8590	8630	1	0	0	
2020-01-24	8410	8540	8235	8495	10576	4467	8545	575	8615	152	8665	8720	8760	3	0	0	
2020-01-27	8595	9020	8575	8995	14102	4994	9075	587	9175	324	9225	9280	9320	3	0	0	
2020-01-28	8935	9215	8895	9060	17425	4917	9175	1182	9275	352	9325	9380	9420	1	0	0	
2020-01-29	9040	9480	9040	9390	13815	5171	9525	1328	9620	344	9685	9750	9795	1	0	0	
2020-01-30	9335	9570	9160	9555	18070	4759	9730	2737	9815	274	9875	9935	9970	7	0	0	
2020-01-31	9555	9555	9180	9278	9639	4074	9440	9428	9535	177	9590	9650	9680	26	0	0	
2020-02-03	9495	9790	9270	9410	9210	4143	9410	8918	9510	274	9570	9635	9665	0	0	0	
2020-02-04	9355	9440	9130	9255	8390	4367	9255	8189	9360	199	9420	9485	9525	0	0	0	
2020-02-05	9245	9945	9220	9830	14938	5186	9830	14307	9940	498	10020	10085	10125	16	0	0	
2020-02-06	9800	10010	9685	9895	12886	5320	9895	12014	10025	703	10105	10180	10215	4	0	0	
2020-02-07	9805	10030	9740	9845	8887	5181	9845	8523	9980	343	10055	10135	10170	10	0	0	
2020-02-10	10200	10360	9510	9935	7263	5255	9935	6779	10100	387	10190	10270	10305	58	0	0	
2020-02-11	9930	10570	9790	10405	16558	6106	10405	15832	10585	678	10695	10775	10810	11	0	0	
2020-02-12	10325	10620	10315	10525	13378	6040	10525	13010	10730	363	10875	11005	11040	3	0	0	
2020-02-13	10505	10670	10160	10305	16766	6086	10305	16242	10490	486	10620	10710	10865	2	0	0	
2020-02-14	10305	10635	10210	10495	9261	6512	10495	8771	10675	456	10795	10875	11030	4	0	0	
2020-02-18	9980	10365	9505	10250	23036	6463	10250	20878	10415	2045	10535	10635	10790	8	0	0	
2020-02-19	10280	10545	9245	10225	9882	6621	10225	9019	10395	742	10515	10615	10720	4	0	0	
2020-02-20	9735	9735	9405	9615	4397	6310	9615	3918	9760	441	9865	9965	10025	9	0	0	
2020-02-21	9650	9830	9600	9740	2433	0	9740	2125	9885	267	10005	10065	10165	1	0	0	
---	---	---	---	---	---	---	---	---	---	---	---	---	---	---	---	---	



# 過去5日及び過去4週の4本値と各種ピボット

# 2020/02/17 ~ 2020/02/21

USD/JPY										Demark				Pivot				Fibonacci Zone																			
当日のOHLCLから計算される翌日の										TD Range Projection				TD pivot points		StopLoss		Support		Pivot		Resistance		StopLoss		3-days AVG		Support Zone 2		Support Zone 1		BP		Resistance Zone 1		Resistance Zone 2	
日足	Open	High	Low	Close	値幅/日	引け形態	真の高値	真の安値	予想高値	予想安値	予想高値	予想安値	LBOP	S2	S1	PP	R1	R2	LBOP	HBOP	3-days AVG	Support Zone 2	Support Zone 1	BP	Resistance Zone 1	Resistance Zone 2											
2020/02/17	109.78	109.96	109.72	109.86	24p	陽線引け	-	-	-	-	-	-	109.49	109.61	109.73	109.85	109.98	110.09	110.22	-	-	-	-	-	-	-	109.51 ~ 109.61	109.70 ~ 109.73	109.85	109.97 ~ 110.00	110.09 ~ 110.18						
2020/02/18	109.86	109.95	109.66	109.87	28p	陽線引け	109.95	109.66	110.05	109.76	110.05	109.76	109.42	109.54	109.70	109.83	109.99	110.11	110.27	-	-	-	-	-	-	-	109.43 ~ 109.54	109.65 ~ 109.68	109.83	109.97 ~ 110.00	110.11 ~ 110.22						
2020/02/19	109.87	111.59	109.86	111.25	173p	陽線引け	111.59	109.86	112.29	110.55	112.29	110.55	108.47	109.17	110.21	110.90	111.94	112.63	113.67	110.19	Bull	110.19	110.19	110.19	110.19	110.19	108.50 ~ 109.17	109.83 ~ 110.03	110.90	111.77 ~ 111.97	112.63 ~ 113.30						
2020/02/20	111.25	112.22	111.11	112.05	111p	陽線引け	112.22	111.11	112.69	111.58	112.69	111.58	110.26	110.69	111.37	111.79	112.48	112.90	113.58	110.84	Bull	110.84	110.84	110.84	110.84	110.84	110.26 ~ 110.69	111.11 ~ 111.24	111.79	112.35 ~ 112.48	112.90 ~ 113.33						
2020/02/21	112.05	112.19	111.49	111.60	70p	陽線引け	112.19	111.49	111.89	111.20	111.89	111.20	110.64	111.06	111.33	111.76	112.03	112.46	112.72	111.48	Bull	111.48	111.48	111.48	111.48	111.48	110.80 ~ 111.06	111.33 ~ 111.41	111.76	112.11 ~ 112.19	112.46 ~ 112.72						
週足	Open	High	Low	Close	値幅/週	引け形態	真の高値	真の安値	予想高値	予想安値	予想高値	予想安値	LBOP	S2	S1	PP	R1	R2	HBOP	3-days AVG	Support Zone 2	Support Zone 1	BP	Resistance Zone 1	Resistance Zone 2												
2020/01/27 ~ 2020/01/31	108.91	109.27	108.31	108.36	95p	陽線引け	-	-	-	-	-	-	107.07	107.69	108.03	108.65	108.98	109.60	109.93	-	-	-	-	-	-	107.33 ~ 107.69	108.06 ~ 108.17	108.65	109.12 ~ 109.23	109.60 ~ 109.96							
2020/02/03 ~ 2020/02/07	108.34	110.03	108.33	109.76	170p	陽線引け	110.03	108.31	110.75	109.04	110.74	109.04	107.02	107.69	108.03	108.65	110.41	111.07	112.11	-	-	-	-	-	-	107.03 ~ 107.67	108.32 ~ 108.52	109.37	110.22 ~ 110.42	111.07 ~ 111.72							
2020/02/10 ~ 2020/02/14	109.72	110.13	109.56	109.78	57p	陽線引け	110.13	109.56	110.24	109.67	110.24	109.67	108.95	109.26	109.52	109.83	110.09	110.40	110.66	109.28	Bull	109.28	109.28	109.28	109.28	109.28	109.04 ~ 109.26	109.47 ~ 109.54	109.83	110.11 ~ 110.18	110.40 ~ 110.61						
2020/02/17 ~ 2020/02/21	109.78	112.22	109.66	111.60	256p	陽線引け	112.22	109.66	113.19	110.63	113.19	110.63	107.54	108.60	110.10	111.16	112.66	113.72	115.22	110.12	Bull	110.12	110.12	110.12	110.12	110.12	107.62 ~ 108.60	109.58 ~ 109.88	111.16	112.44 ~ 112.74	113.72 ~ 114.70						

EUR/JPY										Demark				Pivot				Fibonacci Zone																			
当日のOHLCLから計算される翌日の										TD Range Projection				TD pivot points		StopLoss		Support		Pivot		Resistance		StopLoss		3-days AVG		Support Zone 2		Support Zone 1		BP		Resistance Zone 1		Resistance Zone 2	
日足	Open	High	Low	Close	値幅/日	引け形態	真の高値	真の安値	予想高値	予想安値	予想高値	予想安値	LBOP	S2	S1	PP	R1	R2	LBOP	HBOP	3-days AVG	Support Zone 2	Support Zone 1	BP	Resistance Zone 1	Resistance Zone 2											
2020/02/17	119.00	119.20	118.91	119.06	29p	陽線引け	-	-	-	-	-	-	118.63	118.77	118.91	119.06	119.20	119.34	119.49	-	-	-	-	-	-	-	118.66 ~ 118.77	118.88 ~ 118.91	119.06	119.20 ~ 119.23	119.34 ~ 119.45						
2020/02/18	119.06	119.06	118.47	118.60	59p	陽線引け	119.06	118.47	118.83	118.24	118.83	118.24	117.77	118.12	118.36	118.71	118.95	119.30	119.54	-	-	-	-	-	-	-	117.89 ~ 118.12	118.35 ~ 118.41	118.71	119.01 ~ 119.08	119.30 ~ 119.53						
2020/02/19	118.60	120.49	118.59	120.24	190p	陽線引け	120.49	118.59	121.31	119.41	121.31	119.41	117.16	117.87	119.06	119.77	120.96	121.67	122.85	119.18	Bull	119.18	119.18	119.18	119.18	119.18	117.15 ~ 117.87	118.60 ~ 118.82	119.77	120.72 ~ 120.95	121.67 ~ 122.40						
2020/02/20	120.23	121.38	120.10	120.89	129p	陽線引け	121.38	120.10	121.78	120.49	121.78	120.49	118.91	119.50	120.20	120.79	121.48	122.08	122.77	119.76	Bull	119.76	119.76	119.76	119.76	119.76	119.01 ~ 119.50	119.99 ~ 120.15	120.79	121.43 ~ 121.58	122.08 ~ 122.57						
2020/02/21	120.87	121.35	120.36	121.08	99p	陽線引け	121.35	120.36	121.71	120.72	121.71	120.72	119.51	119.93	120.50	120.93	121.50	121.92	122.49	120.50	Bull	120.50	120.50	120.50	120.50	120.50	119.55 ~ 119.93	120.31 ~ 120.43	120.93	121.42 ~ 121.54	121.92 ~ 122.30						
週足	Open	High	Low	Close	値幅/週	引け形態	真の高値	真の安値	予想高値	予想安値	予想高値	予想安値	LBOP	S2	S1	PP	R1	R2	HBOP	3-days AVG	Support Zone 2	Support Zone 1	BP	Resistance Zone 1	Resistance Zone 2												
2020/01/27 ~ 2020/01/31	120.14	120.43	119.78	120.17	64p	陽線引け	-	-	-	-	-	-	119.18	119.48	119.83	120.13	120.47	120.77	121.12	-	-	-	-	-	-	119.23 ~ 119.48	119.73 ~ 119.80	120.13	120.45 ~ 120.52	120.77 ~ 121.02							
2020/02/03 ~ 2020/02/07	120.10	121.15	119.92	120.16	123p	陽線引け	121.15	119.78	121.34	119.97	121.27	120.04	118.44	119.18	119.67	120.41	120.90	121.64	122.13	-	-	-	-	-	-	118.71 ~ 119.18	119.65 ~ 119.80	120.41	121.03 ~ 121.17	121.64 ~ 122.11							
2020/02/10 ~ 2020/02/14	120.08	120.33	118.87	118.97	146p	陽線引け	120.33	118.87	119.65	118.19	119.65	118.19	116.99	117.93	118.45	119.39	119.91	120.85	121.37	119.98	Bear	119.98	119.98	119.98	119.98	119.98	117.37 ~ 117.93	118.49 ~ 118.66	119.39	120.12 ~ 120.29	120.85 ~ 121.41						
2020/02/17 ~ 2020/02/21	119.00	121.38	118.47	121.08	291p	陽線引け	121.38	118.47	122.69	119.77	122.69	119.77	116.33	117.40	119.24	120.31	122.15	123.22	125.06	120.04	Bull	120.04	120.04	120.04	120.04	120.04	116.29 ~ 117.40	118.51 ~ 118.85	120.31	121.77 ~ 122.11	123.22 ~ 124.33						

EUR/USD										Demark				Pivot				Fibonacci Zone																			
当日のOHLCLから計算される翌日の										TD Range Projection				TD pivot points		StopLoss		Support		Pivot		Resistance		StopLoss		3-days AVG		Support Zone 2		Support Zone 1		BP		Resistance Zone 1		Resistance Zone 2	
日足	Open	High	Low	Close	値幅/日	引け形態	真の高値	真の安値	予想高値	予想安値	予想高値	予想安値	LBOP	S2	S1	PP	R1	R2	LBOP	HBOP	3-days AVG	Support Zone 2	Support Zone 1	BP	Resistance Zone 1	Resistance Zone 2											
2020/02/17	1.0839	1.0851	1.0829	1.0837	22p	陽線引け	-	-	-	-	-	-	1.0806	1.0818	1.0828	1.0839	1.0849	1.0861	1.0871	-	-	-	-	-	-	-	1.0809 ~ 1.0818	1.0826 ~ 1.0828	1.0839	1.0850 ~ 1.0852	1.0861 ~ 1.0869						
2020/02/18	1.0837	1.0839	1.0786	1.0795	52p	陽線引け	1.0839	1.0786	1.0817	1.0764	1.0817	1.0764	1.0722	1.0754	1.0774	1.0806	1.0827	1.0859	1.0879	-	-	-	-	-	-	1.0734 ~ 1.0754	1.0774 ~ 1.0780	1.0806	1.0833 ~ 1.0839	1.0859 ~ 1.0879							
2020/02/19	1.0795	1.0812	1.0783	1.0809	29p	陽線引け	1.0812	1.0783	1.0825	1.0796	1.0825	1.0796	1.0761	1.0772	1.0790	1.0801	1.0820	1.0830	1.0849	1.0816	Bear	1.0816	1.0816	1.0816	1.0816	1.0816	1.0761 ~ 1.0772	1.0783 ~ 1.0786	1.0801	1.0816 ~ 1.0819	1.0830 ~ 1.0841						
2020/02/20	1.0809	1.0821	1.0778	1.0788	43p	陽線引け	1.0821	1.0778	1.0804	1.0761	1.0804	1.0761	1.0727	1.0753	1.0770	1.0796	1.0813	1.0839	1.0856	1.0801	Bear	1.0801	1.0801	1.0801	1.0801	1.0801	1.0736 ~ 1.0753	1.0769 ~ 1.0774	1.0796	1.0817 ~ 1.0822	1.0839 ~ 1.0855						
2020/02/21	1.0788	1.0864	1.0785	1.0849	78p	陽線引け	1.0864	1.0785	1.0896	1.0817	1.0896	1.0817	1.0723	1.0754	1.0802	1.0833	1.0880	1.0911	1.0958	1.0810	Bull	1.0810	1.0810	1.0810	1.0810	1.0810	1.0724 ~ 1.0754	1.0784 ~ 1.0793	1.0833	1.0872 ~ 1.0881	1.0911 ~ 1.0941						
週足	Open	High	Low	Close	値幅/週	引け形態	真の高値	真の安値	予想高値	予想安値	予想高値	予想安値	LBOP	S2	S1	PP	R1	R2	HBOP	3-days AVG	Support Zone 2	Support Zone 1	BP	Resistance Zone 1	Resistance Zone 2												
2020/01/27 ~ 2020/01/31	1.1030	1.1092	1.0993	1.1090	99p	陽線引け	-	-	-	-	-	-	1.0926	1.0959	1.1025	1.1058	1.1124	1.1157	1.1223	-	-	-	-	-	-	1.0921 ~ 1.0959	1.0997 ~ 1.1009	1.1058	1.1108 ~ 1.1119	1.1157 ~ 1.1195							
2020/02/03 ~ 2020/02/07	1.1086	1.1091	1.0942	1.0948	149p	陽線引け	1.1091	1.0948	1.1019	1.0876	1.1019	1.0876	1.0748	1.0845	1.0896	1.0994	1.1045	1.1142	1.1193	-	-	-	-	-	-	1.0788 ~ 1.0845	1.0902 ~ 1.0919	1.0994	1.1068 ~ 1.1085	1.1142 ~ 1.1199							
2020/02/10 ~ 2020/02/14	1.0945	1.0958	1.0828	1.0837	130p	陽線引け	1.0958	1.0828	1.0897	1.0767	1.0897	1.0767	1.0661	1.0744																							



# IMM扱い8通貨/ダウ/日経/金/オイル/主要クロス円の過去5日及び過去5週の4本値

AUDUSD					CADUSD					CHFUSD				
Date	Open	High	Low	Close	Date	Open	High	Low	Close	Date	Open	High	Low	Close
2020/02/21	0.6612	0.6639	0.6586	0.6627	2020/02/21	0.7543	0.7574	0.7537	0.7566	2020/02/21	1.0162	1.0234	1.0161	1.0220
2020/02/20	0.6677	0.6694	0.6611	0.6612	2020/02/20	0.7561	0.7569	0.7536	0.7543	2020/02/20	1.0167	1.0188	1.0154	1.0163
2020/02/19	0.6687	0.6707	0.6665	0.6677	2020/02/19	0.7544	0.7567	0.7542	0.7561	2020/02/19	1.0173	1.0177	1.0158	1.0167
2020/02/18	0.6713	0.6714	0.6674	0.6687	2020/02/18	0.7556	0.7557	0.7531	0.7544	2020/02/18	1.0197	1.0207	1.0163	1.0174
2020/02/17	0.6719	0.6734	0.6712	0.6713	2020/02/17	0.7548	0.7561	0.7547	0.7556	2020/02/17	1.0185	1.0200	1.0176	1.0197

CNYUSD					EURUSD					GBPUSD				
Date	Open	High	Low	Close	Date	Open	High	Low	Close	Date	Open	High	Low	Close
2020/02/21	0.1419	0.1421	0.1417	0.1419	2020/02/21	1.0788	1.0864	1.0785	1.0849	2020/02/21	1.2880	1.2981	1.2879	1.2960
2020/02/20	0.1427	0.1427	0.1421	0.1423	2020/02/20	1.0809	1.0821	1.0778	1.0788	2020/02/20	1.2921	1.2929	1.2850	1.2880
2020/02/19	0.1428	0.1430	0.1425	0.1429	2020/02/19	1.0795	1.0812	1.0783	1.0809	2020/02/19	1.3000	1.3023	1.2908	1.2921
2020/02/18	0.1431	0.1431	0.1426	0.1427	2020/02/18	1.0837	1.0839	1.0786	1.0795	2020/02/18	1.3004	1.3049	1.2971	1.3000
2020/02/17	0.1432	0.1434	0.1431	0.1432	2020/02/17	1.0839	1.0851	1.0829	1.0837	2020/02/17	1.3045	1.3054	1.2999	1.3004

JPYUSD					MXNUSD					NZDUSD				
Date	Open	High	Low	Close	Date	Open	High	Low	Close	Date	Open	High	Low	Close
2020/02/21	0.8924	0.8969	0.8914	0.8961	2020/02/21	5.3075	5.3177	5.2438	5.2961	2020/02/21	0.6333	0.6357	0.6304	0.6351
2020/02/20	0.8990	0.9000	0.8911	0.8924	2020/02/20	5.3854	5.3891	5.3060	5.3075	2020/02/20	0.6383	0.6396	0.6325	0.6333
2020/02/19	0.9102	0.9103	0.8961	0.8989	2020/02/19	5.3787	5.3913	5.3707	5.3854	2020/02/19	0.6386	0.6411	0.6371	0.6383
2020/02/18	0.9102	0.9119	0.9095	0.9102	2020/02/18	5.3886	5.3892	5.3597	5.3787	2020/02/18	0.6439	0.6442	0.6382	0.6386
2020/02/17	0.9108	0.9114	0.9094	0.9102	2020/02/17	5.3910	5.3983	5.3804	5.3886	2020/02/17	0.6443	0.6448	0.6421	0.6439

Nikkei 225 - Japan (NIX)					
Date	Open	High	Low	Close	(ドル建て終値)
2020/02/21	23427.77	23588.55	23379.81	23386.74	209.56
2020/02/20	23666.58	23806.56	23426.42	23479.15	209.54
2020/02/19	23329.33	23467.81	23238.98	23400.70	210.35
2020/02/18	23398.57	23401.14	23133.64	23193.80	211.11
2020/02/17	23489.78	23687.59	23341.66	23523.24	214.12
週4本値	23489.78	23806.56	23133.64	23386.74	209.56

出来高  
 2020/02/21: 0  
 2020/02/20: 632707600  
 2020/02/19: 615892700  
 2020/02/18: 595037100  
 2020/02/17: 540376400

(N225銘柄計) (東証一部全体計)

XAUUSD					
Date	Open	High	Low	Close	出来高
2020/02/21	1620.57	1649.16	1618.79	1643.37	
2020/02/20	1612.29	1623.90	1604.06	1619.63	
2020/02/19	1601.68	1613.16	1599.60	1611.76	
2020/02/18	1584.33	1605.15	1582.51	1601.62	
2020/02/17	1582.40	1583.82	1578.93	1581.30	
週4本値	1582.40	1649.16	1578.93	1643.37	

Dow Jones Industrial - USA (DJIA)					5営業日以内に休業日あり
Date	Open	High	Low	Close	出来高
2020/02/21	29146.53	29146.53	28892.70	28992.41	0
2020/02/20	29296.25	29368.45	28959.65	29219.98	80143136
2020/02/19	29312.70	29409.09	29274.38	29348.03	72143139
2020/02/18	29282.78	29330.16	29116.81	29232.19	73252418
2020/02/14	29440.47	29463.04	29283.18	29398.08	71011600
週4本値	29440.47	29463.04	28892.70	28992.41	

Historical Data by  
  
 Arrangement by  


Crude Light Oil						
Date	Open	High	Low	Close	出来高	
2020/02/21	53.74	53.86	52.55	53.38	1226807	
2020/02/20	53.70	54.66	53.44	53.88	1152020	
2020/02/19	52.36	53.87	52.16	53.49	1167968	
2020/02/18	52.49	52.65	51.15	52.29	1323244	
2020/02/17	0.00	0.00	0.00	0.00		
週4本値	0.00	54.66	0.00	53.38		

USDJPY					EURJPY					GBPJPY				
日付	始値	高値	安値	終値	日付	始値	高値	安値	終値	日付	始値	高値	安値	終値
2020/02/21	112.05	112.19	111.49	111.60	2020/02/21	120.87	121.35	120.36	121.08	2020/02/21	144.33	144.96	143.73	144.63
2020/02/20	111.25	112.22	111.11	112.05	2020/02/20	120.23	121.38	120.10	120.89	2020/02/20	143.73	144.60	143.60	144.34
2020/02/19	109.87	111.59	109.86	111.25	2020/02/19	118.60	120.49	118.59	120.24	2020/02/19	142.82	144.17	142.82	143.74
2020/02/18	109.86	109.95	109.66	109.87	2020/02/18	119.06	119.06	118.47	118.60	2020/02/18	142.87	143.23	142.32	142.83
2020/02/17	109.78	109.96	109.72	109.86	2020/02/17	119.00	119.20	118.91	119.06	2020/02/17	143.21	143.38	142.79	142.87

USDJPY Weekly					EURJPY Weekly					GBPJPY Weekly				
日付	始値	高値	安値	終値	日付	始値	高値	安値	終値	日付	始値	高値	安値	終値
2020/02/21	109.78	112.22	109.66	111.60	2020/02/21	119.00	121.38	118.47	121.08	2020/02/21	143.21	144.96	142.32	144.63
2020/02/14	109.72	110.13	109.56	109.78	2020/02/14	120.08	120.33	118.87	118.97	2020/02/14	141.41	143.48	141.24	143.24
2020/02/07	108.34	110.03	108.33	109.76	2020/02/07	120.10	121.15	119.92	120.16	2020/02/07	142.79	143.38	140.94	141.42
2020/01/31	108.91	109.27	108.31	108.36	2020/01/31	120.14	120.43	119.78	120.17	2020/01/31	142.41	143.29	141.27	143.08
2020/01/24	110.14	110.22	109.17	109.28	2020/01/24	122.15	122.38	120.42	120.52	2020/01/24	143.20	144.61	142.72	142.91

# 先週のIMM取り扱い対ドル8通貨チャート

※ 赤点線は週最高値/青天線は週最低値、BB中心線はSMA21

2020/02/17 ~ 2020/02/21

Chart by OANDA Japan MetaTrader4

