

JAPANESE YEN - CHICAGO MERCANTILE EXCHANGE

Code-097741

2019/09/03

~

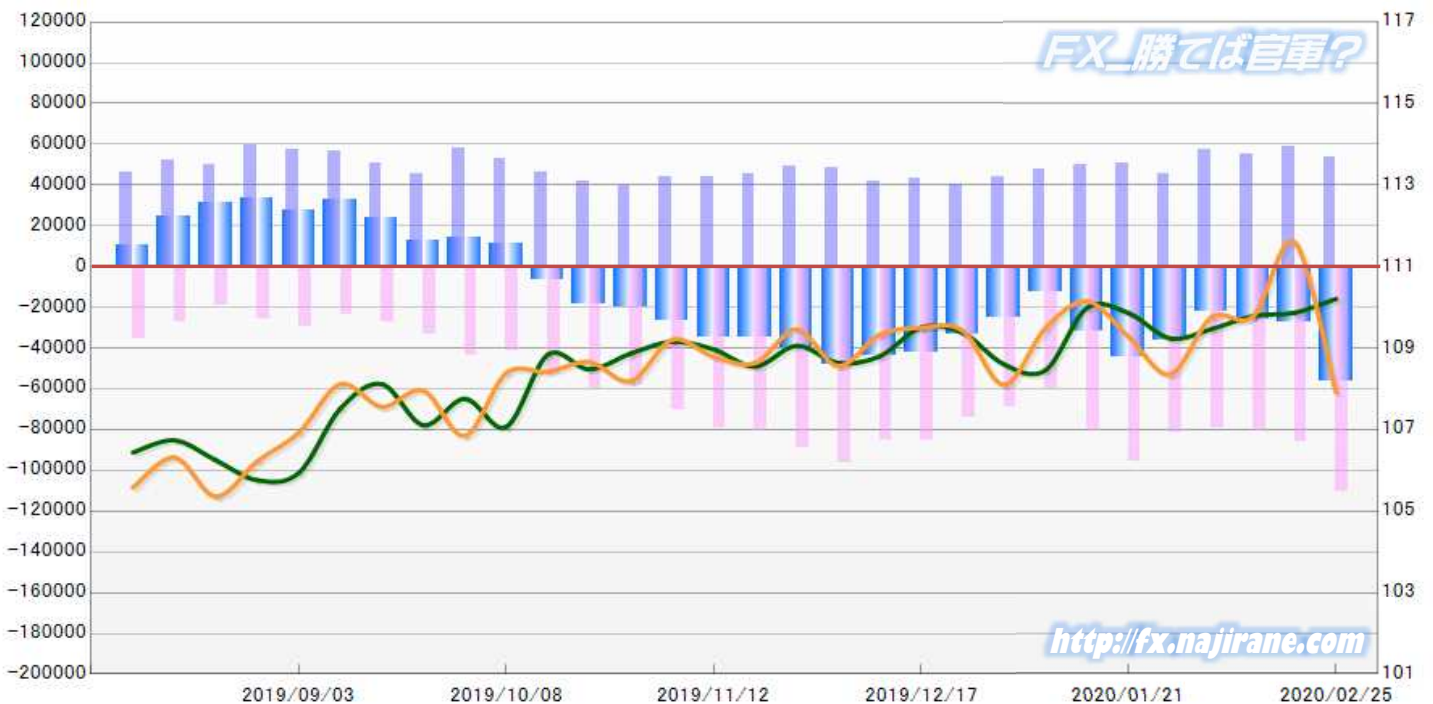
2020/02/25

2020/02/28 NYクローズ時公表値

Report_Date	Non Commercial Positions												火曜日 引け値	金曜日 引け値
	Long	増減	増減(%)	Short	増減	増減(%)	売り越し	増減	増減(%)	売買計	増減	増減(%)		
2020/02/25	53855	-4750	-8.1%	110244	24418	28.5%	56389	29168	107.2%	164099	19668	13.6%	110.21	107.91
2020/02/18	58605	3800	6.9%	85826	4833	6.0%	27221	1033	3.9%	144431	8633	6.4%	109.87	111.60
2020/02/11	54805	-2867	-5.0%	80993	1423	1.8%	26188	4290	19.6%	135798	-1444	-1.1%	109.79	109.78
2020/02/04	57672	11996	26.3%	79570	-2131	-2.6%	21898	-14127	-39.2%	137242	9865	7.7%	109.47	109.76
2020/01/28	45676	-4920	-9.7%	81701	-13596	-14.3%	36025	-8676	-19.4%	127377	-18516	-12.7%	109.24	108.36
2020/01/21	50596	876	1.8%	95297	14147	17.4%	44701	13271	42.2%	145893	15023	11.5%	109.86	109.28
2020/01/14	49720	1874	3.9%	81150	21056	35.0%	31430	19182	156.6%	130870	22930	21.2%	109.99	110.15
2020/01/07	47846	4178	9.6%	60094	-8876	-12.9%	12248	-13054	-51.6%	107940	-4698	-4.2%	108.46	109.50
2019/12/31	43668	3076	7.6%	68970	-5164	-7.0%	25302	-8240	-24.6%	112638	-2088	-1.8%	108.60	108.10
2019/12/24	40592	-2826	-6.5%	74134	-11346	-13.3%	33542	-8520	-20.3%	114726	-14172	-11.0%	109.38	109.43
2019/12/17	43418	1575	3.8%	85480	-45	-0.1%	42062	-1620	-3.7%	128898	1530	1.2%	109.51	109.50
2019/12/10	41843	-6469	-13.4%	85525	-10610	-11.0%	43682	-4141	-8.7%	127368	-17079	-11.8%	108.80	109.33
2019/12/03	48312	-966	-2.0%	96135	7266	8.2%	47823	8232	20.8%	144447	6300	4.6%	108.64	108.56
2019/11/26	49278	3855	8.5%	88869	8415	10.5%	39591	4560	13.0%	138147	12270	9.7%	109.06	109.46
2019/11/19	45423	1459	3.3%	80454	1493	1.9%	35031	34	0.1%	125877	2952	2.4%	108.55	108.64
2019/11/12	43964	-32	-0.1%	78961	8360	11.8%	34997	8392	31.5%	122925	8328	7.3%	108.97	108.79
2019/11/05	43996	4811	12.3%	70601	11718	19.9%	26605	6907	35.1%	114597	16529	16.9%	109.16	109.21
2019/10/29	39185	-2371	-5.7%	58883	-838	-1.4%	19698	1533	8.4%	98068	-3209	-3.2%	108.87	108.19
2019/10/22	41556	-4860	-10.5%	59721	6664	12.6%	18165	11524	173.5%	101277	1804	1.8%	108.48	108.66
2019/10/15	46416	-6387	-12.1%	53057	11266	27.0%	6641	-17653	-160.3%	99473	4879	5.2%	108.84	108.42
2019/10/08	52803	-5090	-8.8%	41791	-2185	-5.0%	-11012	-2905	-20.9%	94594	-7275	-7.1%	107.07	108.39
2019/10/01	57893	12134	26.5%	43976	11000	33.4%	-13917	1134	8.9%	101869	23134	29.4%	107.76	106.85
2019/09/24	45759	-5083	-10.0%	32976	5996	22.2%	-12783	-11079	-46.4%	78735	913	1.2%	107.11	107.96
2019/09/17	50842	-5737	-10.1%	26980	2992	12.5%	-23862	-8729	-26.8%	77822	-2745	-3.4%	108.12	107.56
2019/09/10	56579	-643	-1.1%	23988	-5552	-18.8%	-32591	4909	17.7%	80567	-6195	-7.1%	107.52	108.12
2019/09/03	57222			29540			-27682			86762			105.94	106.93

JAPANESE YEN - CHICAGO MERCANTILE EXCHANGE
FUTURES ONLY POSITIONS

— 金曜終値 — 火曜終値 — Short枚数 — Long枚数 ■ 売り越し or 買い越し枚数



EURO FX - CHICAGO MERCANTILE EXCHANGE

Code-099741

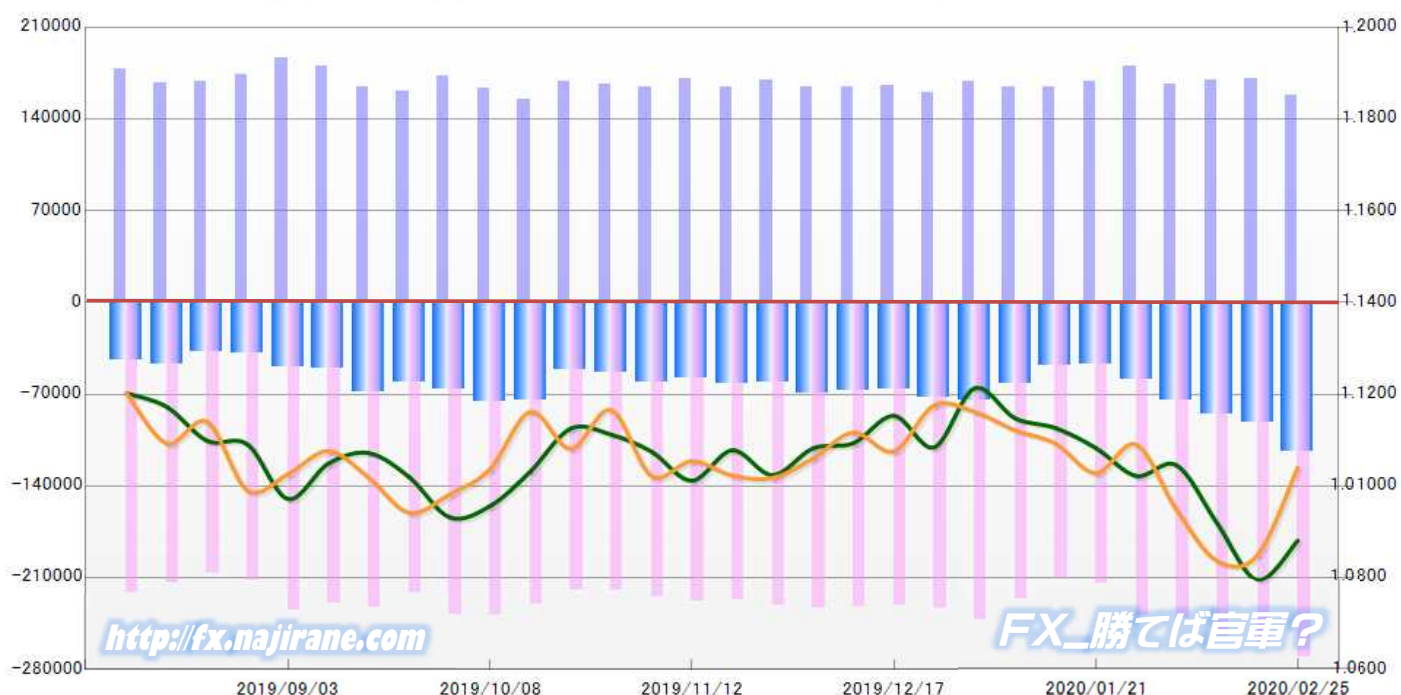
2019/09/03 ~ 2020/02/25

2020/02/28 NYクローズ時公表値

Report_Date	Non Commercial Positions											火曜日 引け値	金曜日 引け値	
	Long	増減		Short	増減		売り越し	増減		売買計	増減			
2020/02/25	157587	-12999	-7.6%	271608	9515	3.6%	114021	22514	24.6%	429195	-3484	-0.8%	1.0881	1.1040
2020/02/18	170586	1111	0.7%	262093	6949	2.7%	91507	5838	6.8%	432679	8060	1.9%	1.0795	1.0849
2020/02/11	169475	2550	1.5%	255144	13139	5.4%	85669	10589	14.1%	424619	15689	3.8%	1.0919	1.0837
2020/02/04	166925	-13728	-7.6%	242005	2490	1.0%	75080	16218	27.6%	408930	-11238	-2.7%	1.1045	1.0948
2020/01/28	180653	12437	7.4%	239515	24280	11.3%	58862	11843	25.2%	420168	36717	9.6%	1.1022	1.1090
2020/01/21	168216	4335	2.6%	215235	3172	1.5%	47019	-1163	-2.4%	383451	7507	2.0%	1.1083	1.1028
2020/01/14	163881	-932	-0.6%	212063	-14414	-6.4%	48182	-13482	-21.9%	375944	-15346	-3.9%	1.1127	1.1093
2020/01/07	164813	-4039	-2.4%	226477	-16720	-6.9%	61664	-12681	-17.1%	391290	-20759	-5.0%	1.1148	1.1122
2019/12/31	168852	8589	5.4%	243197	9991	4.3%	74345	1402	1.9%	412049	18580	4.7%	1.1213	1.1162
2019/12/24	160263	-5092	-3.1%	233206	2157	0.9%	72943	7249	11.0%	393469	-2935	-0.7%	1.1085	1.1176
2019/12/17	165355	623	0.4%	231049	-1326	-0.6%	65694	-1949	-2.9%	396404	-703	-0.2%	1.1153	1.1076
2019/12/10	164732	340	0.2%	232375	-1066	-0.5%	67643	-1406	-2.0%	397107	-726	-0.2%	1.1093	1.1117
2019/12/03	164392	-5524	-3.3%	233441	2109	0.9%	69049	7633	12.4%	397833	-3415	-0.9%	1.1082	1.1060
2019/11/26	169916	6018	3.7%	231332	4931	2.2%	61416	-1087	-1.7%	401248	10949	2.8%	1.1024	1.1018
2019/11/19	163898	-6352	-3.7%	226401	-1518	-0.7%	62503	4834	8.4%	390299	-7870	-2.0%	1.1078	1.1023
2019/11/12	170250	6067	3.7%	227919	2990	1.3%	57669	-3077	-5.1%	398169	9057	2.3%	1.1012	1.1054
2019/11/05	164183	-2357	-1.4%	224929	5034	2.3%	60746	7391	13.9%	389112	2677	0.7%	1.1075	1.1022
2019/10/29	166540	-2113	-1.3%	219895	192	0.1%	53355	2305	4.5%	386435	-1921	-0.5%	1.1112	1.1166
2019/10/22	168653	13680	8.8%	219703	-10424	-4.5%	51050	-24104	-32.1%	388356	3256	0.8%	1.1125	1.1081
2019/10/15	154973	-7804	-4.8%	230127	-8063	-3.4%	75154	-259	-0.3%	385100	-15867	-4.0%	1.1031	1.1161
2019/10/08	162777	-9481	-5.5%	238190	-46	0.0%	75413	9435	14.3%	400967	-9527	-2.3%	1.0956	1.1036
2019/10/01	172258	11571	7.2%	238236	16827	7.6%	65978	5256	8.7%	410494	28398	7.4%	1.0932	1.0981
2019/09/24	160687	-3585	-2.2%	221409	-11422	-4.9%	60722	-7837	-11.4%	382096	-15007	-3.8%	1.1020	1.0942
2019/09/17	164272	-16263	-9.0%	232831	2454	1.1%	68559	18717	37.6%	397103	-13809	-3.4%	1.1072	1.1018
2019/09/10	180535	-5609	-3.0%	230377	-4903	-2.1%	49842	706	1.4%	410912	-10512	-2.5%	1.1049	1.1076
2019/09/03	186144			235280			49136			421424			1.0972	1.1026

EURO FX - CHICAGO MERCANTILE EXCHANGE
FUTURES ONLY POSITIONS

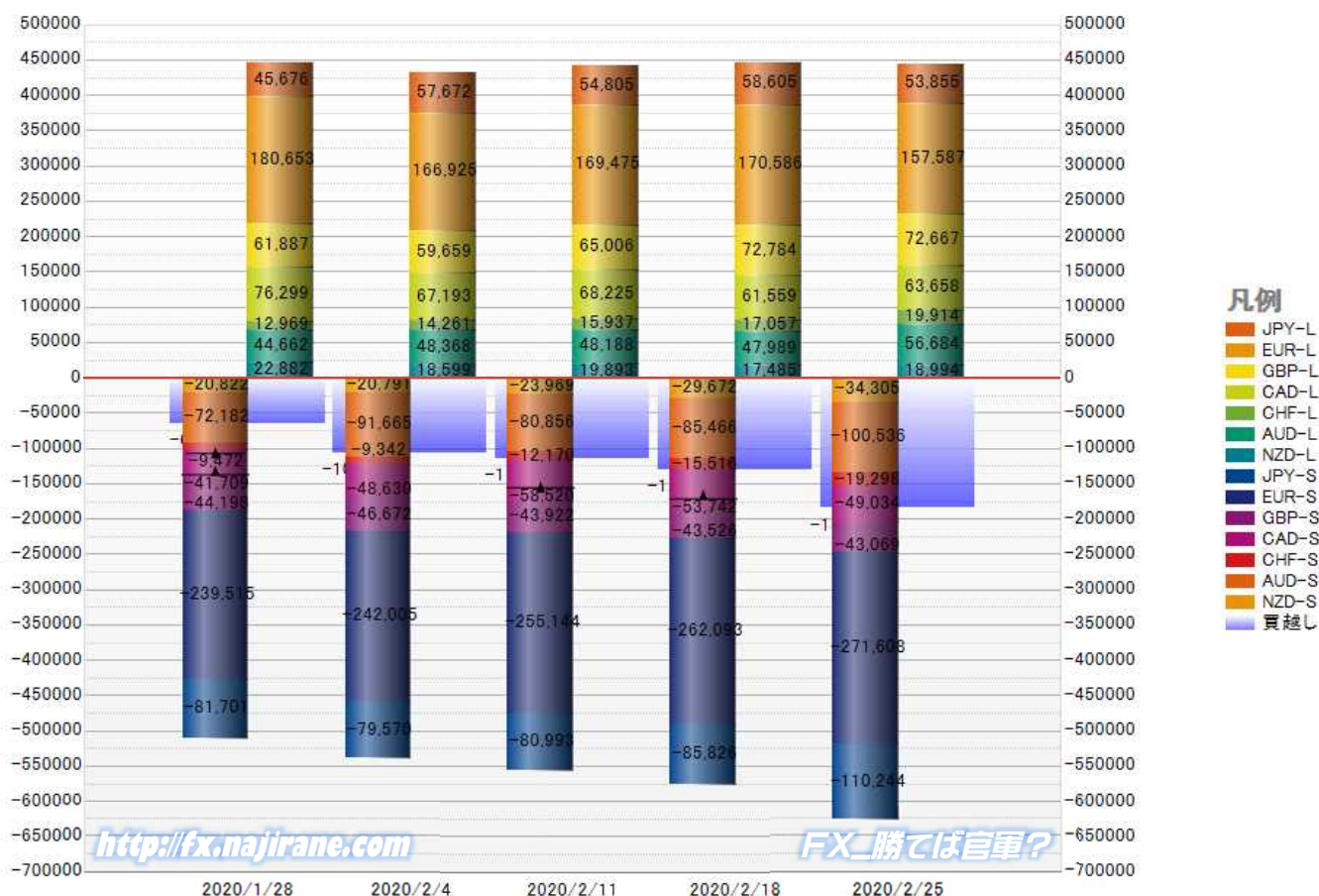
— 金曜締め最終値 — 火曜締め最終値 — Short枚数 — Long枚数 ■ 売り越し or 買い越し枚数



FX_勝てば官軍?

	2020/01/28			2020/02/04			2020/02/11			2020/02/18			2020/02/25		
	Long	Short	売り越し	Long	Short	売り越し	Long	Short	売り越し	Long	Short	売り越し	Long	Short	売り越し
JPY	45676	81701	36025	57672	79570	21898	54805	80993	26188	58605	85826	27221	53855	110244	56389
	前週比 枚数増減 (枚)			11996	-2131	-14127	-2867	1423	4290	3800	4833	1033	-4750	24418	29168
	前週比 枚数増減 (%)			26.3%	-2.6%	-39.2%	-5.0%	1.8%	19.6%	6.9%	6.0%	3.9%	-8.1%	28.5%	107.2%
EUR	180653	239515	58862	166925	242005	75080	169475	255144	85669	170586	262093	91507	157587	271608	114021
	前週比 枚数増減 (枚)			-13728	2490	16218	2550	13139	10589	1111	6949	5838	-12999	9515	22514
	前週比 枚数増減 (%)			-7.6%	1.0%	27.6%	1.5%	5.4%	14.1%	0.7%	2.7%	6.8%	-7.6%	3.6%	24.6%
GBP	61887	44198	-17689	59659	46672	-12987	65006	43922	-21084	72784	43526	-29258	72667	43069	-29598
	前週比 枚数増減 (枚)			-2228	2474	-4702	5347	-2750	8097	7778	-396	8174	-117	-457	340
	前週比 枚数増減 (%)			-3.6%	5.6%	-26.6%	9.0%	-5.9%	62.3%	12.0%	-0.9%	38.8%	-0.2%	-1.0%	1.2%
AUD	44662	72182	27520	48368	91665	43297	48188	80856	32668	47989	85466	37477	56684	100536	43852
	前週比 枚数増減 (枚)			3706	19483	15777	-180	-10809	-10629	-199	4610	4809	8695	15070	6375
	前週比 枚数増減 (%)			8.3%	27.0%	57.3%	-0.4%	-11.8%	-24.5%	-0.4%	5.7%	14.7%	18.1%	17.6%	17.0%
CAD	76299	41709	-34590	67193	48630	-18563	68225	58520	-9705	61559	53742	-7817	63658	49034	-14624
	前週比 枚数増減 (枚)			-9106	6921	-16027	1032	9890	-8858	-6666	-4778	-1888	2099	-4708	6807
	前週比 枚数増減 (%)			-11.9%	16.6%	-46.3%	1.5%	20.3%	-47.7%	-9.8%	-8.2%	-19.5%	3.4%	-8.8%	87.1%
CHF	12969	9472	-3497	14261	9342	-4919	15937	12170	-3767	17057	15516	-1541	19914	19298	-616
	前週比 枚数増減 (枚)			1292	-130	1422	1676	2828	-1152	1120	3346	-2226	2857	3782	-925
	前週比 枚数増減 (%)			10.0%	-1.4%	40.7%	11.8%	30.3%	-23.4%	7.0%	27.5%	-59.1%	16.7%	24.4%	-60.0%
NZD	22882	20822	-2060	18599	20791	2192	19893	23969	4076	17485	29672	12187	18994	34305	15311
	前週比 枚数増減 (枚)			-4283	-31	4252	1294	3178	1884	-2408	5703	8111	1509	4633	3124
	前週比 枚数増減 (%)			-18.7%	-0.1%	206.4%	7.0%	15.3%	85.9%	-12.1%	23.8%	199.0%	8.6%	15.6%	25.6%
MXN	207336	36970	-170366	206538	41366	-165172	193940	37614	-156326	192345	39063	-153282	176836	26235	-150601
	前週比 枚数増減 (枚)			-798	4396	-5194	-12598	-3752	-8846	-1595	1449	-3044	-15509	-12828	-2681
	前週比 枚数増減 (%)			-0.4%	11.9%	-3.0%	-6.1%	-9.1%	-5.4%	-0.8%	3.9%	-1.9%	-8.1%	-32.8%	-1.7%
Total All 8	652364	546569	-105795	639215	580041	-59174	635469	593188	-42281	638410	614904	-23506	620195	654329	34134
	前週比 枚数増減 (枚)			-13149	33472	-46621	-3746	13147	-16893	2941	21716	-18775	-18215	39425	57640
	前週比 枚数増減 (%)			-2.0%	6.1%	-44.1%	-0.6%	2.3%	-28.5%	0.5%	3.7%	-44.4%	-2.9%	6.4%	245.2%
Total 7	445028	509599	64571	432677	538675	105998	441529	555574	114045	446065	575841	129776	443359	628094	184735
	前週比 枚数増減 (枚)			-12351	29076	41427	8852	16899	8047	4536	20267	15731	-2706	52253	54959

直近5週 CFTC IMM主要7通貨の構成



<http://fx.najirane.com>

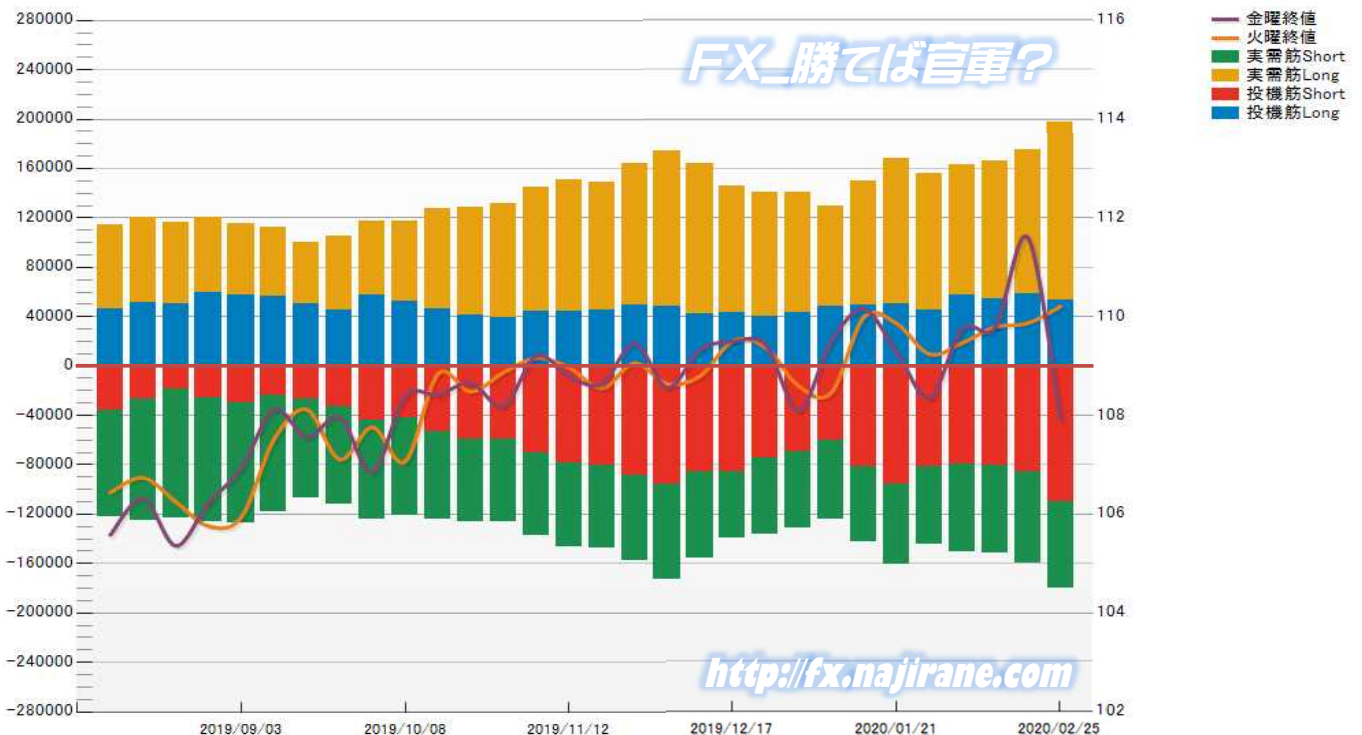
FXに勝てば官軍?

JAPANESE YEN - CHICAGO MERCANTILE EXCHANGE
FUTURES ONLY POSITIONS

Code-097741
2020/02/28 公表値

Date	投機筋集計				実需筋集計				投機筋+実需筋合計				ドル円終値	
	円買い	円売り	売り越し	売買計	円買い	円売り	売り越し	売買計	円買い	円売り	売り越し	売買計	火曜締め	金曜締め
2020/02/25	53855	110244	56389	164099	144064	69816	-74248	213880	197919	180060	-17859	377979	110.21	107.91
2020/02/18	58605	85826	27221	144431	116686	73909	-42777	190595	175291	159735	-15556	335026	109.87	111.60
2020/02/11	54805	80993	26188	135798	111167	70770	-40397	181937	165972	151763	-14209	317735	109.79	109.78
2020/02/04	57672	79570	21898	137242	105438	71114	-34324	176552	163110	150684	-12426	313794	109.47	109.76
2020/01/28	45676	81701	36025	127377	110412	63226	-47186	173638	156088	144927	-11161	301015	109.24	108.36
2020/01/21	50596	95297	44701	145893	117694	65587	-52107	183281	168290	160884	-7406	329174	109.86	109.28
2020/01/14	49720	81150	31430	130870	100226	61710	-38516	161936	149946	142860	-7086	292806	109.99	110.15
2020/01/07	47846	60094	12248	107940	82055	64595	-17460	146650	129901	124689	-5212	254590	108.46	109.50
2019/12/31	43668	68970	25302	112638	97526	62360	-35166	159886	141194	131330	-9864	272524	108.60	108.10
2019/12/24	40592	74134	33542	114726	99923	61911	-38012	161834	140515	136045	-4470	276560	109.38	109.43
2019/12/17	43418	85480	42062	128898	102748	54004	-48744	156752	146166	139484	-6682	285650	109.51	109.50
2019/12/10	41843	85525	43682	127368	122108	70477	-51631	192585	163951	156002	-7949	319953	108.80	109.33
2019/12/03	48312	96135	47823	144447	126334	76981	-49353	203315	174646	173116	-1530	347762	108.64	108.56
2019/11/26	49278	88869	39591	138147	115116	68413	-46703	183529	164394	157282	-7112	321676	109.06	109.46
2019/11/19	45423	80454	35031	125877	102992	67501	-35491	170493	148415	147955	-460	296370	108.55	108.64
2019/11/12	43964	78961	34997	122925	106504	67386	-39118	173890	150468	146347	-4121	296815	108.97	108.79
2019/11/05	43996	70601	26605	114597	101217	66522	-34695	167739	145213	137123	-8090	282336	109.16	109.21
2019/10/29	39185	58883	19698	98068	92543	67446	-25097	159989	131728	126329	-5399	258057	108.87	108.19
2019/10/22	41556	59721	18165	101277	87258	66682	-20576	153940	128814	126403	-2411	255217	108.48	108.66
2019/10/15	46416	53057	6641	99473	81307	71535	-9772	152842	127723	124592	-3131	252315	108.84	108.42
2019/10/08	52803	41791	-11012	94594	64209	79599	15390	143808	117012	121390	4378	238402	107.07	108.39
2019/10/01	57893	43976	-13917	101869	59504	80137	20633	139641	117397	124113	6716	241510	107.76	106.85
2019/09/24	45759	32976	-12783	78735	59437	78841	19404	138278	105196	111817	6621	217013	107.11	107.96
2019/09/17	50842	26980	-23862	77822	49738	80331	30593	130069	100580	107311	6731	207891	108.12	107.56
2019/09/10	56579	23988	-32591	80567	55208	94409	39201	149617	111787	118397	6610	230184	107.52	108.12
2019/09/03	57222	29540	-27682	86762	58451	97429	38978	155880	115673	126969	11296	242642	105.94	106.93
2019/08/27	59795	26188	-33607	85983	60327	99944	39617	160271	120122	126132	6010	246254	105.76	106.23
2019/08/20	49984	18830	-31154	68814	66338	104320	37982	170658	116322	123150	6828	239472	106.25	105.36
2019/08/13	51764	27022	-24742	78786	68708	98250	29542	166958	120472	125272	4800	245744	106.74	106.32
2019/08/06	46225	35664	-10561	81889	67882	86529	18647	154411	114107	122193	8086	236300	106.44	105.58

JAPANESE YEN - CHICAGO MERCANTILE EXCHANGE
FUTURES ONLY POSITIONS Code-097741

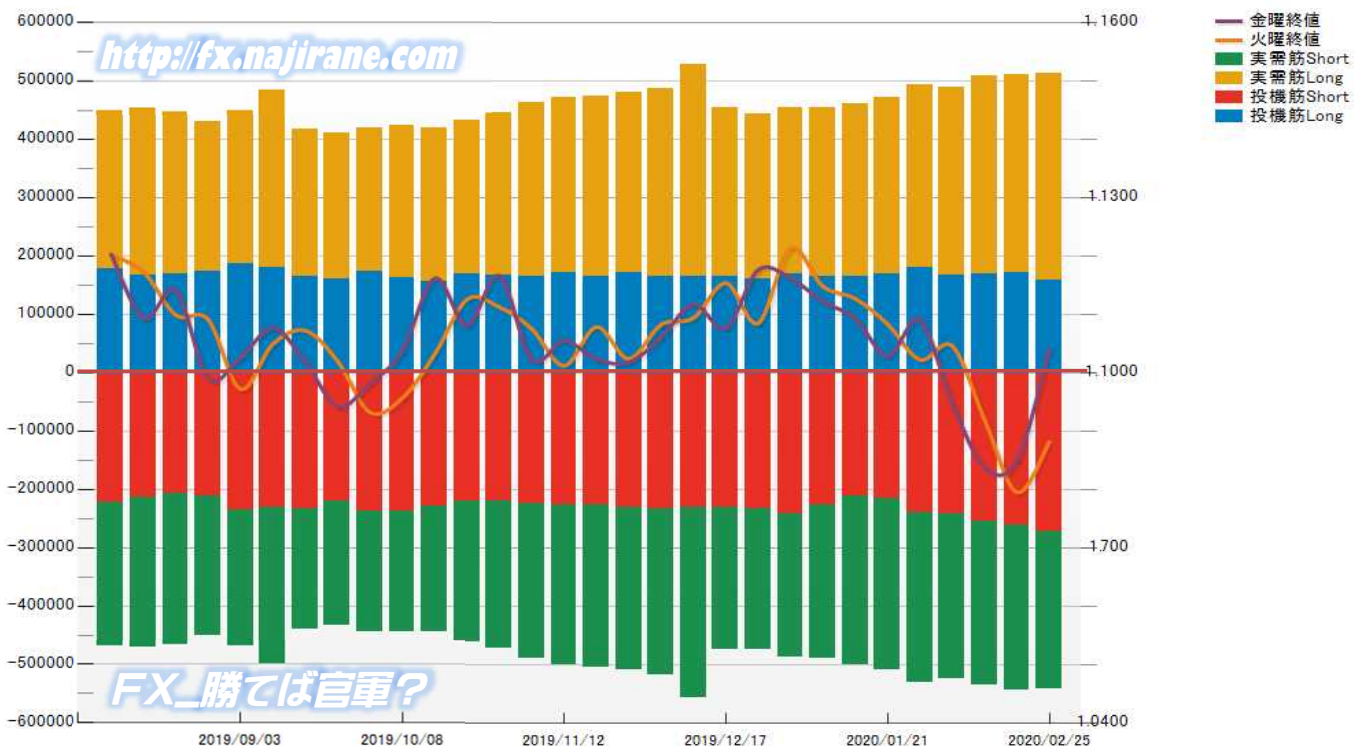


EURO FX - CHICAGO MERCANTILE EXCHANGE
FUTURES ONLY POSITIONS

Code-099741
2020/02/28 公表値

Date	投機筋集計				実需筋集計				投機筋+実需筋合計				ユーロドル終値	
	EUR買い	EUR売り	売り越し	売買計	EUR買い	EUR売り	売り越し	売買計	EUR買い	EUR売り	売り越し	売買計	火曜締め	金曜締め
2020/02/25	157587	271608	114021	429195	355329	270784	-84545	626113	512916	542392	29476	1055308	1.0881	1.1040
2020/02/18	170586	262093	91507	432679	340245	282010	-58235	622255	510831	544103	33272	1054934	1.0795	1.0849
2020/02/11	169475	255144	85669	424619	338132	281706	-56426	619838	507607	536850	29243	1044457	1.0919	1.0837
2020/02/04	166925	242005	75080	408930	321548	283559	-37989	605107	488473	525564	37091	1014037	1.1045	1.0948
2020/01/28	180653	239515	58862	420168	311346	291195	-20151	602541	491999	530710	38711	1022709	1.1022	1.1090
2020/01/21	168216	215235	47019	383451	302385	295283	-7102	597668	470601	510518	39917	981119	1.1083	1.1028
2020/01/14	163881	212063	48182	375944	297419	288854	-8565	586273	461300	500917	39617	962217	1.1127	1.1093
2020/01/07	164813	226477	61664	391290	288408	263100	-25308	551508	453221	489577	36356	942798	1.1148	1.1122
2019/12/31	168852	243197	74345	412049	285490	245540	-39950	531030	454342	488737	34395	943079	1.1213	1.1162
2019/12/24	160263	233206	72943	393469	282401	241064	-41337	523465	442664	474270	31606	916934	1.1085	1.1176
2019/12/17	165355	231049	65694	396404	288313	244275	-44038	532588	453668	475324	21656	928992	1.1153	1.1076
2019/12/10	164732	232375	67643	397107	363680	325511	-38169	689191	528412	557886	29474	1086298	1.1093	1.1117
2019/12/03	164392	233441	69049	397833	321158	285706	-35452	606864	485550	519147	33597	1004697	1.1082	1.1060
2019/11/26	169916	231332	61416	401248	308994	277623	-31371	586617	478910	508955	30045	987865	1.1024	1.1018
2019/11/19	163898	226401	62503	390299	310291	278082	-32209	588373	474189	504483	30294	978672	1.1078	1.1023
2019/11/12	170250	227919	57669	398169	300579	273909	-26670	574488	470829	501828	30999	972657	1.1012	1.1054
2019/11/05	164183	224929	60746	389112	297733	265666	-32067	563399	461916	490595	28679	952511	1.1075	1.1022
2019/10/29	166540	219895	53355	386435	277771	251937	-25834	529708	444311	471832	27521	916143	1.1112	1.1166
2019/10/22	168653	219703	51050	388356	264350	242340	-22010	506690	433003	462043	29040	895046	1.1125	1.1081
2019/10/15	154973	230127	75154	385100	263082	214307	-48775	477389	418055	444434	26379	862489	1.1031	1.1161
2019/10/08	162777	238190	75413	400967	260777	206186	-54591	466963	423554	444376	20822	867930	1.0956	1.1036
2019/10/01	172258	238236	65978	410494	247476	206802	-40674	454278	419734	445038	25304	864772	1.0932	1.0981
2019/09/24	160687	221409	60722	382096	250286	211326	-38960	461612	410973	432735	21762	843708	1.1020	1.0942
2019/09/17	164272	232831	68559	397103	252628	207122	-45506	459750	416900	439953	23053	856853	1.1072	1.1018
2019/09/10	180535	230377	49842	410912	303836	270876	-32960	574712	484371	501253	16882	985624	1.1049	1.1076
2019/09/03	186144	235280	49136	421424	263544	236079	-27465	499623	449688	471359	21671	921047	1.0972	1.1026
2019/08/27	173451	212255	38804	385706	255401	239344	-16057	494745	428852	451599	22747	880451	1.1091	1.0990
2019/08/20	168455	206432	37977	374887	278685	262478	-16207	541163	447140	468910	21770	916050	1.1098	1.1140
2019/08/13	167214	213863	46649	381077	286585	259479	-27106	546064	453799	473342	19543	927141	1.1173	1.1093
2019/08/06	177988	221998	44010	399986	272245	248980	-23265	521225	450233	470978	20745	921211	1.1202	1.1203

EURO FX - CHICAGO MERCANTILE EXCHANGE
FUTURES ONLY POSITIONS Code-099741



CME Daily Volume

FX_勝てば官軍?

<http://fx.najirane.com>

AUS Dollar		MONTHLY OPTIONS	FUTURE	WEEKLY FRIDAY OPTIONS					参考レート	
Date				WK 1	WK 2	WK 3	WK 4	WK 5	Open	Close
2020/2/27 (木)	5879	---	---		28	194	324		0.6548	0.6574
2020/2/26 (水)	6782	---	---		102	47	972		0.6600	0.6548
2020/2/25 (火)	2536	---	---		212	526	409		0.6600	0.6600
2020/2/24 (月)	4658	---	---		48	32	227		0.6596	0.6600
2020/2/21 (金)	7423	---	---		648	300	1176		0.6612	0.6627
2020/2/20 (木)	10733	---	---		195	1393	1283		0.6677	0.6612
2020/2/19 (水)	4421	---	---		262	669	672		0.6687	0.6677
2020/2/18 (火)	4904	---	---		16	703	404		0.6713	0.6687
2020/2/14 (金)	4644	---	---		107	429	297		0.6717	0.6713
2020/2/13 (木)	4059	---	---		320	495	60		0.6735	0.6717

CAN Dollar		MONTHLY OPTIONS	FUTURE	WEEKLY FRIDAY OPTIONS					参考レート		
Date				WK 1	WK 2	WK 3	WK 4	WK 5	Open	Close	
2020/2/27 (木)	---	---	---		64	5	574	0	0.7497	0.7471	
2020/2/26 (水)	---	---	---		0	24	2	202	0	0.7526	0.7497
2020/2/25 (火)	---	---	---		0	50	706	1588	0	0.7523	0.7526
2020/2/24 (月)	---	---	---		0	294	256	3029	0	0.7544	0.7523
2020/2/21 (金)	---	---	---		0	97	317	2045	0	0.7543	0.7566
2020/2/20 (木)	---	---	---		0	202	297	1309	0	0.7561	0.7543
2020/2/19 (水)	---	---	---		0	100	177	619	0	0.7544	0.7561
2020/2/18 (火)	---	---	---		0	56	1470	68	0	0.7556	0.7544
2020/2/14 (金)	---	---	---		0	886	3094	141	0	0.7538	0.7548
2020/2/13 (木)	---	---	---		0	992	927	10	0	0.7547	0.7537

SWISS FRANC		MONTHLY OPTIONS	FUTURE	WEEKLY FRIDAY OPTIONS					参考レート	
Date				WK 1	WK 2	WK 3	WK 4	WK 5	Open	Close
2020/2/27 (木)	51321	---	---		---	---	---	---	1.0237	1.0326
2020/2/26 (水)	37134	---	---		---	---	---	---	1.0247	1.0236
2020/2/25 (火)	39661	---	---		---	---	---	---	1.0213	1.0247
2020/2/24 (月)	40558	---	---		---	---	---	---	1.0209	1.0213
2020/2/21 (金)	38184	---	---		---	---	---	---	1.0162	1.0220
2020/2/20 (木)	35842	---	---		---	---	---	---	1.0167	1.0163
2020/2/19 (水)	23955	---	---		---	---	---	---	1.0173	1.0167
2020/2/18 (火)	36644	---	---		---	---	---	---	1.0197	1.0174
2020/2/14 (金)	30289	---	---		---	---	---	---	1.0211	1.0184
2020/2/13 (木)	31386	---	---		---	---	---	---	1.0223	1.0213

EU EURO		MONTHLY OPTIONS	FUTURE	WEEKLY FRIDAY OPTIONS					参考レート	
Date				WK 1	WK 2	WK 3	WK 4	WK 5	Open	Close
2020/2/27 (木)	51174	---	---		2720	739	6403		1.0883	1.1003
2020/2/26 (水)	25244	---	---		767	692	7152		1.0881	1.0883
2020/2/25 (火)	27437	---	---		288	200	3650		1.0852	1.0881
2020/2/24 (月)	21807	---	---		187	207	2944		1.0830	1.0852
2020/2/21 (金)	21952	---	---		200	1531	10219		1.0788	1.0849
2020/2/20 (木)	22071	---	---		670	2391	3908		1.0809	1.0788
2020/2/19 (水)	21781	---	---		701	2990	1849		1.0795	1.0809
2020/2/18 (火)	28825	---	---		847	5049	2323		1.0837	1.0795
2020/2/14 (金)	17187	---	---		1495	8055	1172		1.0841	1.0837
2020/2/13 (木)	30320	---	---		3578	3717	1433		1.0872	1.0841

GB POUND		MONTHLY OPTIONS	FUTURE	WEEKLY FRIDAY OPTIONS					参考レート	
Date				WK 1	WK 2	WK 3	WK 4	WK 5	Open	Close
2020/2/27 (木)	132230	---	---		71	14	306		1.2903	1.2892
2020/2/26 (水)	119367	---	---		7	1	706		1.3002	1.2903
2020/2/25 (火)	113632	---	---		17	17	197		1.2924	1.3002
2020/2/24 (月)	98908	---	---		6	5	84		1.2951	1.2924
2020/2/21 (金)	116709	---	---		16	449	337		1.2880	1.2960
2020/2/20 (木)	110978	---	---		540	237	141		1.2921	1.2880
2020/2/19 (水)	116360	---	---		3	1070	214		1.3000	1.2921
2020/2/18 (火)	144147	---	---		583	326	527		1.3004	1.3000
2020/2/14 (金)	91922	---	---		2971	774	13		1.3042	1.3048
2020/2/13 (木)	156181	---	---		1497	237	30		1.2959	1.3042

JP YEN		MONTHLY OPTIONS	FUTURE	WEEKLY FRIDAY OPTIONS					参考レート		
Date				WK 1	WK 2	WK 3	WK 4	WK 5	Open	Close	
2020/2/27 (木)	---	305753	---		397	76	1311	0	110.43	109.54	
2020/2/26 (水)	---	252276	---		0	176	30	1967	0	110.21	110.42
2020/2/25 (火)	---	253670	---		0	156	149	5463	0	110.68	110.21
2020/2/24 (月)	---	215397	---		0	150	432	2457	0	111.45	110.68
2020/2/21 (金)	---	183564	---		0	0	1917	5220	0	112.05	111.60
2020/2/20 (木)	---	255313	---		0	1127	2234	6048	0	111.25	112.05
2020/2/19 (水)	---	234377	---		0	1266	3588	1119	0	109.87	111.25
2020/2/18 (火)	---	170573	---		0	301	1376	40	0	109.86	109.87
2020/2/14 (金)	---	95665	---		0	710	6024	265	0	109.82	109.78
2020/2/13 (木)	---	139159	---		0	750	2399	90	0	110.08	109.82

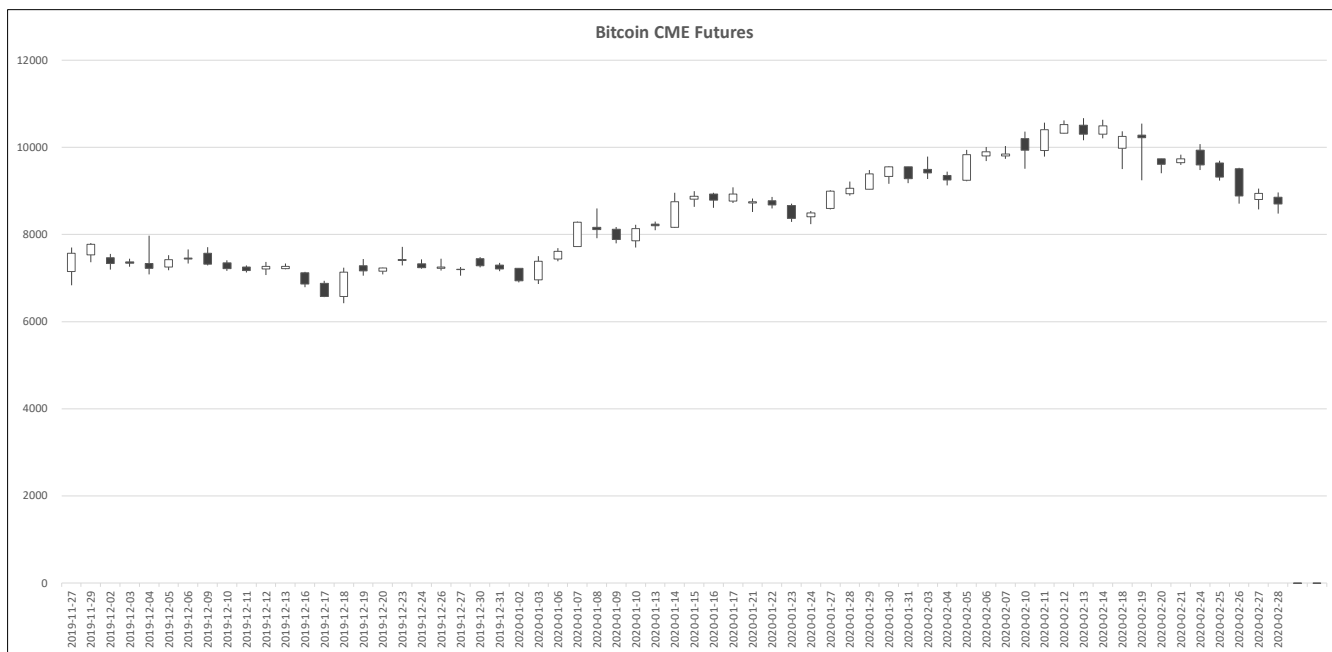
MEX PESO		MONTHLY OPTIONS	FUTURE	WEEKLY FRIDAY OPTIONS					参考レート	
Date				WK 1	WK 2	WK 3	WK 4	WK 5	Open	Close
2020/2/27 (木)	1215	111944	---		---	---	---	---	5.1836	5.1280
2020/2/26 (水)	2878	91755	---		---	---	---	---	5.2417	5.1836
2020/2/25 (火)	7	96757	---		---	---	---	---	5.2425	5.2417
2020/2/24 (月)	27	83440	---		---	---	---	---	5.2676	5.2425
2020/2/21 (金)	44	89433	---		---	---	---	---	5.3075	5.2961
2020/2/20 (木)	73	76703	---		---	---	---	---	5.3854	5.3075
2020/2/19 (水)	0	31722	---		---	---	---	---	5.3787	5.3854
2020/2/18 (火)	17	55635	---		---	---	---	---	5.3886	5.3787
2020/2/14 (金)	1	30185	---		---	---	---	---	5.3747	5.3913
2020/2/13 (木)	9	49408	---		---	---	---	---	5.3690	5.3747

NZ DOLLAR		MONTHLY OPTIONS	FUTURE	WEEKLY FRIDAY OPTIONS					参考レート	
Date				WK 1	WK 2	WK 3	WK 4	WK 5	Open	Close
2020/2/27 (木)	9	41299	---		---	---	---	---	0.6289	0.6312
2020/2/26 (水)	564	32999	---		---	---	---	---	0.6319	0.6289
2020/2/25 (火)	0	31667	---		---	---	---	---	0.6337	0.6320
2020/2/24 (月)	1	41067	---		---	---	---	---	0.6318	0.6337
2020/2/21 (金)	201	40718	---		---	---	---	---	0.6333	0.6351
2020/2/20 (木)	500	38142	---		---	---	---	---	0.6383	0.6333
2020/2/19 (水)	0	22642	---		---	---	---	---	0.6386	0.6383
2020/2/18 (火)	601	39397	---		---	---	---	---	0.6439	0.6386
2020/2/14 (金)	0	20320	---		---	---	---	---	0.6440	0.6432
2020/2/13 (木)	0	26249	---		---	---	---	---	0.6462	0.6440

Bitcoin CME Futures (当月及び限月別)

※取引単位=5ビットコイン (CME CFビットコイン参考基準レート=BRRを対象)

Date	当月(2020/02)							2020/02		2020/03		2020/04		2020/05		2020/06	
	Open	High	Low	Close	Volume	OpenInt		Close	Volume	Close	Volume	Close	Volume	Close	Volume	Close	Volume
2019-11-27	7150	7700	6835	7570	11761	3390		0		7755	58	0		0		0	
2019-11-29	7530	7805	7365	7776	4992	2822		7840		7930	15	0		0		0	
2019-12-02	7465	7555	7195	7335	4506	2982		7450	31	7490	6	0		0		0	
2019-12-03	7370	7445	7260	7340	1825	2983		7455	5	7485	32	0		0		0	
2019-12-04	7335	7970	7085	7220	9089	3019		7305	16	7350	34	0		0		0	
2019-12-05	7255	7525	7180	7420	4555	2915		7505	4	7550	20	0		0		0	
2019-12-06	7435	7655	7335	7460	3582	2966		7555		7600	9	0		0		0	
2019-12-09	7570	7705	7290	7320	3636	3086		7425		7460	31	0		0		0	
2019-12-10	7345	7410	7165	7215	3515	3232		7310		7370	15	0		0		0	
2019-12-11	7250	7290	7130	7175	3191	3250		7260	1	7325	35	0		0		0	
2019-12-12	7210	7370	7070	7265	4699	3226		7335	5	7415	25	0		0		0	
2019-12-13	7215	7335	7200	7265	3980	3208		7345	9	7360	41	0		0		0	
2019-12-16	7120	7145	6790	6860	8223	3357		6920	17	6925	191	6950		6965		0	
2019-12-17	6880	6940	6560	6580	6716	3840		6635	43	6645	192	6670		6685		0	
2019-12-18	6575	7235	6420	7135	13137	3530		7185	38	7205	310	7225		7245		0	
2019-12-19	7280	7440	7055	7165	5021	3497		7225	22	7270	135	7295		7305		0	
2019-12-20	7160	7235	7085	7230	3323	3535		7290	15	7325	63	7350		7365		0	
2019-12-23	7420	7715	7290	7410	9514	3532		7495	31	7535	164	7560		7605		0	
2019-12-24	7330	7430	7215	7235	4255	3541		7320	27	7350	67	7375		7420		0	
2019-12-26	7220	7445	7170	7250	5591	3396		7345	17	7385	70	7420		7460		0	
2019-12-27	7195	7255	7055	7204	4573	2873		7310	16	7340	116	7435		7415		0	
2019-12-30	7445	7480	7245	7285	3179	3044		7330	12	7385	47	7420		7485		0	
2019-12-31	7295	7350	7160	7210	3123	3186		7240	98	7285	72	7295		7405		7500	
2020-01-02	7225	7225	6900	6940	4964	3650		6985	150	7040	60	7115		7150		7175	
2020-01-03	6960	7500	6860	7385	9169	3713		7415	391	7455	119	7500		7570		7595	2
2020-01-06	7435	7685	7385	7615	6664	4329		7655	211	7710	349	7740		7805		7810	
2020-01-07	7725	8300	7725	8280	12325	5400		8315	484	8350	315	8380		8445		8475	
2020-01-08	8165	8595	7915	8110	17042	5093		8160	543	8225	166	8250		8335		8350	1
2020-01-09	8120	8170	7800	7885	10597	4911		7935	155	7985	42	8020		8100		8110	1
2020-01-10	7855	8220	7700	8135	13522	5166		8180	271	8235	138	8275		8350		8360	2
2020-01-13	8235	8300	8100	8200	3520	4949		8260	210	8330	100	8360	4	8410		8450	
2020-01-14	8165	8955	8150	8750	14807	5405		8830	820	8935	458	8985	18	9050		9085	8
2020-01-15	8810	8995	8635	8880	7593	5258		8950	280	9045	259	9090		9145		9180	35
2020-01-16	8925	8955	8615	8790	6265	5172		8850	289	8930	142	8985		9035		9060	16
2020-01-17	8765	9085	8720	8925	7245	5329		8995	191	9075	150	9130	1	9185		9225	8
2020-01-21	8720	8825	8515	8750	8117	5139		8795	383	8865	266	8915	6	8970		9010	1
2020-01-22	8775	8865	8600	8680	4952	5016		8740	129	8825	100	8875	6	8930		8970	1
2020-01-23	8665	8705	8290	8370	14502	4399		8430	419	8485	235	8535	6	8590		8630	1
2020-01-24	8410	8540	8235	8495	10576	4467		8545	575	8615	152	8665	9	8720		8760	3
2020-01-27	8595	9020	8575	8995	14102	4994		9075	587	9175	324	9225	57	9280		9320	3
2020-01-28	8935	9215	8895	9060	17425	4917		9175	1182	9275	352	9325	12	9380		9420	1
2020-01-29	9040	9480	9040	9390	13815	5171		9525	1328	9620	344	9685	21	9750		9795	1
2020-01-30	9335	9570	9160	9555	18070	4759		9730	2737	9815	274	9875	11	9935		9970	7
2020-01-31	9555	9555	9180	9278	9639	4074		9440	9428	9535	177	9590	1	9650		9680	26
2020-02-03	9495	9790	9270	9410	9210	4143		9410	8918	9510	274	9570	18	9635		9665	
2020-02-04	9355	9440	9130	9255	8390	4367		9255	8189	9360	199	9420	2	9485		9525	
2020-02-05	9245	9945	9220	9830	14938	5186		9830	14307	9940	498	10020	117	10085		10125	16
2020-02-06	9800	10010	9685	9895	12886	5320		9895	12014	10025	703	10105	165	10180		10215	4
2020-02-07	9805	10030	9740	9845	8887	5181		9845	8523	9980	343	10055	10	10135		10170	10
2020-02-10	10200	10360	9510	9935	7263	5255		9935	6779	10100	387	10190	38	10270		10305	58
2020-02-11	9930	10570	9790	10405	16558	6106		10405	15832	10585	678	10695	33	10775		10810	11
2020-02-12	10325	10620	10315	10525	13378	6040		10525	13010	10730	363	10875	2	11005		11040	3
2020-02-13	10505	10670	10160	10305	16766	6086		10305	16242	10490	486	10620	29	10710		10865	2
2020-02-14	10305	10635	10210	10495	9261	6512		10495	8771	10675	456	10795	30	10875		11030	4
2020-02-18	9980	10365	9505	10250	23036	6463		10250	20878	10415	2045	10535	85	10635		10790	8
2020-02-19	10280	10545	9245	10225	9882	6621		10225	9019	10395	742	10515	72	10615		10720	4
2020-02-20	9735	9735	9405	9615	4397	6310		9615	3918	9760	441	9865	19	9965		10025	9
2020-02-21	9650	9830	9600	9740	2433	6350		9740	2125	9885	267	10005	27	10065		10165	1
2020-02-24	9935	10075	9480	9600	9212	5662		9600	7379	9745	1636	9855	195	9945		10005	1
2020-02-25	9640	9695	9240	9320	5727	5632		9320	4061	9435	1538	9540	113	9650		9720	5
2020-02-26	9510	9530	8705	8885	9826	5358		8780	7637	8885	2011	8975	118	9055		9115	49
2020-02-27	8800	9055	8575	8945	6160	4975		8890	3897	8945	2186	9040	51	9120		9180	3
2020-02-28	8855	8965	8480	8700	4695	0		8663	626	8700	3889	8780	168	8880		8950	7
---	---	---	---	---	---	---		---	---	---	---	---	---	---	---	---	---



IMM扱い8通貨/ダウ/日経/金/オイル/主要クロス円の過去5日及び過去5週の4本値

AUDUSD					CADUSD					CHFUSD				
Date	Open	High	Low	Close	Date	Open	High	Low	Close	Date	Open	High	Low	Close
2020/02/28	0.6574	0.6585	0.6437	0.6514	2020/02/28	0.7471	0.7475	0.7427	0.7449	2020/02/28	1.0327	1.0405	1.0314	1.0364
2020/02/27	0.6548	0.6592	0.6544	0.6574	2020/02/27	0.7497	0.7509	0.7466	0.7471	2020/02/27	1.0237	1.0336	1.0234	1.0326
2020/02/26	0.6600	0.6607	0.6543	0.6548	2020/02/26	0.7526	0.7535	0.7497	0.7497	2020/02/26	1.0247	1.0278	1.0226	1.0236
2020/02/25	0.6600	0.6622	0.6587	0.6600	2020/02/25	0.7523	0.7537	0.7516	0.7526	2020/02/25	1.0213	1.0255	1.0199	1.0247
2020/02/24	0.6596	0.6620	0.6587	0.6600	2020/02/24	0.7544	0.7549	0.7515	0.7523	2020/02/24	1.0209	1.0240	1.0188	1.0213

CNYUSD					EURUSD					GBPUSD				
Date	Open	High	Low	Close	Date	Open	High	Low	Close	Date	Open	High	Low	Close
2020/02/28	0.1427	0.1431	0.1424	0.1431	2020/02/28	1.1003	1.1053	1.0951	1.1040	2020/02/28	1.2893	1.2919	1.2726	1.2824
2020/02/27	0.1424	0.1426	0.1423	0.1426	2020/02/27	1.0883	1.1006	1.0880	1.1003	2020/02/27	1.2903	1.2946	1.2860	1.2892
2020/02/26	0.1424	0.1424	0.1421	0.1423	2020/02/26	1.0881	1.0908	1.0855	1.0883	2020/02/26	1.3002	1.3008	1.2898	1.2903
2020/02/25	0.1422	0.1426	0.1422	0.1423	2020/02/25	1.0852	1.0890	1.0830	1.0881	2020/02/25	1.2924	1.3018	1.2914	1.3002
2020/02/24	0.1417	0.1421	0.1417	0.1421	2020/02/24	1.0830	1.0872	1.0807	1.0852	2020/02/24	1.2951	1.2955	1.2887	1.2924

JPYUSD					MXNUSD					NZDUSD				
Date	Open	High	Low	Close	Date	Open	High	Low	Close	Date	Open	High	Low	Close
2020/02/28	0.9129	0.9301	0.9117	0.9267	2020/02/28	5.1280	5.1395	5.0299	5.0891	2020/02/28	0.6312	0.6319	0.6193	0.6251
2020/02/27	0.9056	0.9146	0.9053	0.9129	2020/02/27	5.1836	5.1902	5.1234	5.1280	2020/02/27	0.6289	0.6334	0.6284	0.6312
2020/02/26	0.9074	0.9080	0.9033	0.9056	2020/02/26	5.2417	5.2449	5.1795	5.1836	2020/02/26	0.6319	0.6322	0.6287	0.6289
2020/02/25	0.9035	0.9100	0.9006	0.9074	2020/02/25	5.2425	5.2784	5.2089	5.2417	2020/02/25	0.6337	0.6359	0.6311	0.6320
2020/02/24	0.8973	0.9063	0.8954	0.9035	2020/02/24	5.2676	5.2676	5.1943	5.2425	2020/02/24	0.6318	0.6356	0.6304	0.6337

Nikkei 225 - Japan (NIX)					出来高	
Date	Open	High	Low	Close	(ドル建て終値)	
2020/02/28	21518.01	21525.12	20916.40	21142.96	195.93	0 2419793500
2020/02/27	22255.83	22270.51	21844.46	21948.23	200.37	1062165100 1810534500
2020/02/26	22374.14	22456.55	22127.67	22426.19	203.09	993403400 1676581400
2020/02/25	22949.37	22949.48	22336.43	22605.41	205.12	1058393500 1777120600
2020/02/24	--non--	--non--	--non--	--non--	--non--	0 0
週4本値	--non--	22949.48	20916.40	21142.96	195.93	(N225銘柄計) (東証一部全体計)

XAUUSD				
Date	Open	High	Low	Close
2020/02/28	1644.28	1649.59	1563.49	1577.40
2020/02/27	1640.81	1660.39	1635.43	1645.00
2020/02/26	1634.97	1655.02	1625.01	1640.98
2020/02/25	1659.35	1664.01	1626.67	1635.21
2020/02/24	1654.84	1689.04	1651.16	1659.41
週4本値	1654.84	1689.04	1563.49	1577.40

Dow Jones Industrial - USA (DJIA)					出来高
Date	Open	High	Low	Close	
2020/02/28	25270.83	25494.24	24681.01	25409.36	0
2020/02/27	26526.00	26775.31	25752.82	25766.64	201721546
2020/02/26	27159.46	27542.78	26890.97	26957.59	130871696
2020/02/25	28037.65	28149.20	26997.62	27081.36	150110494
2020/02/24	28402.93	28402.93	27912.44	27960.80	140956562
週4本値	28402.93	28402.93	24681.01	25409.36	

Historical Data by

 Arrangement by


Crude Light Oil					
Date	Open	High	Low	Close	出来高
2020/02/28	46.49	47.03	43.85	44.76	1885514
2020/02/27	48.63	48.78	45.88	47.09	1829637
2020/02/26	50.08	50.44	48.30	48.73	1505750
2020/02/25	51.37	52.02	49.69	49.90	1309995
2020/02/24	52.60	52.64	50.45	51.43	1351507
週4本値	52.60	52.64	43.85	44.76	

USDJPY					EURJPY					GBPJPY				
日付	始値	高値	安値	終値	日付	始値	高値	安値	終値	日付	始値	高値	安値	終値
2020/02/28	109.54	109.68	107.51	107.91	2020/02/28	120.53	120.66	118.40	119.13	2020/02/28	141.24	141.41	137.58	138.38
2020/02/27	110.43	110.46	109.34	109.54	2020/02/27	120.18	121.04	119.95	120.53	2020/02/27	142.49	142.56	140.85	141.22
2020/02/26	110.21	110.70	110.13	110.42	2020/02/26	119.92	120.57	119.75	120.17	2020/02/26	143.29	143.72	142.25	142.48
2020/02/25	110.68	111.04	109.89	110.21	2020/02/25	120.11	120.54	119.42	119.92	2020/02/25	143.04	143.65	142.97	143.29
2020/02/24	111.45	111.68	110.34	110.68	2020/02/24	120.70	121.07	119.90	120.11	2020/02/24	144.34	144.63	142.64	143.05

USDJPY Weekly					EURJPY Weekly					GBPJPY Weekly				
日付	始値	高値	安値	終値	日付	始値	高値	安値	終値	日付	始値	高値	安値	終値
2020/02/28	111.45	111.68	107.51	107.91	2020/02/28	120.70	121.07	118.40	119.13	2020/02/28	144.34	144.63	137.58	138.38
2020/02/21	109.78	112.22	109.66	111.60	2020/02/21	119.00	121.38	118.47	121.08	2020/02/21	143.21	144.96	142.32	144.63
2020/02/14	109.72	110.13	109.56	109.78	2020/02/14	120.08	120.33	118.87	118.97	2020/02/14	141.41	143.48	141.24	143.24
2020/02/07	108.34	110.03	108.33	109.76	2020/02/07	120.10	121.15	119.92	120.16	2020/02/07	142.79	143.38	140.94	141.42
2020/01/31	108.91	109.27	108.31	108.36	2020/01/31	120.14	120.43	119.78	120.17	2020/01/31	142.41	143.29	141.27	143.08

先週のIMM取り扱い対ドル8通貨チャート

※ 赤点線は週最高値/青点線は週最低値、BB中心線はSMA21

2020/02/24 ~ 2020/02/28

Chart by OANDA Japan MetaTrader4



Pivot Maker Ver 3.0 by FX_勝てば官軍?

<http://fx.najirane.com>