

JAPANESE YEN - CHICAGO MERCANTILE EXCHANGE

Code-097741

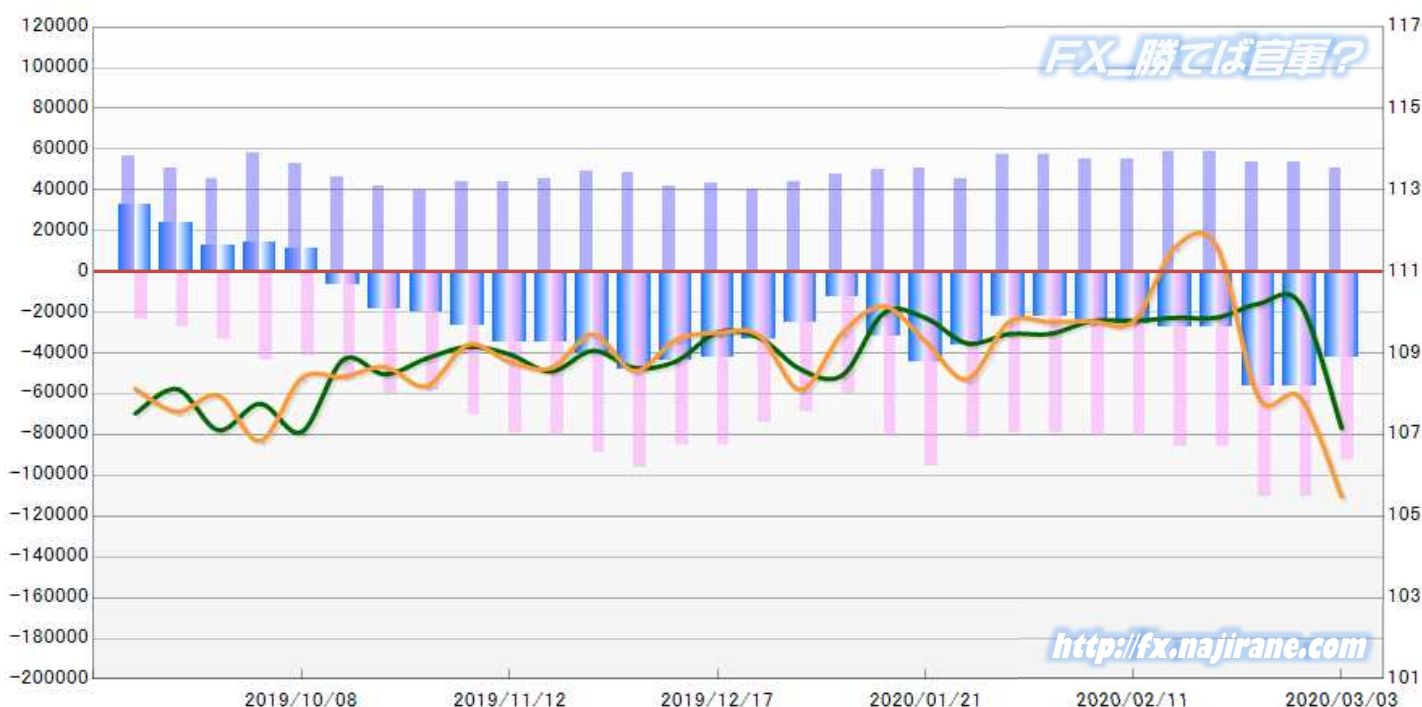
2019/09/10 ~ 2020/03/03

2020/03/06 NYクローズ時公表値

Report_Date	Non Commercial Positions												火曜日 引け値	金曜日 引け値
	Long	増減	増減(%)	Short	増減	増減(%)	売り越し	増減	増減(%)	売買計	増減	増減(%)		
2020/03/03	50598	-3257	-6.0%	92922	-17322	-15.7%	42324	-14065	-24.9%	143520	-20579	-12.5%	107.16	105.48
2020/02/25	53855	-4750	-8.1%	110244	24418	28.5%	56389	29168	107.2%	164099	19668	13.6%	110.21	107.91
2020/02/18	58605	3800	6.9%	85826	4833	6.0%	27221	1033	3.9%	144431	8633	6.4%	109.87	111.60
2020/02/11	54805	-2867	-5.0%	80993	1423	1.8%	26188	4290	19.6%	135798	-1444	-1.1%	109.79	109.78
2020/02/04	57672	11996	26.3%	79570	-2131	-2.6%	21898	-14127	-39.2%	137242	9865	7.7%	109.47	109.76
2020/01/28	45676	-4920	-9.7%	81701	-13596	-14.3%	36025	-8676	-19.4%	127377	-18516	-12.7%	109.24	108.36
2020/01/21	50596	876	1.8%	95297	14147	17.4%	44701	13271	42.2%	145893	15023	11.5%	109.86	109.28
2020/01/14	49720	1874	3.9%	81150	21056	35.0%	31430	19182	156.6%	130870	22930	21.2%	109.99	110.15
2020/01/07	47846	4178	9.6%	60094	-8876	-12.9%	12248	-13054	-51.6%	107940	-4698	-4.2%	108.46	109.50
2019/12/31	43668	3076	7.6%	68970	-5164	-7.0%	25302	-8240	-24.6%	112638	-2088	-1.8%	108.60	108.10
2019/12/24	40592	-2826	-6.5%	74134	-11346	-13.3%	33542	-8520	-20.3%	114726	-14172	-11.0%	109.38	109.43
2019/12/17	43418	1575	3.8%	85480	-45	-0.1%	42062	-1620	-3.7%	128898	1530	1.2%	109.51	109.50
2019/12/10	41843	-6469	-13.4%	85525	-10610	-11.0%	43682	-4141	-8.7%	127368	-17079	-11.8%	108.80	109.33
2019/12/03	48312	-966	-2.0%	96135	7266	8.2%	47823	8232	20.8%	144447	6300	4.6%	108.64	108.56
2019/11/26	49278	3855	8.5%	88869	8415	10.5%	39591	4560	13.0%	138147	12270	9.7%	109.06	109.46
2019/11/19	45423	1459	3.3%	80454	1493	1.9%	35031	34	0.1%	125877	2952	2.4%	108.55	108.64
2019/11/12	43964	-32	-0.1%	78961	8360	11.8%	34997	8392	31.5%	122925	8328	7.3%	108.97	108.79
2019/11/05	43996	4811	12.3%	70601	11718	19.9%	26605	6907	35.1%	114597	16529	16.9%	109.16	109.21
2019/10/29	39185	-2371	-5.7%	58883	-838	-1.4%	19698	1533	8.4%	98068	-3209	-3.2%	108.87	108.19
2019/10/22	41556	-4860	-10.5%	59721	6664	12.6%	18165	11524	173.5%	101277	1804	1.8%	108.48	108.66
2019/10/15	46416	-6387	-12.1%	53057	11266	27.0%	6641	-17653	-160.3%	99473	4879	5.2%	108.84	108.42
2019/10/08	52803	-5090	-8.8%	41791	-2185	-5.0%	-11012	-2905	-20.9%	94594	-7275	-7.1%	107.07	108.39
2019/10/01	57893	12134	26.5%	43976	11000	33.4%	-13917	1134	8.9%	101869	23134	29.4%	107.76	106.85
2019/09/24	45759	-5083	-10.0%	32976	5996	22.2%	-12783	-11079	-46.4%	78735	913	1.2%	107.11	107.96
2019/09/17	50842	-5737	-10.1%	26980	2992	12.5%	-23862	-8729	-26.8%	77822	-2745	-3.4%	108.12	107.56
2019/09/10	56579			23988			-32591			80567			107.52	108.12

JAPANESE YEN - CHICAGO MERCANTILE EXCHANGE  
FUTURES ONLY POSITIONS

— 金曜終値 — 火曜終値 — Short枚数 — Long枚数 ■ 売り越し or 買い越し枚数



**EURO FX - CHICAGO MERCANTILE EXCHANGE**

Code-099741

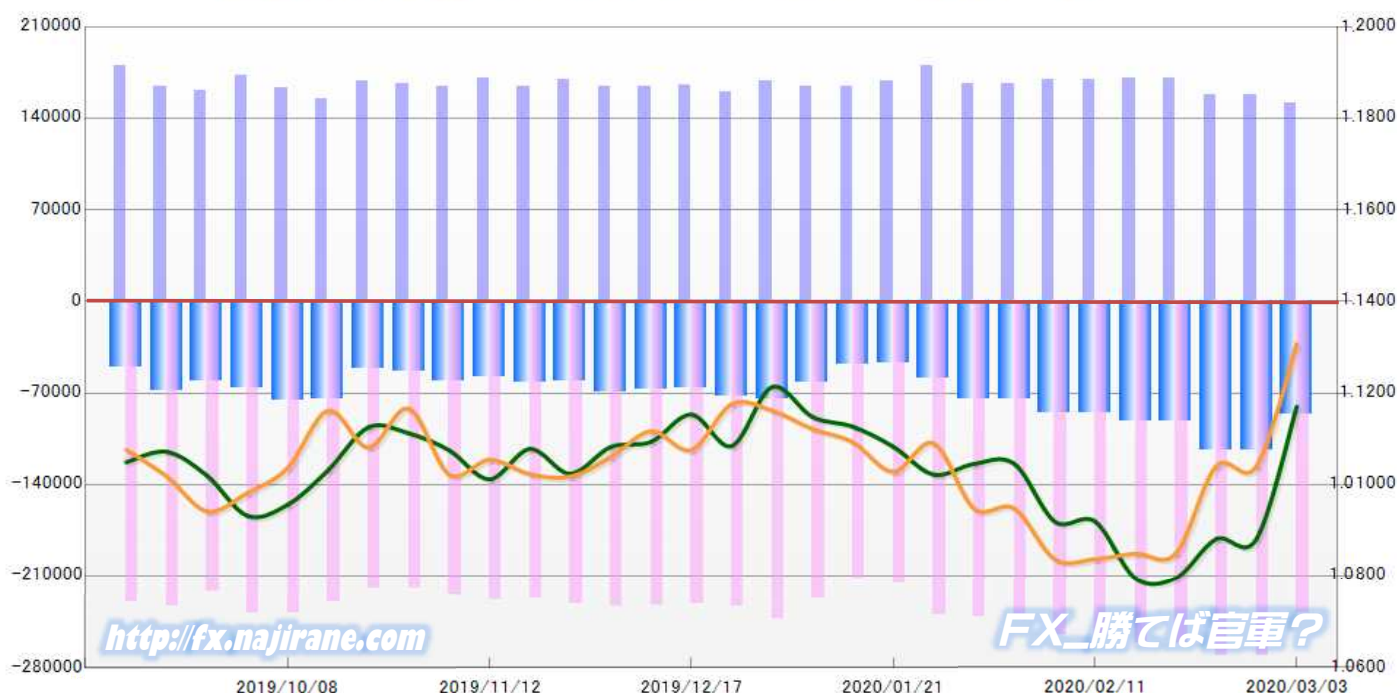
2019/09/10 ~ 2020/03/03

2020/03/06 NYクローズ時公表値

Report_Date	Non Commercial Positions										火曜日 引け値	金曜日 引け値		
	Long	増減		Short	増減		売り越し	増減		売買計			増減	
2020/03/03	151904	-5683	-3.6%	238607	-33001	-12.2%	86703	-27318	-24.0%	390511	-38684	-9.0%	1.1171	1.1307
2020/02/25	157587	-12999	-7.6%	271608	9515	3.6%	114021	22514	24.6%	429195	-3484	-0.8%	1.0881	1.1040
2020/02/18	170586	1111	0.7%	262093	6949	2.7%	91507	5838	6.8%	432679	8060	1.9%	1.0795	1.0849
2020/02/11	169475	2550	1.5%	255144	13139	5.4%	85669	10589	14.1%	424619	15689	3.8%	1.0919	1.0837
2020/02/04	166925	-13728	-7.6%	242005	2490	1.0%	75080	16218	27.6%	408930	-11238	-2.7%	1.1045	1.0948
2020/01/28	180653	12437	7.4%	239515	24280	11.3%	58862	11843	25.2%	420168	36717	9.6%	1.1022	1.1090
2020/01/21	168216	4335	2.6%	215235	3172	1.5%	47019	-1163	-2.4%	383451	7507	2.0%	1.1083	1.1028
2020/01/14	163881	-932	-0.6%	212063	-14414	-6.4%	48182	-13482	-21.9%	375944	-15346	-3.9%	1.1127	1.1093
2020/01/07	164813	-4039	-2.4%	226477	-16720	-6.9%	61664	-12681	-17.1%	391290	-20759	-5.0%	1.1148	1.1122
2019/12/31	168852	8589	5.4%	243197	9991	4.3%	74345	1402	1.9%	412049	18580	4.7%	1.1213	1.1162
2019/12/24	160263	-5092	-3.1%	233206	2157	0.9%	72943	7249	11.0%	393469	-2935	-0.7%	1.1085	1.1176
2019/12/17	165355	623	0.4%	231049	-1326	-0.6%	65694	-1949	-2.9%	396404	-703	-0.2%	1.1153	1.1076
2019/12/10	164732	340	0.2%	232375	-1066	-0.5%	67643	-1406	-2.0%	397107	-726	-0.2%	1.1093	1.1117
2019/12/03	164392	-5524	-3.3%	233441	2109	0.9%	69049	7633	12.4%	397833	-3415	-0.9%	1.1082	1.1060
2019/11/26	169916	6018	3.7%	231332	4931	2.2%	61416	-1087	-1.7%	401248	10949	2.8%	1.1024	1.1018
2019/11/19	163898	-6352	-3.7%	226401	-1518	-0.7%	62503	4834	8.4%	390299	-7870	-2.0%	1.1078	1.1023
2019/11/12	170250	6067	3.7%	227919	2990	1.3%	57669	-3077	-5.1%	398169	9057	2.3%	1.1012	1.1054
2019/11/05	164183	-2357	-1.4%	224929	5034	2.3%	60746	7391	13.9%	389112	2677	0.7%	1.1075	1.1022
2019/10/29	166540	-2113	-1.3%	219895	192	0.1%	53355	2305	4.5%	386435	-1921	-0.5%	1.1112	1.1166
2019/10/22	168653	13680	8.8%	219703	-10424	-4.5%	51050	-24104	-32.1%	388356	3256	0.8%	1.1125	1.1081
2019/10/15	154973	-7804	-4.8%	230127	-8063	-3.4%	75154	-259	-0.3%	385100	-15867	-4.0%	1.1031	1.1161
2019/10/08	162777	-9481	-5.5%	238190	-46	0.0%	75413	9435	14.3%	400967	-9527	-2.3%	1.0956	1.1036
2019/10/01	172258	11571	7.2%	238236	16827	7.6%	65978	5256	8.7%	410494	28398	7.4%	1.0932	1.0981
2019/09/24	160687	-3585	-2.2%	221409	-11422	-4.9%	60722	-7837	-11.4%	382096	-15007	-3.8%	1.1020	1.0942
2019/09/17	164272	-16263	-9.0%	232831	2454	1.1%	68559	18717	37.6%	397103	-13809	-3.4%	1.1072	1.1018
2019/09/10	180535			230377			49842			410912			1.1049	1.1076

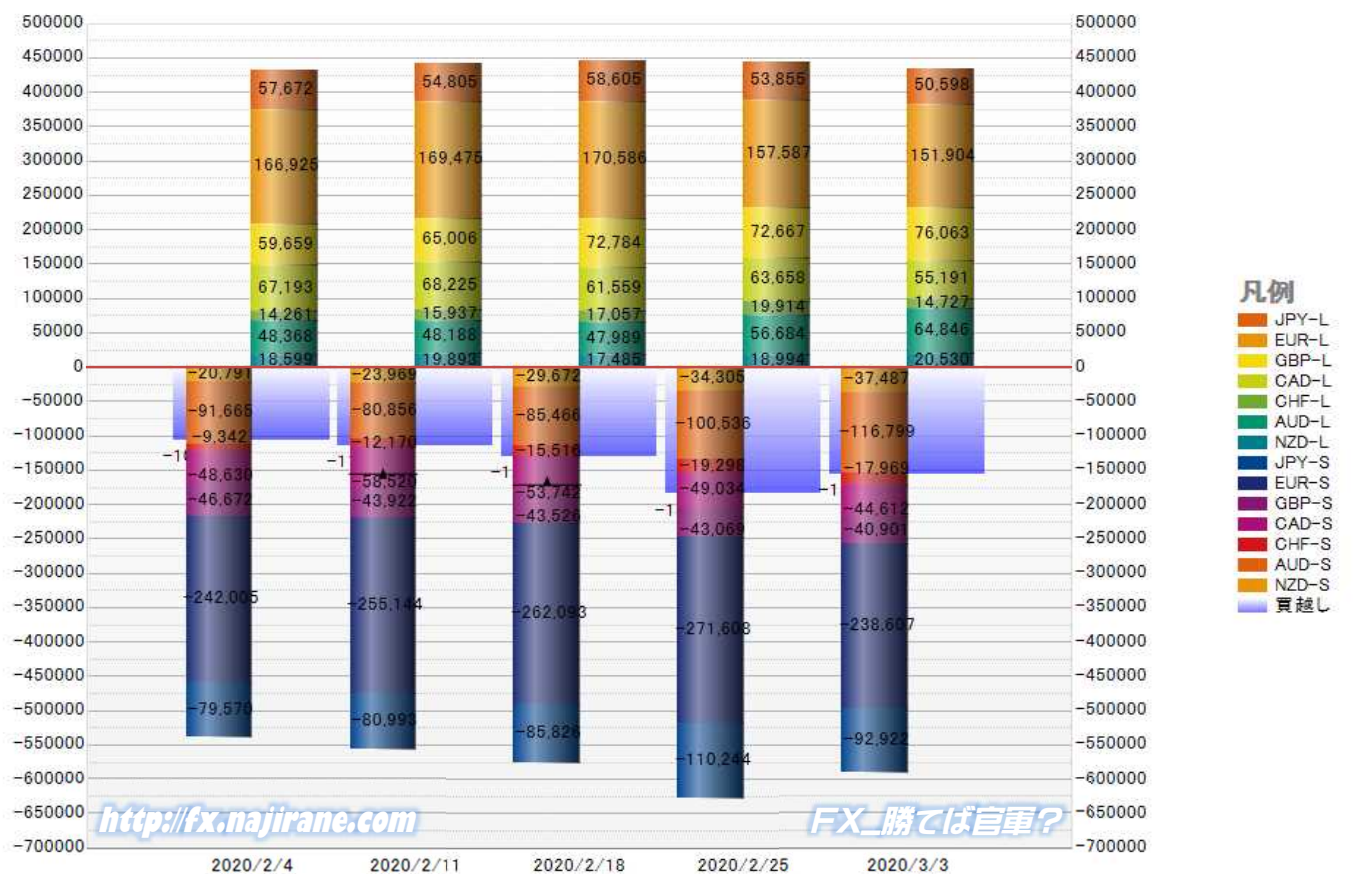
**EURO FX - CHICAGO MERCANTILE EXCHANGE  
FUTURES ONLY POSITIONS**

— 金曜締め最終値 — 火曜締め最終値 — Short枚数 — Long枚数 ■ 売り越し or 買い越し枚数



	2020/02/04			2020/02/11			2020/02/18			2020/02/25			2020/03/03		
	Long	Short	売り越し	Long	Short	売り越し	Long	Short	売り越し	Long	Short	売り越し	Long	Short	売り越し
JPY	57672	79570	21898	54805	80993	26188	58605	85826	27221	53855	110244	56389	50598	92922	42324
	前週比 枚数増減 (枚)			-2867	1423	4290	3800	4833	1033	-4750	24418	29168	-3257	-17322	-14065
	前週比 枚数増減 (%)			-5.0%	1.8%	19.6%	6.9%	6.0%	3.9%	-8.1%	28.5%	107.2%	-6.0%	-15.7%	-24.9%
EUR	166925	242005	75080	169475	255144	85669	170586	262093	91507	157587	271608	114021	151904	238607	86703
	前週比 枚数増減 (枚)			2550	13139	10589	1111	6949	5838	-12999	9515	22514	-5683	-33001	-27318
	前週比 枚数増減 (%)			1.5%	5.4%	14.1%	0.7%	2.7%	6.8%	-7.6%	3.6%	24.6%	-3.6%	-12.2%	-24.0%
GBP	59659	46672	-12987	65006	43922	-21084	72784	43526	-29258	72667	43069	-29598	76063	40901	-35162
	前週比 枚数増減 (枚)			5347	-2750	8097	7778	-396	8174	-117	-457	340	3396	-2168	5564
	前週比 枚数増減 (%)			9.0%	-5.9%	62.3%	12.0%	-0.9%	38.8%	-0.2%	-1.0%	1.2%	4.7%	-5.0%	18.8%
AUD	48368	91665	43297	48188	80856	32668	47989	85466	37477	56684	100536	43852	64846	116799	51953
	前週比 枚数増減 (枚)			-180	-10809	-10629	-199	4610	4809	8695	15070	6375	8162	16263	8101
	前週比 枚数増減 (%)			-0.4%	-11.8%	-24.5%	-0.4%	5.7%	14.7%	18.1%	17.6%	17.0%	14.4%	16.2%	18.5%
CAD	67193	48630	-18563	68225	58520	-9705	61559	53742	-7817	63658	49034	-14624	55191	44612	-10579
	前週比 枚数増減 (枚)			1032	9890	-8858	-6666	-4778	-1888	2099	-4708	6807	-8467	-4422	-4045
	前週比 枚数増減 (%)			1.5%	20.3%	-47.7%	-9.8%	-8.2%	-19.5%	3.4%	-8.8%	87.1%	-13.3%	-9.0%	-27.7%
CHF	14261	9342	-4919	15937	12170	-3767	17057	15516	-1541	19914	19298	-616	14727	17969	3242
	前週比 枚数増減 (枚)			1676	2828	-1152	1120	3346	-2226	2857	3782	-925	-5187	-1329	3858
	前週比 枚数増減 (%)			11.8%	30.3%	-23.4%	7.0%	27.5%	-59.1%	16.7%	24.4%	-60.0%	-26.0%	-6.9%	626.3%
NZD	18599	20791	2192	19893	23969	4076	17485	29672	12187	18994	34305	15311	20530	37487	16957
	前週比 枚数増減 (枚)			1294	3178	1884	-2408	5703	8111	1509	4633	3124	1536	3182	1646
	前週比 枚数増減 (%)			7.0%	15.3%	85.9%	-12.1%	23.8%	199.0%	8.6%	15.6%	25.6%	8.1%	9.3%	10.8%
MXN	206538	41366	-165172	193940	37614	-156326	192345	39063	-153282	176836	26235	-150601	147358	16177	-131181
	前週比 枚数増減 (枚)			-12598	-3752	-8846	-1595	1449	-3044	-15509	-12828	-2681	-29478	-10058	-19420
	前週比 枚数増減 (%)			-6.1%	-9.1%	-5.4%	-0.8%	3.9%	-1.9%	-8.1%	-32.8%	-1.7%	-16.7%	-38.3%	-12.9%
Total All 8	639215	580041	-59174	635469	593188	-42281	638410	614904	-23506	620195	654329	34134	581217	605474	24257
	前週比 枚数増減 (枚)			-3746	13147	-16893	2941	21716	-18775	-18215	39425	57640	-38978	-48855	-9877
	前週比 枚数増減 (%)			-0.6%	2.3%	-28.5%	0.5%	3.7%	-44.4%	-2.9%	6.4%	245.2%	-6.3%	-7.5%	-28.9%
Total 7 (MXN除く)	432677	538675	105998	441529	555574	114045	446065	575841	129776	443359	628094	184735	433859	589297	155438
	前週比 枚数増減 (枚)			8852	16899	8047	4536	20267	15731	-2706	52253	54959	-9500	-38797	-29297
	前週比 枚数増減 (%)			2.0%	3.1%	7.6%	1.0%	3.6%	13.8%	-0.6%	9.1%	42.3%	-2.1%	-6.2%	-15.9%

### 直近5週 CFTC IMM主要7通貨の構成



<http://fx.najirane.com>

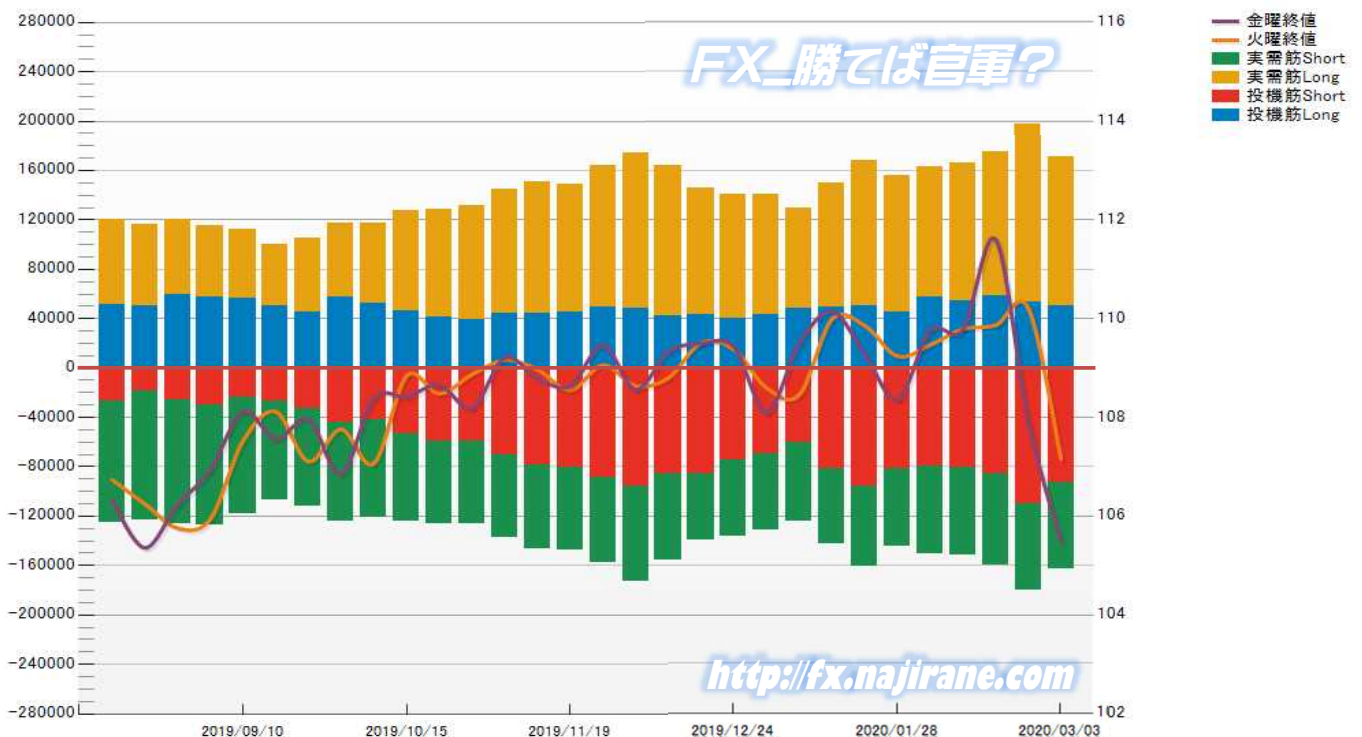
FXに勝てば官軍?

JAPANESE YEN - CHICAGO MERCANTILE EXCHANGE  
FUTURES ONLY POSITIONS

Code-097741  
2020/03/06 公表値

Date	投機筋集計				実需筋集計				投機筋+実需筋合計				ドル円終値	
	円買い	円売り	売り越し	売買計	円買い	円売り	売り越し	売買計	円買い	円売り	売り越し	売買計	火曜締め	金曜締め
2020/03/03	50598	92922	42324	143520	120130	70043	-50087	190173	170728	162965	-7763	333693	107.16	105.48
2020/02/25	53855	110244	56389	164099	144064	69816	-74248	213880	197919	180060	-17859	377979	110.21	107.91
2020/02/18	58605	85826	27221	144431	116686	73909	-42777	190595	175291	159735	-15556	335026	109.87	111.60
2020/02/11	54805	80993	26188	135798	111167	70770	-40397	181937	165972	151763	-14209	317735	109.79	109.78
2020/02/04	57672	79570	21898	137242	105438	71114	-34324	176552	163110	150684	-12426	313794	109.47	109.76
2020/01/28	45676	81701	36025	127377	110412	63226	-47186	173638	156088	144927	-11161	301015	109.24	108.36
2020/01/21	50596	95297	44701	145893	117694	65587	-52107	183281	168290	160884	-7406	329174	109.86	109.28
2020/01/14	49720	81150	31430	130870	100226	61710	-38516	161936	149946	142860	-7086	292806	109.99	110.15
2020/01/07	47846	60094	12248	107940	82055	64595	-17460	146650	129901	124689	-5212	254590	108.46	109.50
2019/12/31	43668	68970	25302	112638	97526	62360	-35166	159886	141194	131330	-9864	272524	108.60	108.10
2019/12/24	40592	74134	33542	114726	99923	61911	-38012	161834	140515	136045	-4470	276560	109.38	109.43
2019/12/17	43418	85480	42062	128898	102748	54004	-48744	156752	146166	139484	-6682	285650	109.51	109.50
2019/12/10	41843	85525	43682	127368	122108	70477	-51631	192585	163951	156002	-7949	319953	108.80	109.33
2019/12/03	48312	96135	47823	144447	126334	76981	-49353	203315	174646	173116	-1530	347762	108.64	108.56
2019/11/26	49278	88869	39591	138147	115116	68413	-46703	183529	164394	157282	-7112	321676	109.06	109.46
2019/11/19	45423	80454	35031	125877	102992	67501	-35491	170493	148415	147955	-460	296370	108.55	108.64
2019/11/12	43964	78961	34997	122925	106504	67386	-39118	173890	150468	146347	-4121	296815	108.97	108.79
2019/11/05	43996	70601	26605	114597	101217	66522	-34695	167739	145213	137123	-8090	282336	109.16	109.21
2019/10/29	39185	58883	19698	98068	92543	67446	-25097	159989	131728	126329	-5399	258057	108.87	108.19
2019/10/22	41556	59721	18165	101277	87258	66682	-20576	153940	128814	126403	-2411	255217	108.48	108.66
2019/10/15	46416	53057	6641	99473	81307	71535	-9772	152842	127723	124592	-3131	252315	108.84	108.42
2019/10/08	52803	41791	-11012	94594	64209	79599	15390	143808	117012	121390	4378	238402	107.07	108.39
2019/10/01	57893	43976	-13917	101869	59504	80137	20633	139641	117397	124113	6716	241510	107.76	106.85
2019/09/24	45759	32976	-12783	78735	59437	78841	19404	138278	105196	111817	6621	217013	107.11	107.96
2019/09/17	50842	26980	-23862	77822	49738	80331	30593	130069	100580	107311	6731	207891	108.12	107.56
2019/09/10	56579	23988	-32591	80567	55208	94409	39201	149617	111787	118397	6610	230184	107.52	108.12
2019/09/03	57222	29540	-27682	86762	58451	97429	38978	155880	115673	126969	11296	242642	105.94	106.93
2019/08/27	59795	26188	-33607	85983	60327	99944	39617	160271	120122	126132	6010	246254	105.76	106.23
2019/08/20	49984	18830	-31154	68814	66338	104320	37982	170658	116322	123150	6828	239472	106.25	105.36
2019/08/13	51764	27022	-24742	78786	68708	98250	29542	166958	120472	125272	4800	245744	106.74	106.32

JAPANESE YEN - CHICAGO MERCANTILE EXCHANGE  
FUTURES ONLY POSITIONS Code-097741

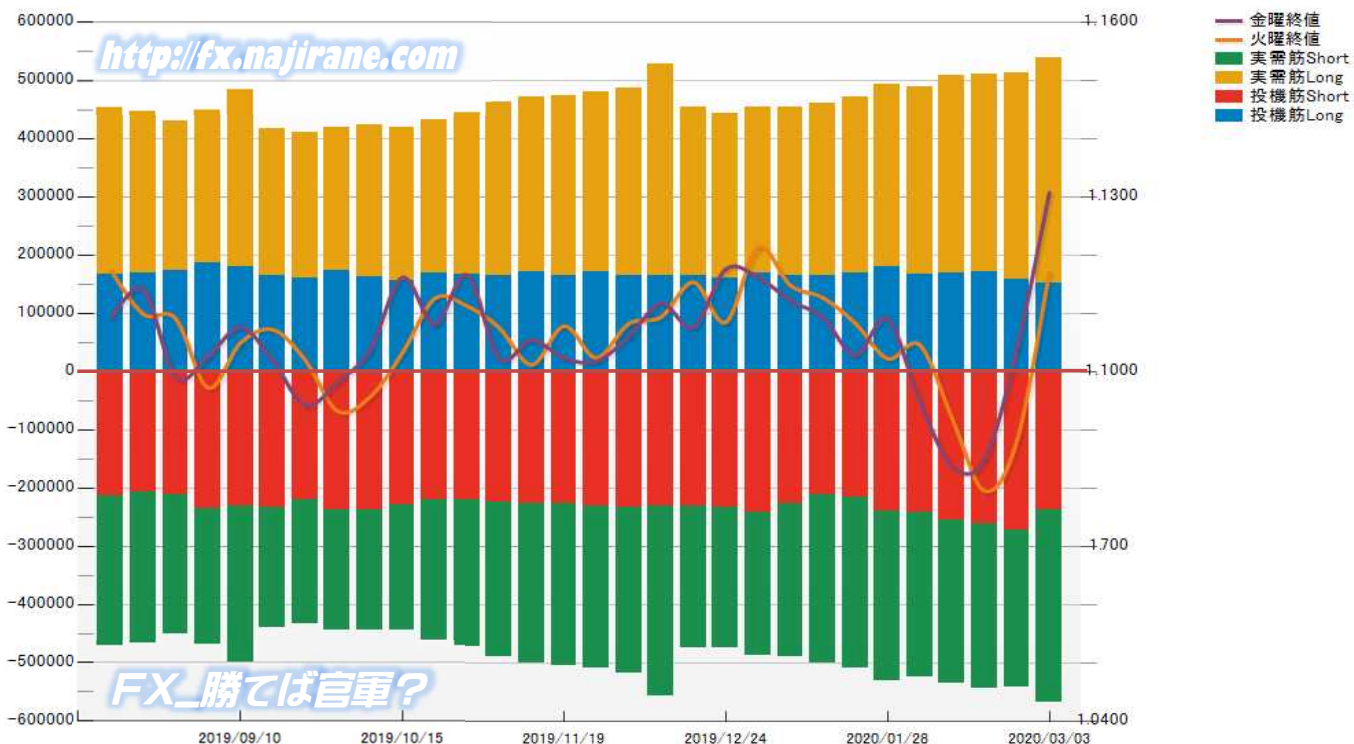


EURO FX - CHICAGO MERCANTILE EXCHANGE  
FUTURES ONLY POSITIONS

Code-099741  
2020/03/06 公表値

Date	投機筋集計				実需筋集計				投機筋+実需筋合計				ユーロドル終値	
	EUR買い	EUR売り	売り越し	売買計	EUR買い	EUR売り	売り越し	売買計	EUR買い	EUR売り	売り越し	売買計	火曜締め	金曜締め
2020/03/03	151904	238607	86703	390511	385539	329833	-55706	715372	537443	568440	30997	1105883	1.1171	1.1307
2020/02/25	157587	271608	114021	429195	355329	270784	-84545	626113	512916	542392	29476	1055308	1.0881	1.1040
2020/02/18	170586	262093	91507	432679	340245	282010	-58235	622255	510831	544103	33272	1054934	1.0795	1.0849
2020/02/11	169475	255144	85669	424619	338132	281706	-56426	619838	507607	536850	29243	1044457	1.0919	1.0837
2020/02/04	166925	242005	75080	408930	321548	283559	-37989	605107	488473	525564	37091	1014037	1.1045	1.0948
2020/01/28	180653	239515	58862	420168	311346	291195	-20151	602541	491999	530710	38711	1022709	1.1022	1.1090
2020/01/21	168216	215235	47019	383451	302385	295283	-7102	597668	470601	510518	39917	981119	1.1083	1.1028
2020/01/14	163881	212063	48182	375944	297419	288854	-8565	586273	461300	500917	39617	962217	1.1127	1.1093
2020/01/07	164813	226477	61664	391290	288408	263100	-25308	551508	453221	489577	36356	942798	1.1148	1.1122
2019/12/31	168852	243197	74345	412049	285490	245540	-39950	531030	454342	488737	34395	943079	1.1213	1.1162
2019/12/24	160263	233206	72943	393469	282401	241064	-41337	523465	442664	474270	31606	916934	1.1085	1.1176
2019/12/17	165355	231049	65694	396404	288313	244275	-44038	532588	453668	475324	21656	928992	1.1153	1.1076
2019/12/10	164732	232375	67643	397107	363680	325511	-38169	689191	528412	557886	29474	1086298	1.1093	1.1117
2019/12/03	164392	233441	69049	397833	321158	285706	-35452	606864	485550	519147	33597	1004697	1.1082	1.1060
2019/11/26	169916	231332	61416	401248	308994	277623	-31371	586617	478910	508955	30045	987865	1.1024	1.1018
2019/11/19	163898	226401	62503	390299	310291	278082	-32209	588373	474189	504483	30294	978672	1.1078	1.1023
2019/11/12	170250	227919	57669	398169	300579	273909	-26670	574488	470829	501828	30999	972657	1.1012	1.1054
2019/11/05	164183	224929	60746	389112	297733	265666	-32067	563399	461916	490595	28679	952511	1.1075	1.1022
2019/10/29	166540	219895	53355	386435	277771	251937	-25834	529708	444311	471832	27521	916143	1.1112	1.1166
2019/10/22	168653	219703	51050	388356	264350	242340	-22010	506690	433003	462043	29040	895046	1.1125	1.1081
2019/10/15	154973	230127	75154	385100	263082	214307	-48775	477389	418055	444434	26379	862489	1.1031	1.1161
2019/10/08	162777	238190	75413	400967	260777	206186	-54591	466963	423554	444376	20822	867930	1.0956	1.1036
2019/10/01	172258	238236	65978	410494	247476	206802	-40674	454278	419734	445038	25304	864772	1.0932	1.0981
2019/09/24	160687	221409	60722	382096	250286	211326	-38960	461612	410973	432735	21762	843708	1.1020	1.0942
2019/09/17	164272	232831	68559	397103	252628	207122	-45506	459750	416900	439953	23053	856853	1.1072	1.1018
2019/09/10	180535	230377	49842	410912	303836	270876	-32960	574712	484371	501253	16882	985624	1.1049	1.1076
2019/09/03	186144	235280	49136	421424	263544	236079	-27465	499623	449688	471359	21671	921047	1.0972	1.1026
2019/08/27	173451	212255	38804	385706	255401	239344	-16057	494745	428852	451599	22747	880451	1.1091	1.0990
2019/08/20	168455	206432	37977	374887	278685	262478	-16207	541163	447140	468910	21770	916050	1.1098	1.1140
2019/08/13	167214	213863	46649	381077	286585	259479	-27106	546064	453799	473342	19543	927141	1.1173	1.1093

EURO FX - CHICAGO MERCANTILE EXCHANGE  
FUTURES ONLY POSITIONS Code-099741



# CME Daily Volume

FX\_勝てば官軍?

<http://fx.najirane.com>

AUS Dollar		MONTHLY OPTIONS	FUTURE	WEEKLY FRIDAY OPTIONS					参考レート	
Date				WK 1	WK 2	WK 3	WK 4	WK 5	Open	Close
2020/3/5 (木)	6888	---	---	---	2036	309	---	---	0.6621	0.6613
2020/3/4 (水)	7549	---	---	---	267	---	3	---	0.6584	0.6622
2020/3/3 (火)	7114	---	---	---	561	15	73	---	0.6534	0.6584
2020/3/2 (月)	10708	---	---	---	902	5878	16	---	0.6484	0.6534
2020/2/28 (金)	13266	---	---	---	497	47	505	---	0.6574	0.6514
2020/2/27 (木)	5879	---	---	---	28	194	324	---	0.6548	0.6574
2020/2/26 (水)	6782	---	---	---	102	47	972	---	0.6600	0.6548
2020/2/25 (火)	2536	---	---	---	212	526	409	---	0.6600	0.6600
2020/2/24 (月)	4658	---	---	---	48	32	227	---	0.6596	0.6600
2020/2/21 (金)	7423	---	---	---	648	300	1176	---	0.6612	0.6627

CAN Dollar		MONTHLY OPTIONS	FUTURE	WEEKLY FRIDAY OPTIONS					参考レート	
Date				WK 1	WK 2	WK 3	WK 4	WK 5	Open	Close
2020/3/5 (木)	---	---	---	0	69	41	236	0	0.7469	0.7459
2020/3/4 (水)	---	---	---	0	96	66	335	0	0.7472	0.7468
2020/3/3 (火)	---	---	---	0	56	117	30	0	0.7502	0.7472
2020/3/2 (月)	---	---	---	0	1226	1	0	0	0.7442	0.7502
2020/2/28 (金)	---	---	---	0	285	21	423	0	0.7471	0.7449
2020/2/27 (木)	---	---	---	0	64	5	574	0	0.7497	0.7471
2020/2/26 (水)	---	---	---	0	24	2	202	0	0.7526	0.7497
2020/2/25 (火)	---	---	---	0	50	706	1588	0	0.7523	0.7526
2020/2/24 (月)	---	---	---	0	294	256	3029	0	0.7544	0.7523
2020/2/21 (金)	---	---	---	0	97	317	2045	0	0.7543	0.7566

SWISS FRANC		MONTHLY OPTIONS	FUTURE	WEEKLY FRIDAY OPTIONS					参考レート	
Date				WK 1	WK 2	WK 3	WK 4	WK 5	Open	Close
2020/3/5 (木)	51711	---	---	---	---	---	---	---	1.0455	1.0575
2020/3/4 (水)	53786	---	---	---	---	---	---	---	1.0459	1.0452
2020/3/3 (火)	82992	---	---	---	---	---	---	---	1.0437	1.0459
2020/3/2 (月)	81152	---	---	---	---	---	---	---	1.0377	1.0437
2020/2/28 (金)	75175	---	---	---	---	---	---	---	1.0327	1.0364
2020/2/27 (木)	51321	---	---	---	---	---	---	---	1.0237	1.0326
2020/2/26 (水)	37134	---	---	---	---	---	---	---	1.0247	1.0236
2020/2/25 (火)	39661	---	---	---	---	---	---	---	1.0213	1.0247
2020/2/24 (月)	40558	---	---	---	---	---	---	---	1.0209	1.0213
2020/2/21 (金)	38184	---	---	---	---	---	---	---	1.0162	1.0220

EU EURO		MONTHLY OPTIONS	FUTURE	WEEKLY FRIDAY OPTIONS					参考レート	
Date				WK 1	WK 2	WK 3	WK 4	WK 5	Open	Close
2020/3/5 (木)	37372	---	---	---	3507	1657	710	---	1.1134	1.1230
2020/3/4 (水)	34481	---	---	---	2563	490	1468	---	1.1171	1.1133
2020/3/3 (火)	42752	---	---	---	855	526	121	---	1.1140	1.1171
2020/3/2 (月)	62776	---	---	---	2651	2206	235	---	1.1053	1.1139
2020/2/28 (金)	47975	---	---	---	864	1209	2301	---	1.1003	1.1040
2020/2/27 (木)	51174	---	---	---	2720	739	6403	---	1.0883	1.1003
2020/2/26 (水)	25244	---	---	---	767	692	7152	---	1.0881	1.0883
2020/2/25 (火)	27437	---	---	---	288	200	3650	---	1.0852	1.0881
2020/2/24 (月)	21807	---	---	---	187	207	2944	---	1.0830	1.0852
2020/2/21 (金)	21952	---	---	---	200	1531	10219	---	1.0788	1.0849

GB POUND		MONTHLY OPTIONS	FUTURE	WEEKLY FRIDAY OPTIONS					参考レート	
Date				WK 1	WK 2	WK 3	WK 4	WK 5	Open	Close
2020/3/5 (木)	143744	---	---	59	77	424	---	1.2868	1.2953	
2020/3/4 (水)	156402	---	---	183	4	41	---	1.2813	1.2867	
2020/3/3 (火)	169535	---	---	56	48	55	---	1.2754	1.2813	
2020/3/2 (月)	192220	---	---	43	18	12	---	1.2802	1.2754	
2020/2/28 (金)	190425	---	---	369	80	70	---	1.2893	1.2824	
2020/2/27 (木)	132230	---	---	71	14	306	---	1.2903	1.2892	
2020/2/26 (水)	119367	---	---	7	1	706	---	1.3002	1.2903	
2020/2/25 (火)	113632	---	---	17	17	197	---	1.2924	1.3002	
2020/2/24 (月)	98908	---	---	6	5	84	---	1.2951	1.2924	
2020/2/21 (金)	116709	---	---	16	449	337	---	1.2880	1.2960	

JP YEN		MONTHLY OPTIONS	FUTURE	WEEKLY FRIDAY OPTIONS					参考レート	
Date				WK 1	WK 2	WK 3	WK 4	WK 5	Open	Close
2020/3/5 (木)	---	244717	---	0	1966	520	137	0	107.55	106.19
2020/3/4 (水)	---	240915	---	0	775	492	9	0	107.16	107.54
2020/3/3 (火)	---	325479	---	0	655	473	0	0	108.28	107.16
2020/3/2 (月)	---	359367	---	0	608	13	36	0	107.40	108.28
2020/2/28 (金)	---	461473	---	0	1961	181	1333	0	109.54	107.91
2020/2/27 (木)	---	305753	---	0	397	76	1311	0	110.43	109.54
2020/2/26 (水)	---	252276	---	0	176	30	1967	0	110.21	110.42
2020/2/25 (火)	---	253670	---	0	156	149	5463	0	110.68	110.21
2020/2/24 (月)	---	215397	---	0	150	432	2457	0	111.45	110.68
2020/2/21 (金)	---	183564	---	0	0	1917	5220	0	112.05	111.60

MEX PESO		MONTHLY OPTIONS	FUTURE	WEEKLY FRIDAY OPTIONS					参考レート	
Date				WK 1	WK 2	WK 3	WK 4	WK 5	Open	Close
2020/3/5 (木)	4	120710	---	---	---	---	---	---	5.1219	5.0375
2020/3/4 (水)	0	100005	---	---	---	---	---	---	5.1410	5.1219
2020/3/3 (火)	121	168959	---	---	---	---	---	---	5.1527	5.1410
2020/3/2 (月)	48	155564	---	---	---	---	---	---	5.0388	5.1527
2020/2/28 (金)	377	194647	---	---	---	---	---	---	5.1280	5.0891
2020/2/27 (木)	1215	111944	---	---	---	---	---	---	5.1836	5.1280
2020/2/26 (水)	2878	91755	---	---	---	---	---	---	5.2417	5.1836
2020/2/25 (火)	7	96757	---	---	---	---	---	---	5.2425	5.2417
2020/2/24 (月)	27	83440	---	---	---	---	---	---	5.2676	5.2425
2020/2/21 (金)	44	89433	---	---	---	---	---	---	5.3075	5.2961

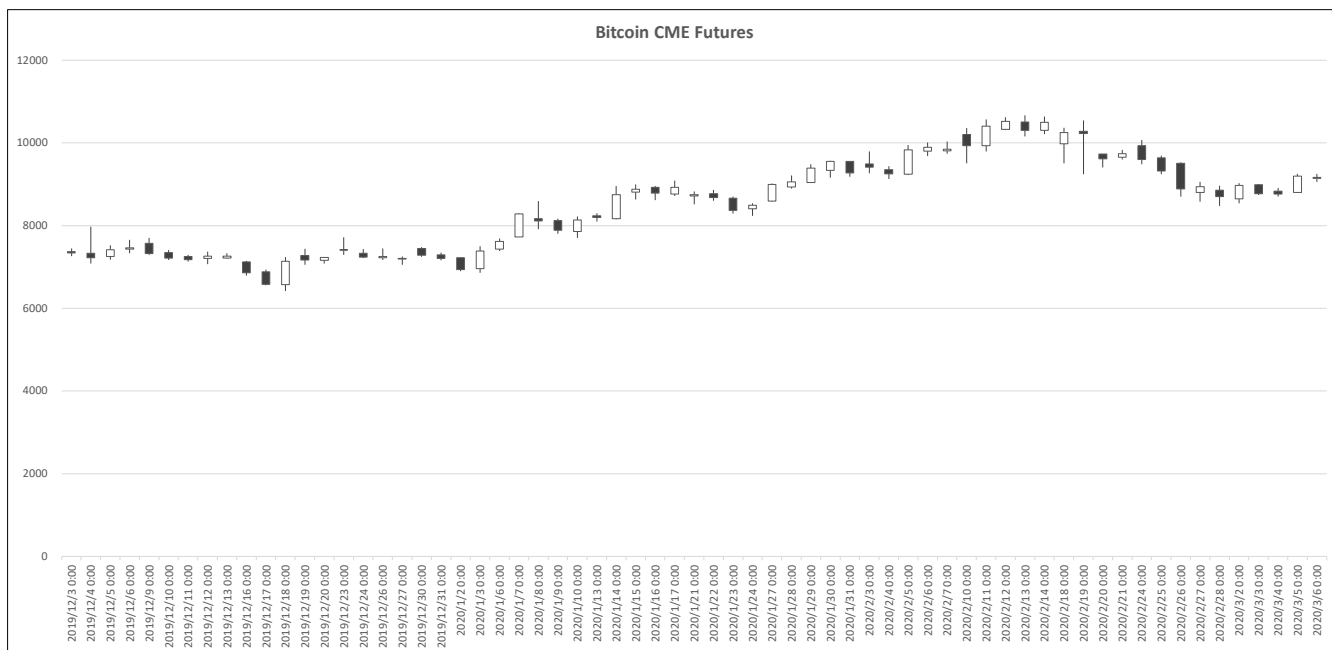
  

NZ DOLLAR		MONTHLY OPTIONS	FUTURE	WEEKLY FRIDAY OPTIONS					参考レート	
Date				WK 1	WK 2	WK 3	WK 4	WK 5	Open	Close
2020/3/5 (木)	52	45869	---	---	---	---	---	---	0.6293	0.6300
2020/3/4 (水)	0	42185	---	---	---	---	---	---	0.6270	0.6293
2020/3/3 (火)	0	82228	---	---	---	---	---	---	0.6252	0.6269
2020/3/2 (月)	0	59397	---	---	---	---	---	---	0.6209	0.6252
2020/2/28 (金)	1	64793	---	---	---	---	---	---	0.6312	0.6251
2020/2/27 (木)	9	41299	---	---	---	---	---	---	0.6289	0.6312
2020/2/26 (水)	564	32999	---	---	---	---	---	---	0.6319	0.6289
2020/2/25 (火)	0	31667	---	---	---	---	---	---	0.6337	0.6320
2020/2/24 (月)	1	41067	---	---	---	---	---	---	0.6318	0.6337
2020/2/21 (金)	201	40718	---	---	---	---	---	---	0.6333	0.6351

# Bitcoin CME Futures (当月及び限月別)

※取引単位=5ビットコイン (CME CFビットコイン参考基準レート=BRRを対象)

Date	当月(2020/03)							2020/03		2020/04		2020/05		2020/06		2020/07	
	Open	High	Low	Close	Volume	OpenInt	Close	Volume	Close	Volume	Close	Volume	Close	Volume	Close	Volume	
2019-12-03	7370	7445	7260	7340	1825	2983	7485	32	0	0	0	0	0	0	0		
2019-12-04	7335	7970	7085	7220	9089	3019	7350	34	0	0	0	0	0	0	0		
2019-12-05	7255	7525	7180	7420	4555	2915	7550	20	0	0	0	0	0	0	0		
2019-12-06	7435	7655	7335	7460	3582	2966	7600	9	0	0	0	0	0	0	0		
2019-12-09	7570	7705	7290	7320	3636	3086	7460	31	0	0	0	0	0	0	0		
2019-12-10	7345	7410	7165	7215	3515	3232	7370	15	0	0	0	0	0	0	0		
2019-12-11	7250	7290	7130	7175	3191	3250	7325	35	0	0	0	0	0	0	0		
2019-12-12	7210	7370	7070	7265	4699	3226	7415	25	0	0	0	0	0	0	0		
2019-12-13	7215	7335	7200	7265	3980	3208	7360	41	0	0	0	0	0	0	0		
2019-12-16	7120	7145	6790	6860	8223	3357	6925	191	6950	6965	0	0	0	0	0		
2019-12-17	6880	6940	6560	6580	6716	3840	6645	192	6670	6685	0	0	0	0	0		
2019-12-18	6575	7235	6420	7135	13137	3530	7205	310	7225	7245	0	0	0	0	0		
2019-12-19	7280	7440	7055	7165	5021	3497	7270	135	7295	7305	0	0	0	0	0		
2019-12-20	7160	7235	7085	7230	3323	3535	7325	63	7350	7365	0	0	0	0	0		
2019-12-23	7420	7715	7290	7410	9514	3532	7535	164	7560	7605	1	0	0	0	0		
2019-12-24	7330	7430	7215	7235	4255	3541	7350	67	7375	7420	0	0	0	0	0		
2019-12-26	7220	7445	7170	7250	5591	3396	7385	70	7420	7460	0	0	0	0	0		
2019-12-27	7195	7255	7055	7204	4573	2873	7340	116	7435	7415	0	0	0	0	0		
2019-12-30	7445	7480	7245	7285	3179	3044	7385	47	7420	7485	5	0	0	0	0		
2019-12-31	7295	7350	7160	7210	3123	3186	7285	72	7295	7405	7500	0	0	0	0		
2020-01-02	7225	7225	6900	6940	4964	3650	7040	60	7115	7150	7175	0	0	0	0		
2020-01-03	6960	7500	6860	7385	9169	3713	7455	119	7500	7570	7595	2	0	0	0		
2020-01-06	7435	7685	7385	7615	6664	4329	7710	349	7740	7805	7810	0	0	0	0		
2020-01-07	7725	8300	7725	8280	12325	5400	8350	315	8380	8445	8475	0	0	0	0		
2020-01-08	8165	8595	7915	8110	17042	5093	8225	166	8250	8350	8350	1	0	0	0		
2020-01-09	8120	8170	7800	7885	10597	4911	7985	42	8020	8100	8110	1	0	0	0		
2020-01-10	7855	8220	7700	8135	13522	5166	8235	138	8275	8350	8360	2	0	0	0		
2020-01-13	8235	8300	8100	8200	3520	4949	8330	100	8360	8410	8450	0	0	0	0		
2020-01-14	8165	8955	8150	8750	14807	5405	8935	458	8985	9050	9085	8	0	0	0		
2020-01-15	8810	8995	8635	8880	7593	5258	9045	259	9090	9145	9180	35	0	0	0		
2020-01-16	8925	8955	8615	8790	6265	5172	8930	142	8985	9035	9060	16	0	0	0		
2020-01-17	8765	9085	8720	8925	7245	5329	9075	150	9130	9185	9225	8	0	0	0		
2020-01-21	8720	8825	8515	8750	8117	5139	8865	266	8915	8970	9010	1	0	0	0		
2020-01-22	8775	8865	8600	8680	4952	5016	8825	100	8875	8930	8970	1	0	0	0		
2020-01-23	8665	8705	8290	8370	14502	4399	8485	235	8535	8590	8630	1	0	0	0		
2020-01-24	8410	8540	8235	8495	10576	4467	8615	152	8665	8720	8760	3	0	0	0		
2020-01-27	8595	9020	8575	8995	14102	4994	9175	324	9225	9280	9320	3	0	0	0		
2020-01-28	8935	9215	8895	9060	17425	4917	9275	352	9325	9380	9420	1	0	0	0		
2020-01-29	9040	9480	9040	9390	13815	5171	9620	344	9685	9750	9795	1	0	0	0		
2020-01-30	9335	9570	9160	9555	18070	4759	9815	274	9875	9935	9970	7	0	0	0		
2020-01-31	9555	9555	9180	9278	9639	4074	9535	177	9590	9650	9680	26	0	0	0		
2020-02-03	9495	9790	9270	9410	9210	4143	9510	274	9570	9635	9665	9695	0	0	0		
2020-02-04	9355	9440	9130	9255	8390	4367	9360	199	9420	9485	9525	9555	0	0	0		
2020-02-05	9245	9945	9220	9830	14938	5186	9940	498	10020	10085	10125	16	10155	0	0		
2020-02-06	9800	10010	9685	9895	12886	5320	10025	703	10105	10180	10215	4	10245	0	0		
2020-02-07	9805	10030	9740	9845	8887	5181	9980	343	10055	10135	10170	10	10200	0	0		
2020-02-10	10200	10360	9510	9935	7263	5255	10100	387	10190	10270	10305	58	10335	0	0		
2020-02-11	9930	10570	9790	10405	16558	6106	10585	678	10695	10775	10810	11	10910	2	0		
2020-02-12	10325	10620	10315	10525	13378	6040	10730	363	10875	11005	11040	3	11140	2	0		
2020-02-13	10505	10670	10160	10305	16766	6086	10490	486	10620	10710	10865	2	10970	1	0		
2020-02-14	10305	10635	10210	10495	9261	6512	10675	456	10795	10875	11030	4	11135	0	0		
2020-02-18	9980	10365	9505	10250	23036	6463	10415	2045	10535	10635	10790	8	10895	0	0		
2020-02-19	10280	10545	9245	10225	9882	6621	10395	742	10515	10615	10720	4	10825	0	0		
2020-02-20	9735	9735	9405	9615	4397	6310	9760	441	9865	9965	10025	9	10125	0	0		
2020-02-21	9650	9830	9600	9740	2433	6350	9885	267	10005	10065	10165	1	10265	0	0		
2020-02-24	9935	10075	9480	9600	9212	5662	9745	1636	9855	9945	10005	1	10105	0	0		
2020-02-25	9640	9695	9240	9320	5727	5632	9435	1538	9540	9650	9720	5	9820	0	0		
2020-02-26	9510	9530	8705	8885	9826	5358	8885	2011	8975	9055	9115	49	9215	0	0		
2020-02-27	8800	9055	8575	8945	6160	4975	8945	2186	9040	9120	9180	3	9280	2	0		
2020-02-28	8855	8965	8480	8700	4069	4471	8700	3889	8780	8880	8950	7	9050	0	0		
2020-03-02	8645	9030	8540	8975	2376	4574	8975	2157	9045	9170	9245	6	9345	0	0		
2020-03-03	8990	9000	8740	8770	4061	4837	8770	2956	8865	8980	9090	573	9190	0	0		
2020-03-04	8830	8910	8700	8760	2024	4771	8760	1842	8845	8955	9060	33	9160	0	0		
2020-03-05	8805	9250	8795	9195	4006	4751	9195	3734	9270	9390	9490	29	9590	1	0		
2020-03-06	9140	9250	9060	9165	1944	---	9165	1827	9265	9385	9485	24	9540	---	0		



Date	日経平均(^N225)					CME日経平均先物ドル建て(NKD)					CME日経平均先物円建て(NIY)					USDJPY
	Open	High	Low	Close	Volume	Open	High	Low	Close	Volume	Open	High	Low	Close	Volume	
2020-03-06	21,009.80	21,061.20	20,613.91	20,749.75	111,700.0	20,705.0	20,810.0	20,220.0	20,445.0	16,439,619	20,700.0	20,800.0	20,210.0	20,425.0	57,684,189	105.48
2020-03-05	21,399.87	21,399.87	21,220.76	21,329.12	85,700.0	21,265.0	21,380.0	20,745.0	20,960.0	8,850,608	21,255.0	21,370.0	20,740.0	20,950.0	30,919,589	106.19
2020-03-04	20,897.20	21,245.93	20,862.05	21,100.06	94,600.0	21,145.0	21,460.0	21,045.0	21,385.0	11,506,318	21,145.0	21,455.0	21,040.0	21,380.0	37,379,771	107.54
2020-03-03	21,651.99	21,719.78	21,082.73	21,082.73	105,300.0	21,205.0	21,520.0	20,695.0	20,840.0	18,505,749	21,200.0	21,505.0	20,685.0	20,835.0	64,827,923	107.16
2020-03-02	20,849.79	21,593.11	20,834.29	21,344.08	123,700.0	21,355.0	21,610.0	20,695.0	21,605.0	27,541,345	21,335.0	21,600.0	20,685.0	21,590.0	89,801,688	108.28
2020-03-01						20,715.0	20,845.0	20,520.0	20,745.0	45,048	20,670.0	20,825.0	20,505.0	20,740.0	124,897	
2020-02-28	21,518.01	21,528.13	20,916.40	21,142.96	148,500.0	21,050.0	21,270.0	20,480.0	21,140.0	31,799,442	21,040.0	21,260.0	20,460.0	21,150.0	137,145,252	107.91
2020-02-27	22,255.83	22,272.26	21,844.29	21,948.23	106,200.0	21,860.0	22,135.0	21,165.0	21,380.0	28,422,034	21,845.0	22,115.0	21,150.0	21,360.0	77,780,095	109.54
2020-02-26	22,374.14	22,456.55	22,127.42	22,426.19	99,300.0	22,385.0	22,515.0	22,005.0	22,255.0	24,757,387	22,365.0	22,500.0	21,990.0	22,245.0	71,288,767	110.42
2020-02-25	22,949.37	22,950.23	22,335.21	22,605.41	105,800.0	22,605.0	22,715.0	21,900.0	22,275.0	20,469,472	22,595.0	22,710.0	21,890.0	22,255.0	67,476,680	110.21
2020-02-24						22,575.0	22,620.0	22,075.0	22,305.0	12,762,235	22,565.0	22,610.0	22,070.0	22,300.0	56,454,187	110.68
2020-02-23						23,000.0	23,000.0	22,755.0	22,825.0	68,313	23,000.0	23,000.0	22,745.0	22,820.0	186,268	
2020-02-21	23,427.77	23,588.55	23,378.33	23,386.74	62,100.0	23,435.0	23,455.0	23,100.0	23,210.0	8,258,995	23,430.0	23,445.0	23,090.0	23,200.0	31,379,356	111.60
2020-02-20	23,666.58	23,806.56	23,426.42	23,479.15	63,300.0	23,485.0	23,635.0	23,330.0	23,395.0	8,372,707	23,475.0	23,635.0	23,320.0	23,390.0	36,118,693	112.05
2020-02-19	23,329.33	23,468.56	23,234.96	23,400.70	61,600.0	23,395.0	23,685.0	23,350.0	23,645.0	5,012,472	23,385.0	23,675.0	23,345.0	23,640.0	22,174,304	111.25
2020-02-18	23,398.57	23,402.01	23,133.60	23,193.80	59,500.0	23,180.0	23,310.0	23,090.0	23,290.0	8,454,445	23,175.0	23,300.0	23,085.0	23,285.0	38,847,076	109.87
2020-02-16						23,525.0	23,625.0	23,525.0	23,535.0	14,717	23,515.0	23,610.0	23,515.0	23,590.0	3,364	
2020-02-14	23,714.52	23,738.42	23,603.48	23,687.59	69,100.0	23,660.0	23,680.0	23,470.0	23,535.0	3,591,843	23,650.0	23,670.0	23,465.0	23,530.0	18,407,769	109.78
2020-02-13	23,849.76	23,908.85	23,784.31	23,827.73	64,500.0	23,785.0	23,825.0	23,565.0	23,670.0	5,955,209	23,780.0	23,820.0	23,560.0	23,640.0	27,970,561	109.82
2020-02-12	23,741.21	23,869.73	23,693.72	23,861.21	74,600.0	23,800.0	23,980.0	23,795.0	23,855.0	3,226,793	23,785.0	23,970.0	23,780.0	23,895.0	19,483,698	110.08
2020-02-11						23,885.0	24,020.0	23,825.0	23,870.0	1,405,150	23,870.0	24,010.0	23,805.0	23,855.0	12,975,252	109.79
2020-02-10	23,631.79	23,788.25	23,621.72	23,685.98	56,500.0	23,660.0	23,735.0	23,565.0	23,725.0	3,334,964	23,650.0	23,725.0	23,555.0	23,705.0	17,888,817	109.76
2020-02-09						23,680.0	23,700.0	23,535.0	23,630.0	17,013	23,665.0	23,695.0	23,525.0	23,620.0	39,468	
2020-02-07	23,899.01	23,943.45	23,759.42	23,827.98	65,400.0	23,810.0	23,910.0	23,670.0	23,670.0	3,869,524	23,800.0	23,905.0	23,655.0	23,660.0	23,050,876	109.76
2020-02-06	23,641.10	23,995.37	23,625.13	23,873.59	95,100.0	23,985.0	24,030.0	23,805.0	23,945.0	4,283,731	23,970.0	24,015.0	23,790.0	23,935.0	27,677,096	109.99
2020-02-05	23,351.47	23,414.69	23,241.64	23,319.56	70,300.0	23,395.0	23,725.0	23,305.0	23,675.0	5,448,796	23,380.0	23,710.0	23,295.0	23,660.0	32,729,114	109.80
2020-02-04	22,881.13	23,118.13	22,854.45	23,084.59	67,900.0	23,045.0	23,415.0	23,045.0	23,380.0	5,178,059	23,030.0	23,400.0	23,030.0	23,310.0	25,098,166	109.47
2020-02-03	22,874.27	23,023.73	22,775.92	22,971.94	72,500.0	22,930.0	23,020.0	22,800.0	22,855.0	6,351,088	22,915.0	23,015.0	22,790.0	22,845.0	30,393,749	108.67
2020-02-02						22,645.0	22,810.0	22,640.0	22,765.0	19,894	22,635.0	22,790.0	22,625.0	22,755.0	68,760	
2020-01-31	23,148.92	23,421.59	23,139.98	23,205.18	75,400.0	23,255.0	23,255.0	22,630.0	22,705.0	9,164,126	23,240.0	23,240.0	22,610.0	22,695.0	36,201,559	108.36
2020-01-30	23,284.58	23,318.57	22,892.95	22,977.75	69,600.0	22,940.0	23,235.0	22,835.0	23,140.0	9,472,575	22,925.0	23,225.0	22,820.0	23,130.0	37,094,383	108.93
2020-01-29	23,309.32	23,392.61	23,214.28	23,379.40	54,900.0	23,355.0	23,410.0	23,215.0	23,260.0	3,646,557	23,340.0	23,395.0	23,205.0	23,250.0	27,970,561	109.01
2020-01-28	23,126.93	23,243.36	23,115.15	23,215.71	64,400.0	23,155.0	23,400.0	23,015.0	23,305.0	5,834,362	23,140.0	23,375.0	22,990.0	23,285.0	27,086,679	109.24
2020-01-27	23,427.90	23,463.89	23,317.32	23,343.51	62,400.0	23,380.0	23,395.0	23,045.0	23,135.0	9,084,132	23,365.0	23,380.0	23,030.0	23,110.0	41,397,776	108.92
2020-01-26						23,395.0	23,425.0	23,240.0	23,335.0	133,477	23,395.0	23,410.0	23,220.0	23,320.0	301,687	
2020-01-24	23,850.12	23,869.38	23,755.32	23,827.18	48,700.0	23,820.0	23,910.0	23,560.0	23,630.0	3,886,348	23,820.0	23,890.0	23,550.0	23,610.0	16,122,186	109.28
2020-01-23	23,843.51	23,910.01	23,779.23	23,795.44	55,500.0	23,805.0	23,855.0	23,615.0	23,845.0	4,089,875	23,790.0	23,850.0	23,605.0	23,835.0	20,335,314	109.53
2020-01-22	23,835.49		23,831.10	24,031.35	49,000.0	23,985.0	24,035.0	23,765.0	23,810.0	2,943,182	23,970.0	24,025.0	23,750.0	23,800.0	14,484,808	109.83
2020-01-21	24,072.81	24,081.75	23,843.48	23,864.56	44,600.0	23,855.0	23,920.0	23,760.0	23,825.0	7,451,303	23,840.0	23,905.0	23,750.0	23,810.0	25,871,668	109.86
2020-01-19						24,085.0	24,085.0	24,020.0	24,060.0	1,268	24,070.0	24,070.0	24,010.0	24,040.0	12,206	
2020-01-17	24,103.45	24,115.95	24,013.75	24,041.26	59,400.0	24,035.0	24,090.0	24,010.0	24,050.0	1,541,661	24,020.0	24,070.0	23,995.0	24,035.0	9,847,904	110.15
2020-01-16	23,960.20	23,975.38	23,905.38	23,933.13	55,400.0	23,920.0	24,135.0	23,915.0	24,115.0	5,535,055	23,895.0	24,115.0	23,895.0	24,095.0	9,383,639	110.18
2020-01-15	23,923.48	23,997.39	23,875.82	23,916.58	57,200.0	23,890.0	24,005.0	23,865.0	23,965.0	2,234,961	23,870.0	23,985.0	23,850.0	23,945.0	14,529,147	109.89
2020-01-14	23,969.04	24,059.86	23,951.66	24,025.17	64,200.0	23,990.0	24,040.0	23,855.0	23,925.0	3,189,388	23,975.0	24,020.0	23,840.0	23,905.0	20,261,737	109.99
2020-01-13						23,790.0	23,975.0	23,740.0	23,940.0	1,930,384	23,765.0	23,960.0	23,625.0	23,955.0	6,975,470	109.93
2020-01-12						23,720.0	23,770.0	23,710.0	23,755.0	1,494	23,700.0	23,750.0	23,690.0	23,725.0	9,915	
2020-01-10	23,813.28	23,903.29	23,761.08	23,850.57	55,900.0	23,825.0	23,855.0	23,660.0	23,710.0	1,980,802	23,805.0	23,835.0	23,640.0	23,685.0	18,852,208	109.50
2020-01-09	23,530.29	23,767.09	23,506.15	23,739.87	62,200.0	23,705.0	23,815.0	23,680.0	23,800.0	2,150,659	23,680.0	23,795.0	23,655.0	23,735.0	20,244,998	109.48
2020-01-08	23,217.49	23,303.21	22,951.18	23,204.76	79,400.0	23,210.0	23,605.0	23,160.0	23,535.0	11,493,438	23,185.0	23,580.0	23,130.0	23,530.0	45,260,939	109.08
2020-01-07	23,320.12	23,577.44	23,299.92	23,575.72	64,300.0	23,545.0	23,570.0	23,025.0	23,130.0	4,050,511	23,525.0	23,545.0	22,990.0	23,140.0	24,843,363	108.46
2020-01-06	23,319.76	23,365.36	23,148.53	23,204.86	72,800.0	23,240.0	23,365.0	23,055.0	23,320.0	5,426,128	23,210.0	23,340.0	23,025.0	23,285.0	28,625,866	108.38
2020-01-05						23,215.0	23,230.0	23,135.0	23,220.0	21,418	23,180.0	23,255.0	23,105.0	23,250.0	109,099	
2020-01-03						23,420.0	23,420.0	23,170.0	23,305.0	5,395,139	23,395.0	23,395.0	23,140.0	23,270.0	26,120,993	108.10
2020-01-02						23,625.0	23,800.0	23,550.0	23,750.0	2,166,413	23,610.0	23,775.0	23,530.0	23,690.0	11,209,690	108.55
2019-12-31						23,395.0	23,485.0	23,320.0	23,460.0	675,878	23,370.0	23,450.0	23,290.0	23,440.0	5,431,477	108.60
2019-12-30	23,770.93	23,782.49	23,656.62	23,656.62	41,600.0	23,670.0	23,705.0	23,415.0	23,430.0	1,780,543	23,645.0	23,680.0	23,3			



過去5日及び過去4週の4本値と各種ピボット

2020/03/02 ~ 2020/03/06

USD/JPY table with columns: Demark (当日のOHLCLから計算される翌日の), Pivot, Fibonacci Zone. Includes daily price data and pivot points for the period 2020/02/10 to 2020/03/06.

EUR/JPY table with columns: Demark, Pivot, Fibonacci Zone. Includes daily price data and pivot points for the period 2020/02/10 to 2020/03/06.

EUR/USD table with columns: Demark, Pivot, Fibonacci Zone. Includes daily price data and pivot points for the period 2020/02/10 to 2020/03/06.

GBP/JPY table with columns: Demark, Pivot, Fibonacci Zone. Includes daily price data and pivot points for the period 2020/02/10 to 2020/03/06.

GBP/USD table with columns: Demark, Pivot, Fibonacci Zone. Includes daily price data and pivot points for the period 2020/02/10 to 2020/03/06.

# IMM扱い8通貨/ダウ/日経/金/オイル/主要クロス円の過去5日及び過去5週の4本値

AUDUSD					CADUSD					CHFUSD				
Date	Open	High	Low	Close	Date	Open	High	Low	Close	Date	Open	High	Low	Close
2020/03/06	0.6613	0.6657	0.6586	0.6637	2020/03/06	0.7459	0.7474	0.7441	0.7453	2020/03/06	1.0577	1.0731	1.0563	1.0653
2020/03/05	0.6621	0.6637	0.6584	0.6613	2020/03/05	0.7469	0.7472	0.7441	0.7459	2020/03/05	1.0455	1.0586	1.0448	1.0575
2020/03/04	0.6584	0.6628	0.6577	0.6622	2020/03/04	0.7472	0.7502	0.7445	0.7468	2020/03/04	1.0459	1.0490	1.0420	1.0452
2020/03/03	0.6534	0.6645	0.6510	0.6584	2020/03/03	0.7502	0.7508	0.7468	0.7472	2020/03/03	1.0437	1.0507	1.0420	1.0459
2020/03/02	0.6484	0.6568	0.6483	0.6534	2020/03/02	0.7442	0.7510	0.7441	0.7502	2020/03/02	1.0377	1.0478	1.0357	1.0437

CNYUSD					EURUSD					GBPUSD				
Date	Open	High	Low	Close	Date	Open	High	Low	Close	Date	Open	High	Low	Close
2020/03/06	0.1441	0.1443	0.1437	0.1443	2020/03/06	1.1233	1.1355	1.1212	1.1307	2020/03/06	1.2957	1.3049	1.2949	1.3035
2020/03/05	0.1444	0.1444	0.1440	0.1442	2020/03/05	1.1134	1.1245	1.1120	1.1230	2020/03/05	1.2868	1.2968	1.2861	1.2953
2020/03/04	0.1439	0.1444	0.1439	0.1443	2020/03/04	1.1171	1.1188	1.1096	1.1133	2020/03/04	1.2813	1.2873	1.2770	1.2867
2020/03/03	0.1437	0.1438	0.1432	0.1433	2020/03/03	1.1140	1.1212	1.1096	1.1171	2020/03/03	1.2754	1.2844	1.2754	1.2813
2020/03/02	0.1431	0.1437	0.1431	0.1435	2020/03/02	1.1053	1.1183	1.1036	1.1139	2020/03/02	1.2802	1.2851	1.2741	1.2754

JPYUSD					MXNUSD					NZDUSD				
Date	Open	High	Low	Close	Date	Open	High	Low	Close	Date	Open	High	Low	Close
2020/03/06	0.9420	0.9524	0.9404	0.9481	2020/03/06	5.0375	5.0471	4.9179	4.9762	2020/03/06	0.6300	0.6373	0.6295	0.6358
2020/03/05	0.9298	0.9436	0.9282	0.9417	2020/03/05	5.1219	5.1281	5.0083	5.0375	2020/03/05	0.6293	0.6334	0.6281	0.6300
2020/03/04	0.9332	0.9359	0.9287	0.9299	2020/03/04	5.1410	5.2109	5.1008	5.1219	2020/03/04	0.6270	0.6305	0.6265	0.6293
2020/03/03	0.9235	0.9351	0.9214	0.9332	2020/03/03	5.1527	5.2137	5.1142	5.1410	2020/03/03	0.6252	0.6325	0.6247	0.6269
2020/03/02	0.9311	0.9311	0.9210	0.9235	2020/03/02	5.0388	5.1572	5.0335	5.1527	2020/03/02	0.6209	0.6279	0.6204	0.6252

Nikkei 225 - Japan (NIX)					出来高	
Date	Open	High	Low	Close	(ドル建て終値)	出来高
2020/03/06	21009.80	21061.20	20613.91	20749.75	196.73	0
2020/03/05	21399.87	21399.87	21220.76	21329.12	200.86	857310900
2020/03/04	20897.20	21245.48	20862.05	21100.06	196.20	946262600
2020/03/03	21651.99	21719.34	21082.73	21082.73	196.75	1053374800
2020/03/02	20849.79	21589.11	20835.73	21344.08	197.11	1237307400
週4本値	20849.79	21719.34	20613.91	20749.75	196.73	2034414700

XAUUSD				
Date	Open	High	Low	Close
2020/03/06	1672.58	1692.07	1645.45	1673.21
2020/03/05	1639.46	1674.64	1635.16	1672.21
2020/03/04	1640.18	1652.38	1632.21	1636.97
2020/03/03	1587.07	1649.23	1586.79	1640.92
2020/03/02	1592.13	1610.95	1575.87	1589.37
週4本値	1592.13	1692.07	1575.87	1673.21

Dow Jones Industrial - USA (DJIA)					出来高
Date	Open	High	Low	Close	出来高
2020/03/06	25457.21	25994.38	25226.62	25864.78	0
2020/03/05	26671.92	26671.92	25943.33	26121.28	150944875
2020/03/04	26383.68	27102.34	26286.31	27090.86	140255119
2020/03/03	26762.47	27084.59	25706.28	25917.41	201942294
2020/03/02	25590.51	26706.17	25391.96	26703.32	195898973
週4本値	25590.51	27102.34	25226.62	25864.78	

Historical Data by  
  
 Arrangement by  


Crude Light Oil					
Date	Open	High	Low	Close	出来高
2020/03/06	46.09	46.38	41.05	41.28	2622302
2020/03/05	47.13	47.57	45.65	45.90	1219703
2020/03/04	46.94	48.41	46.65	46.78	1288506
2020/03/03	47.72	48.66	46.47	47.18	1657858
2020/03/02	43.70	47.56	43.32	46.75	1580631
週4本値	43.70	48.66	41.05	41.28	

USDJPY					EURJPY					GBPJPY				
日付	始値	高値	安値	終値	日付	始値	高値	安値	終値	日付	始値	高値	安値	終値
2020/03/06	106.16	106.34	105.00	105.48	2020/03/06	119.26	119.41	118.72	119.26	2020/03/06	137.55	137.74	136.45	137.48
2020/03/05	107.55	107.74	105.98	106.19	2020/03/05	119.74	120.00	119.01	119.26	2020/03/05	138.39	138.68	137.38	137.55
2020/03/04	107.16	107.68	106.85	107.54	2020/03/04	119.70	120.13	119.05	119.73	2020/03/04	137.29	138.46	137.06	138.38
2020/03/03	108.28	108.53	106.94	107.16	2020/03/03	120.62	120.95	119.55	119.70	2020/03/03	138.10	138.57	136.95	137.29
2020/03/02	107.40	108.58	107.40	108.28	2020/03/02	118.71	120.75	118.71	120.62	2020/03/02	137.49	139.18	137.16	138.11

USDJPY Weekly					EURJPY Weekly					GBPJPY Weekly				
日付	始値	高値	安値	終値	日付	始値	高値	安値	終値	日付	始値	高値	安値	終値
2020/03/06	107.40	108.58	105.00	105.48	2020/03/06	118.71	120.95	118.71	119.26	2020/03/06	137.49	139.18	136.45	137.48
2020/02/28	111.45	111.68	107.51	107.91	2020/02/28	120.70	121.07	118.40	119.13	2020/02/28	144.34	144.63	137.58	138.38
2020/02/21	109.78	112.22	109.66	111.60	2020/02/21	119.00	121.38	118.47	121.08	2020/02/21	143.21	144.96	142.32	144.63
2020/02/14	109.72	110.13	109.56	109.78	2020/02/14	120.08	120.33	118.87	118.97	2020/02/14	141.41	143.48	141.24	143.24
2020/02/07	108.34	110.03	108.33	109.76	2020/02/07	120.10	121.15	119.92	120.16	2020/02/07	142.79	143.38	140.94	141.42

# 先週のIMM取り扱い対ドル8通貨チャート

※ 赤点線は週最高値/青点線は週最低値、BB中心線はSMA21

2020/03/02 ~ 2020/03/06

Chart by OANDA Japan MetaTrader4



Pivot Maker Ver 3.0 by FX\_勝てば官軍?

<http://fx.najirane.com>