

JAPANESE YEN - CHICAGO MERCANTILE EXCHANGE

Code-097741

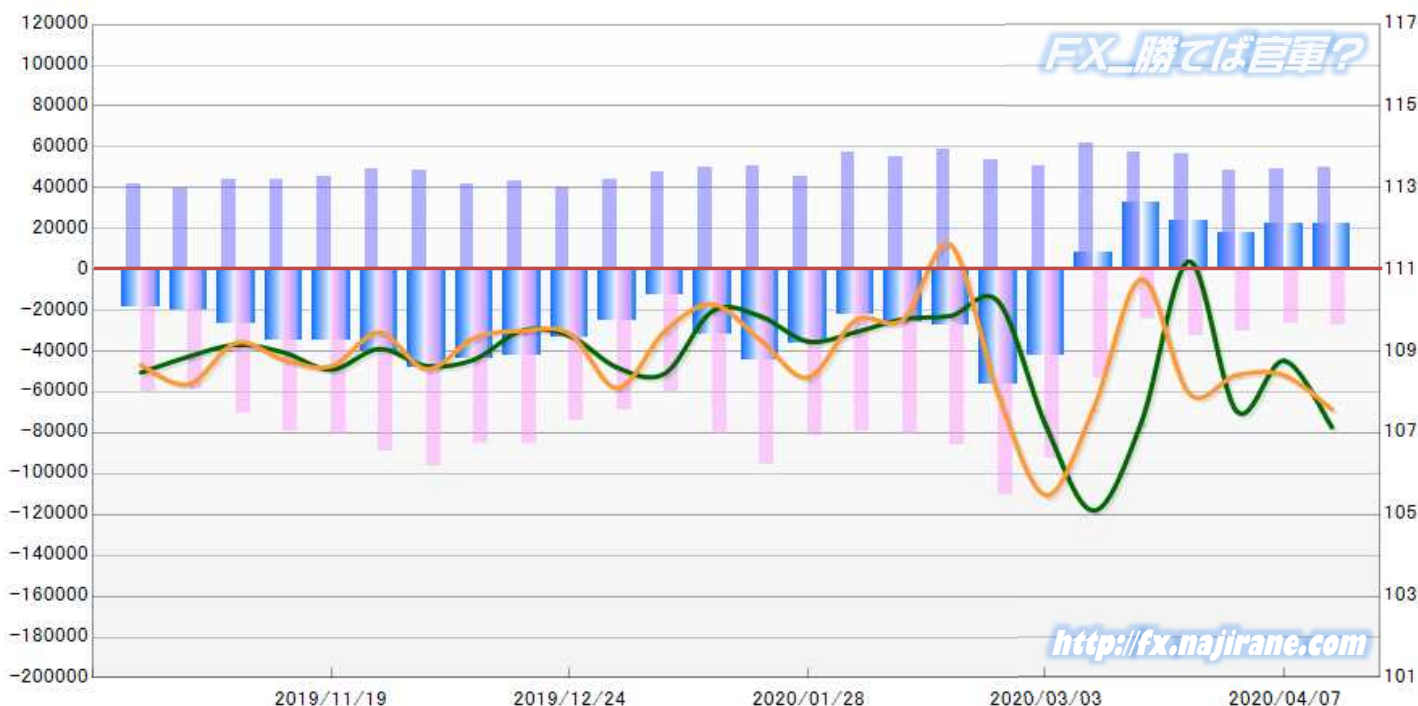
2019/10/22 ~ 2020/04/14

2020/04/17 NYクローズ時公表値

Report_Date	Non Commercial Positions												火曜日 引け値	金曜日 引け値
	Long	増減	増減(%)	Short	増減	増減(%)	売り越し	増減	増減(%)	売買計	増減	増減(%)		
2020/04/14	49863	614	1.2%	27220	381	1.4%	-22643	233	1.0%	77083	995	1.3%	107.14	107.58
2020/04/07	49249	805	1.7%	26839	-3323	-11.0%	-22410	4128	22.6%	76088	-2518	-3.2%	108.77	108.41
2020/03/31	48444	-8084	-14.3%	30162	-2503	-7.7%	-18282	-5581	-23.4%	78606	-10587	-11.9%	107.53	108.42
2020/03/24	56528	-758	-1.3%	32665	8314	34.1%	-23863	-9072	-27.5%	89193	7556	9.3%	111.20	107.97
2020/03/17	57286	-4446	-7.2%	24351	-29224	-54.5%	-32935	24778	303.8%	81637	-33670	-29.2%	107.26	110.77
2020/03/10	61732	11134	22.0%	53575	-39347	-42.3%	-8157	-50481	-119.3%	115307	-28213	-19.7%	105.10	107.61
2020/03/03	50598	-3257	-6.0%	92922	-17322	-15.7%	42324	-14065	-24.9%	143520	-20579	-12.5%	107.16	105.48
2020/02/25	53855	-4750	-8.1%	110244	24418	28.5%	56389	29168	107.2%	164099	19668	13.6%	110.21	107.91
2020/02/18	58605	3800	6.9%	85826	4833	6.0%	27221	1033	3.9%	144431	8633	6.4%	109.87	111.60
2020/02/11	54805	-2867	-5.0%	80993	1423	1.8%	26188	4290	19.6%	135798	-1444	-1.1%	109.79	109.78
2020/02/04	57672	11996	26.3%	79570	-2131	-2.6%	21898	-14127	-39.2%	137242	9865	7.7%	109.47	109.76
2020/01/28	45676	-4920	-9.7%	81701	-13596	-14.3%	36025	-8676	-19.4%	127377	-18516	-12.7%	109.24	108.36
2020/01/21	50596	876	1.8%	95297	14147	17.4%	44701	13271	42.2%	145893	15023	11.5%	109.86	109.28
2020/01/14	49720	1874	3.9%	81150	21056	35.0%	31430	19182	156.6%	130870	22930	21.2%	109.99	110.15
2020/01/07	47846	4178	9.6%	60094	-8876	-12.9%	12248	-13054	-51.6%	107940	-4698	-4.2%	108.46	109.50
2019/12/31	43668	3076	7.6%	68970	-5164	-7.0%	25302	-8240	-24.6%	112638	-2088	-1.8%	108.60	108.10
2019/12/24	40592	-2826	-6.5%	74134	-11346	-13.3%	33542	-8520	-20.3%	114726	-14172	-11.0%	109.38	109.43
2019/12/17	43418	1575	3.8%	85480	-45	-0.1%	42062	-1620	-3.7%	128898	1530	1.2%	109.51	109.50
2019/12/10	41843	-6469	-13.4%	85525	-10610	-11.0%	43682	-4141	-8.7%	127368	-17079	-11.8%	108.80	109.33
2019/12/03	48312	-966	-2.0%	96135	7266	8.2%	47823	8232	20.8%	144447	6300	4.6%	108.64	108.56
2019/11/26	49278	3855	8.5%	88869	8415	10.5%	39591	4560	13.0%	138147	12270	9.7%	109.06	109.46
2019/11/19	45423	1459	3.3%	80454	1493	1.9%	35031	34	0.1%	125877	2952	2.4%	108.55	108.64
2019/11/12	43964	-32	-0.1%	78961	8360	11.8%	34997	8392	31.5%	122925	8328	7.3%	108.97	108.79
2019/11/05	43996	4811	12.3%	70601	11718	19.9%	26605	6907	35.1%	114597	16529	16.9%	109.16	109.21
2019/10/29	39185	-2371	-5.7%	58883	-838	-1.4%	19698	1533	8.4%	98068	-3209	-3.2%	108.87	108.19
2019/10/22	41556			59721			18165			101277			108.48	108.66

JAPANESE YEN - CHICAGO MERCANTILE EXCHANGE
FUTURES ONLY POSITIONS

— 金曜終値 — 火曜終値 — Short枚数 — Long枚数 ■ 売り越し or 買い越し枚数



EURO FX - CHICAGO MERCANTILE EXCHANGE

Code-099741

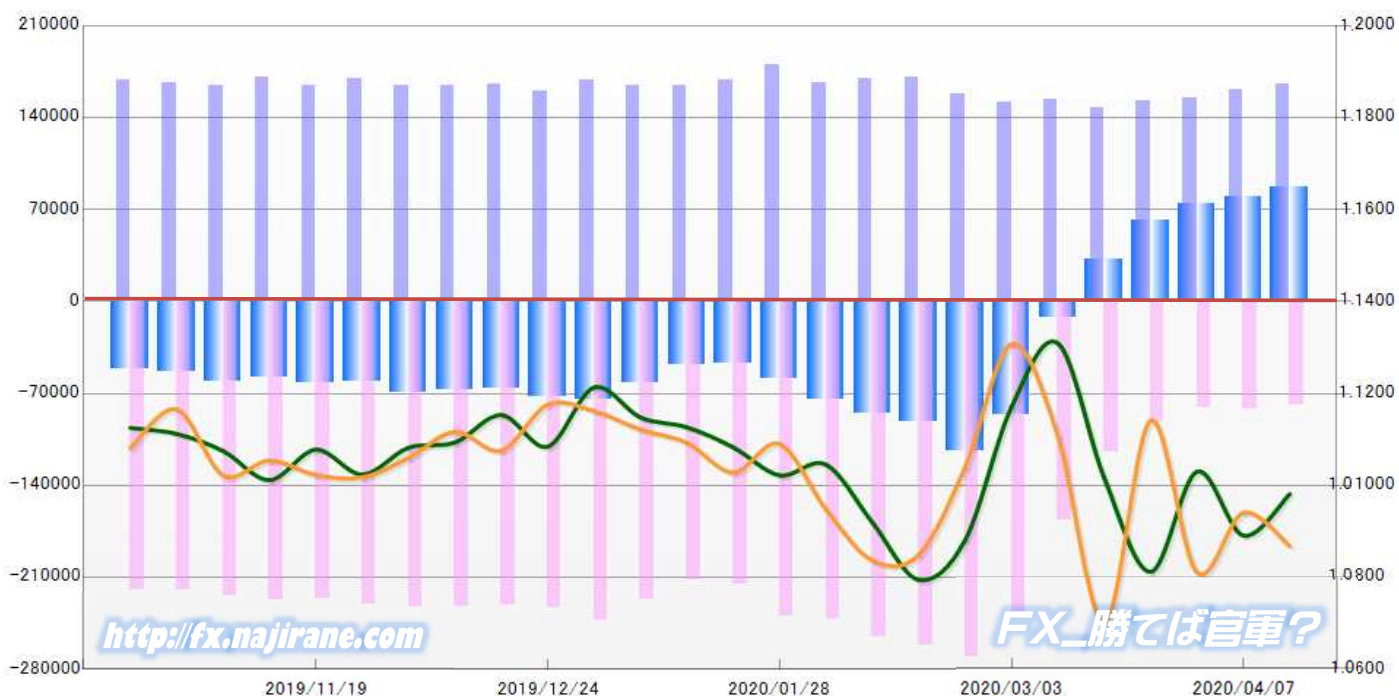
2019/10/22 ~ 2020/04/14

2020/04/17 NYクローズ時公表値

Report_Date	Non Commercial Positions											火曜日 引け値	金曜日 引け値	
	Long	増減			Short	増減			売り越し	増減				売買計
2020/04/14	165078	3893	2.4%	78461	-3100	-3.8%	-86617	6993	8.8%	243539	793	0.3%	1.0981	1.0868
2020/04/07	161185	6138	4.0%	81561	761	0.9%	-79624	5377	7.2%	242746	6899	2.9%	1.0891	1.0940
2020/03/31	155047	2687	1.8%	80800	-10270	-11.3%	-74247	12957	21.1%	235847	-7583	-3.1%	1.1030	1.0811
2020/03/24	152360	5227	3.6%	91070	-23568	-20.6%	-61290	28795	88.6%	243430	-18341	-7.0%	1.0812	1.1141
2020/03/17	147133	-6687	-4.3%	114638	-51849	-31.1%	-32495	-45162	-356.5%	261771	-58536	####	1.1016	1.0699
2020/03/10	153820	1916	1.3%	166487	-72120	-30.2%	12667	-74036	-85.4%	320307	-70204	####	1.1309	1.1107
2020/03/03	151904	-5683	-3.6%	238607	-33001	-12.2%	86703	-27318	-24.0%	390511	-38684	-9.0%	1.1171	1.1307
2020/02/25	157587	-12999	-7.6%	271608	9515	3.6%	114021	22514	24.6%	429195	-3484	-0.8%	1.0881	1.1040
2020/02/18	170586	1111	0.7%	262093	6949	2.7%	91507	5838	6.8%	432679	8060	1.9%	1.0795	1.0849
2020/02/11	169475	2550	1.5%	255144	13139	5.4%	85669	10589	14.1%	424619	15689	3.8%	1.0919	1.0837
2020/02/04	166925	-13728	-7.6%	242005	2490	1.0%	75080	16218	27.6%	408930	-11238	-2.7%	1.1045	1.0948
2020/01/28	180653	12437	7.4%	239515	24280	11.3%	58862	11843	25.2%	420168	36717	9.6%	1.1022	1.1090
2020/01/21	168216	4335	2.6%	215235	3172	1.5%	47019	-1163	-2.4%	383451	7507	2.0%	1.1083	1.1028
2020/01/14	163881	-932	-0.6%	212063	-14414	-6.4%	48182	-13482	-21.9%	375944	-15346	-3.9%	1.1127	1.1093
2020/01/07	164813	-4039	-2.4%	226477	-16720	-6.9%	61664	-12681	-17.1%	391290	-20759	-5.0%	1.1148	1.1122
2019/12/31	168852	8589	5.4%	243197	9991	4.3%	74345	1402	1.9%	412049	18580	4.7%	1.1213	1.1162
2019/12/24	160263	-5092	-3.1%	233206	2157	0.9%	72943	7249	11.0%	393469	-2935	-0.7%	1.1085	1.1176
2019/12/17	165355	623	0.4%	231049	-1326	-0.6%	65694	-1949	-2.9%	396404	-703	-0.2%	1.1153	1.1076
2019/12/10	164732	340	0.2%	232375	-1066	-0.5%	67643	-1406	-2.0%	397107	-726	-0.2%	1.1093	1.1117
2019/12/03	164392	-5524	-3.3%	233441	2109	0.9%	69049	7633	12.4%	397833	-3415	-0.9%	1.1082	1.1060
2019/11/26	169916	6018	3.7%	231332	4931	2.2%	61416	-1087	-1.7%	401248	10949	2.8%	1.1024	1.1018
2019/11/19	163898	-6352	-3.7%	226401	-1518	-0.7%	62503	4834	8.4%	390299	-7870	-2.0%	1.1078	1.1023
2019/11/12	170250	6067	3.7%	227919	2990	1.3%	57669	-3077	-5.1%	398169	9057	2.3%	1.1012	1.1054
2019/11/05	164183	-2357	-1.4%	224929	5034	2.3%	60746	7391	13.9%	389112	2677	0.7%	1.1075	1.1022
2019/10/29	166540	-2113	-1.3%	219895	192	0.1%	53355	2305	4.5%	386435	-1921	-0.5%	1.1112	1.1166
2019/10/22	168653			219703			51050			388356			1.1125	1.1081

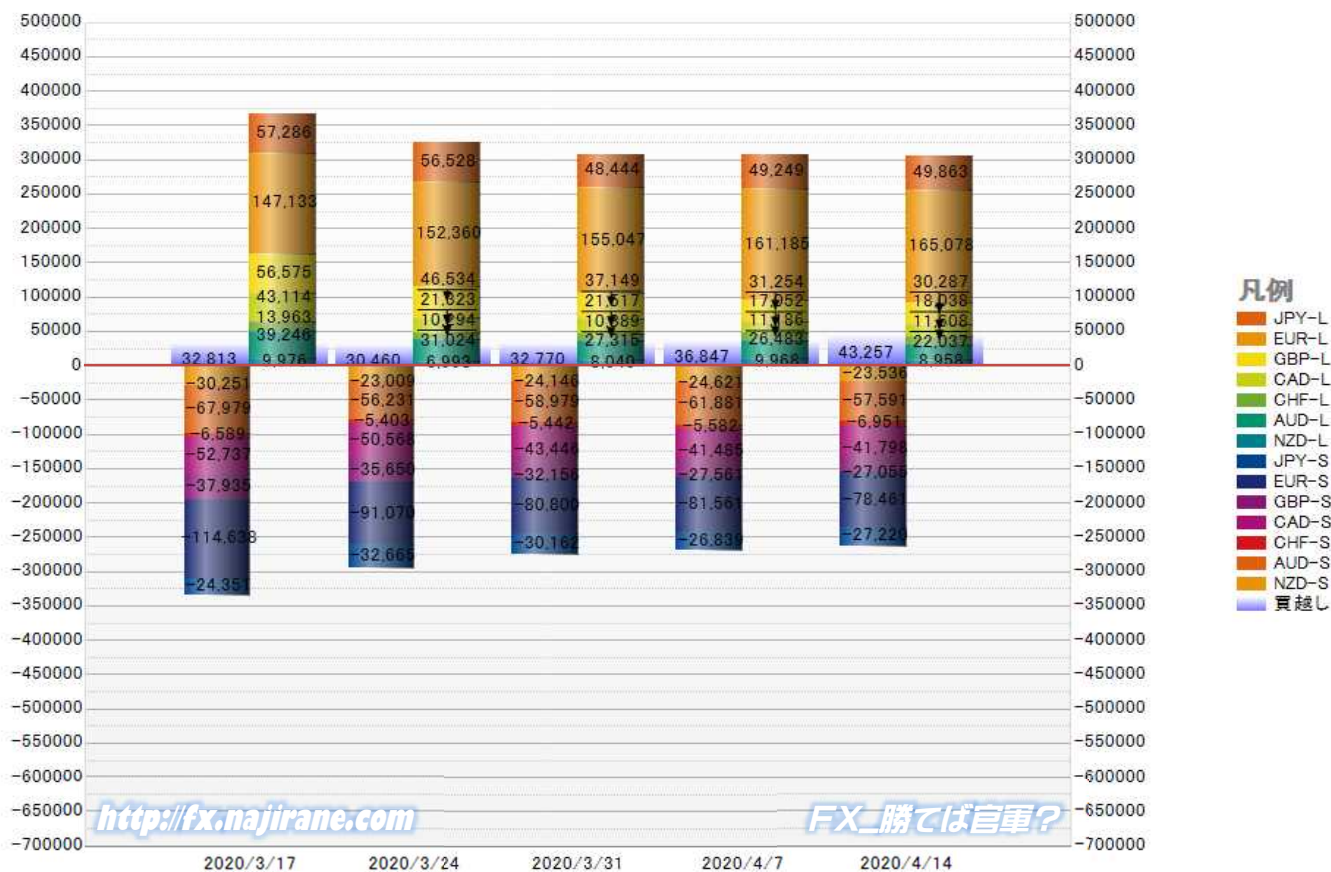
**EURO FX - CHICAGO MERCANTILE EXCHANGE
FUTURES ONLY POSITIONS**

— 金曜締め最終値 — 火曜締め最終値 — Short枚数 — Long枚数 — 売り越し or 買い越し枚数



	2020/03/17			2020/03/24			2020/03/31			2020/04/07			2020/04/14		
	Long	Short	売り越し	Long	Short	売り越し	Long	Short	売り越し	Long	Short	売り越し	Long	Short	売り越し
JPY	57286	24351	-32935	56528	32665	-23863	48444	30162	-18282	49249	26839	-22410	49863	27220	-22643
	前週比 枚数増減 (枚)			-758	8314	-9072	-8084	-2503	-5581	805	-3323	4128	614	381	233
	前週比 枚数増減 (%)			-1.3%	34.1%	-27.5%	-14.3%	-7.7%	-23.4%	1.7%	-11.0%	22.6%	1.2%	1.4%	1.0%
EUR	147133	114638	-32495	152360	91070	-61290	155047	80800	-74247	161185	81561	-79624	165078	78461	-86617
	前週比 枚数増減 (枚)			5227	-23568	28795	2687	-10270	12957	6138	761	5377	3893	-3100	6993
	前週比 枚数増減 (%)			3.6%	-20.6%	88.6%	1.8%	-11.3%	21.1%	4.0%	0.9%	7.2%	2.4%	-3.8%	8.8%
GBP	56575	37935	-18640	46534	35650	-10884	37149	32156	-4993	31254	27561	-3693	30287	27055	-3232
	前週比 枚数増減 (枚)			-10041	-2285	-7756	-9385	-3494	-5891	-5895	-4595	-1300	-967	-506	-461
	前週比 枚数増減 (%)			-17.7%	-6.0%	-41.6%	-20.2%	-9.8%	-54.1%	-15.9%	-14.3%	-26.0%	-3.1%	-1.8%	-12.5%
AUD	39246	67979	28733	31024	56231	25207	27315	58979	31664	26483	61881	35398	22037	57591	35554
	前週比 枚数増減 (枚)			-8222	-11748	-3526	-3709	2748	6457	-832	2902	3734	-4446	-4290	156
	前週比 枚数増減 (%)			-20.9%	-17.3%	-12.3%	-12.0%	4.9%	25.6%	-3.0%	4.9%	11.8%	-16.8%	-6.9%	0.4%
CAD	43114	52737	9623	21323	50568	29245	21517	43446	21929	17052	41485	24433	18038	41798	23760
	前週比 枚数増減 (枚)			-21791	-2169	19622	194	-7122	-7316	-4465	-1961	2504	986	313	-673
	前週比 枚数増減 (%)			-50.5%	-4.1%	203.9%	0.9%	-14.1%	-25.0%	-20.8%	-4.5%	11.4%	5.8%	0.8%	-2.8%
CHF	13963	6589	-7374	10294	5403	-4891	10389	5442	-4947	11186	5582	-5604	11608	6951	-4657
	前週比 枚数増減 (枚)			-3669	-1186	-2483	95	39	56	797	140	657	422	1369	-947
	前週比 枚数増減 (%)			-26.3%	-18.0%	-33.7%	0.9%	0.7%	1.1%	7.7%	2.6%	13.3%	3.8%	24.5%	-16.9%
NZD	9976	30251	20275	6993	23009	16016	8040	24146	16106	9968	24621	14653	8958	23536	14578
	前週比 枚数増減 (枚)			-2983	-7242	-4259	1047	1137	90	1928	475	-1453	-1010	-1085	-75
	前週比 枚数増減 (%)			-29.9%	-23.9%	-21.0%	15.0%	4.9%	0.6%	24.0%	2.0%	-9.0%	-10.1%	-4.4%	-0.5%
MXN	55563	21718	-33845	40783	18804	-21979	28435	20770	-7665	26766	21010	-5756	29926	26593	-3333
	前週比 枚数増減 (枚)			-14780	-2914	-11866	-12348	1966	-14314	-1669	240	-1909	3160	5583	-2423
	前週比 枚数増減 (%)			-26.6%	-13.4%	-35.1%	-30.3%	10.5%	-65.1%	-5.9%	1.2%	-24.9%	11.8%	26.6%	-42.1%
Total All 8	422856	356198	-66658	365839	313400	-52439	336336	295901	-40435	333143	290540	-42603	335795	289205	-46590
	前週比 枚数増減 (枚)			-57017	-42798	-14219	-29503	-17499	-12004	-3193	-5361	2168	2652	-1335	3987
	前週比 枚数増減 (%)			-13.5%	-12.0%	-21.3%	-8.1%	-5.6%	-22.9%	-0.9%	-1.8%	5.4%	0.8%	-0.5%	9.4%
Total 7 (MXN除く)	367293	334480	-32813	325056	294596	-30460	307901	275131	-32770	306377	269530	-36847	305869	262612	-43257
	前週比 枚数増減 (枚)			-42237	-39884	-2353	-17155	-19465	2310	-1524	-5601	4077	-508	-6918	6410
	前週比 枚数増減 (%)			-11.5%	-11.9%	-7.2%	-5.3%	-6.6%	7.6%	-0.5%	-2.0%	12.4%	-0.2%	-2.6%	17.4%

直近5週 CFTC IMM主要7通貨の構成

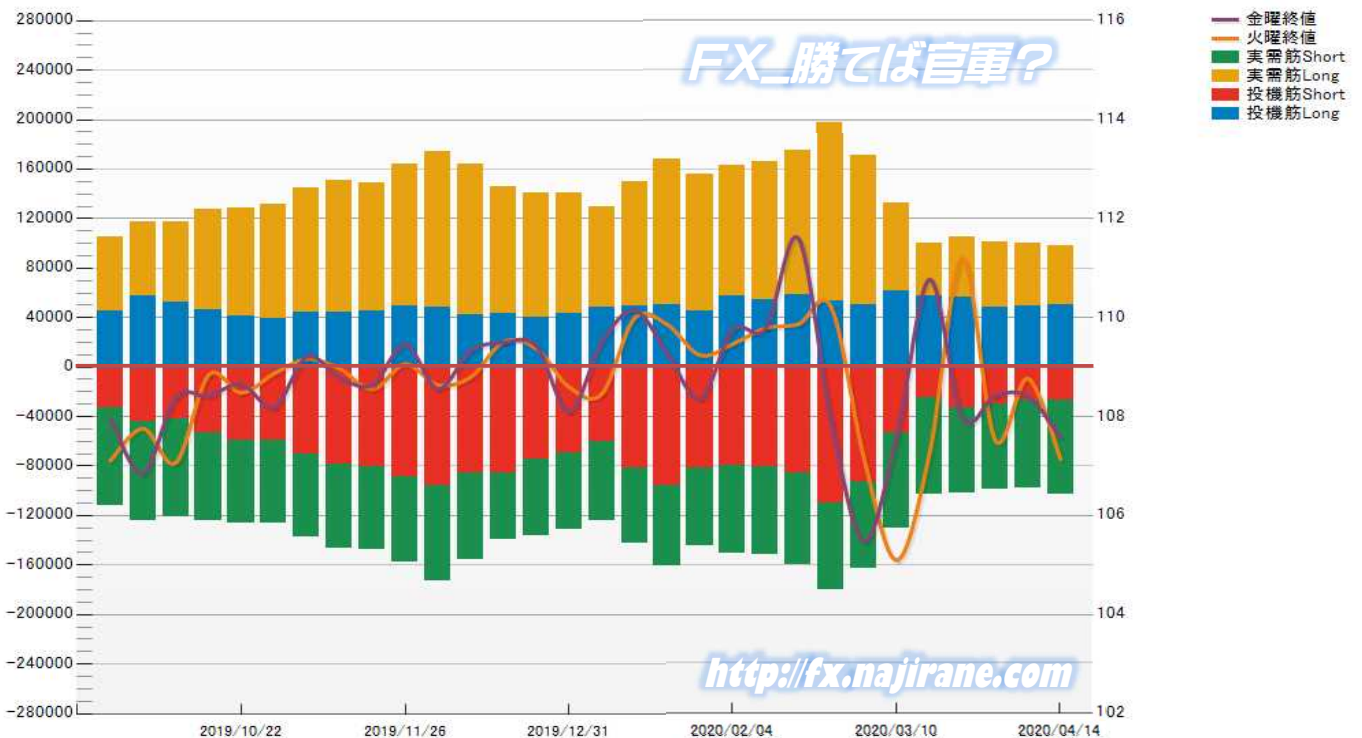


JAPANESE YEN - CHICAGO MERCANTILE EXCHANGE
FUTURES ONLY POSITIONS

Code-097741
2020/04/17 公表値

Date	投機筋集計				実需筋集計				投機筋+実需筋合計				ドル円終値	
	円買い	円売り	売り越し	売買計	円買い	円売り	売り越し	売買計	円買い	円売り	売り越し	売買計	火曜締め	金曜締め
2020/04/14	49863	27220	-22643	77083	48656	75435	26779	124091	98519	102655	4136	201174	107.14	107.58
2020/04/07	49249	26839	-22410	76088	51300	70904	19604	122204	100549	97743	-2806	198292	108.77	108.41
2020/03/31	48444	30162	-18282	78606	53154	68221	15067	121375	101598	98383	-3215	199981	107.53	108.42
2020/03/24	56528	32665	-23863	89193	48777	69252	20475	118029	105305	101917	-3388	207222	111.20	107.97
2020/03/17	57286	24351	-32935	81637	42873	78049	35176	120922	100159	102400	2241	202559	107.26	110.77
2020/03/10	61732	53575	-8157	115307	70545	76931	6386	147476	132277	130506	-1771	262783	105.10	107.61
2020/03/03	50598	92922	42324	143520	120130	70043	-50087	190173	170728	162965	-7763	333693	107.16	105.48
2020/02/25	53855	110244	56389	164099	144064	69816	-74248	213880	197919	180060	-17859	377979	110.21	107.91
2020/02/18	58605	85826	27221	144431	116686	73909	-42777	190595	175291	159735	-15556	335026	109.87	111.60
2020/02/11	54805	80993	26188	135798	111167	70770	-40397	181937	165972	151763	-14209	317735	109.79	109.78
2020/02/04	57672	79570	21898	137242	105438	71114	-34324	176552	163110	150684	-12426	313794	109.47	109.76
2020/01/28	45676	81701	36025	127377	110412	63226	-47186	173638	156088	144927	-11161	301015	109.24	108.36
2020/01/21	50596	95297	44701	145893	117694	65587	-52107	183281	168290	160884	-7406	329174	109.86	109.28
2020/01/14	49720	81150	31430	130870	100226	61710	-38516	161936	149946	142860	-7086	292806	109.99	110.15
2020/01/07	47846	60094	12248	107940	82055	64595	-17460	146650	129901	124689	-5212	254590	108.46	109.50
2019/12/31	43668	68970	25302	112638	97526	62360	-35166	159886	141194	131330	-9864	272524	108.60	108.10
2019/12/24	40592	74134	33542	114726	99923	61911	-38012	161834	140515	136045	-4470	276560	109.38	109.43
2019/12/17	43418	85480	42062	128898	102748	54004	-48744	156752	146166	139484	-6682	285650	109.51	109.50
2019/12/10	41843	85525	43682	127368	122108	70477	-51631	192585	163951	156002	-7949	319953	108.80	109.33
2019/12/03	48312	96135	47823	144447	126334	76981	-49353	203315	174646	173116	-1530	347762	108.64	108.56
2019/11/26	49278	88869	39591	138147	115116	68413	-46703	183529	164394	157282	-7112	321676	109.06	109.46
2019/11/19	45423	80454	35031	125877	102992	67501	-35491	170493	148415	147955	-460	296370	108.55	108.64
2019/11/12	43964	78961	34997	122925	106504	67386	-39118	173890	150468	146347	-4121	296815	108.97	108.79
2019/11/05	43996	70601	26605	114597	101217	66522	-34695	167739	145213	137123	-8090	282336	109.16	109.21
2019/10/29	39185	58883	19698	98068	92543	67446	-25097	159989	131728	126329	-5399	258057	108.87	108.19
2019/10/22	41556	59721	18165	101277	87258	66682	-20576	153940	128814	126403	-2411	255217	108.48	108.66
2019/10/15	46416	53057	6641	99473	81307	71535	-9772	152842	127723	124592	-3131	252315	108.84	108.42
2019/10/08	52803	41791	-11012	94594	64209	79599	15390	143808	117012	121390	4378	238402	107.07	108.39
2019/10/01	57893	43976	-13917	101869	59504	80137	20633	139641	117397	124113	6716	241510	107.76	106.85
2019/09/24	45759	32976	-12783	78735	59437	78841	19404	138278	105196	111817	6621	217013	107.11	107.96

JAPANESE YEN - CHICAGO MERCANTILE EXCHANGE
FUTURES ONLY POSITIONS Code-097741

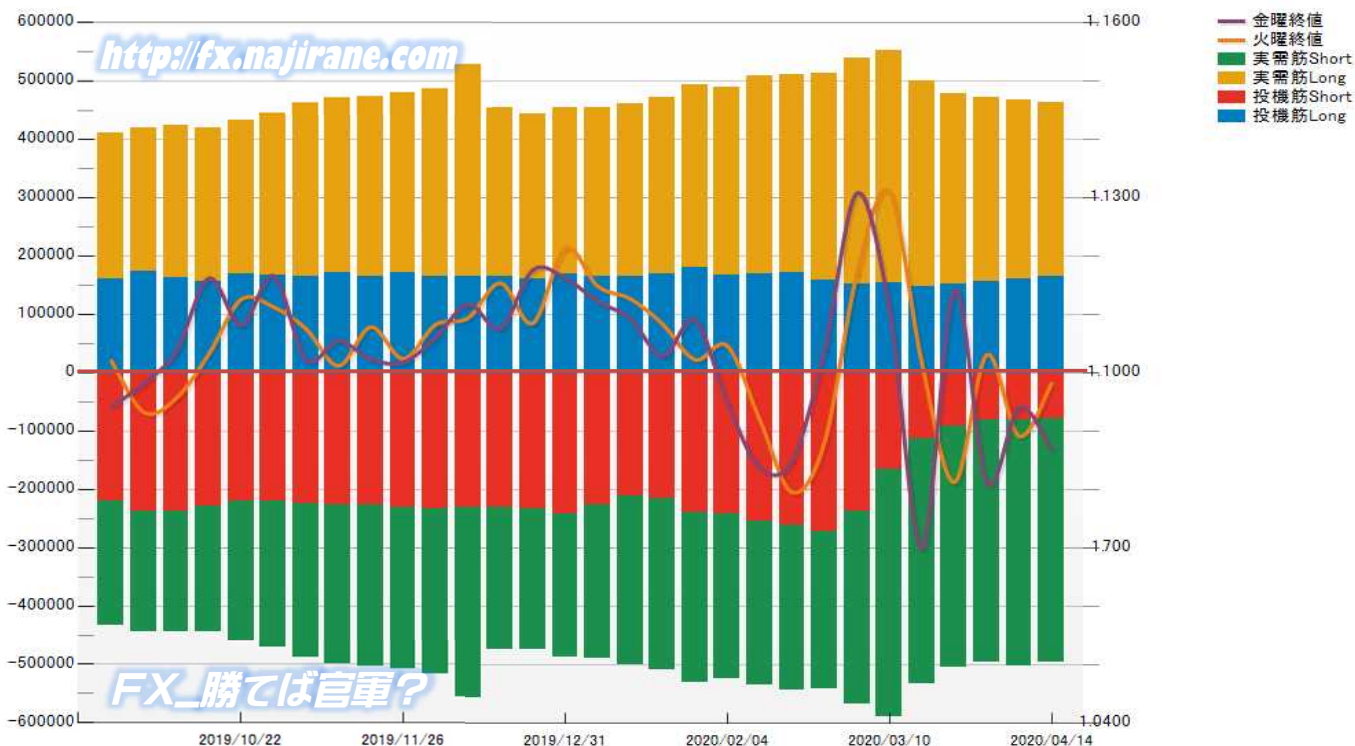


EURO FX - CHICAGO MERCANTILE EXCHANGE
FUTURES ONLY POSITIONS

Code-099741
2020/04/17 公表値

Date	投機筋集計				実需筋集計				投機筋+実需筋合計				ユーロドル終値	
	EUR買い	EUR売り	売り越し	売買計	EUR買い	EUR売り	売り越し	売買計	EUR買い	EUR売り	売り越し	売買計	火曜締め	金曜締め
2020/04/14	165078	78461	-86617	243539	296805	417530	120725	714335	461883	495991	34108	957874	1.0981	1.0868
2020/04/07	161185	81561	-79624	242746	304521	422120	117599	726641	465706	503681	37975	969387	1.0891	1.0940
2020/03/31	155047	80800	-74247	235847	315522	415776	100254	731298	470569	496576	26007	967145	1.1030	1.0811
2020/03/24	152360	91070	-61290	243430	326218	414867	88649	741085	478578	505937	27359	984515	1.0812	1.1141
2020/03/17	147133	114638	-32495	261771	352847	419664	66817	772511	499980	534302	34322	1034282	1.1016	1.0699
2020/03/10	153820	166487	12667	320307	397574	424702	27128	822276	551394	591189	39795	1142583	1.1309	1.1107
2020/03/03	151904	238607	86703	390511	385539	329833	-55706	715372	537443	568440	30997	1105883	1.1171	1.1307
2020/02/25	157587	271608	114021	429195	355329	270784	-84545	626113	512916	542392	29476	1055308	1.0881	1.1040
2020/02/18	170586	262093	91507	432679	340245	282010	-58235	622255	510831	544103	33272	1054934	1.0795	1.0849
2020/02/11	169475	255144	85669	424619	338132	281706	-56426	619838	507607	536850	29243	1044457	1.0919	1.0837
2020/02/04	166925	242005	75080	408930	321548	283559	-37989	605107	488473	525564	37091	1014037	1.1045	1.0948
2020/01/28	180653	239515	58862	420168	311346	291195	-20151	602541	491999	530710	38711	1022709	1.1022	1.1090
2020/01/21	168216	215235	47019	383451	302385	295283	-7102	597668	470601	510518	39917	981119	1.1083	1.1028
2020/01/14	163881	212063	48182	375944	297419	288854	-8565	586273	461300	500917	39617	962217	1.1127	1.1093
2020/01/07	164813	226477	61664	391290	288408	263100	-25308	551508	453221	489577	36356	942798	1.1148	1.1122
2019/12/31	168852	243197	74345	412049	285490	245540	-39950	531030	454342	488737	34395	943079	1.1213	1.1162
2019/12/24	160263	233206	72943	393469	282401	241064	-41337	523465	442664	474270	31606	916934	1.1085	1.1176
2019/12/17	165355	231049	65694	396404	288313	244275	-44038	532588	453668	475324	21656	928992	1.1153	1.1076
2019/12/10	164732	232375	67643	397107	363680	325511	-38169	689191	528412	557886	29474	1086298	1.1093	1.1117
2019/12/03	164392	233441	69049	397833	321158	285706	-35452	606864	485550	519147	33597	1004697	1.1082	1.1060
2019/11/26	169916	231332	61416	401248	308994	277623	-31371	586617	478910	508955	30045	987865	1.1024	1.1018
2019/11/19	163898	226401	62503	390299	310291	278082	-32209	588373	474189	504483	30294	978672	1.1078	1.1023
2019/11/12	170250	227919	57669	398169	300579	273909	-26670	574488	470829	501828	30999	972657	1.1012	1.1054
2019/11/05	164183	224929	60746	389112	297733	265666	-32067	563399	461916	490595	28679	952511	1.1075	1.1022
2019/10/29	166540	219895	53355	386435	277771	251937	-25834	529708	444311	471832	27521	916143	1.1112	1.1166
2019/10/22	168653	219703	51050	388356	264350	242340	-22010	506690	433003	462043	29040	895046	1.1125	1.1081
2019/10/15	154973	230127	75154	385100	263082	214307	-48775	477389	418055	444434	26379	862489	1.1031	1.1161
2019/10/08	162777	238190	75413	400967	260777	206186	-54591	466963	423554	444376	20822	867930	1.0956	1.1036
2019/10/01	172258	238236	65978	410494	247476	206802	-40674	454278	419734	445038	25304	864772	1.0932	1.0981
2019/09/24	160687	221409	60722	382096	250286	211326	-38960	461612	410973	432735	21762	843708	1.1020	1.0942

EURO FX - CHICAGO MERCANTILE EXCHANGE
FUTURES ONLY POSITIONS Code-099741



CME Daily Volume

FX_勝てば官軍?

<http://fx.najirane.com>

AUS Dollar		MONTHLY OPTIONS	FUTURE	WEEKLY FRIDAY OPTIONS					参考レート	
Date				WK 1	WK 2	WK 3	WK 4	WK 5	Open	Close
2020/4/16 (木)	6116	---	---	---	---	153	95	---	0.6322	0.6359
2020/4/15 (水)	4616	---	---	11	---	467	19	---	0.6442	0.6322
2020/4/14 (火)	8023	---	---	4	---	751	119	---	0.6382	0.6442
2020/4/13 (月)	2161	---	---	643	---	643	70	---	0.6352	0.6383
2020/4/9 (木)	3703	---	---	77	185	897	155	---	0.6234	0.6333
2020/4/8 (水)	2556	---	---	28	411	75	2	---	0.6170	0.6234
2020/4/7 (火)	3491	---	---	4	373	37	45	---	0.6083	0.6170
2020/4/6 (月)	2165	---	---	4	330	36	2	---	0.5999	0.6083
2020/4/3 (金)	5882	---	---	4	286	61	39	---	0.6060	0.5994
2020/4/2 (木)	1271	---	---	3	91	9	140	---	0.6070	0.6061

CAN Dollar		MONTHLY OPTIONS	FUTURE	WEEKLY FRIDAY OPTIONS					参考レート	
Date				WK 1	WK 2	WK 3	WK 4	WK 5	Open	Close
2020/4/16 (木)	---	---	---	56	0	324	393	0	0.7088	0.7133
2020/4/15 (水)	---	---	---	119	0	379	285	0	0.7202	0.7089
2020/4/14 (火)	---	---	---	200	0	501	454	0	0.7191	0.7202
2020/4/13 (月)	---	---	---	219	0	106	3	0	0.7176	0.7191
2020/4/9 (木)	---	---	---	131	72	601	291	0	0.7131	0.7155
2020/4/8 (水)	---	---	---	30	471	330	163	0	0.7139	0.7131
2020/4/7 (火)	---	---	---	170	454	16	275	0	0.7086	0.7139
2020/4/6 (月)	---	---	---	19	570	85	310	0	0.7015	0.7086
2020/4/3 (金)	---	---	---	304	1081	208	176	0	0.7078	0.7065
2020/4/2 (木)	---	---	---	56	125	30	4	0	0.7049	0.7078

SWISS FRANC		MONTHLY OPTIONS	FUTURE	WEEKLY FRIDAY OPTIONS					参考レート	
Date				WK 1	WK 2	WK 3	WK 4	WK 5	Open	Close
2020/4/16 (木)	18226	---	---	---	---	---	---	---	1.0362	1.0324
2020/4/15 (水)	18307	---	---	---	---	---	---	---	1.0413	1.0362
2020/4/14 (火)	19351	---	---	---	---	---	---	---	1.0333	1.0412
2020/4/13 (月)	10014	---	---	---	---	---	---	---	1.0359	1.0333
2020/4/9 (木)	18208	---	---	---	---	---	---	---	1.0291	1.0349
2020/4/8 (水)	14010	---	---	---	---	---	---	---	1.0309	1.0291
2020/4/7 (火)	19627	---	---	---	---	---	---	---	1.0223	1.0309
2020/4/6 (月)	11132	---	---	---	---	---	---	---	1.0237	1.0223
2020/4/3 (金)	21590	---	---	---	---	---	---	---	1.0272	1.0241
2020/4/2 (木)	24234	---	---	---	---	---	---	---	1.0347	1.0272

EU EURO		MONTHLY OPTIONS	FUTURE	WEEKLY FRIDAY OPTIONS					参考レート	
Date				WK 1	WK 2	WK 3	WK 4	WK 5	Open	Close
2020/4/16 (木)	9874	---	---	325	---	974	720	---	1.0909	1.0861
2020/4/15 (水)	10136	---	---	41	---	1716	296	---	1.0982	1.0909
2020/4/14 (火)	8616	---	---	235	---	1077	193	---	1.0908	1.0981
2020/4/13 (月)	4749	---	---	20	---	1056	428	---	1.0943	1.0908
2020/4/9 (木)	11214	---	---	139	624	2483	357	---	1.0857	1.0929
2020/4/8 (水)	4162	---	---	58	798	615	13	---	1.0891	1.0857
2020/4/7 (火)	8051	---	---	119	243	691	18	---	1.0794	1.0891
2020/4/6 (月)	6920	---	---	7	188	109	34	---	1.0812	1.0794
2020/4/3 (金)	13296	---	---	329	620	149	347	---	1.0856	1.0811
2020/4/2 (木)	14011	---	---	130	659	416	203	---	1.0948	1.0856

GB POUND		MONTHLY OPTIONS	FUTURE	WEEKLY FRIDAY OPTIONS					参考レート	
Date				WK 1	WK 2	WK 3	WK 4	WK 5	Open	Close
2020/4/16 (木)	57893	---	---	1	---	262	19	---	1.2528	1.2483
2020/4/15 (水)	71154	---	---	200	---	668	15	---	1.2626	1.2528
2020/4/14 (火)	64776	---	---	400	---	162	9	---	1.2512	1.2626
2020/4/13 (月)	33350	---	---	---	---	3	2	---	1.2466	1.2511
2020/4/9 (木)	62617	---	---	1	28	61	7	---	1.2396	1.2450
2020/4/8 (水)	50539	---	---	1	17	12	38	---	1.2338	1.2397
2020/4/7 (火)	76816	---	---	6	84	21	4	---	1.2231	1.2337
2020/4/6 (月)	65985	---	---	---	456	17	16	---	1.2227	1.2231
2020/4/3 (金)	71979	---	---	385	311	42	5	---	1.2405	1.2261
2020/4/2 (木)	65339	---	---	17	35	27	28	---	1.2392	1.2405

JP YEN		MONTHLY OPTIONS	FUTURE	WEEKLY FRIDAY OPTIONS					参考レート	
Date				WK 1	WK 2	WK 3	WK 4	WK 5	Open	Close
2020/4/16 (木)	---	77465	---	261	0	156	647	0	107.40	108.04
2020/4/15 (水)	---	79759	---	15	0	585	539	0	107.14	107.41
2020/4/14 (火)	---	64773	---	0	0	512	1933	0	107.73	107.14
2020/4/13 (月)	---	58014	---	234	0	265	63	0	108.46	107.73
2020/4/9 (木)	---	73437	---	22	25	1843	22	0	108.84	108.49
2020/4/8 (水)	---	71102	---	31	479	472	36	0	108.77	108.85
2020/4/7 (火)	---	77536	---	25	143	288	294	0	109.21	108.77
2020/4/6 (月)	---	72721	---	30	515	347	211	0	108.46	109.22
2020/4/3 (金)	---	81588	---	443	1693	99	15	0	107.87	108.42
2020/4/2 (木)	---	79719	---	71	211	35	2	0	107.11	107.86

MEX PESO		MONTHLY OPTIONS	FUTURE	WEEKLY FRIDAY OPTIONS					参考レート	
Date				WK 1	WK 2	WK 3	WK 4	WK 5	Open	Close
2020/4/16 (木)	0	36141	---	---	---	---	---	---	4.1282	4.1818
2020/4/15 (水)	5	41693	---	---	---	---	---	---	4.2748	4.1282
2020/4/14 (火)	2	33602	---	---	---	---	---	---	4.2232	4.2748
2020/4/13 (月)	0	28788	---	---	---	---	---	---	4.2895	4.2232
2020/4/9 (木)	0	51949	---	---	---	---	---	---	4.1656	4.2430
2020/4/8 (水)	31	49442	---	---	---	---	---	---	4.1042	4.1656
2020/4/7 (火)	0	60502	---	---	---	---	---	---	4.0628	4.1042
2020/4/6 (月)	30	41123	---	---	---	---	---	---	3.9872	4.0628
2020/4/3 (金)	20	50858	---	---	---	---	---	---	4.1163	4.0221
2020/4/2 (木)	0	58055	---	---	---	---	---	---	4.1214	4.1163

NZ DOLLAR		MONTHLY OPTIONS	FUTURE	WEEKLY FRIDAY OPTIONS					参考レート	
Date				WK 1	WK 2	WK 3	WK 4	WK 5	Open	Close
2020/4/16 (木)	0	24069	---	---	---	---	---	---	0.5996	0.5999
2020/4/15 (水)	0	23515	---	---	---	---	---	---	0.6108	0.5996
2020/4/14 (火)	0	19232	---	---	---	---	---	---	0.6091	0.6108
2020/4/13 (月)	0	9646	---	---	---	---	---	---	0.6087	0.6091
2020/4/9 (木)	0	16888	---	---	---	---	---	---	0.6008	0.6076
2020/4/8 (水)	0	15281	---	---	---	---	---	---	0.5973	0.6008
2020/4/7 (火)	0	21113	---	---	---	---	---	---	0.5927	0.5973
2020/4/6 (月)	0	13059	---	---	---	---	---	---	0.5860	0.5929
2020/4/3 (金)	0	14979	---	---	---	---	---	---	0.5919	0.5858
2020/4/2 (木)	0	17246	---	---	---	---	---	---	0.5916	0.5919

Bitcoin/USD 及び CME Futures (当月及び限月別)

※取引単位=5ビットコイン
(CME CFビットコイン参考基準レート=BRRを対象)

Bitcoin/USD					CME Futures		2020/04		2020/05		2020/06		2020/07		2020/08	
Date	Open	High	Low	Close	Volume	OpenInt	Close	Volume	Close	Volume	Close	Volume	Close	Volume	Close	Volume
2020/1/14	8117	8826	8104	8749	14807	5405	8985	18	9050	1	9085	8	0	0	0	0
2020/1/15	8726	8881	8576	8850	7593	5258	9090	6	9145	1	9180	35	0	0	0	0
2020/1/16	8850	8857	8591	8718	6265	5172	8985	6	9035	1	9060	16	0	0	0	0
2020/1/17	8711	8993	8673	8865	7245	5329	9130	1	9185	1	9225	8	0	0	0	0
2020/1/20	8628	8734	8518	8666	0	0	0	0	0	0	0	0	0	0	0	0
2020/1/21	8643	8772	8503	8711	8117	5139	8915	6	8970	5	9010	1	0	0	0	0
2020/1/22	8711	8787	8576	8643	4952	5016	8875	6	8930	6	8970	1	0	0	0	0
2020/1/23	8636	8666	8292	8396	14501	4399	8535	6	8590	1	8630	1	0	0	0	0
2020/1/24	8396	8511	8230	8482	10576	4467	8665	9	8720	6	8760	3	0	0	0	0
2020/1/27	8569	8985	8562	8905	14102	4994	9225	57	9280	57	9320	3	0	0	0	0
2020/1/28	8897	9183	8889	9149	17425	4917	9325	12	9380	12	9420	1	0	0	0	0
2020/1/29	9141	9425	9116	9337	13815	5171	9685	21	9750	1	9795	1	0	0	0	0
2020/1/30	9337	9560	9200	9560	18070	4759	9875	11	9935	11	9970	7	0	0	0	0
2020/1/31	9560	9560	9217	9311	9639	4074	9590	1	9650	7	9680	26	0	0	0	0
2020/2/3	9390	9588	9234	9276	9210	4143	9570	18	9635	18	9665	6	9695	0	0	0
2020/2/4	9276	9346	9091	9183	8390	4367	9420	2	9485	2	9525	1	9555	0	0	0
2020/2/5	9183	9747	9158	9625	14938	5186	10020	117	10085	117	10125	16	10155	0	0	0
2020/2/6	9625	9852	9542	9671	12886	5320	10105	165	10180	165	10215	4	10245	0	0	0
2020/2/7	9671	9862	9671	9728	8887	5181	10055	10	10135	1	10170	10	10200	0	0	0
2020/2/10	10111	10183	9747	9843	7263	5255	10190	38	10270	1	10305	58	10335	0	0	0
2020/2/11	9843	10384	9718	10225	16558	6106	10695	33	10775	2	10810	11	10910	2	0	0
2020/2/12	10225	10471	10215	10352	13378	6040	10875	2	11005	2	11040	3	11140	2	0	0
2020/2/13	10352	10493	10101	10215	16766	6086	10620	29	10710	6	10865	2	10970	1	0	0
2020/2/14	10215	10384	10101	10363	9261	6512	10795	30	10875	6	11030	4	11135	0	0	0
2020/2/17	9881	10000	9488	9634	0	0	0	0	0	0	0	0	0	0	0	0
2020/2/18	9634	10256	9625	10183	23036	6463	10535	85	10635	20	10790	8	10895	0	0	0
2020/2/19	10183	10288	9390	9681	9882	6621	10515	72	10615	45	10720	4	10825	0	0	0
2020/2/20	9690	9690	9470	9625	4397	6310	9865	19	9965	10	10025	9	10125	0	0	0
2020/2/21	9615	9756	9579	9718	2433	6350	10005	27	10065	13	10165	1	10265	0	0	0
2020/2/24	9930	10020	9497	9643	9212	5662	9855	195	9945	1	10005	1	10105	0	0	0
2020/2/25	9643	9671	9259	9390	5727	5632	9540	113	9650	10	9720	5	9820	0	0	0
2020/2/26	9399	9399	8651	8795	9826	5358	8975	118	9055	10	9115	49	9215	0	0	0
2020/2/27	8787	8969	8532	8795	6160	4975	9040	51	9120	21	9180	3	9280	2	0	0
2020/2/28	8795	8905	8446	8621	4069	4471	8780	168	8880	5	8950	7	9050	0	0	0
2020/3/2	8562	8977	8503	8937	2376	4574	9045	169	9170	44	9245	6	9345	9445	0	0
2020/3/3	8929	8929	8673	8787	4061	4837	8865	331	8980	201	9090	573	9190	9290	0	0
2020/3/4	8787	8857	8696	8757	2024	4771	8845	122	8955	27	9060	33	9160	9260	0	0
2020/3/5	8764	9174	8757	9083	4006	4751	9270	183	9390	58	9490	29	9590	1	9690	9690
2020/3/6	9083	9183	9009	9132	1944	4743	9265	75	9385	18	9485	24	9540	9615	0	0
2020/3/9	8163	8258	7663	7866	11291	4836	7900	595	7970	369	8005	817	8060	8135	0	0
2020/3/10	7886	8163	7770	7968	5551	4368	8045	329	8110	85	8150	70	8205	8280	0	0
2020/3/11	7968	7994	7616	7994	4251	4315	7905	200	7970	58	8010	83	8065	8140	0	0
2020/3/12	7974	7987	5583	5784	17840	4396	6035	1080	6075	320	6100	405	6155	1	6230	6230
2020/3/13	5807	5984	3967	5438	17920	4840	5375	1799	5375	363	5370	226	5425	1	5500	5500
2020/3/16	5359	5447	4460	4941	16612	4675	4945	1385	4935	193	4935	155	4985	5060	5060	5060
2020/3/17	4943	5525	4933	5462	7961	4474	5410	554	5415	215	5430	317	5480	5555	5555	5555
2020/3/18	5456	5462	5030	5353	10334	4171	5345	1283	5370	122	5390	183	5440	5515	5515	5515
2020/3/19	5362	6418	5266	6297	10163	4030	6270	785	6285	143	6315	272	6375	1	6405	6405
2020/3/20	6297	6892	5688	5963	8660	3638	6230	1382	6245	250	6275	241	6300	6315	6315	6315
2020/3/23	5886	6614	5705	6468	9757	3734	6310	1178	6330	67	6345	183	6370	6400	6400	6400
2020/3/24	6468	6835	6410	6784	9152	3909	6745	1186	6755	51	6775	78	6820	6855	6855	6855
2020/3/25	6784	6978	6485	6707	6199	3855	6660	907	6675	27	6690	90	6725	6760	6760	6760
2020/3/26	6698	6793	6545	6725	5076	3907	6695	1505	6720	35	6740	37	6770	6790	6790	6790
2020/3/27	6725	6873	6596	6693	2565	3621	6680	2372	6710	117	6735	76	6760	6780	6780	6780
2020/3/30	5914	6579	5875	6545	4769	3807	6380	4341	6405	235	6425	193	6450	6450	6450	6450
2020/3/31	6549	6614	6353	6460	2591	3947	6475	2305	6495	152	6530	134	6550	6550	6550	6550
2020/4/1	6460	6468	6173	6378	2788	4270	6210	2656	6225	83	6255	48	6275	6275	6275	6275
2020/4/2	6378	7236	6373	6845	10302	4992	6865	9591	6900	402	6935	305	6945	4	6975	6975
2020/4/3	6840	7042	6623	6789	4287	4907	6800	3943	6845	178	6865	166	6880	4	6910	6910
2020/4/6	6770	7321	6770	7299	11232	5037	7330	10939	7390	129	7415	125	7420	8	7430	28
2020/4/7	7299	7463	7087	7184	9135	5448	7330	7749	7405	931	7430	447	7435	5	7440	7440
2020/4/8	7179	7424	7143	7337	3657	5009	7335	3066	7390	344	7425	220	7450	27	7445	7445
2020/4/9	7337	7396	7128	7315	3003	4896	7290	2793	7350	76	7365	101	7385	31	7395	7395
2020/4/10	7315	7321	6766	6916	---	---	---	---	---	---	---	---	---	---	---	---
2020/4/13	7133	7148	6618	6840	6383	5273	6810	5395	6820	441	6825	408	6825	108	6820	26
2020/4/14	6845	6983	6780	6859	2481	5538	6950	2232	6965	136	6965	109	6975	4	6970	26
2020/4/15	6863	6935	6698	6739	2454	5456	6740	2144	6755	246	6755	51	6770	6	6760	3
2020/4/16	6743	7128	6498	7082	6942	5858	7105	6364	7125	363	7155	195	7170	5	7170	3
2020/4/17	7082	7205	7008	7077	2175	---	7080	1863	7115	190	7125	120	7150	1	7145	1



Date	日経平均(^N225)					CME日経平均先物ドル建て(NKD)					CME日経平均先物円建て(NIY)					USDJPY
	Open	High	Low	Close	Volume	Open	High	Low	Close	Volume	Open	High	Low	Close	Volume	
2020-04-17	19,575.85	19,922.07	19,554.70	19,897.26	87,800.0	19,820.0	20,010.0	19,465.0	19,675.0	3,651,705	19,730.0	19,910.0	19,365.0	19,580.0	22,670,424	107.58
2020-04-16	19,311.30	19,362.17	19,154.41	19,290.20	81,400.0	19,305.0	19,880.0	19,095.0	19,690.0	2,693,966	19,215.0	19,780.0	18,990.0	19,610.0	17,117,767	108.04
2020-04-15	19,589.25	19,660.68	19,465.95	19,550.09	94,100.0	19,685.0	19,730.0	19,265.0	19,345.0	2,683,340	19,590.0	19,635.0	19,175.0	19,250.0	18,657,614	107.41
2020-04-14	19,150.30	19,705.99	19,093.12	19,638.81	81,900.0	19,590.0	19,825.0	19,540.0	19,625.0	2,924,721	19,465.0	19,695.0	19,420.0	19,520.0	20,922,236	107.14
2020-04-13	19,312.04	19,355.04	19,014.32	19,043.40	65,600.0	19,320.0	19,320.0	19,075.0	19,230.0	2,088,956	19,155.0	19,185.0	18,945.0	19,095.0	12,330,543	107.73
2020-04-12						19,750.0	19,750.0	19,150.0	19,330.0	25,907						
2020-04-09	19,376.00	19,406.96	19,158.55	19,345.77	82,300.0	19,430.0	19,760.0	19,285.0	19,625.0	3,259,743	19,300.0	19,620.0	19,135.0	19,485.0	25,428,732	108.49
2020-04-08	19,047.76	19,454.34	18,730.80	19,353.24	105,900.0	19,205.0	19,595.0	18,955.0	19,430.0	5,141,118	19,045.0	19,435.0	18,790.0	19,305.0	33,696,347	108.85
2020-04-07	18,878.86	19,162.52	18,553.14	18,950.18	108,200.0	18,740.0	20,030.0	18,740.0	19,190.0	5,866,610	18,580.0	19,860.0	18,580.0	19,025.0	35,058,936	108.77
2020-04-06	17,857.99	18,672.26	17,802.62	18,576.30	105,700.0	18,375.0	19,140.0	18,350.0	19,060.0	3,924,842	18,190.0	18,985.0	18,160.0	18,895.0	37,380,784	109.22
2020-04-05																
2020-04-03	17,951.44	18,059.15	17,646.50	17,820.19	96,000.0	17,955.0	18,075.0	17,765.0	17,890.0	1,567,103	17,765.0	17,875.0	17,570.0	17,700.0	18,143,169	108.42
2020-04-02	17,934.42	18,132.04	17,707.66	17,818.72	107,300.0	18,150.0	18,335.0	17,740.0	18,110.0	3,485,387	17,940.0	18,135.0	17,525.0	17,940.0	27,619,557	107.86
2020-04-01	18,686.12	18,784.25	17,871.62	18,065.41	105,800.0	18,800.0	18,800.0	17,780.0	18,015.0	2,416,126	18,585.0	18,585.0	17,565.0	17,810.0	34,203,053	107.13
2020-03-31	19,181.90	19,336.19	18,834.16	19,917.01	122,200.0	19,325.0	19,350.0	18,700.0	18,755.0	4,227,843	19,035.0	19,100.0	18,480.0	18,535.0	29,494,893	107.53
2020-03-30	18,884.07	19,084.97	18,578.20	19,084.97	121,000.0	19,025.0	19,455.0	18,730.0	19,335.0	4,359,275	18,760.0	19,175.0	18,445.0	19,065.0	30,242,275	107.85
2020-03-29						18,565.0	19,085.0	18,465.0	18,990.0	28,350						
2020-03-27	19,021.97	19,389.43	18,832.21	19,389.43	148,900.0	19,345.0	19,575.0	18,840.0	18,910.0	2,423,954	18,980.0	19,205.0	18,500.0	18,565.0	41,301,227	107.97
2020-03-26	19,234.77	19,240.29	18,512.81	18,664.60	128,100.0	19,220.0	19,525.0	18,700.0	19,430.0	3,162,689	18,715.0	19,170.0	18,220.0	19,095.0	44,398,570	109.33
2020-03-25	18,446.80	19,564.38	18,446.80	19,546.63	147,700.0	19,380.0	19,750.0	18,840.0	19,260.0	3,419,217	18,925.0	19,455.0	18,365.0	18,770.0	66,807,159	111.02
2020-03-24	17,206.88	18,100.39	17,197.14	18,092.35	147,300.0	18,030.0	19,590.0	17,895.0	19,260.0	3,739,027	17,560.0	19,145.0	17,415.0	18,940.0	57,807,608	111.20
2020-03-23	16,570.57	17,049.03	16,480.95	16,887.78	170,300.0	17,020.0	18,220.0	16,935.0	17,955.0	4,374,586	16,635.0	17,665.0	16,560.0	17,455.0	74,071,909	110.99
2020-03-22						17,060.0	17,060.0	15,600.0	16,760.0	56,313						
2020-03-20						17,490.0	18,220.0	17,250.0	17,300.0	2,796,002	16,955.0	17,845.0	16,880.0	16,940.0	26,819,160	110.77
2020-03-19	16,995.77	17,160.97	16,358.19	16,552.83	198,900.0	16,365.0	17,780.0	16,365.0	17,340.0	14,198,881	16,155.0	17,335.0	16,155.0	16,970.0	47,683,305	110.86
2020-03-18	17,154.08	17,396.84	16,698.46	16,726.55	177,200.0	17,165.0	17,245.0	16,205.0	17,185.0	8,685,924	16,950.0	17,015.0	16,955.0	16,950.0	48,164,280	108.01
2020-03-17	16,726.95	17,557.04	16,378.94	17,011.53	198,800.0	17,105.0	17,465.0	16,470.0	17,020.0	8,801,402	16,875.0	17,210.0	16,215.0	16,800.0	53,073,079	107.26
2020-03-16	17,586.08	17,785.76	16,914.45	17,002.04	158,100.0	17,385.0	17,760.0	16,060.0	16,635.0	10,526,404	17,230.0	17,590.0	15,860.0	16,390.0	54,153,628	106.27
2020-03-15						18,240.0	18,240.0	17,035.0	17,480.0	34,024						
2020-03-13	18,183.47	18,184.46	16,690.60	17,431.05	233,400.0	17,055.0	18,610.0	16,965.0	18,120.0	4,481,189	16,755.0	18,235.0	16,520.0	17,910.0	73,558,111	107.61
2020-03-12	19,064.51	19,142.18	18,339.27	18,559.63	164,600.0	18,390.0	18,825.0	16,875.0	17,190.0	8,812,814	18,390.0	18,820.0	16,585.0	16,760.0	66,761,237	104.79
2020-03-11	19,578.26	19,974.83	19,392.25	19,416.06	129,200.0	19,600.0	19,670.0	18,935.0	18,935.0	9,415,678	19,600.0	19,665.0	18,920.0	18,920.0	47,009,584	104.73
2020-03-10	19,474.89	19,970.35	18,891.77	19,867.12	164,700.0	19,655.0	20,190.0	19,030.0	19,610.0	20,090,699	19,665.0	20,190.0	19,020.0	19,605.0	80,691,751	105.10
2020-03-09	20,343.31	20,347.19	19,472.26	19,698.76	170,300.0	19,615.0	19,670.0	18,520.0	19,350.0	19,172,580	19,610.0	19,665.0	18,505.0	19,340.0	86,397,637	102.44
2020-03-08						20,150.0	20,150.0	19,490.0	19,900.0	145,520						
2020-03-06	21,009.80	21,061.20	20,613.91	20,749.75	111,700.0	20,705.0	20,810.0	20,220.0	20,445.0	16,439,619	20,700.0	20,800.0	20,210.0	20,425.0	57,684,179	105.48
2020-03-05	21,399.87	21,399.87	21,220.76	21,329.12	85,700.0	21,265.0	21,380.0	20,745.0	20,960.0	8,850,608	21,255.0	21,370.0	20,740.0	20,950.0	30,919,589	106.19
2020-03-04	20,897.20	20,897.20	20,862.05	21,100.06	94,600.0	21,145.0	21,460.0	21,045.0	21,385.0	11,506,318	21,145.0	21,455.0	21,040.0	21,380.0	37,379,771	107.54
2020-03-03	21,651.99	21,719.78	21,082.73	21,082.73	105,300.0	21,205.0	21,520.0	20,695.0	20,840.0	18,505,749	21,200.0	21,505.0	20,685.0	20,835.0	64,827,923	107.16
2020-03-02	20,849.79	21,593.11	20,834.29	21,344.08	123,700.0	21,355.0	21,610.0	20,695.0	21,605.0	27,541,345	21,335.0	21,600.0	20,685.0	21,590.0	89,801,688	108.28
2020-03-01						20,715.0	20,845.0	20,520.0	20,745.0	45,048						
2020-02-28	21,518.01	21,528.13	20,916.40	21,142.96	148,500.0	21,050.0	21,270.0	20,480.0	21,140.0	31,799,442	21,040.0	21,260.0	20,460.0	21,150.0	137,145,252	107.91
2020-02-27	22,255.83	22,272.26	21,844.29	21,948.23	106,200.0	21,860.0	22,135.0	21,165.0	21,380.0	28,422,034	21,845.0	22,115.0	21,150.0	21,360.0	77,780,095	109.54
2020-02-26	22,374.14	22,456.55	22,127.42	22,426.19	99,300.0	22,385.0	22,515.0	22,005.0	22,255.0	24,757,387	22,365.0	22,500.0	21,990.0	22,245.0	71,288,767	110.42
2020-02-25	22,949.37	22,950.23	22,335.21	22,605.41	105,800.0	22,605.0	22,715.0	21,900.0	22,275.0	20,469,472	22,595.0	22,710.0	21,890.0	22,255.0	67,476,680	110.21
2020-02-24						22,575.0	22,620.0	22,075.0	22,305.0	12,762,235	22,565.0	22,610.0	22,070.0	22,300.0	56,454,187	110.68
2020-02-23						23,000.0	23,000.0	22,755.0	22,825.0	68,313						
2020-02-21	23,427.77	23,588.55	23,378.33	23,386.74	62,100.0	23,435.0	23,455.0	23,100.0	23,210.0	8,258,995	23,430.0	23,445.0	23,090.0	23,200.0	31,379,356	111.60
2020-02-20	23,666.58	23,806.56	23,426.42	23,479.15	63,300.0	23,485.0	23,635.0	23,330.0	23,395.0	8,372,707	23,475.0	23,635.0	23,320.0	23,390.0	36,118,693	112.05
2020-02-19	23,329.33	23,468.58	23,234.96	23,400.70	61,600.0	23,395.0	23,685.0	23,350.0	23,645.0	5,012,472	23,385.0	23,675.0	23,345.0	23,640.0	22,174,304	111.25
2020-02-18	23,398.57	23,402.01	23,133.60	23,193.80	59,500.0	23,180.0	23,310.0	23,090.0	23,290.0	8,454,445	23,175.0	23,300.0	23,085.0	23,285.0	38,847,076	109.87
2020-02-16						23,525.0	23,625.0	23,525.0	23,535.0	14,717						
2020-02-14	23,714.52	23,738.42	23,603.48	23,687.59	69,100.0											

過去5日及び過去4週の4本値と各種ピボット

2020/04/13 ~ 2020/04/17

USD/JPY										Demark						Pivot			Fibonacci Zone											
当日のOHLCLから計算される翌日の										TD Range Projection						TD pivot points			StopLoss											
日足	Open	High	Low	Close	値幅/日	引け形態	真の高値	真の安値	予想高値	予想安値	予想高値	予想安値	StopLoss	S2	S1	PP	R1	R2	StopLoss	3-days AVG	Support Zone 2	Support Zone 1	BP	Resistance Zone 1	Resistance Zone 2					
2020/04/13	108.46	108.53	107.50	107.73	103p	陰線引け	-	-					106.29	106.89	107.31	107.92	108.34	108.94	109.36		106.50	~ 106.89	107.29	~ 107.41	107.92	108.43	~ 108.55	108.94	~ 109.34	
2020/04/14	107.73	107.76	106.98	107.14	78p	陰線引け	107.76	106.98	107.45	106.67	107.45	106.67	106.05	106.52	106.83	107.29	107.60	108.07	108.38		106.22	~ 106.52	106.81	~ 106.90	107.29	107.68	~ 107.77	108.07	~ 108.37	
2020/04/15	107.14	107.85	106.93	107.41	92p	陰線引け	107.85	106.93	108.09	107.17	108.09	107.17	106.02	106.48	106.94	107.40	107.86	108.32	108.78	107.54	Bear	106.12	~ 106.48	106.83	~ 106.94	107.40	107.86	~ 107.97	108.32	~ 108.67
2020/04/16	107.40	108.08	107.17	108.04	91p	陰線引け	108.08	107.17	108.52	107.61	108.52	107.61	106.54	106.85	107.45	107.76	108.36	108.68	109.27	107.48	Bull	106.50	~ 106.85	107.20	~ 107.31	107.76	108.22	~ 108.33	108.68	~ 109.02
2020/04/17	108.04	108.08	107.31	107.58	77p	陰線引け	108.08	107.31	107.83	107.06	107.83	107.06	106.46	106.88	107.23	107.66	108.01	108.43	108.78	107.61	Bull	106.58	~ 106.88	107.18	~ 107.27	107.66	108.04	~ 108.13	108.43	~ 108.73
週足	Open	High	Low	Close	値幅/週	引け形態	真の高値	真の安値	予想高値	予想安値	予想高値	予想安値	StopLoss	S2	S1	PP	R1	R2	StopLoss	3-days AVG	Support Zone 2	Support Zone 1	BP	Resistance Zone 1	Resistance Zone 2					
2020/03/23 ~ 2020/03/27	111.08	111.71	107.76	107.97	395p	陰線引け	-	-					102.63	105.20	106.58	109.15	110.53	113.10	114.48		103.69	~ 105.20	106.71	~ 107.17	109.15	111.12	~ 111.59	113.10	~ 114.60	
2020/03/30 ~ 2020/04/03	107.75	108.73	106.93	108.42	180p	陰線引け	108.73	107.76	109.06	108.09	109.48	107.67	105.52	106.22	107.32	108.02	109.12	109.83	110.93		105.53	~ 106.22	106.91	~ 107.12	108.02	108.93	~ 109.14	109.83	~ 110.52	
2020/04/06 ~ 2020/04/10	108.46	109.38	108.21	108.41	117p	陰線引け	109.38	108.21	108.89	107.73	108.89	107.73	106.79	107.50	107.96	108.67	109.12	109.83	110.29	108.61	Bull	107.05	~ 107.50	107.95	~ 108.08	108.67	109.25	~ 109.39	109.83	~ 110.28
2020/04/13 ~ 2020/04/17	108.46	108.53	106.93	107.58	160p	陰線引け	108.53	106.93	108.05	106.46	108.05	106.46	105.24	106.09	106.83	107.68	108.43	109.28	110.02	108.12	Bear	105.48	~ 106.09	106.69	~ 106.88	107.68	108.48	~ 108.67	109.28	~ 109.88

EUR/JPY										Demark						Pivot			Fibonacci Zone											
当日のOHLCLから計算される翌日の										TD Range Projection						TD pivot points			StopLoss											
日足	Open	High	Low	Close	値幅/日	引け形態	真の高値	真の安値	予想高値	予想安値	予想高値	予想安値	StopLoss	S2	S1	PP	R1	R2	StopLoss	3-days AVG	Support Zone 2	Support Zone 1	BP	Resistance Zone 1	Resistance Zone 2					
2020/04/13	118.68	118.73	117.31	117.51	142p	陰線引け	-	-					115.55	116.43	116.97	117.85	118.39	119.27	119.81		115.89	~ 116.43	116.97	~ 117.14	117.85	118.56	~ 118.73	119.27	~ 119.81	
2020/04/14	117.51	117.94	117.31	117.65	63p	陰線引け	117.94	117.31	118.11	117.48	118.11	117.48	116.69	117.00	117.33	117.63	117.96	118.27	118.59		116.76	~ 117.00	117.24	~ 117.32	117.63	117.95	~ 118.03	118.27	~ 118.51	
2020/04/15	117.66	117.76	116.80	117.17	96p	陰線引け	117.76	116.80	117.46	116.50	117.46	116.50	115.77	116.28	116.72	117.24	117.68	118.20	118.64	117.57	Bear	115.92	~ 116.28	116.65	~ 116.76	117.24	117.72	~ 117.83	118.20	~ 118.56
2020/04/16	117.16	117.50	116.56	117.35	95p	陰線引け	117.50	116.56	117.90	116.95	117.90	116.95	115.82	116.19	116.77	117.14	117.71	118.08	118.66	117.34	Bear	115.83	~ 116.19	116.55	~ 116.66	117.14	117.61	~ 117.72	118.08	~ 118.44
2020/04/17	117.35	117.41	116.62	116.92	79p	陰線引け	117.41	116.62	117.17	116.38	117.17	116.38	115.77	116.20	116.56	116.99	117.35	117.77	118.14	117.12	Bear	115.89	~ 116.20	116.50	~ 116.59	116.99	117.38	~ 117.47	117.77	~ 118.08
週足	Open	High	Low	Close	値幅/週	引け形態	真の高値	真の安値	予想高値	予想安値	予想高値	予想安値	StopLoss	S2	S1	PP	R1	R2	StopLoss	3-days AVG	Support Zone 2	Support Zone 1	BP	Resistance Zone 1	Resistance Zone 2					
2020/03/23 ~ 2020/03/27	118.40	121.16	117.74	120.29	342p	陰線引け	-	-					114.88	116.31	116.30	119.73	121.72	123.14	125.13		115.01	~ 116.31	117.62	~ 118.02	119.73	121.44	~ 121.84	123.14	~ 124.45	
2020/03/30 ~ 2020/04/03	119.88	120.01	116.36	117.21	365p	陰線引け	120.29	117.21	118.75	115.67	118.61	114.96	112.06	114.21	115.71	117.86	119.36	121.51	123.01		112.82	~ 114.21	115.60	~ 116.04	117.86	119.68	~ 120.11	121.51	~ 122.90	
2020/04/06 ~ 2020/04/10	117.27	119.04	117.17	118.61	186p	陰線引け	119.04	117.17	119.75	117.89	119.75	117.89	115.65	116.41	117.51	118.27	119.37	120.13	121.23	118.62	Bear	115.70	~ 116.41	117.12	~ 117.34	118.27	119.20	~ 119.42	120.13	~ 120.84
2020/04/13 ~ 2020/04/17	118.68	118.73	116.56	116.92	217p	陰線引け	118.73	116.56	117.83	115.65	117.83	115.65	113.91	115.23	116.08	117.40	118.25	119.57	120.42	117.84	Bear	114.40	~ 115.23	116.06	~ 116.32	117.40	118.49	~ 118.74	119.57	~ 120.40

EUR/USD										Demark						Pivot			Fibonacci Zone											
当日のOHLCLから計算される翌日の										TD Range Projection						TD pivot points			StopLoss											
日足	Open	High	Low	Close	値幅/日	引け形態	真の高値	真の安値	予想高値	予想安値	予想高値	予想安値	StopLoss	S2	S1	PP	R1	R2	StopLoss	3-days AVG	Support Zone 2	Support Zone 1	BP	Resistance Zone 1	Resistance Zone 2					
2020/04/13	1.0943	1.0968	1.0893	1.0908	75p	陰線引け	-	-					1.0803	1.0848	1.0878	1.0923	1.0953	1.0998	1.1028		1.0819	~ 1.0848	1.0877	~ 1.0885	1.0923	1.0961	~ 1.0969	1.0998	~ 1.1027	
2020/04/14	1.0908	1.0991	1.0908	1.0981	83p	陰線引け	1.0991	1.0908	1.1028	1.0945	1.1028	1.0945	1.0847	1.0876	1.0929	1.0960	1.1012	1.1043	1.1095		1.0846	~ 1.0877	1.0909	~ 1.0919	1.0960	1.1002	~ 1.1011	1.1043	~ 1.1075	
2020/04/15	1.0982	1.0990	1.0857	1.0909	133p	陰線引け	1.0990	1.0857	1.0949	1.0816	1.0949	1.0816	1.0714	1.0766	1.0847	1.0918	1.0980	1.1051	1.1113	1.0934	Bear	1.0735	~ 1.0786	1.0836	~ 1.0852	1.0918	1.0985	~ 1.1000	1.1051	~ 1.1102
2020/04/16	1.0909	1.0911	1.0817	1.0861	95p	陰線引け	1.0911	1.0817	1.0886	1.0792	1.0886	1.0792	1.0720	1.0768	1.0815	1.0863	1.0910	1.0958	1.1004	1.0914	Bear	1.0732	~ 1.0768	1.0805	~ 1.0816	1.0863	1.0911	~ 1.0922	1.0958	~ 1.0994
2020/04/17	1.0861	1.0892	1.0812	1.0868	80p	陰線引け	1.0892	1.0812	1.0920	1.0840	1.0920	1.0840	1.0743	1.0778	1.0823	1.0865	1.0903	1.0938	1.0983	1.0880	Bear	1.0747	~ 1.0778	1.0808	~ 1.0818	1.0858	1.0898	~ 1.0907	1.0938	~ 1.0968
週足	Open	High	Low	Close	値幅/週	引け形態	真の高値	真の安値	予想高値	予想安値	予想高値	予想安値	StopLoss	S2	S1	PP	R1	R2	StopLoss	3-days AVG	Support Zone 2	Support Zone 1	BP	Resistance Zone 1	Resistance Zone 2					
2020/03/23 ~ 2020/03/27	1.0659	1.1147	1.0659	1.1141	488p	陰線引け	-	-					1.0329	1.0494	1.0818	1.0982	1.1306	1.1470	1.1794		1.0308	~ 1.0494	1.0680	~ 1.0738	1.0982	1.1226	~ 1.1284	1.1470	~ 1.1657	
2020/03/30 ~ 2020/04/03	1.1122	1.1144	1.0773	1.0811	372p	陰線引け	1.1144	1.0659	1.0978	1.0492	1.0978	1.0606	1.0303	1.0538	1.0674	1.0909	1.1046	1.1281	1.1417		1.0396	~ 1.0538	1.0680	~ 1.0724	1.0909	1.1095	~ 1.1139	1.1281	~ 1.1423	
2020/04/06 ~ 2020/04/10	1.0812	1.0952	1.0769	1.0940	183p	陰線引け	1.0952	1.0769	1.1038	1.0855	1.1038	1.0855	1.0639	1.0704	1.0822	1.0887	1.1005	1.1070	1.1188	1.0926	Bear	1.0634	~ 1.0704	1.0774	~ 1.0795	1.0887	1.0979	~ 1.1000	1.1070	~ 1.1140
2020/04/13 ~ 2020/04/17	1.0943	1.0991	1.0812	1.0868	179p	陰線引け	1.0991	1.0812	1.0930	1.0751	1.0930	1.0751	1.0611	1.0712	1.0790	1.0890	1.0969	1.1069	1.1147	1.0896	Bear	1.0643	~ 1.0712	1.0780	~ 1.0801	1.0890	1.0980	~ 1.1001	1.1069	~ 1.1137

GBP/JPY										Demark						Pivot			Fibonacci Zone						
当日のOHLCLから計算される翌日の										TD Range Projection						TD pivot points			StopLoss						
日足	Open	High	Low	Close	値幅/日	引け形態	真の高値	真の安値	予想高値	予想安値	予想高値	予想安値	StopLoss	S2	S1	PP	R1	R2	StopLoss	3-days AVG	Support Zone 2	Support Zone 1	BP	Resistance Zone 1	Resistance Zone 2

IMM扱い8通貨/ダウ/日経/金/オイル/主要クロス円の過去5日及び過去5週の4本値

AUDUSD					CADUSD					CHFUSD				
Date	Open	High	Low	Close	Date	Open	High	Low	Close	Date	Open	High	Low	Close
2020/04/17	0.6358	0.6385	0.6315	0.6364	2020/04/17	0.7134	0.7140	0.7083	0.7128	2020/04/17	1.0320	1.0355	1.0284	1.0334
2020/04/16	0.6322	0.6369	0.6265	0.6359	2020/04/16	0.7088	0.7134	0.7051	0.7133	2020/04/16	1.0362	1.0368	1.0293	1.0324
2020/04/15	0.6442	0.6444	0.6285	0.6322	2020/04/15	0.7202	0.7206	0.7076	0.7089	2020/04/15	1.0413	1.0418	1.0309	1.0362
2020/04/14	0.6382	0.6445	0.6376	0.6442	2020/04/14	0.7191	0.7213	0.7181	0.7202	2020/04/14	1.0333	1.0422	1.0333	1.0412
2020/04/13	0.6352	0.6409	0.6327	0.6383	2020/04/13	0.7176	0.7217	0.7142	0.7191	2020/04/13	1.0359	1.0384	1.0323	1.0333

CNYUSD					EURUSD					GBPUSD				
Date	Open	High	Low	Close	Date	Open	High	Low	Close	Date	Open	High	Low	Close
2020/04/17	0.1413	0.1415	0.1411	0.1412	2020/04/17	1.0861	1.0892	1.0812	1.0868	2020/04/17	1.2483	1.2522	1.2407	1.2497
2020/04/16	0.1413	0.1414	0.1411	0.1412	2020/04/16	1.0909	1.0911	1.0817	1.0861	2020/04/16	1.2528	1.2528	1.2409	1.2483
2020/04/15	0.1419	0.1420	0.1415	0.1415	2020/04/15	1.0982	1.0990	1.0857	1.0909	2020/04/15	1.2626	1.2631	1.2439	1.2528
2020/04/14	0.1418	0.1420	0.1415	0.1416	2020/04/14	1.0908	1.0991	1.0908	1.0981	2020/04/14	1.2512	1.2647	1.2504	1.2626
2020/04/13	0.1419	0.1419	0.1416	0.1417	2020/04/13	1.0943	1.0968	1.0893	1.0908	2020/04/13	1.2466	1.2535	1.2454	1.2511

JPYUSD					MXNUSD					NZDUSD				
Date	Open	High	Low	Close	Date	Open	High	Low	Close	Date	Open	High	Low	Close
2020/04/17	0.9256	0.9319	0.9252	0.9295	2020/04/17	4.1937	4.2192	4.1461	4.2113	2020/04/17	0.5998	0.6051	0.5968	0.6036
2020/04/16	0.9311	0.9331	0.9252	0.9256	2020/04/16	4.1282	4.1822	4.0939	4.1818	2020/04/16	0.5996	0.6005	0.5922	0.5999
2020/04/15	0.9334	0.9352	0.9272	0.9311	2020/04/15	4.2748	4.2779	4.1217	4.1282	2020/04/15	0.6108	0.6109	0.5955	0.5996
2020/04/14	0.9283	0.9347	0.9280	0.9334	2020/04/14	4.2232	4.2809	4.2114	4.2748	2020/04/14	0.6091	0.6131	0.6066	0.6108
2020/04/13	0.9220	0.9302	0.9214	0.9283	2020/04/13	4.2895	4.2923	4.1975	4.2232	2020/04/13	0.6087	0.6111	0.6060	0.6091

Nikkei 225 - Japan (NIX)					出来高	
Date	Open	High	Low	Close	(ドル建て終値)	出来高
2020/04/17	19575.85	19918.87	19554.90	19897.26	184.95	0 1406866600
2020/04/16	19311.30	19362.17	19155.46	19290.20	178.55	814484400 1296672400
2020/04/15	19589.25	19659.47	19476.34	19550.09	182.02	940973900 1487132500
2020/04/14	19150.30	19705.99	19098.52	19638.81	183.30	818776500 1303922700
2020/04/13	19312.04	19354.50	19015.50	19043.40	176.77	656321900 1054113300
週4本値	19312.04	19918.87	19015.50	19897.26	184.95	(N225銘柄計) (東証一部全体計)

XAUUSD				
Date	Open	High	Low	Close
2020/04/17	1717.64	1718.61	1680.61	1684.10
2020/04/16	1717.84	1738.75	1708.60	1717.70
2020/04/15	1727.59	1731.71	1708.29	1717.13
2020/04/14	1711.84	1747.40	1709.25	1727.15
2020/04/13	1685.30	1722.64	1675.55	1715.07
週4本値	1685.30	1747.40	1675.55	1684.10

Dow Jones Industrial - USA (DJIA)					出来高
Date	Open	High	Low	Close	出来高
2020/04/17	23817.15	24264.21	23817.15	24242.49	0
2020/04/16	23543.66	23598.08	23211.38	23537.68	119010170
2020/04/15	23600.72	23649.72	23233.32	23504.35	109265669
2020/04/14	23690.57	24040.58	23683.44	23949.76	125209325
2020/04/13	23698.93	23698.93	23095.35	23390.77	103132107
週4本値	23698.93	24264.21	23095.35	24242.49	

Historical Data by

 Arrangement by


Crude Light Oil					
Date	Open	High	Low	Close	出来高
2020/04/17	20.00	20.22	17.31	18.27	1391577
2020/04/16	20.15	20.53	19.42	19.87	1181430
2020/04/15	20.72	20.89	19.20	19.87	1329637
2020/04/14	22.36	23.08	19.95	20.11	1770313
2020/04/13	24.60	24.74	22.03	22.41	1700881
週4本値	24.60	24.74	17.31	18.27	

USDJPY					EURJPY					GBPJPY				
日付	始値	高値	安値	終値	日付	始値	高値	安値	終値	日付	始値	高値	安値	終値
2020/04/17	108.04	108.08	107.31	107.58	2020/04/17	117.35	117.41	116.62	116.92	2020/04/17	134.86	134.97	133.90	134.44
2020/04/16	107.40	108.08	107.17	108.04	2020/04/16	117.16	117.50	116.56	117.35	2020/04/16	134.54	134.97	133.72	134.86
2020/04/15	107.14	107.85	106.93	107.41	2020/04/15	117.66	117.76	116.80	117.17	2020/04/15	135.27	135.34	133.67	134.55
2020/04/14	107.73	107.76	106.98	107.14	2020/04/14	117.51	117.94	117.31	117.65	2020/04/14	134.79	135.50	134.58	135.27
2020/04/13	108.46	108.53	107.50	107.73	2020/04/13	118.68	118.73	117.31	117.51	2020/04/13	135.20	135.25	134.52	134.78

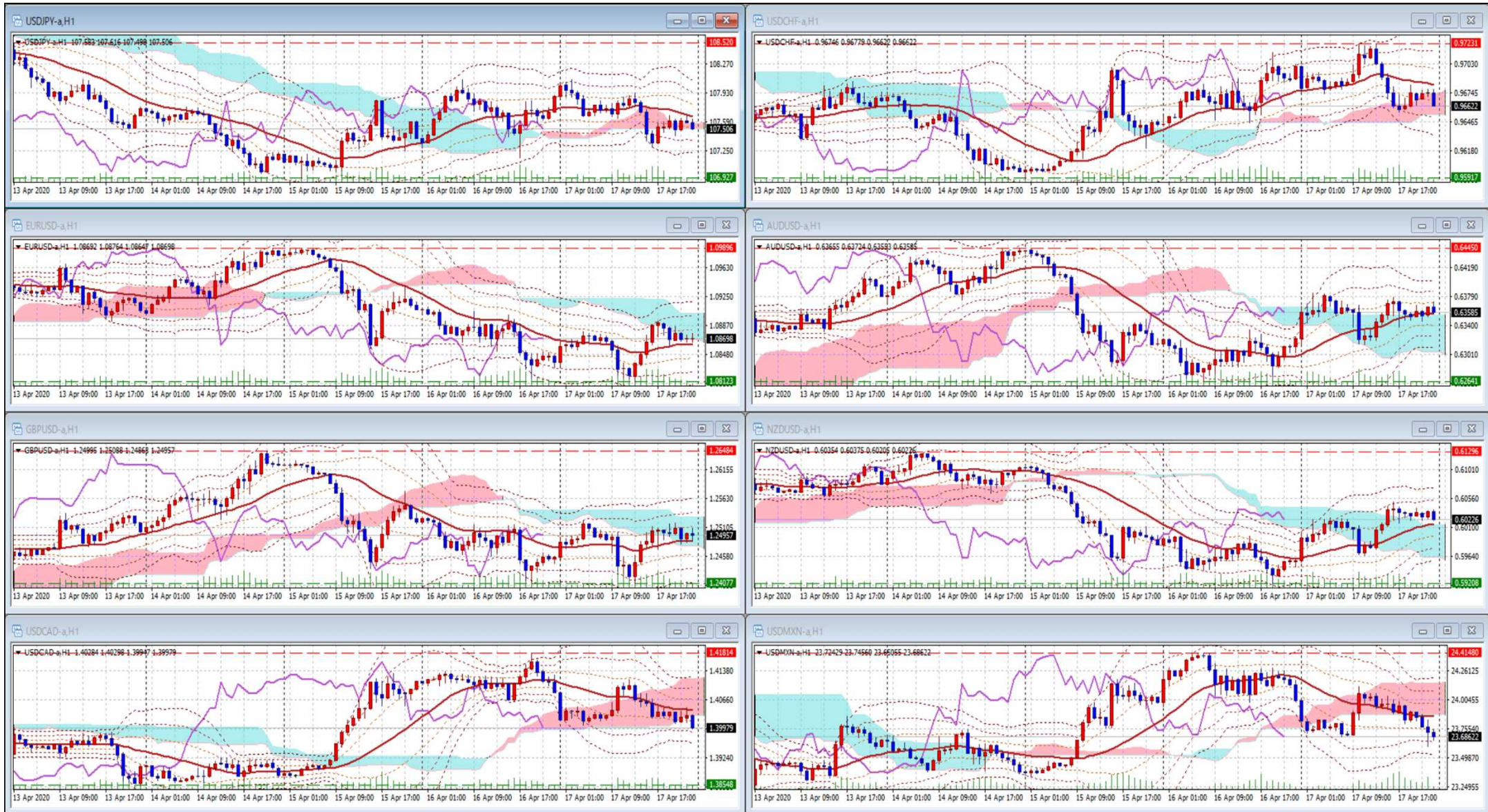
USDJPY Weekly					EURJPY Weekly					GBPJPY Weekly				
日付	始値	高値	安値	終値	日付	始値	高値	安値	終値	日付	始値	高値	安値	終値
2020/04/17	108.46	108.53	106.93	107.58	2020/04/17	118.68	118.73	116.56	116.92	2020/04/17	135.20	135.50	133.67	134.44
2020/04/10	108.46	109.38	108.21	108.41	2020/04/10	117.27	119.04	117.17	118.61	2020/04/10	132.60	135.75	132.60	135.12
2020/04/03	107.75	108.73	106.93	108.42	2020/04/03	119.88	120.01	116.36	117.21	2020/04/03	134.18	134.62	132.50	132.93
2020/03/27	111.08	111.71	107.76	107.97	2020/03/27	118.40	121.16	117.74	120.29	2020/03/27	128.25	134.74	127.37	134.49
2020/03/20	106.41	111.51	105.15	110.77	2020/03/20	118.74	119.69	116.87	118.51	2020/03/20	132.02	132.59	124.14	129.04

先週のIMM取り扱い対ドル8通貨チャート

※ 赤点線は週最高値/青点線は週最低値、BB中心線はSMA21

2020/04/13 ~ 2020/04/17

Chart by OANDA Japan MetaTrader4



Pivot Maker Ver 3.0 by FX_勝てば官軍?

<http://fx.najirane.com>