

JAPANESE YEN - CHICAGO MERCANTILE EXCHANGE

Code-097741

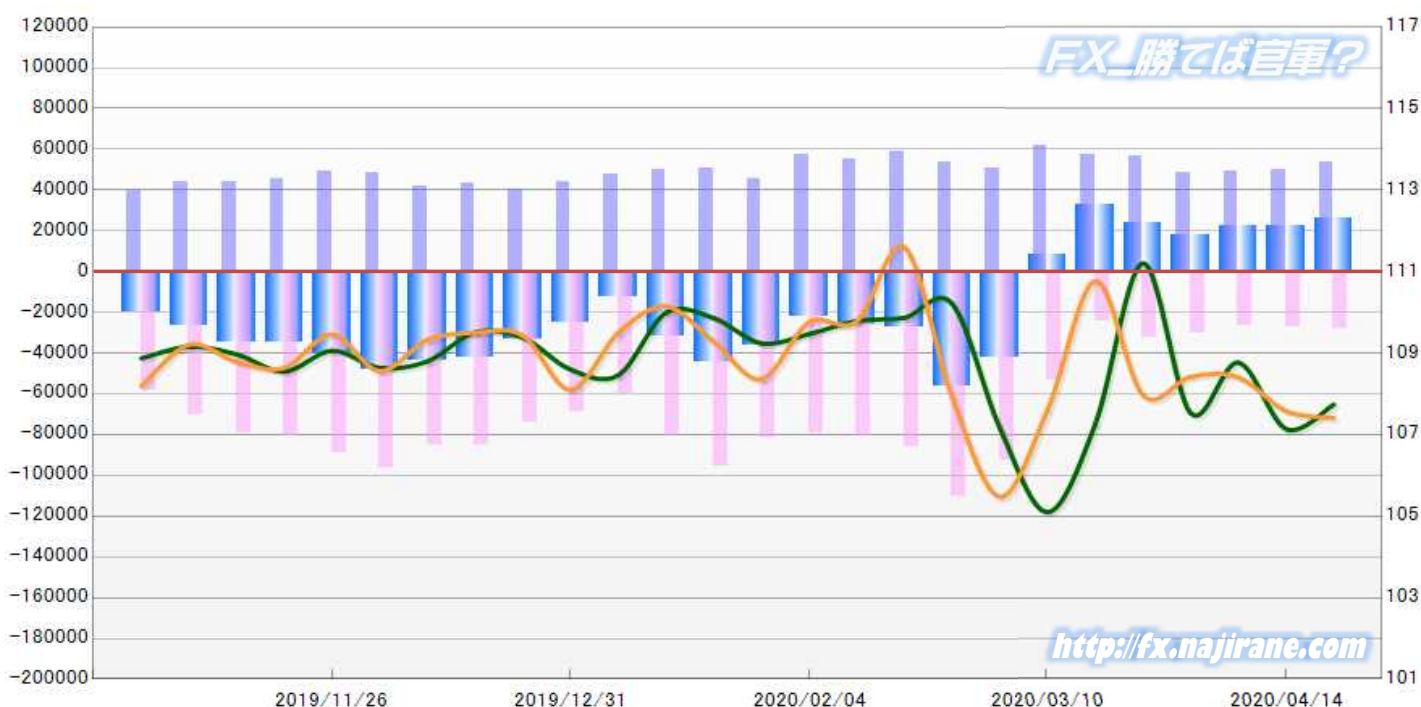
2019/10/29 ~ 2020/04/21

2020/04/24 NYクローズ時公表値

Report_Date	Non Commercial Positions												火曜日 引け値	金曜日 引け値
	Long	増減	増減(%)	Short	増減	増減(%)	売り越し	増減	増減(%)	売買計	増減	増減(%)		
2020/04/21	53730	3867	7.8%	27704	484	1.8%	-26026	3383	14.9%	81434	4351	5.6%	107.74	107.41
2020/04/14	49863	614	1.2%	27220	381	1.4%	-22643	233	1.0%	77083	995	1.3%	107.14	107.58
2020/04/07	49249	805	1.7%	26839	-3323	-11.0%	-22410	4128	22.6%	76088	-2518	-3.2%	108.77	108.41
2020/03/31	48444	-8084	-14.3%	30162	-2503	-7.7%	-18282	-5581	-23.4%	78606	-10587	-11.9%	107.53	108.42
2020/03/24	56528	-758	-1.3%	32665	8314	34.1%	-23863	-9072	-27.5%	89193	7556	9.3%	111.20	107.97
2020/03/17	57286	-4446	-7.2%	24351	-29224	-54.5%	-32935	24778	303.8%	81637	-33670	-29.2%	107.26	110.77
2020/03/10	61732	11134	22.0%	53575	-39347	-42.3%	-8157	-50481	-119.3%	115307	-28213	-19.7%	105.10	107.61
2020/03/03	50598	-3257	-6.0%	92922	-17322	-15.7%	42324	-14065	-24.9%	143520	-20579	-12.5%	107.16	105.48
2020/02/25	53855	-4750	-8.1%	110244	24418	28.5%	56389	29168	107.2%	164099	19668	13.6%	110.21	107.91
2020/02/18	58605	3800	6.9%	85826	4833	6.0%	27221	1033	3.9%	144431	8633	6.4%	109.87	111.60
2020/02/11	54805	-2867	-5.0%	80993	1423	1.8%	26188	4290	19.6%	135798	-1444	-1.1%	109.79	109.78
2020/02/04	57672	11996	26.3%	79570	-2131	-2.6%	21898	-14127	-39.2%	137242	9865	7.7%	109.47	109.76
2020/01/28	45676	-4920	-9.7%	81701	-13596	-14.3%	36025	-8676	-19.4%	127377	-18516	-12.7%	109.24	108.36
2020/01/21	50596	876	1.8%	95297	14147	17.4%	44701	13271	42.2%	145893	15023	11.5%	109.86	109.28
2020/01/14	49720	1874	3.9%	81150	21056	35.0%	31430	19182	156.6%	130870	22930	21.2%	109.99	110.15
2020/01/07	47846	4178	9.6%	60094	-8876	-12.9%	12248	-13054	-51.6%	107940	-4698	-4.2%	108.46	109.50
2019/12/31	43668	3076	7.6%	68970	-5164	-7.0%	25302	-8240	-24.6%	112638	-2088	-1.8%	108.60	108.10
2019/12/24	40592	-2826	-6.5%	74134	-11346	-13.3%	33542	-8520	-20.3%	114726	-14172	-11.0%	109.38	109.43
2019/12/17	43418	1575	3.8%	85480	-45	-0.1%	42062	-1620	-3.7%	128898	1530	1.2%	109.51	109.50
2019/12/10	41843	-6469	-13.4%	85525	-10610	-11.0%	43682	-4141	-8.7%	127368	-17079	-11.8%	108.80	109.33
2019/12/03	48312	-966	-2.0%	96135	7266	8.2%	47823	8232	20.8%	144447	6300	4.6%	108.64	108.56
2019/11/26	49278	3855	8.5%	88869	8415	10.5%	39591	4560	13.0%	138147	12270	9.7%	109.06	109.46
2019/11/19	45423	1459	3.3%	80454	1493	1.9%	35031	34	0.1%	125877	2952	2.4%	108.55	108.64
2019/11/12	43964	-32	-0.1%	78961	8360	11.8%	34997	8392	31.5%	122925	8328	7.3%	108.97	108.79
2019/11/05	43996	4811	12.3%	70601	11718	19.9%	26605	6907	35.1%	114597	16529	16.9%	109.16	109.21
2019/10/29	39185			58883			19698			98068			108.87	108.19

JAPANESE YEN - CHICAGO MERCANTILE EXCHANGE
FUTURES ONLY POSITIONS

— 金曜終値 — 火曜終値 Short枚数 Long枚数 ■ 売り越し or 買い越し枚数



EURO FX - CHICAGO MERCANTILE EXCHANGE

Code-099741

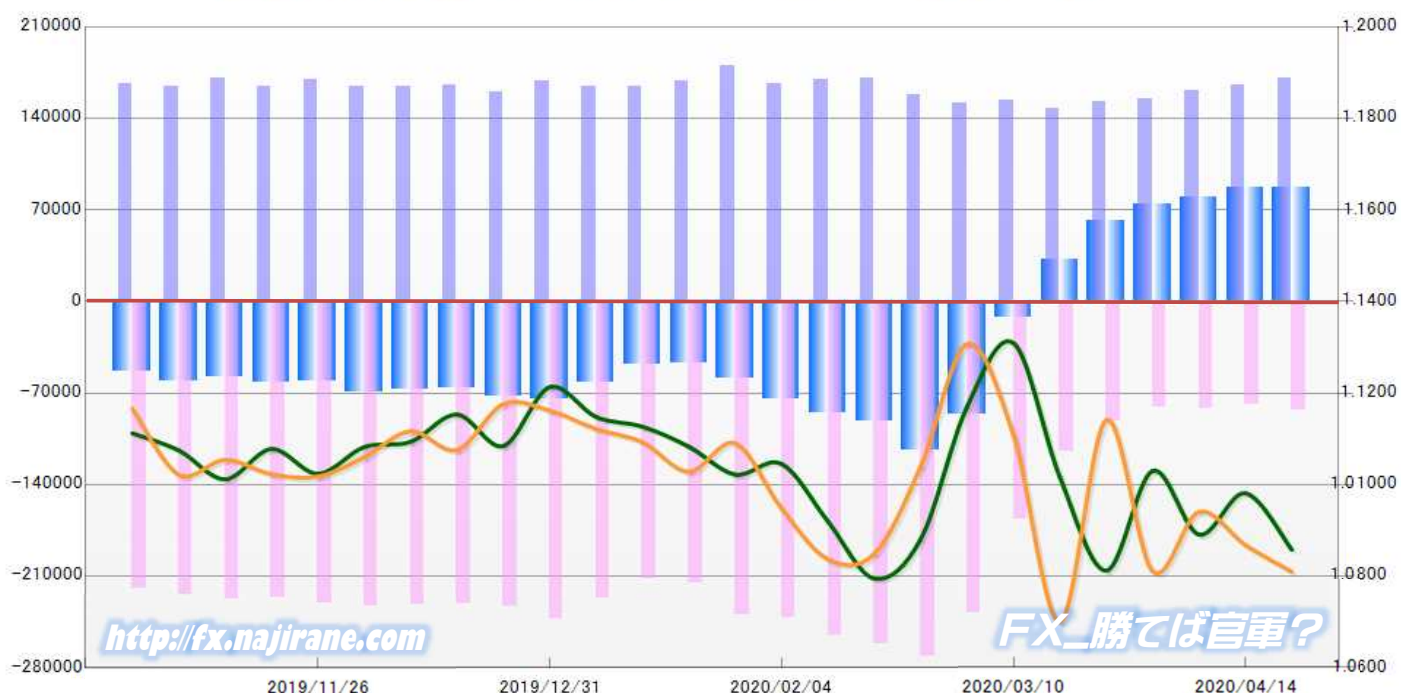
2019/10/29 ~ 2020/04/21

2020/04/24 NYクローズ時公表値

Report_Date	Non Commercial Positions												火曜日 引け値	金曜日 引け値
	Long	増減			Short	増減			売り越し	増減		売買計		
2020/04/21	170378	5300	3.2%	83160	4699	6.0%	-87218	601	0.7%	253538	9999	4.1%	1.0858	1.0810
2020/04/14	165078	3893	2.4%	78461	-3100	-3.8%	-86617	6993	8.8%	243539	793	0.3%	1.0981	1.0868
2020/04/07	161185	6138	4.0%	81561	761	0.9%	-79624	5377	7.2%	242746	6899	2.9%	1.0891	1.0940
2020/03/31	155047	2687	1.8%	80800	-10270	-11.3%	-74247	12957	21.1%	235847	-7583	-3.1%	1.1030	1.0811
2020/03/24	152360	5227	3.6%	91070	-23568	-20.6%	-61290	28795	88.6%	243430	-18341	-7.0%	1.0812	1.1141
2020/03/17	147133	-6687	-4.3%	114638	-51849	-31.1%	-32495	-45162	-356.5%	261771	-58536	####	1.1016	1.0699
2020/03/10	153820	1916	1.3%	166487	-72120	-30.2%	12667	-74036	-85.4%	320307	-70204	####	1.1309	1.1107
2020/03/03	151904	-5683	-3.6%	238607	-33001	-12.2%	86703	-27318	-24.0%	390511	-38684	-9.0%	1.1171	1.1307
2020/02/25	157587	-12999	-7.6%	271608	9515	3.6%	114021	22514	24.6%	429195	-3484	-0.8%	1.0881	1.1040
2020/02/18	170586	1111	0.7%	262093	6949	2.7%	91507	5838	6.8%	432679	8060	1.9%	1.0795	1.0849
2020/02/11	169475	2550	1.5%	255144	13139	5.4%	85669	10589	14.1%	424619	15689	3.8%	1.0919	1.0837
2020/02/04	166925	-13728	-7.6%	242005	2490	1.0%	75080	16218	27.6%	408930	-11238	-2.7%	1.1045	1.0948
2020/01/28	180653	12437	7.4%	239515	24280	11.3%	58862	11843	25.2%	420168	36717	9.6%	1.1022	1.1090
2020/01/21	168216	4335	2.6%	215235	3172	1.5%	47019	-1163	-2.4%	383451	7507	2.0%	1.1083	1.1028
2020/01/14	163881	-932	-0.6%	212063	-14414	-6.4%	48182	-13482	-21.9%	375944	-15346	-3.9%	1.1127	1.1093
2020/01/07	164813	-4039	-2.4%	226477	-16720	-6.9%	61664	-12681	-17.1%	391290	-20759	-5.0%	1.1148	1.1122
2019/12/31	168852	8589	5.4%	243197	9991	4.3%	74345	1402	1.9%	412049	18580	4.7%	1.1213	1.1162
2019/12/24	160263	-5092	-3.1%	233206	2157	0.9%	72943	7249	11.0%	393469	-2935	-0.7%	1.1085	1.1176
2019/12/17	165355	623	0.4%	231049	-1326	-0.6%	65694	-1949	-2.9%	396404	-703	-0.2%	1.1153	1.1076
2019/12/10	164732	340	0.2%	232375	-1066	-0.5%	67643	-1406	-2.0%	397107	-726	-0.2%	1.1093	1.1117
2019/12/03	164392	-5524	-3.3%	233441	2109	0.9%	69049	7633	12.4%	397833	-3415	-0.9%	1.1082	1.1060
2019/11/26	169916	6018	3.7%	231332	4931	2.2%	61416	-1087	-1.7%	401248	10949	2.8%	1.1024	1.1018
2019/11/19	163898	-6352	-3.7%	226401	-1518	-0.7%	62503	4834	8.4%	390299	-7870	-2.0%	1.1078	1.1023
2019/11/12	170250	6067	3.7%	227919	2990	1.3%	57669	-3077	-5.1%	398169	9057	2.3%	1.1012	1.1054
2019/11/05	164183	-2357	-1.4%	224929	5034	2.3%	60746	7391	13.9%	389112	2677	0.7%	1.1075	1.1022
2019/10/29	166540			219895			53355			386435			1.1112	1.1166

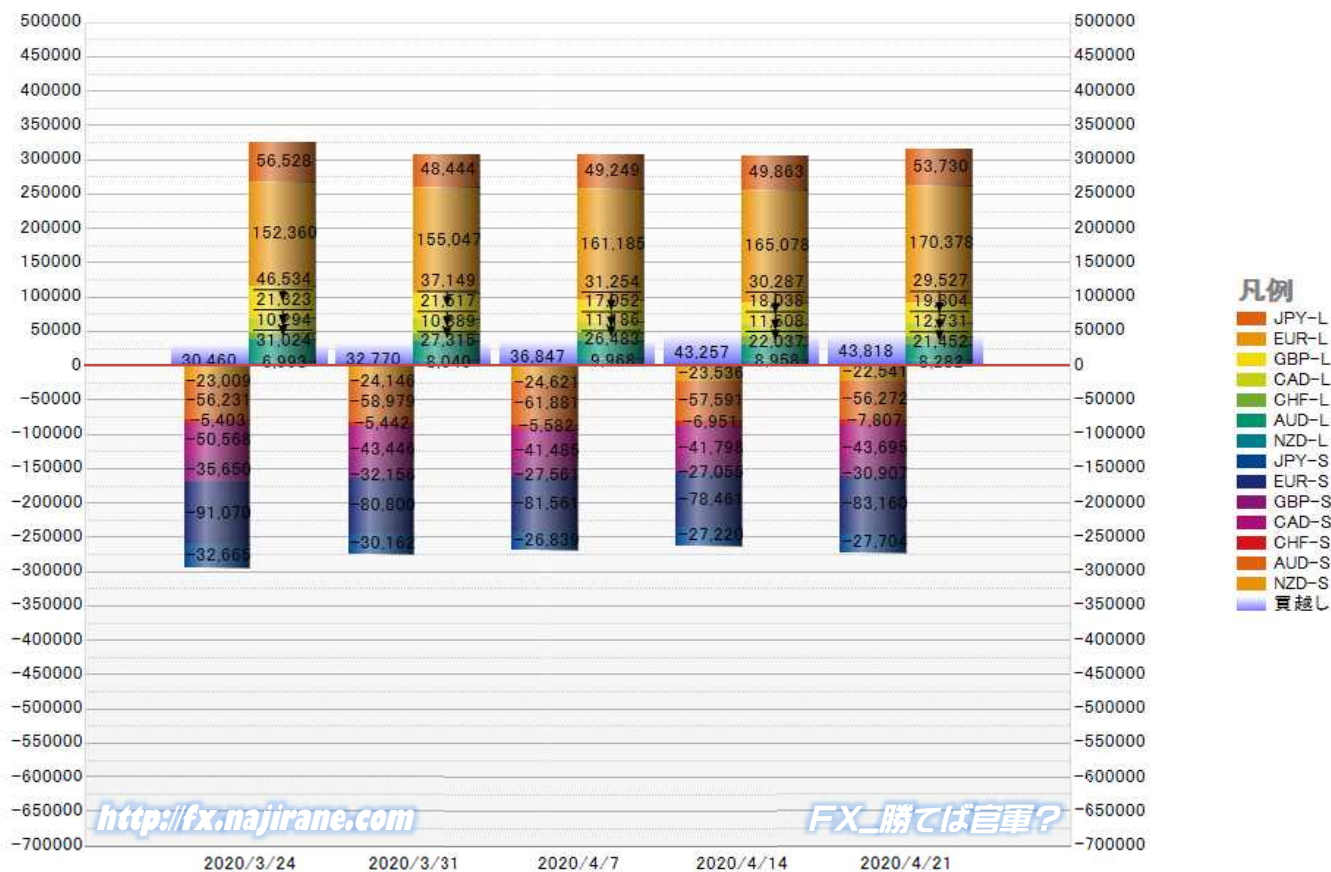
EURO FX - CHICAGO MERCANTILE EXCHANGE
FUTURES ONLY POSITIONS

— 金曜締め最終値 — 火曜締め最終値 — Short枚数 — Long枚数 ■ 売り越し or 買い越し枚数



	2020/03/24			2020/03/31			2020/04/07			2020/04/14			2020/04/21		
	Long	Short	売り越し	Long	Short	売り越し	Long	Short	売り越し	Long	Short	売り越し	Long	Short	売り越し
JPY	56528	32665	-23863	48444	30162	-18282	49249	26839	-22410	49863	27220	-22643	53730	27704	-26026
	前週比 枚数増減 (枚)			-8084	-2503	-5581	805	-3323	4128	614	381	233	3867	484	3383
	前週比 枚数増減 (%)			-14.3%	-7.7%	-23.4%	1.7%	-11.0%	22.6%	1.2%	1.4%	1.0%	7.8%	1.8%	14.9%
EUR	152360	91070	-61290	155047	80800	-74247	161185	81561	-79624	165078	78461	-86617	170378	83160	-87218
	前週比 枚数増減 (枚)			2687	-10270	12957	6138	761	5377	3893	-3100	6993	5300	4699	601
	前週比 枚数増減 (%)			1.8%	-11.3%	21.1%	4.0%	0.9%	7.2%	2.4%	-3.8%	8.8%	3.2%	6.0%	0.7%
GBP	46534	35650	-10884	37149	32156	-4993	31254	27561	-3693	30287	27055	-3232	29527	30907	1380
	前週比 枚数増減 (枚)			-9385	-3494	-5891	-5895	-4595	-1300	-967	-506	-461	-760	3852	4612
	前週比 枚数増減 (%)			-20.2%	-9.8%	-54.1%	-15.9%	-14.3%	-26.0%	-3.1%	-1.8%	-12.5%	-2.5%	14.2%	142.7%
AUD	31024	56231	25207	27315	58979	31664	26483	61881	35398	22037	57591	35554	21452	56272	34820
	前週比 枚数増減 (枚)			-3709	2748	6457	-832	2902	3734	-4446	-4290	156	-585	-1319	-734
	前週比 枚数増減 (%)			-12.0%	4.9%	25.6%	-3.0%	4.9%	11.8%	-16.8%	-6.9%	0.4%	-2.7%	-2.3%	-2.1%
CAD	21323	50568	29245	21517	43446	21929	17052	41485	24433	18038	41798	23760	19804	43695	23891
	前週比 枚数増減 (枚)			194	-7122	-7316	-4465	-1961	2504	986	313	-673	1766	1897	131
	前週比 枚数増減 (%)			0.9%	-14.1%	-25.0%	-20.8%	-4.5%	11.4%	5.8%	0.8%	-2.8%	9.8%	4.5%	0.6%
CHF	10294	5403	-4891	10389	5442	-4947	11186	5582	-5604	11608	6951	-4657	12731	7807	-4924
	前週比 枚数増減 (枚)			95	39	56	797	140	657	422	1369	-947	1123	856	267
	前週比 枚数増減 (%)			0.9%	0.7%	1.1%	7.7%	2.6%	13.3%	3.8%	24.5%	-16.9%	9.7%	12.3%	5.7%
NZD	6993	23009	16016	8040	24146	16106	9968	24621	14653	8958	23536	14578	8282	22541	14259
	前週比 枚数増減 (枚)			1047	1137	90	1928	475	-1453	-1010	-1085	-75	-676	-995	-319
	前週比 枚数増減 (%)			15.0%	4.9%	0.6%	24.0%	2.0%	-9.0%	-10.1%	-4.4%	-0.5%	-7.5%	-4.2%	-2.2%
MXN	40783	18804	-21979	28435	20770	-7665	26766	21010	-5756	29926	26593	-3333	25851	24611	-1240
	前週比 枚数増減 (枚)			-12348	1966	-14314	-1669	240	-1909	3160	5583	-2423	-4075	-1982	-2093
	前週比 枚数増減 (%)			-30.3%	10.5%	-65.1%	-5.9%	1.2%	-24.9%	11.8%	26.6%	-42.1%	-13.6%	-7.5%	-62.8%
Total All 8	365839	313400	-52439	336336	295901	-40435	333143	290540	-42603	335795	289205	-46590	341755	296697	-45058
	前週比 枚数増減 (枚)			-29503	-17499	-12004	-3193	-5361	2168	2652	-1335	3987	5960	7492	-1532
	前週比 枚数増減 (%)			-8.1%	-5.6%	-22.9%	-0.9%	-1.8%	5.4%	0.8%	-0.5%	9.4%	1.8%	2.6%	-3.3%
Total 7 (MXN除く)	325056	294596	-30460	307901	275131	-32770	306377	269530	-36847	305869	262612	-43257	315904	272086	-43818
	前週比 枚数増減 (枚)			-17155	-19465	2310	-1524	-5601	4077	-508	-6918	6410	10035	9474	561
	前週比 枚数増減 (%)			-5.3%	-6.6%	7.6%	-0.5%	-2.0%	12.4%	-0.2%	-2.6%	17.4%	3.3%	3.6%	1.3%

直近5週 CFTC IMM主要7通貨の構成

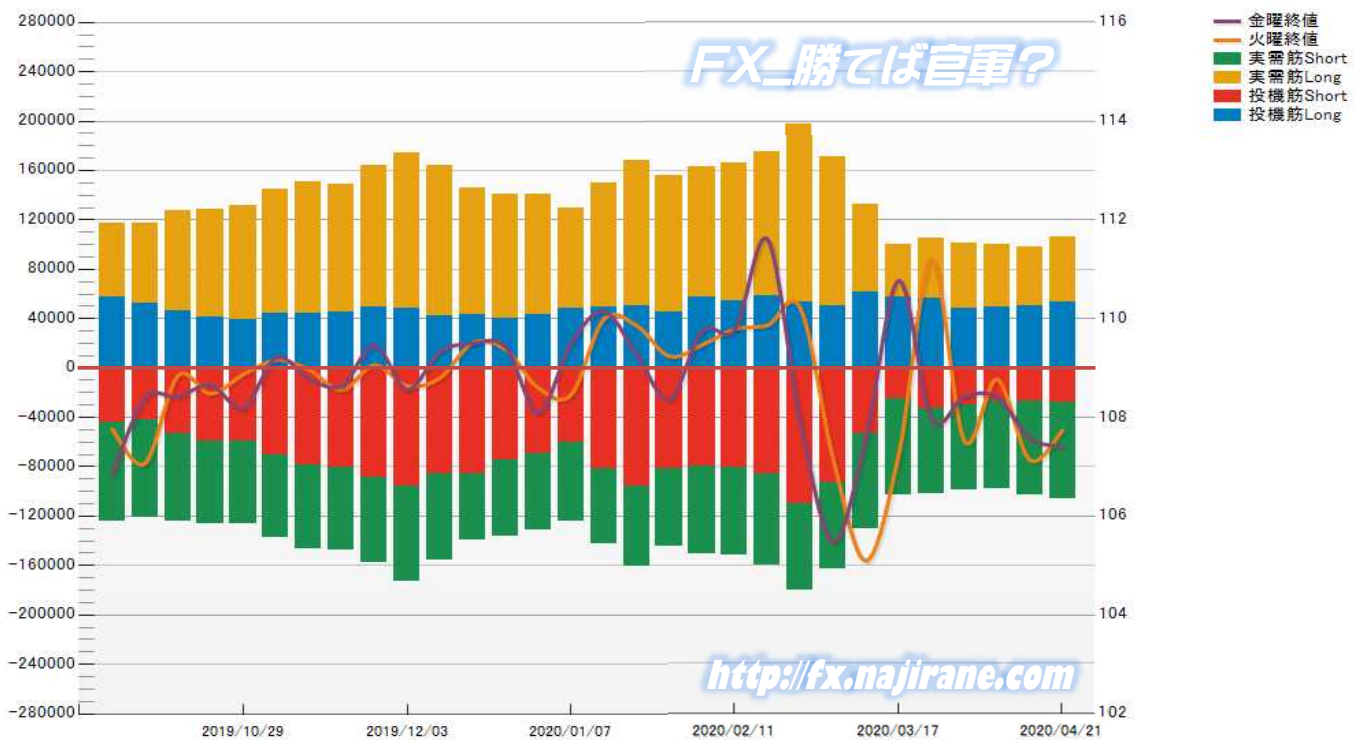


**JAPANESE YEN - CHICAGO MERCANTILE EXCHANGE
FUTURES ONLY POSITIONS**

Code-097741
2020/04/24 公表値

Date	投機筋集計				実需筋集計				投機筋+実需筋合計				ドル円終値	
	円買い	円売り	売り越し	売買計	円買い	円売り	売り越し	売買計	円買い	円売り	売り越し	売買計	火曜締め	金曜締め
2020/04/21	53730	27704	-26026	81434	52383	78188	25805	130571	106113	105892	-221	212005	107.74	107.41
2020/04/14	49863	27220	-22643	77083	48656	75435	26779	124091	98519	102655	4136	201174	107.14	107.58
2020/04/07	49249	26839	-22410	76088	51300	70904	19604	122204	100549	97743	-2806	198292	108.77	108.41
2020/03/31	48444	30162	-18282	78606	53154	68221	15067	121375	101598	98383	-3215	199981	107.53	108.42
2020/03/24	56528	32665	-23863	89193	48777	69252	20475	118029	105305	101917	-3388	207222	111.20	107.97
2020/03/17	57286	24351	-32935	81637	42873	78049	35176	120922	100159	102400	2241	202559	107.26	110.77
2020/03/10	61732	53575	-8157	115307	70545	76931	6386	147476	132277	130506	-1771	262783	105.10	107.61
2020/03/03	50598	92922	42324	143520	120130	70043	-50087	190173	170728	162965	-7763	333693	107.16	105.48
2020/02/25	53855	110244	56389	164099	144064	69816	-74248	213880	197919	180060	-17859	377979	110.21	107.91
2020/02/18	58605	85826	27221	144431	116686	73909	-42777	190595	175291	159735	-15556	335026	109.87	111.60
2020/02/11	54805	80993	26188	135798	111167	70770	-40397	181937	165972	151763	-14209	317735	109.79	109.78
2020/02/04	57672	79570	21898	137242	105438	71114	-34324	176552	163110	150684	-12426	313794	109.47	109.76
2020/01/28	45676	81701	36025	127377	110412	63226	-47186	173638	156088	144927	-11161	301015	109.24	108.36
2020/01/21	50596	95297	44701	145893	117694	65587	-52107	183281	168290	160884	-7406	329174	109.86	109.28
2020/01/14	49720	81150	31430	130870	100226	61710	-38516	161936	149946	142860	-7086	292806	109.99	110.15
2020/01/07	47846	60094	12248	107940	82055	64595	-17460	146650	129901	124689	-5212	254590	108.46	109.50
2019/12/31	43668	68970	25302	112638	97526	62360	-35166	159886	141194	131330	-9864	272524	108.60	108.10
2019/12/24	40592	74134	33542	114726	99923	61911	-38012	161834	140515	136045	-4470	276560	109.38	109.43
2019/12/17	43418	85480	42062	128898	102748	54004	-48744	156752	146166	139484	-6682	285650	109.51	109.50
2019/12/10	41843	85525	43682	127368	122108	70477	-51631	192585	163951	156002	-7949	319953	108.80	109.33
2019/12/03	48312	96135	47823	144447	126334	76981	-49353	203315	174646	173116	-1530	347762	108.64	108.56
2019/11/26	49278	88869	39591	138147	115116	68413	-46703	183529	164394	157282	-7112	321676	109.06	109.46
2019/11/19	45423	80454	35031	125877	102992	67501	-35491	170493	148415	147955	-460	296370	108.55	108.64
2019/11/12	43964	78961	34997	122925	106504	67386	-39118	173890	150468	146347	-4121	296815	108.97	108.79
2019/11/05	43996	70601	26605	114597	101217	66522	-34695	167739	145213	137123	-8090	282336	109.16	109.21
2019/10/29	39185	58883	19698	98068	92543	67446	-25097	159989	131728	126329	-5399	258057	108.87	108.19
2019/10/22	41556	59721	18165	101277	87258	66682	-20576	153940	128814	126403	-2411	255217	108.48	108.66
2019/10/15	46416	53057	6641	99473	81307	71535	-9772	152842	127723	124592	-3131	252315	108.84	108.42
2019/10/08	52803	41791	-11012	94594	64209	79599	15390	143808	117012	121390	4378	238402	107.07	108.39
2019/10/01	57893	43976	-13917	101869	59504	80137	20633	139641	117397	124113	6716	241510	107.76	106.85

**JAPANESE YEN - CHICAGO MERCANTILE EXCHANGE
FUTURES ONLY POSITIONS Code-097741**

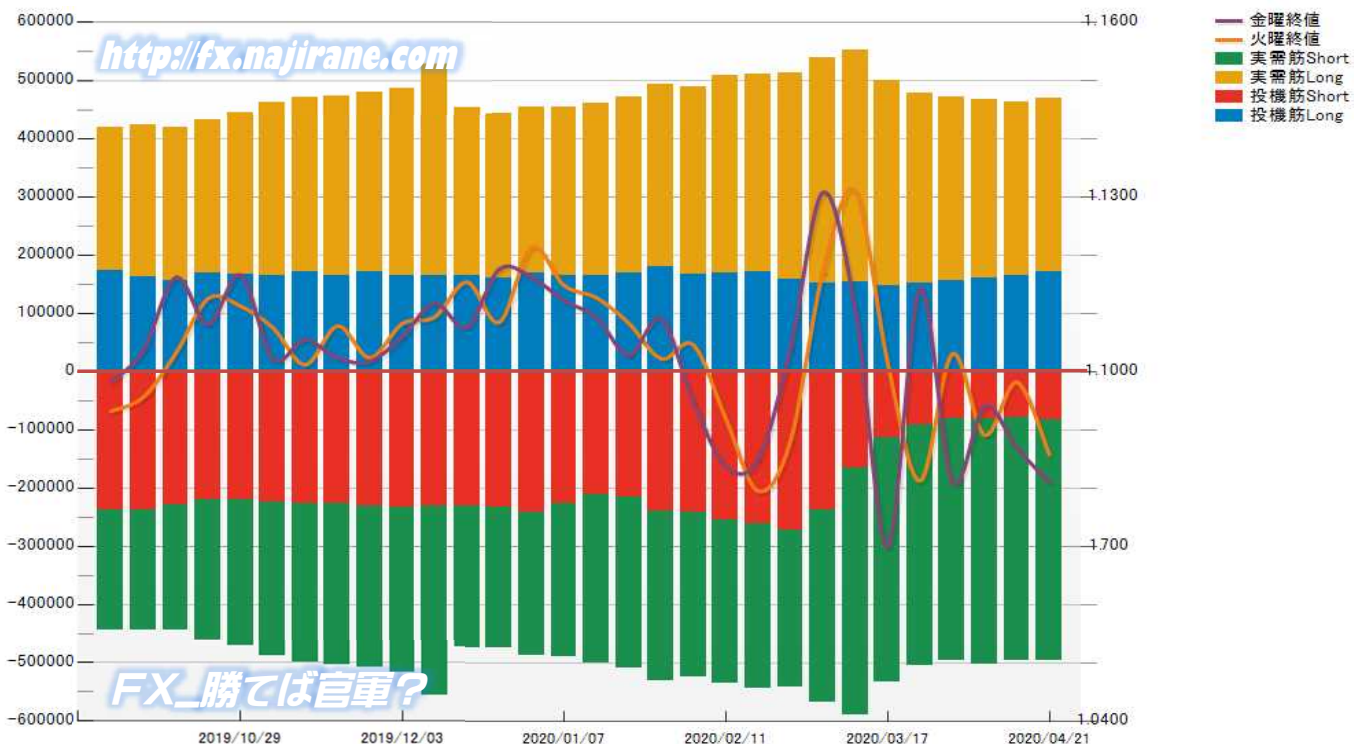


EURO FX - CHICAGO MERCANTILE EXCHANGE
FUTURES ONLY POSITIONS

Code-099741
2020/04/24 公表値

Date	投機筋集計				実需筋集計				投機筋+実需筋合計				ユーロドル終値	
	EUR買い	EUR売り	売り越し	売買計	EUR買い	EUR売り	売り越し	売買計	EUR買い	EUR売り	売り越し	売買計	火曜締め	金曜締め
2020/04/21	170378	83160	-87218	253538	297719	413092	115373	710811	468097	496252	28155	964349	1.0858	1.0810
2020/04/14	165078	78461	-86617	243539	296805	417530	120725	714335	461883	495991	34108	957874	1.0981	1.0868
2020/04/07	161185	81561	-79624	242746	304521	422120	117599	726641	465706	503681	37975	969387	1.0891	1.0940
2020/03/31	155047	80800	-74247	235847	315522	415776	100254	731298	470569	496576	26007	967145	1.1030	1.0811
2020/03/24	152360	91070	-61290	243430	326218	414867	88649	741085	478578	505937	27359	984515	1.0812	1.1141
2020/03/17	147133	114638	-32495	261771	352847	419664	66817	772511	499980	534302	34322	1034282	1.1016	1.0699
2020/03/10	153820	166487	12667	320307	397574	424702	27128	822276	551394	591189	39795	1142583	1.1309	1.1107
2020/03/03	151904	238607	86703	390511	385539	329833	-55706	715372	537443	568440	30997	1105883	1.1171	1.1307
2020/02/25	157587	271608	114021	429195	355329	270784	-84545	626113	512916	542392	29476	1055308	1.0881	1.1040
2020/02/18	170586	262093	91507	432679	340245	282010	-58235	622255	510831	544103	33272	1054934	1.0795	1.0849
2020/02/11	169475	255144	85669	424619	338132	281706	-56426	619838	507607	536850	29243	1044457	1.0919	1.0837
2020/02/04	166925	242005	75080	408930	321548	283559	-37989	605107	488473	525564	37091	1014037	1.1045	1.0948
2020/01/28	180653	239515	58862	420168	311346	291195	-20151	602541	491999	530710	38711	1022709	1.1022	1.1090
2020/01/21	168216	215235	47019	383451	302385	295283	-7102	597668	470601	510518	39917	981119	1.1083	1.1028
2020/01/14	163881	212063	48182	375944	297419	288854	-8565	586273	461300	500917	39617	962217	1.1127	1.1093
2020/01/07	164813	226477	61664	391290	288408	263100	-25308	551508	453221	489577	36356	942798	1.1148	1.1122
2019/12/31	168852	243197	74345	412049	285490	245540	-39950	531030	454342	488737	34395	943079	1.1213	1.1162
2019/12/24	160263	233206	72943	393469	282401	241064	-41337	523465	442664	474270	31606	916934	1.1085	1.1176
2019/12/17	165355	231049	65694	396404	288313	244275	-44038	532588	453668	475324	21656	928992	1.1153	1.1076
2019/12/10	164732	232375	67643	397107	363680	325511	-38169	689191	528412	557886	29474	1086298	1.1093	1.1117
2019/12/03	164392	233441	69049	397833	321158	285706	-35452	606864	485550	519147	33597	1004697	1.1082	1.1060
2019/11/26	169916	231332	61416	401248	308994	277623	-31371	586617	478910	508955	30045	987865	1.1024	1.1018
2019/11/19	163898	226401	62503	390299	310291	278082	-32209	588373	474189	504483	30294	978672	1.1078	1.1023
2019/11/12	170250	227919	57669	398169	300579	273909	-26670	574488	470829	501828	30999	972657	1.1012	1.1054
2019/11/05	164183	224929	60746	389112	297733	265666	-32067	563399	461916	490595	28679	952511	1.1075	1.1022
2019/10/29	166540	219895	53355	386435	277771	251937	-25834	529708	444311	471832	27521	916143	1.1112	1.1166
2019/10/22	168653	219703	51050	388356	264350	242340	-22010	506690	433003	462043	29040	895046	1.1125	1.1081
2019/10/15	154973	230127	75154	385100	263082	214307	-48775	477389	418055	444434	26379	862489	1.1031	1.1161
2019/10/08	162777	238190	75413	400967	260777	206186	-54591	466963	423554	444376	20822	867930	1.0956	1.1036
2019/10/01	172258	238236	65978	410494	247476	206802	-40674	454278	419734	445038	25304	864772	1.0932	1.0981

EURO FX - CHICAGO MERCANTILE EXCHANGE
FUTURES ONLY POSITIONS Code-099741



CME Daily Volume

FX_勝てば官軍?

<http://fx.najirane.com>

AUS Dollar		MONTHLY OPTIONS	FUTURE	WEEKLY FRIDAY OPTIONS					参考レート	
Date				WK 1	WK 2	WK 3	WK 4	WK 5	Open	Close
2020/4/23 (木)	1672	---	67		11	517		0.6322	0.6373	
2020/4/22 (水)	1315	---	55			539		0.6286	0.6322	
2020/4/21 (火)	1488	---	392		4	297		0.6332	0.6286	
2020/4/20 (月)	661	---	56		18	124		0.6366	0.6332	
2020/4/17 (金)	4845	---	136		138	304		0.6358	0.6364	
2020/4/16 (木)	6116	---			153	95		0.6322	0.6359	
2020/4/15 (水)	4616	---	11		467	19		0.6442	0.6322	
2020/4/14 (火)	8023	---	4		751	119		0.6382	0.6442	
2020/4/13 (月)	2161	---			643	70		0.6352	0.6383	
2020/4/9 (木)	3703	---	77	185	897	155		0.6234	0.6333	

CAN Dollar		MONTHLY OPTIONS	FUTURE	WEEKLY FRIDAY OPTIONS					参考レート	
Date				WK 1	WK 2	WK 3	WK 4	WK 5	Open	Close
2020/4/23 (木)	---	---	673	0	21	1216	0	0.7059	0.7102	
2020/4/22 (水)	---	---	109	0	38	842	0	0.7043	0.7059	
2020/4/21 (火)	---	---	54	0	58	129	0	0.7076	0.7045	
2020/4/20 (月)	---	---	51	0	2	1180	0	0.7133	0.7076	
2020/4/17 (金)	---	---	2	0	350	719	0	0.7134	0.7128	
2020/4/16 (木)	---	---	56	0	324	393	0	0.7088	0.7133	
2020/4/15 (水)	---	---	119	0	379	285	0	0.7202	0.7089	
2020/4/14 (火)	---	---	200	0	501	454	0	0.7191	0.7202	
2020/4/13 (月)	---	---	219	0	106	3	0	0.7176	0.7191	
2020/4/9 (木)	---	---	131	72	601	291	0	0.7131	0.7155	

SWISS FRANC		MONTHLY OPTIONS	FUTURE	WEEKLY FRIDAY OPTIONS					参考レート	
Date				WK 1	WK 2	WK 3	WK 4	WK 5	Open	Close
2020/4/23 (木)	20412	---	---	---	---	---	---	1.0289	1.0248	
2020/4/22 (水)	12373	---	---	---	---	---	---	1.0314	1.0287	
2020/4/21 (火)	16310	---	---	---	---	---	---	1.0335	1.0314	
2020/4/20 (月)	13721	---	---	---	---	---	---	1.0342	1.0336	
2020/4/17 (金)	18463	---	---	---	---	---	---	1.0320	1.0334	
2020/4/16 (木)	18226	---	---	---	---	---	---	1.0362	1.0324	
2020/4/15 (水)	18307	---	---	---	---	---	---	1.0413	1.0362	
2020/4/14 (火)	19351	---	---	---	---	---	---	1.0333	1.0412	
2020/4/13 (月)	10014	---	---	---	---	---	---	1.0359	1.0333	
2020/4/9 (木)	18208	---	---	---	---	---	---	1.0291	1.0349	

EU EURO		MONTHLY OPTIONS	FUTURE	WEEKLY FRIDAY OPTIONS					参考レート	
Date				WK 1	WK 2	WK 3	WK 4	WK 5	Open	Close
2020/4/23 (木)	14409	---	2107		161	1690		1.0823	1.0780	
2020/4/22 (水)	7739	---	149		65	1362		1.0858	1.0823	
2020/4/21 (火)	8947	---	202		14	265		1.0869	1.0858	
2020/4/20 (月)	6015	---	13		4	603		1.0874	1.0870	
2020/4/17 (金)	4242	---	256		1159	1971		1.0861	1.0868	
2020/4/16 (木)	9874	---	325		974	720		1.0909	1.0861	
2020/4/15 (水)	10136	---	41		1716	296		1.0982	1.0909	
2020/4/14 (火)	8616	---	235		977	193		1.0908	1.0981	
2020/4/13 (月)	4749	---	20		1056	428		1.0943	1.0908	
2020/4/9 (木)	11214	---	139	624	2483	357		1.0857	1.0929	

GB POUND		MONTHLY OPTIONS	FUTURE	WEEKLY FRIDAY OPTIONS					参考レート	
Date				WK 1	WK 2	WK 3	WK 4	WK 5	Open	Close
2020/4/23 (木)	72077	---	14		91	173		1.2327	1.2347	
2020/4/22 (水)	63006	---	16			763		1.2297	1.2327	
2020/4/21 (火)	82501	---	3		1	540		1.2442	1.2297	
2020/4/20 (月)	46709	---	1			557		1.2502	1.2442	
2020/4/17 (金)	59825	---	83		31	84		1.2483	1.2497	
2020/4/16 (木)	57893	---	1		262	19		1.2528	1.2483	
2020/4/15 (水)	71154	---	200		668	15		1.2626	1.2528	
2020/4/14 (火)	64776	---	400		162	9		1.2512	1.2626	
2020/4/13 (月)	33350	---			3	2		1.2466	1.2511	
2020/4/9 (木)	62617	---	1	28	61	7		1.2396	1.2450	

JP YEN		MONTHLY OPTIONS	FUTURE	WEEKLY FRIDAY OPTIONS					参考レート	
Date				WK 1	WK 2	WK 3	WK 4	WK 5	Open	Close
2020/4/23 (木)	---	86254	537	0	20	571	0	107.75	107.61	
2020/4/22 (水)	---	53914	90	0	0	215	0	107.77	107.75	
2020/4/21 (火)	---	76887	2	0	5	1240	0	107.64	107.74	
2020/4/20 (月)	---	54288	4	0	53	322	0	107.57	107.64	
2020/4/17 (金)	---	76758	81	0	364	1903	0	108.04	107.58	
2020/4/16 (木)	---	77465	261	0	156	647	0	107.40	108.04	
2020/4/15 (水)	---	79759	15	0	585	539	0	107.14	107.41	
2020/4/14 (火)	---	64773	0	0	512	1933	0	107.73	107.14	
2020/4/13 (月)	---	58014	234	0	265	63	0	108.46	107.73	
2020/4/9 (木)	---	73437	22	25	1843	22	0	108.84	108.49	

MEX PESO		MONTHLY OPTIONS	FUTURE	WEEKLY FRIDAY OPTIONS					参考レート	
Date				WK 1	WK 2	WK 3	WK 4	WK 5	Open	Close
2020/4/23 (木)	0	33128	---	---	---	---	---	4.0836	4.0366	
2020/4/22 (水)	0	33589	---	---	---	---	---	4.0973	4.0836	
2020/4/21 (火)	1	52535	---	---	---	---	---	4.1549	4.0973	
2020/4/20 (月)	76	32487	---	---	---	---	---	4.1846	4.1517	
2020/4/17 (金)	1	44971	---	---	---	---	---	4.1937	4.2113	
2020/4/16 (木)	0	36141	---	---	---	---	---	4.1282	4.1818	
2020/4/15 (水)	5	41693	---	---	---	---	---	4.2748	4.1282	
2020/4/14 (火)	2	33602	---	---	---	---	---	4.2232	4.2748	
2020/4/13 (月)	0	28788	---	---	---	---	---	4.2895	4.2232	
2020/4/9 (木)	0	51949	---	---	---	---	---	4.1656	4.2430	

NZ DOLLAR		MONTHLY OPTIONS	FUTURE	WEEKLY FRIDAY OPTIONS					参考レート	
Date				WK 1	WK 2	WK 3	WK 4	WK 5	Open	Close
2020/4/23 (木)	0	26609	---	---	---	---	---	0.5954	0.6011	
2020/4/22 (水)	0	24801	---	---	---	---	---	0.5964	0.5953	
2020/4/21 (火)	0	27454	---	---	---	---	---	0.6034	0.5964	
2020/4/20 (月)	0	23735	---	---	---	---	---	0.6039	0.6034	
2020/4/17 (金)	0	24509	---	---	---	---	---	0.5998	0.6036	
2020/4/16 (木)	0	24069	---	---	---	---	---	0.5996	0.5999	
2020/4/15 (水)	0	23515	---	---	---	---	---	0.6108	0.5996	
2020/4/14 (火)	0	19232	---	---	---	---	---	0.6091	0.6108	
2020/4/13 (月)	0	9646	---	---	---	---	---	0.6087	0.6091	
2020/4/9 (木)	0	16888	---	---	---	---	---	0.6008	0.6076	

IMM扱い8通貨/ダウ/日経/金/オイル/主要クロス円の過去5日及び過去5週の4本値

AUDUSD					CADUSD					CHFUSD				
Date	Open	High	Low	Close	Date	Open	High	Low	Close	Date	Open	High	Low	Close
2020/04/24	0.6373	0.6390	0.6338	0.6388	2020/04/24	0.7102	0.7131	0.7082	0.7095	2020/04/24	1.0246	1.0280	1.0202	1.0264
2020/04/23	0.6322	0.6405	0.6283	0.6373	2020/04/23	0.7059	0.7142	0.7043	0.7102	2020/04/23	1.0289	1.0303	1.0233	1.0248
2020/04/22	0.6286	0.6351	0.6277	0.6322	2020/04/22	0.7043	0.7084	0.7024	0.7059	2020/04/22	1.0314	1.0343	1.0276	1.0287
2020/04/21	0.6332	0.6347	0.6254	0.6286	2020/04/21	0.7076	0.7085	0.7010	0.7045	2020/04/21	1.0335	1.0341	1.0280	1.0314
2020/04/20	0.6366	0.6397	0.6331	0.6332	2020/04/20	0.7133	0.7133	0.7066	0.7076	2020/04/20	1.0342	1.0356	1.0309	1.0336

CNYUSD					EURUSD					GBPUSD				
Date	Open	High	Low	Close	Date	Open	High	Low	Close	Date	Open	High	Low	Close
2020/04/24	0.1410	0.1411	0.1409	0.1410	2020/04/24	1.0778	1.0819	1.0727	1.0810	2020/04/24	1.2347	1.2377	1.2299	1.2365
2020/04/23	0.1408	0.1412	0.1408	0.1410	2020/04/23	1.0823	1.0845	1.0756	1.0780	2020/04/23	1.2327	1.2413	1.2308	1.2347
2020/04/22	0.1408	0.1410	0.1407	0.1409	2020/04/22	1.0858	1.0885	1.0803	1.0823	2020/04/22	1.2297	1.2386	1.2275	1.2327
2020/04/21	0.1412	0.1412	0.1407	0.1408	2020/04/21	1.0869	1.0880	1.0817	1.0858	2020/04/21	1.2442	1.2444	1.2248	1.2297
2020/04/20	0.1412	0.1413	0.1411	0.1413	2020/04/20	1.0874	1.0897	1.0842	1.0870	2020/04/20	1.2502	1.2502	1.2417	1.2442

JPYUSD					MXNUSD					NZDUSD				
Date	Open	High	Low	Close	Date	Open	High	Low	Close	Date	Open	High	Low	Close
2020/04/24	0.9297	0.9313	0.9280	0.9311	2020/04/24	4.0366	4.0634	3.9586	3.9919	2020/04/24	0.6011	0.6014	0.5976	0.6010
2020/04/23	0.9281	0.9316	0.9256	0.9293	2020/04/23	4.0836	4.1086	4.0274	4.0366	2020/04/23	0.5954	0.6042	0.5911	0.6011
2020/04/22	0.9279	0.9301	0.9265	0.9281	2020/04/22	4.0973	4.1287	4.0521	4.0836	2020/04/22	0.5964	0.6004	0.5940	0.5953
2020/04/21	0.9290	0.9320	0.9268	0.9282	2020/04/21	4.1549	4.1687	4.0786	4.0973	2020/04/21	0.6034	0.6045	0.5934	0.5964
2020/04/20	0.9296	0.9302	0.9264	0.9290	2020/04/20	4.1846	4.1904	4.1300	4.1517	2020/04/20	0.6039	0.6092	0.6009	0.6034

Nikkei 225 -Japan (NIX)					出来高	
Date	Open	High	Low	Close	(ドル建て終値)	出来高
2020/04/24	19331.86	19352.24	19175.91	19262.00	179.34	0
2020/04/23	19313.04	19429.44	19221.54	19429.44	180.56	725803300
2020/04/22	19109.18	19137.95	18858.25	19137.95	177.62	764031100
2020/04/21	19479.83	19529.06	19193.22	19280.78	178.96	794355500
2020/04/20	19689.85	19781.68	19615.06	19669.12	182.73	650056800
週4本値	19689.85	19781.68	18858.25	19262.00	179.34	1063328300

XAUUSD				
Date	Open	High	Low	Close
2020/04/24	1730.53	1736.50	1710.79	1728.03
2020/04/23	1713.94	1738.74	1707.90	1730.33
2020/04/22	1688.49	1718.93	1680.59	1714.12
2020/04/21	1696.48	1697.95	1660.86	1686.10
2020/04/20	1682.59	1702.98	1672.12	1696.05
週4本値	1682.59	1738.74	1660.86	1728.03

Dow Jones Industrial - USA (DJIA)					出来高
Date	Open	High	Low	Close	
2020/04/24	23628.24	23826.00	23417.68	23775.27	0
2020/04/23	23543.09	23885.36	23483.35	23515.26	95274852
2020/04/22	23437.34	23613.10	23339.60	23475.82	93946764
2020/04/21	23365.25	23365.25	22941.88	23018.88	126718330
2020/04/20	24095.10	24108.69	23627.19	23650.44	109159831
週4本値	24095.10	24108.69	22941.88	23775.27	

Historical Data by

 Arrangement by


Crude Light Oil					出来高
Date	Open	High	Low	Close	
2020/04/24	16.78	17.97	15.64	16.94	1332674
2020/04/23	14.20	18.26	13.35	16.50	1609438
2020/04/22	13.12	16.19	10.26	13.78	2485611
2020/04/21	21.32	22.58	6.50	11.57	4137911
2020/04/20	24.76	24.92	20.19	20.43	2391120
週4本値	24.76	24.92	6.50	16.94	

USDJPY					EURJPY					GBPJPY				
日付	始値	高値	安値	終値	日付	始値	高値	安値	終値	日付	始値	高値	安値	終値
2020/04/24	107.57	107.76	107.38	107.41	2020/04/24	115.94	116.30	115.55	116.10	2020/04/24	132.81	133.15	132.40	132.80
2020/04/23	107.75	108.04	107.35	107.61	2020/04/23	116.61	116.84	115.65	115.99	2020/04/23	132.81	133.68	132.40	132.86
2020/04/22	107.77	107.94	107.52	107.75	2020/04/22	117.01	117.22	116.44	116.61	2020/04/22	132.53	133.30	132.06	132.81
2020/04/21	107.64	107.89	107.29	107.74	2020/04/21	116.98	117.16	116.22	116.98	2020/04/21	133.90	134.07	131.91	132.49
2020/04/20	107.57	107.95	107.50	107.64	2020/04/20	116.98	117.29	116.84	116.99	2020/04/20	134.49	134.72	133.79	133.92

USDJPY Weekly					EURJPY Weekly					GBPJPY Weekly				
日付	始値	高値	安値	終値	日付	始値	高値	安値	終値	日付	始値	高値	安値	終値
2020/04/24	107.57	108.04	107.29	107.41	2020/04/24	116.98	117.29	115.55	116.10	2020/04/24	134.49	134.72	131.91	132.80
2020/04/17	108.46	108.53	106.93	107.58	2020/04/17	118.68	118.73	116.56	116.92	2020/04/17	135.20	135.50	133.67	134.44
2020/04/10	108.46	109.38	108.21	108.41	2020/04/10	117.27	119.04	117.17	118.61	2020/04/10	132.60	135.75	132.60	135.12
2020/04/03	107.75	108.73	106.93	108.42	2020/04/03	119.88	120.01	116.36	117.21	2020/04/03	134.18	134.62	132.50	132.93
2020/03/27	111.08	111.71	107.76	107.97	2020/03/27	118.40	121.16	117.74	120.29	2020/03/27	128.25	134.74	127.37	134.49

先週のIMM取り扱い対ドル8通貨チャート

※ 赤線は週最高値/青線は週最低値、BB中心線はSMA21

2020/04/20 ~ 2020/04/24

Chart by OANDA Japan MetaTrader4



Pivot Maker Ver 3.0 by FX_勝てば官軍?

<http://fx.najirane.com>