

JAPANESE YEN - CHICAGO MERCANTILE EXCHANGE

Code-097741

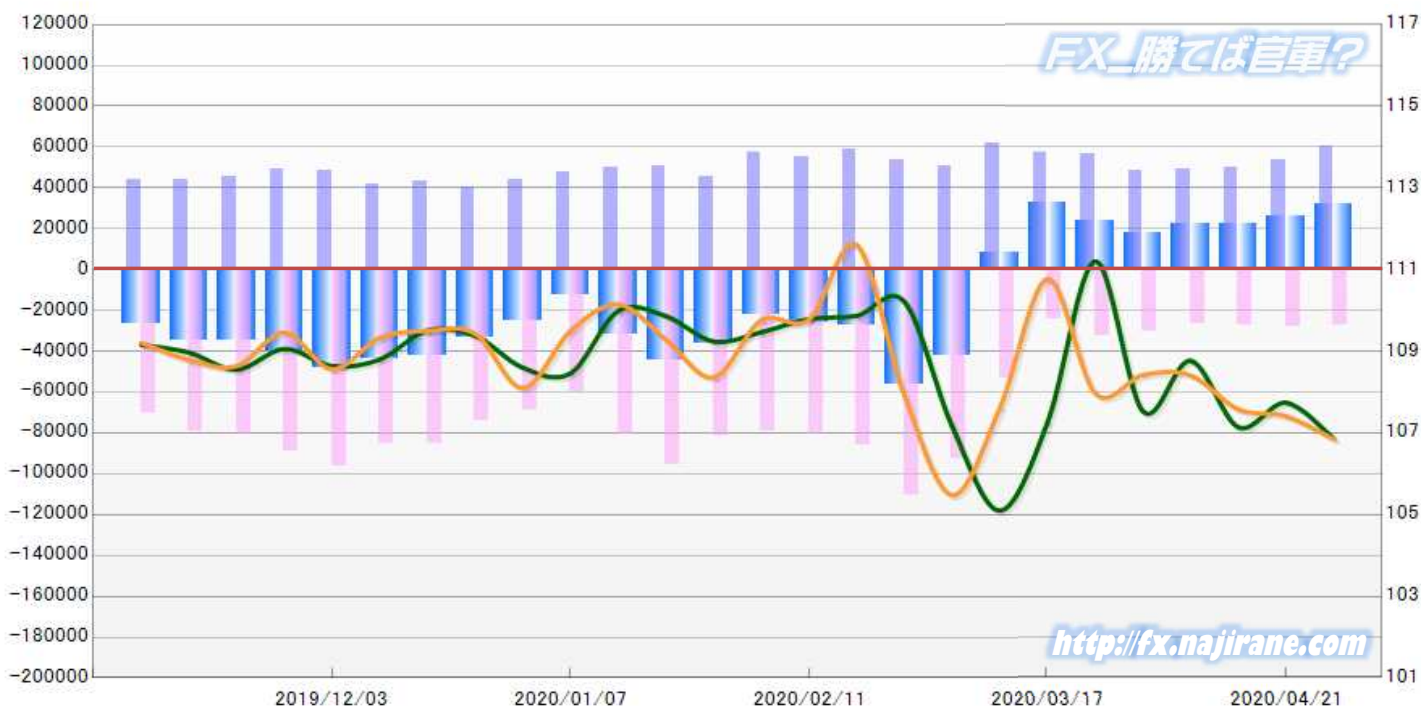
2019/11/05 ~ 2020/04/28

2020/05/01 NYクローズ時公表値

Report_Date	Non Commercial Positions												火曜日 引け値	金曜日 引け値
	Long	増減	増減(%)	Short	増減	増減(%)	売り越し	増減	増減(%)	売買計	増減	増減(%)		
2020/04/28	59962	6232	11.6%	27636	-68	-0.2%	-32326	6300	24.2%	87598	6164	7.6%	106.86	106.85
2020/04/21	53730	3867	7.8%	27704	484	1.8%	-26026	3383	14.9%	81434	4351	5.6%	107.74	107.41
2020/04/14	49863	614	1.2%	27220	381	1.4%	-22643	233	1.0%	77083	995	1.3%	107.14	107.58
2020/04/07	49249	805	1.7%	26839	-3323	-11.0%	-22410	4128	22.6%	76088	-2518	-3.2%	108.77	108.41
2020/03/31	48444	-8084	-14.3%	30162	-2503	-7.7%	-18282	-5581	-23.4%	78606	-10587	-11.9%	107.53	108.42
2020/03/24	56528	-758	-1.3%	32665	8314	34.1%	-23863	-9072	-27.5%	89193	7556	9.3%	111.20	107.97
2020/03/17	57286	-4446	-7.2%	24351	-29224	-54.5%	-32935	24778	303.8%	81637	-33670	-29.2%	107.26	110.77
2020/03/10	61732	11134	22.0%	53575	-39347	-42.3%	-8157	-50481	-119.3%	115307	-28213	-19.7%	105.10	107.61
2020/03/03	50598	-3257	-6.0%	92922	-17322	-15.7%	42324	-14065	-24.9%	143520	-20579	-12.5%	107.16	105.48
2020/02/25	53855	-4750	-8.1%	110244	24418	28.5%	56389	29168	107.2%	164099	19668	13.6%	110.21	107.91
2020/02/18	58605	3800	6.9%	85826	4833	6.0%	27221	1033	3.9%	144431	8633	6.4%	109.87	111.60
2020/02/11	54805	-2867	-5.0%	80993	1423	1.8%	26188	4290	19.6%	135798	-1444	-1.1%	109.79	109.78
2020/02/04	57672	11996	26.3%	79570	-2131	-2.6%	21898	-14127	-39.2%	137242	9865	7.7%	109.47	109.76
2020/01/28	45676	-4920	-9.7%	81701	-13596	-14.3%	36025	-8676	-19.4%	127377	-18516	-12.7%	109.24	108.36
2020/01/21	50596	876	1.8%	95297	14147	17.4%	44701	13271	42.2%	145893	15023	11.5%	109.86	109.28
2020/01/14	49720	1874	3.9%	81150	21056	35.0%	31430	19182	156.6%	130870	22930	21.2%	109.99	110.15
2020/01/07	47846	4178	9.6%	60094	-8876	-12.9%	12248	-13054	-51.6%	107940	-4698	-4.2%	108.46	109.50
2019/12/31	43668	3076	7.6%	68970	-5164	-7.0%	25302	-8240	-24.6%	112638	-2088	-1.8%	108.60	108.10
2019/12/24	40592	-2826	-6.5%	74134	-11346	-13.3%	33542	-8520	-20.3%	114726	-14172	-11.0%	109.38	109.43
2019/12/17	43418	1575	3.8%	85480	-45	-0.1%	42062	-1620	-3.7%	128898	1530	1.2%	109.51	109.50
2019/12/10	41843	-6469	-13.4%	85525	-10610	-11.0%	43682	-4141	-8.7%	127368	-17079	-11.8%	108.80	109.33
2019/12/03	48312	-966	-2.0%	96135	7266	8.2%	47823	8232	20.8%	144447	6300	4.6%	108.64	108.56
2019/11/26	49278	3855	8.5%	88869	8415	10.5%	39591	4560	13.0%	138147	12270	9.7%	109.06	109.46
2019/11/19	45423	1459	3.3%	80454	1493	1.9%	35031	34	0.1%	125877	2952	2.4%	108.55	108.64
2019/11/12	43964	-32	-0.1%	78961	8360	11.8%	34997	8392	31.5%	122925	8328	7.3%	108.97	108.79
2019/11/05	43996			70601			26605			114597			109.16	109.21

JAPANESE YEN - CHICAGO MERCANTILE EXCHANGE
FUTURES ONLY POSITIONS

— 金曜終値 — 火曜終値 — Short枚数 — Long枚数 ■ 売り越し or 買い越し枚数



EURO FX - CHICAGO MERCANTILE EXCHANGE

Code-099741

2019/11/05 ~ 2020/04/28

2020/05/01 NYクローズ時公表値

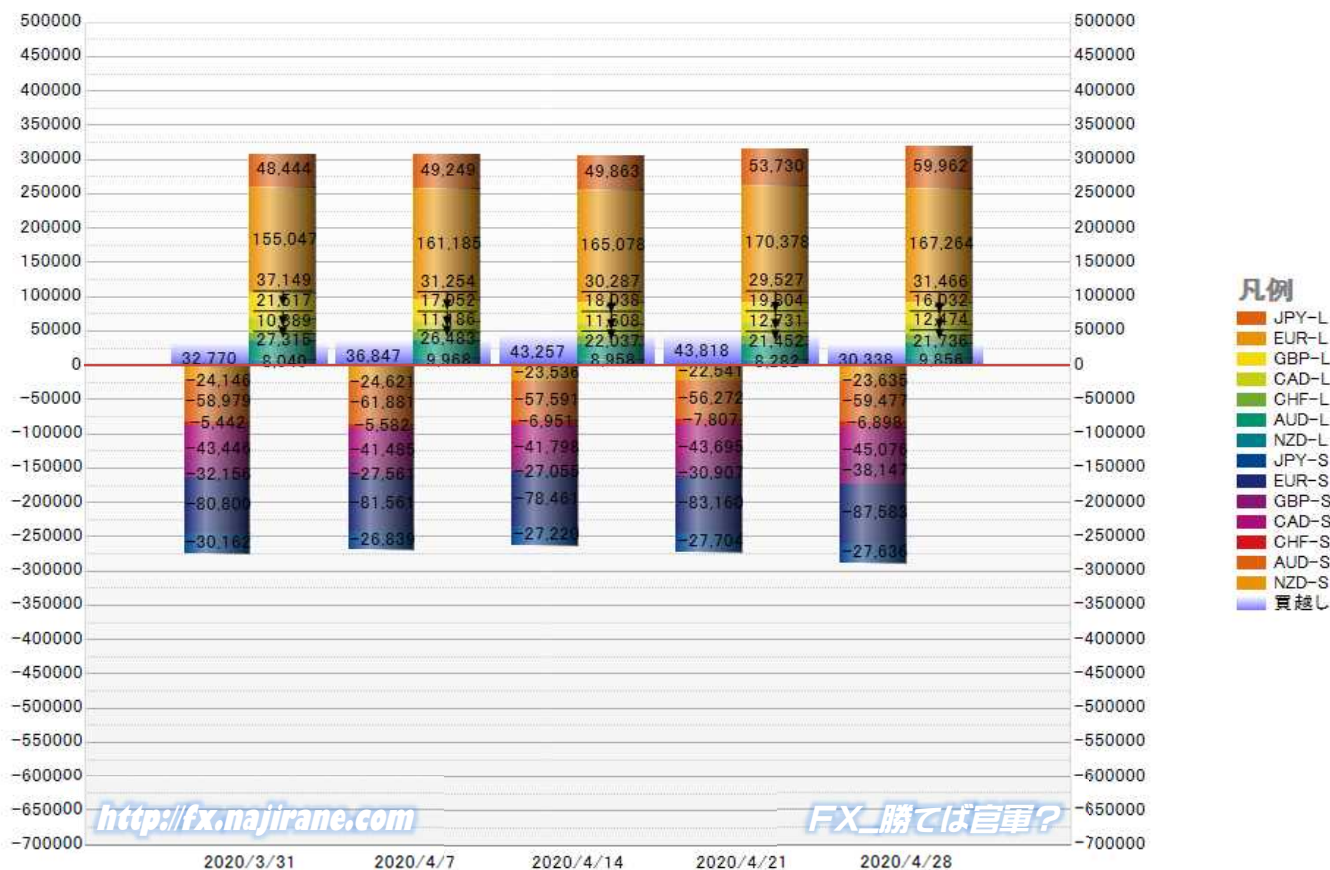
Report_Date	Non Commercial Positions											火曜日 引け値	金曜日 引け値	
	Long	増減		Short	増減		売り越し	増減		売買計	増減			
2020/04/28	167264	-3114	-1.8%	87583	4423	5.3%	-79681	-7537	-8.6%	254847	1309	0.5%	1.0822	1.0980
2020/04/21	170378	5300	3.2%	83160	4699	6.0%	-87218	601	0.7%	253538	9999	4.1%	1.0858	1.0810
2020/04/14	165078	3893	2.4%	78461	-3100	-3.8%	-86617	6993	8.8%	243539	793	0.3%	1.0981	1.0868
2020/04/07	161185	6138	4.0%	81561	761	0.9%	-79624	5377	7.2%	242746	6899	2.9%	1.0891	1.0940
2020/03/31	155047	2687	1.8%	80800	-10270	-11.3%	-74247	12957	21.1%	235847	-7583	-3.1%	1.1030	1.0811
2020/03/24	152360	5227	3.6%	91070	-23568	-20.6%	-61290	28795	88.6%	243430	-18341	-7.0%	1.0812	1.1141
2020/03/17	147133	-6687	-4.3%	114638	-51849	-31.1%	-32495	-45162	-356.5%	261771	-58536	####	1.1016	1.0699
2020/03/10	153820	1916	1.3%	166487	-72120	-30.2%	12667	-74036	-85.4%	320307	-70204	####	1.1309	1.1107
2020/03/03	151904	-5683	-3.6%	238607	-33001	-12.2%	86703	-27318	-24.0%	390511	-38684	-9.0%	1.1171	1.1307
2020/02/25	157587	-12999	-7.6%	271608	9515	3.6%	114021	22514	24.6%	429195	-3484	-0.8%	1.0881	1.1040
2020/02/18	170586	1111	0.7%	262093	6949	2.7%	91507	5838	6.8%	432679	8060	1.9%	1.0795	1.0849
2020/02/11	169475	2550	1.5%	255144	13139	5.4%	85669	10589	14.1%	424619	15689	3.8%	1.0919	1.0837
2020/02/04	166925	-13728	-7.6%	242005	2490	1.0%	75080	16218	27.6%	408930	-11238	-2.7%	1.1045	1.0948
2020/01/28	180653	12437	7.4%	239515	24280	11.3%	58862	11843	25.2%	420168	36717	9.6%	1.1022	1.1090
2020/01/21	168216	4335	2.6%	215235	3172	1.5%	47019	-1163	-2.4%	383451	7507	2.0%	1.1083	1.1028
2020/01/14	163881	-932	-0.6%	212063	-14414	-6.4%	48182	-13482	-21.9%	375944	-15346	-3.9%	1.1127	1.1093
2020/01/07	164813	-4039	-2.4%	226477	-16720	-6.9%	61664	-12681	-17.1%	391290	-20759	-5.0%	1.1148	1.1122
2019/12/31	168852	8589	5.4%	243197	9991	4.3%	74345	1402	1.9%	412049	18580	4.7%	1.1213	1.1162
2019/12/24	160263	-5092	-3.1%	233206	2157	0.9%	72943	7249	11.0%	393469	-2935	-0.7%	1.1085	1.1176
2019/12/17	165355	623	0.4%	231049	-1326	-0.6%	65694	-1949	-2.9%	396404	-703	-0.2%	1.1153	1.1076
2019/12/10	164732	340	0.2%	232375	-1066	-0.5%	67643	-1406	-2.0%	397107	-726	-0.2%	1.1093	1.1117
2019/12/03	164392	-5524	-3.3%	233441	2109	0.9%	69049	7633	12.4%	397833	-3415	-0.9%	1.1082	1.1060
2019/11/26	169916	6018	3.7%	231332	4931	2.2%	61416	-1087	-1.7%	401248	10949	2.8%	1.1024	1.1018
2019/11/19	163898	-6352	-3.7%	226401	-1518	-0.7%	62503	4834	8.4%	390299	-7870	-2.0%	1.1078	1.1023
2019/11/12	170250	6067	3.7%	227919	2990	1.3%	57669	-3077	-5.1%	398169	9057	2.3%	1.1012	1.1054
2019/11/05	164183			224929			60746			389112			1.1075	1.1022

EURO FX - CHICAGO MERCANTILE EXCHANGE
FUTURES ONLY POSITIONS



	2020/03/31			2020/04/07			2020/04/14			2020/04/21			2020/04/28		
	Long	Short	売り越し	Long	Short	売り越し	Long	Short	売り越し	Long	Short	売り越し	Long	Short	売り越し
JPY	48444	30162	-18282	49249	26839	-22410	49863	27220	-22643	53730	27704	-26026	59962	27636	-32326
	前週比 枚数増減 (枚)			805	-3323	4128	614	381	233	3867	484	3383	6232	-68	6300
	前週比 枚数増減 (%)			1.7%	-11.0%	22.6%	1.2%	1.4%	1.0%	7.8%	1.8%	14.9%	11.6%	-0.2%	24.2%
EUR	155047	80800	-74247	161185	81561	-79624	165078	78461	-86617	170378	83160	-87218	167264	87583	-79681
	前週比 枚数増減 (枚)			6138	761	5377	3893	-3100	6993	5300	4699	601	-3114	4423	-7537
	前週比 枚数増減 (%)			4.0%	0.9%	7.2%	2.4%	-3.8%	8.8%	3.2%	6.0%	0.7%	-1.8%	5.3%	-8.6%
GBP	37149	32156	-4993	31254	27561	-3693	30287	27055	-3232	29527	30907	1380	31466	38147	6681
	前週比 枚数増減 (枚)			-5895	-4595	-1300	-967	-506	-461	-760	3852	4612	1939	7240	5301
	前週比 枚数増減 (%)			-15.9%	-14.3%	-26.0%	-3.1%	-1.8%	-12.5%	-2.5%	14.2%	142.7%	6.6%	23.4%	384.1%
AUD	27315	58979	31664	26483	61881	35398	22037	57591	35554	21452	56272	34820	21736	59477	37741
	前週比 枚数増減 (枚)			-832	2902	3734	-4446	-4290	156	-585	-1319	-734	284	3205	2921
	前週比 枚数増減 (%)			-3.0%	4.9%	11.8%	-16.8%	-6.9%	0.4%	-2.7%	-2.3%	-2.1%	1.3%	5.7%	8.4%
CAD	21517	43446	21929	17052	41485	24433	18038	41798	23760	19804	43695	23891	16032	45076	29044
	前週比 枚数増減 (枚)			-4465	-1961	2504	986	313	-673	1766	1897	131	-3772	1381	5153
	前週比 枚数増減 (%)			-20.8%	-4.5%	11.4%	5.8%	0.8%	-2.8%	9.8%	4.5%	0.6%	-19.0%	3.2%	21.6%
CHF	10389	5442	-4947	11186	5582	-5604	11608	6951	-4657	12731	7807	-4924	12474	6898	-5576
	前週比 枚数増減 (枚)			797	140	657	422	1369	-947	1123	856	267	-257	-909	652
	前週比 枚数増減 (%)			7.7%	2.6%	13.3%	3.8%	24.5%	-16.9%	9.7%	12.3%	5.7%	-2.0%	-11.6%	13.2%
NZD	8040	24146	16106	9968	24621	14653	8958	23536	14578	8282	22541	14259	9856	23635	13779
	前週比 枚数増減 (枚)			1928	475	-1453	-1010	-1085	-75	-676	-995	-319	1574	1094	-480
	前週比 枚数増減 (%)			24.0%	2.0%	-9.0%	-10.1%	-4.4%	-0.5%	-7.5%	-4.2%	-2.2%	19.0%	4.9%	-3.4%
MXN	28435	20770	-7665	26766	21010	-5756	29926	26593	-3333	25851	24611	-1240	32191	23710	-8481
	前週比 枚数増減 (枚)			-1669	240	-1909	3160	5583	-2423	-4075	-1982	-2093	6340	-901	7241
	前週比 枚数増減 (%)			-5.9%	1.2%	-24.9%	11.8%	26.6%	-42.1%	-13.6%	-7.5%	-62.8%	24.5%	-3.7%	584.0%
Total All 8	336336	295901	-40435	333143	290540	-42603	335795	289205	-46590	341755	296697	-45058	350981	312162	-38819
	前週比 枚数増減 (枚)			-3193	-5361	2168	2652	-1335	3987	5960	7492	-1532	9226	15465	-6239
	前週比 枚数増減 (%)			-0.9%	-1.8%	5.4%	0.8%	-0.5%	9.4%	1.8%	2.6%	-3.3%	2.7%	5.2%	-13.8%
Total 7 (MXN除く)	307901	275131	-32770	306377	269530	-36847	305869	262612	-43257	315904	272086	-43818	318790	288452	-30338
	前週比 枚数増減 (枚)			-1524	-5601	4077	-508	-6918	6410	10035	9474	561	2886	16366	-13480
	前週比 枚数増減 (%)			-0.5%	-2.0%	12.4%	-0.2%	-2.6%	17.4%	3.3%	3.6%	1.3%	0.9%	6.0%	-30.8%

直近5週 CFTC IMM主要7通貨の構成

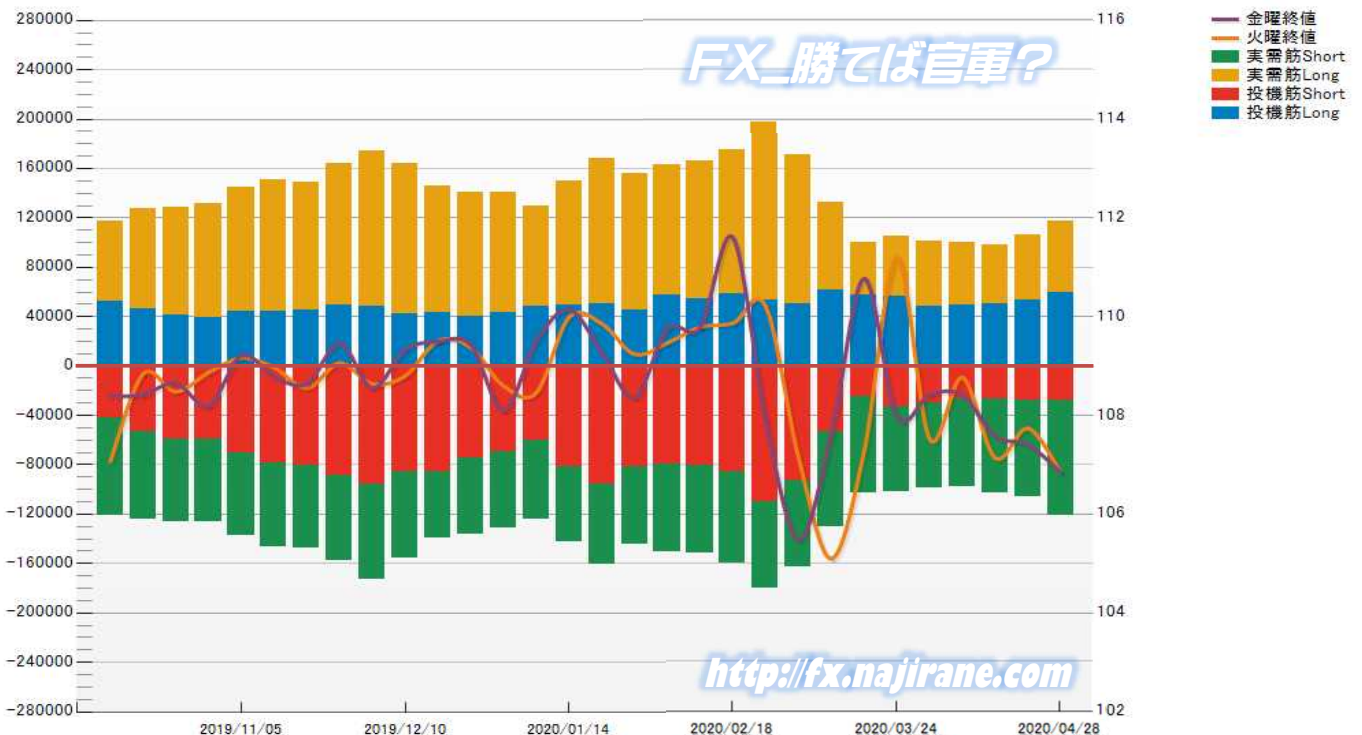


JAPANESE YEN - CHICAGO MERCANTILE EXCHANGE
FUTURES ONLY POSITIONS

Code-097741
2020/05/01 公表値

Date	投機筋集計				実需筋集計				投機筋+実需筋合計				ドル円終値	
	円買い	円売り	売り越し	売買計	円買い	円売り	売り越し	売買計	円買い	円売り	売り越し	売買計	火曜締め	金曜締め
2020/04/28	59962	27636	-32326	87598	56947	93684	36737	150631	116909	121320	4411	238229	106.86	106.85
2020/04/21	53730	27704	-26026	81434	52383	78188	25805	130571	106113	105892	-221	212005	107.74	107.41
2020/04/14	49863	27220	-22643	77083	48656	75435	26779	124091	98519	102655	4136	201174	107.14	107.58
2020/04/07	49249	26839	-22410	76088	51300	70904	19604	122204	100549	97743	-2806	198292	108.77	108.41
2020/03/31	48444	30162	-18282	78606	53154	68221	15067	121375	101598	98383	-3215	199981	107.53	108.42
2020/03/24	56528	32665	-23863	89193	48777	69252	20475	118029	105305	101917	-3388	207222	111.20	107.97
2020/03/17	57286	24351	-32935	81637	42873	78049	35176	120922	100159	102400	2241	202559	107.26	110.77
2020/03/10	61732	53575	-8157	115307	70545	76931	6386	147476	132277	130506	-1771	262783	105.10	107.61
2020/03/03	50598	92922	42324	143520	120130	70043	-50087	190173	170728	162965	-7763	333693	107.16	105.48
2020/02/25	53855	110244	56389	164099	144064	69816	-74248	213880	197919	180060	-17859	377979	110.21	107.91
2020/02/18	58605	85826	27221	144431	116686	73909	-42777	190595	175291	159735	-15556	335026	109.87	111.60
2020/02/11	54805	80993	26188	135798	111167	70770	-40397	181937	165972	151763	-14209	317735	109.79	109.78
2020/02/04	57672	79570	21898	137242	105438	71114	-34324	176552	163110	150684	-12426	313794	109.47	109.76
2020/01/28	45676	81701	36025	127377	110412	63226	-47186	173638	156088	144927	-11161	301015	109.24	108.36
2020/01/21	50596	95297	44701	145893	117694	65587	-52107	183281	168290	160884	-7406	329174	109.86	109.28
2020/01/14	49720	81150	31430	130870	100226	61710	-38516	161936	149946	142860	-7086	292806	109.99	110.15
2020/01/07	47846	60094	12248	107940	82055	64595	-17460	146650	129901	124689	-5212	254590	108.46	109.50
2019/12/31	43668	68970	25302	112638	97526	62360	-35166	159886	141194	131330	-9864	272524	108.60	108.10
2019/12/24	40592	74134	33542	114726	99923	61911	-38012	161834	140515	136045	-4470	276560	109.38	109.43
2019/12/17	43418	85480	42062	128898	102748	54004	-48744	156752	146166	139484	-6682	285650	109.51	109.50
2019/12/10	41843	85525	43682	127368	122108	70477	-51631	192585	163951	156002	-7949	319953	108.80	109.33
2019/12/03	48312	96135	47823	144447	126334	76981	-49353	203315	174646	173116	-1530	347762	108.64	108.56
2019/11/26	49278	88869	39591	138147	115116	68413	-46703	183529	164394	157282	-7112	321676	109.06	109.46
2019/11/19	45423	80454	35031	125877	102992	67501	-35491	170493	148415	147955	-460	296370	108.55	108.64
2019/11/12	43964	78961	34997	122925	106504	67386	-39118	173890	150468	146347	-4121	296815	108.97	108.79
2019/11/05	43996	70601	26605	114597	101217	66522	-34695	167739	145213	137123	-8090	282336	109.16	109.21
2019/10/29	39185	58883	19698	98068	92543	67446	-25097	159989	131728	126329	-5399	258057	108.87	108.19
2019/10/22	41556	59721	18165	101277	87258	66682	-20576	153940	128814	126403	-2411	255217	108.48	108.66
2019/10/15	46416	53057	6641	99473	81307	71535	-9772	152842	127723	124592	-3131	252315	108.84	108.42
2019/10/08	52803	41791	-11012	94594	64209	79599	15390	143808	117012	121390	4378	238402	107.07	108.39

JAPANESE YEN - CHICAGO MERCANTILE EXCHANGE
FUTURES ONLY POSITIONS Code-097741

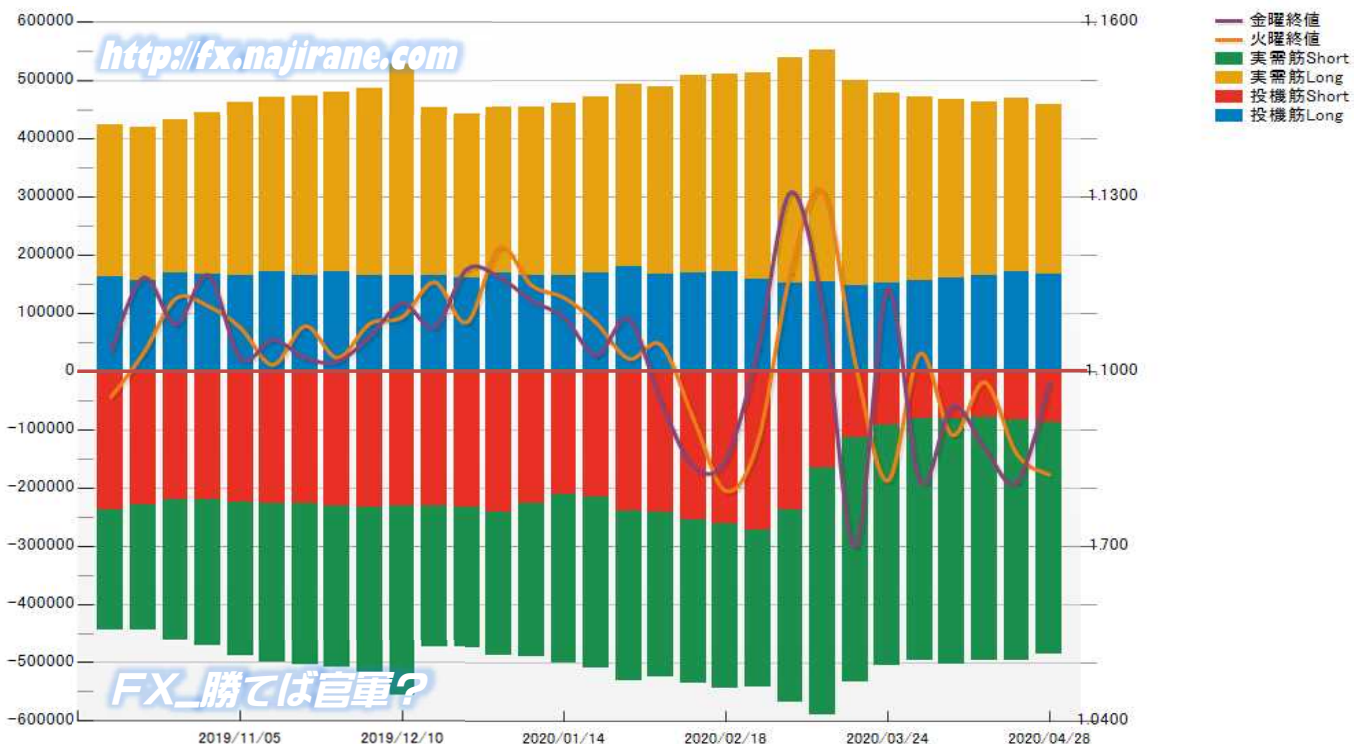


EURO FX - CHICAGO MERCANTILE EXCHANGE
FUTURES ONLY POSITIONS

Code-099741
2020/05/01 公表値

Date	投機筋集計				実需筋集計				投機筋+実需筋合計				ユーロドル終値	
	EUR買い	EUR売り	売り越し	売買計	EUR買い	EUR売り	売り越し	売買計	EUR買い	EUR売り	売り越し	売買計	火曜締め	金曜締め
2020/04/28	167264	87583	-79681	254847	291497	399179	107682	690676	458761	486762	28001	945523	1.0822	1.0980
2020/04/21	170378	83160	-87218	253538	297719	413092	115373	710811	468097	496252	28155	964349	1.0858	1.0810
2020/04/14	165078	78461	-86617	243539	296805	417530	120725	714335	461883	495991	34108	957874	1.0981	1.0868
2020/04/07	161185	81561	-79624	242746	304521	422120	117599	726641	465706	503681	37975	969387	1.0891	1.0940
2020/03/31	155047	80800	-74247	235847	315522	415776	100254	731298	470569	496576	26007	967145	1.1030	1.0811
2020/03/24	152360	91070	-61290	243430	326218	414867	88649	741085	478578	505937	27359	984515	1.0812	1.1141
2020/03/17	147133	114638	-32495	261771	352847	419664	66817	772511	499980	534302	34322	1034282	1.1016	1.0699
2020/03/10	153820	166487	12667	320307	397574	424702	27128	822276	551394	591189	39795	1142583	1.1309	1.1107
2020/03/03	151904	238607	86703	390511	385539	329833	-55706	715372	537443	568440	30997	1105883	1.1171	1.1307
2020/02/25	157587	271608	114021	429195	355329	270784	-84545	626113	512916	542392	29476	1055308	1.0881	1.1040
2020/02/18	170586	262093	91507	432679	340245	282010	-58235	622255	510831	544103	33272	1054934	1.0795	1.0849
2020/02/11	169475	255144	85669	424619	338132	281706	-56426	619838	507607	536850	29243	1044457	1.0919	1.0837
2020/02/04	166925	242005	75080	408930	321548	283559	-37989	605107	488473	525564	37091	1014037	1.1045	1.0948
2020/01/28	180653	239515	58862	420168	311346	291195	-20151	602541	491999	530710	38711	1022709	1.1022	1.1090
2020/01/21	168216	215235	47019	383451	302385	295283	-7102	597668	470601	510518	39917	981119	1.1083	1.1028
2020/01/14	163881	212063	48182	375944	297419	288854	-8565	586273	461300	500917	39617	962217	1.1127	1.1093
2020/01/07	164813	226477	61664	391290	288408	263100	-25308	551508	453221	489577	36356	942798	1.1148	1.1122
2019/12/31	168852	243197	74345	412049	285490	245540	-39950	531030	454342	488737	34395	943079	1.1213	1.1162
2019/12/24	160263	233206	72943	393469	282401	241064	-41337	523465	442664	474270	31606	916934	1.1085	1.1176
2019/12/17	165355	231049	65694	396404	288313	244275	-44038	532588	453668	475324	21656	928992	1.1153	1.1076
2019/12/10	164732	232375	67643	397107	363680	325511	-38169	689191	528412	557886	29474	1086298	1.1093	1.1117
2019/12/03	164392	233441	69049	397833	321158	285706	-35452	606864	485550	519147	33597	1004697	1.1082	1.1060
2019/11/26	169916	231332	61416	401248	308994	277623	-31371	586617	478910	508955	30045	987865	1.1024	1.1018
2019/11/19	163898	226401	62503	390299	310291	278082	-32209	588373	474189	504483	30294	978672	1.1078	1.1023
2019/11/12	170250	227919	57669	398169	300579	273909	-26670	574488	470829	501828	30999	972657	1.1012	1.1054
2019/11/05	164183	224929	60746	389112	297733	265666	-32067	563399	461916	490595	28679	952511	1.1075	1.1022
2019/10/29	166540	219895	53355	386435	277771	251937	-25834	529708	444311	471832	27521	916143	1.1112	1.1166
2019/10/22	168653	219703	51050	388356	264350	242340	-22010	506690	433003	462043	29040	895046	1.1125	1.1081
2019/10/15	154973	230127	75154	385100	263082	214307	-48775	477389	418055	444434	26379	862489	1.1031	1.1161
2019/10/08	162777	238190	75413	400967	260777	206186	-54591	466963	423554	444376	20822	867930	1.0956	1.1036

EURO FX - CHICAGO MERCANTILE EXCHANGE
FUTURES ONLY POSITIONS Code-099741



CME Daily Volume

FX_勝てば官軍?

<http://fx.najirane.com>

AUS Dollar		MONTHLY OPTIONS	FUTURE	WEEKLY FRIDAY OPTIONS					参考レート	
Date				WK 1	WK 2	WK 3	WK 4	WK 5	Open	Close
2020/4/30 (木)	5146	---	---	204	---	384	139	418	0.6557	0.6502
2020/4/29 (水)	6355	---	---	259	---	8	43	343	0.6490	0.6557
2020/4/28 (火)	3051	---	---	236	---	3	---	57	0.6465	0.6490
2020/4/27 (月)	2195	---	---	498	---	10	2	141	0.6388	0.6465
2020/4/24 (金)	1004	---	---	568	---	2	136	---	0.6373	0.6388
2020/4/23 (木)	1672	---	---	67	---	11	517	---	0.6322	0.6373
2020/4/22 (水)	1315	---	---	55	---	---	539	---	0.6286	0.6322
2020/4/21 (火)	1488	---	---	392	---	4	297	---	0.6332	0.6286
2020/4/20 (月)	661	---	---	56	---	18	124	---	0.6366	0.6332
2020/4/17 (金)	4845	---	---	136	---	138	304	---	0.6358	0.6364

CAN Dollar		MONTHLY OPTIONS	FUTURE	WEEKLY FRIDAY OPTIONS					参考レート	
Date				WK 1	WK 2	WK 3	WK 4	WK 5	Open	Close
2020/4/30 (木)	---	---	---	744	0	480	628	695	0.7204	0.7172
2020/4/29 (水)	---	---	---	187	0	190	2	14	0.7142	0.7204
2020/4/28 (火)	---	---	---	39	0	131	0	0	0.7131	0.7142
2020/4/27 (月)	---	---	---	520	0	85	0	113	0.7095	0.7131
2020/4/24 (金)	---	---	---	1631	0	169	448	0	0.7102	0.7095
2020/4/23 (木)	---	---	---	673	0	21	1216	0	0.7059	0.7102
2020/4/22 (水)	---	---	---	109	0	38	842	0	0.7043	0.7059
2020/4/21 (火)	---	---	---	54	0	58	129	0	0.7076	0.7045
2020/4/20 (月)	---	---	---	51	0	2	1180	0	0.7133	0.7076
2020/4/17 (金)	---	---	---	2	0	350	719	0	0.7134	0.7128

SWISS FRANC		MONTHLY OPTIONS	FUTURE	WEEKLY FRIDAY OPTIONS					参考レート	
Date				WK 1	WK 2	WK 3	WK 4	WK 5	Open	Close
2020/4/30 (木)	33948	---	---	---	---	---	---	---	1.0266	1.0352
2020/4/29 (水)	17276	---	---	---	---	---	---	---	1.0260	1.0266
2020/4/28 (火)	19377	---	---	---	---	---	---	---	1.0257	1.0259
2020/4/27 (月)	12436	---	---	---	---	---	---	---	1.0275	1.0257
2020/4/24 (金)	15646	---	---	---	---	---	---	---	1.0246	1.0264
2020/4/23 (木)	20412	---	---	---	---	---	---	---	1.0289	1.0248
2020/4/22 (水)	12373	---	---	---	---	---	---	---	1.0314	1.0287
2020/4/21 (火)	16310	---	---	---	---	---	---	---	1.0335	1.0314
2020/4/20 (月)	13721	---	---	---	---	---	---	---	1.0342	1.0336
2020/4/17 (金)	18463	---	---	---	---	---	---	---	1.0320	1.0334

EU EURO		MONTHLY OPTIONS	FUTURE	WEEKLY FRIDAY OPTIONS					参考レート	
Date				WK 1	WK 2	WK 3	WK 4	WK 5	Open	Close
2020/4/30 (木)	20215	---	---	1861	---	92	131	376	1.0875	1.0952
2020/4/29 (水)	8536	---	---	1359	---	34	70	132	1.0822	1.0875
2020/4/28 (火)	11701	---	---	565	---	300	6	180	1.0831	1.0822
2020/4/27 (月)	6582	---	---	528	---	57	6	159	1.0822	1.0832
2020/4/24 (金)	8080	---	---	1603	---	57	1437	---	1.0778	1.0810
2020/4/23 (木)	14409	---	---	2107	---	161	1690	---	1.0823	1.0780
2020/4/22 (水)	7739	---	---	149	---	65	1362	---	1.0858	1.0823
2020/4/21 (火)	8947	---	---	202	---	14	265	---	1.0869	1.0858
2020/4/20 (月)	6015	---	---	13	---	4	603	---	1.0874	1.0870
2020/4/17 (金)	4242	---	---	256	---	1159	1971	---	1.0861	1.0868

GB POUND		MONTHLY OPTIONS	FUTURE	WEEKLY FRIDAY OPTIONS					参考レート	
Date				WK 1	WK 2	WK 3	WK 4	WK 5	Open	Close
2020/4/30 (木)	113962	---	---	390	---	44	4	81	1.2471	1.2596
2020/4/29 (水)	50586	---	---	24	---	70	---	394	1.2425	1.2472
2020/4/28 (火)	59678	---	---	60	---	---	---	92	1.2427	1.2425
2020/4/27 (月)	46272	---	---	250	---	---	---	---	1.2368	1.2427
2020/4/24 (金)	47906	---	---	589	---	30	5	---	1.2347	1.2365
2020/4/23 (木)	72077	---	---	14	---	91	173	---	1.2327	1.2347
2020/4/22 (水)	63006	---	---	16	---	---	763	---	1.2297	1.2327
2020/4/21 (火)	82501	---	---	3	---	1	540	---	1.2442	1.2297
2020/4/20 (月)	46709	---	---	1	---	---	557	---	1.2502	1.2442
2020/4/17 (金)	59825	---	---	83	---	31	84	---	1.2483	1.2497

JP YEN		MONTHLY OPTIONS	FUTURE	WEEKLY FRIDAY OPTIONS					参考レート	
Date				WK 1	WK 2	WK 3	WK 4	WK 5	Open	Close
2020/4/30 (木)	---	99795	---	228	0	522	202	628	106.64	107.16
2020/4/29 (水)	---	57675	---	585	0	125	443	124	106.87	106.63
2020/4/28 (火)	---	69842	---	461	0	95	40	80	107.26	106.86
2020/4/27 (月)	---	62458	---	328	0	110	26	0	107.55	107.26
2020/4/24 (金)	---	50522	---	2121	0	20	697	0	107.57	107.41
2020/4/23 (木)	---	86254	---	537	0	20	571	0	107.75	107.61
2020/4/22 (水)	---	53914	---	90	0	0	215	0	107.77	107.75
2020/4/21 (火)	---	76887	---	2	0	5	1240	0	107.64	107.74
2020/4/20 (月)	---	54288	---	4	0	53	322	0	107.57	107.64
2020/4/17 (金)	---	76758	---	81	0	364	1903	0	108.04	107.58

MEX PESO		MONTHLY OPTIONS	FUTURE	WEEKLY FRIDAY OPTIONS					参考レート	
Date				WK 1	WK 2	WK 3	WK 4	WK 5	Open	Close
2020/4/30 (木)	10	36613	---	---	---	---	---	---	4.2124	4.1408
2020/4/29 (水)	20	32975	---	---	---	---	---	---	4.1131	4.2124
2020/4/28 (火)	0	28821	---	---	---	---	---	---	4.0428	4.1131
2020/4/27 (月)	1	27229	---	---	---	---	---	---	4.0060	4.0428
2020/4/24 (金)	12	31179	---	---	---	---	---	---	4.0366	3.9919
2020/4/23 (木)	0	33128	---	---	---	---	---	---	4.0836	4.0366
2020/4/22 (水)	0	33589	---	---	---	---	---	---	4.0973	4.0836
2020/4/21 (火)	1	52535	---	---	---	---	---	---	4.1549	4.0973
2020/4/20 (月)	76	32487	---	---	---	---	---	---	4.1846	4.1517
2020/4/17 (金)	1	44971	---	---	---	---	---	---	4.1937	4.2113

NZ DOLLAR		MONTHLY OPTIONS	FUTURE	WEEKLY FRIDAY OPTIONS					参考レート	
Date				WK 1	WK 2	WK 3	WK 4	WK 5	Open	Close
2020/4/30 (木)	0	32004	---	---	---	---	---	---	0.6135	0.6121
2020/4/29 (水)	0	21854	---	---	---	---	---	---	0.6057	0.6135
2020/4/28 (火)	0	25241	---	---	---	---	---	---	0.6042	0.6057
2020/4/27 (月)	0	15412	---	---	---	---	---	---	0.6013	0.6042
2020/4/24 (金)	0	14936	---	---	---	---	---	---	0.6011	0.6010
2020/4/23 (木)	0	26609	---	---	---	---	---	---	0.5954	0.6011
2020/4/22 (水)	0	24801	---	---	---	---	---	---	0.5964	0.5953
2020/4/21 (火)	0	27454	---	---	---	---	---	---	0.6034	0.5964
2020/4/20 (月)	0	23735	---	---	---	---	---	---	0.6039	0.6034
2020/4/17 (金)	0	24509	---	---	---	---	---	---	0.5998	0.6036

Bitcoin/USD 及び CME Futures (当月及び限月別)

※取引単位=5ビットコイン
(CME CFビットコイン参考基準レート=BRRを対象)

Bitcoin/USD					CME Futures		2020/04		2020/05		2020/06		2020/07		2020/08	
Date	Open	High	Low	Close	Volume	OpenInt	Close	Volume	Close	Volume	Close	Volume	Close	Volume	Close	Volume
2020/1/28	8897	9183	8889	9149	17425	4917	9325	12	9380		9420	1	0		0	
2020/1/29	9141	9425	9116	9337	13815	5171	9685	21	9750	1	9795	1	0		0	
2020/1/30	9337	9560	9200	9560	18070	4759	9875	11	9935	1	9970	7	0		0	
2020/1/31	9560	9560	9217	9311	9639	4074	9590	1	9650	7	9680	26	0		0	
2020/2/3	9390	9588	9234	9276	9210	4143	9570	18	9635		9665		9695		0	
2020/2/4	9276	9346	9091	9183	8390	4367	9420	2	9485		9525		9555		0	
2020/2/5	9183	9747	9158	9625	14938	5186	10020	117	10085		10125	16	10155		0	
2020/2/6	9625	9852	9542	9671	12886	5320	10180	186	10180		10215	4	10245		0	
2020/2/7	9671	9862	9671	9728	8887	5181	10055	10	10135	1	10170	10	10200		0	
2020/2/10	10111	10183	9747	9843	7263	5255	10190	38	10270	1	10305	58	10335		0	
2020/2/11	9843	10384	9718	10225	16558	6106	10695	33	10775	2	10810	11	10910	2	0	
2020/2/12	10225	10471	10215	10352	13378	6040	10875	2	11005	2	11040	3	11140	2	0	
2020/2/13	10352	10493	10101	10215	16766	6086	10620	29	10710	6	10865	2	10970	1	0	
2020/2/14	10215	10384	10101	10363	9261	6512	10795	30	10875	6	11030	4	11135		0	
2020/2/17	9881	10000	9488	9634	0	0	0		0		0		0		0	
2020/2/18	9634	10256	9625	10183	23036	6463	10535	85	10635	20	10790	8	10895		0	
2020/2/19	10183	10288	9390	9681	9882	6621	10515	72	10615	45	10720	4	10825		0	
2020/2/20	9690	9690	9470	9625	4397	6310	9865	19	9965	10	10025	9	10125		0	
2020/2/21	9615	9756	9579	9718	2433	6350	10005	27	10065	13	10165	1	10265		0	
2020/2/24	9930	10020	9497	9643	9212	5662	9855	195	9945	1	10005	1	10105		0	
2020/2/25	9643	9671	9259	9390	5727	5632	9540	113	9650	10	9720	5	9820		0	
2020/2/26	9399	9399	8651	8795	9826	5358	8975	118	9055	10	9115	49	9215		0	
2020/2/27	8787	8969	8532	8795	6160	4975	9040	51	9120	21	9180	3	9280	2	0	
2020/2/28	8795	8905	8446	8621	4069	4471	8790	168	8880	5	8950	7	9050		0	
2020/3/2	8562	8977	8503	8937	2376	4574	9045	169	9170	44	9245	6	9345		9445	
2020/3/3	8929	8929	8673	8787	4061	4837	8865	331	8980	201	9090	573	9190		9290	
2020/3/4	8787	8857	8696	8757	2024	4771	8845	122	8955	27	9060	33	9160		9260	
2020/3/5	8764	9174	8757	9083	4006	4751	9270	183	9390	58	9490	29	9590	1	9690	
2020/3/6	9083	9183	9009	9132	1944	4743	9265	75	9385	18	9485	24	9540		9615	
2020/3/9	8183	8258	7663	7886	11291	4836	7900	595	7970	369	8005	817	8060		8135	
2020/3/10	7886	8163	7770	7968	5551	4368	8045	329	8110	85	8150	70	8205		8280	
2020/3/11	7968	7994	7616	7994	4251	4315	7905	200	7970	58	8010	83	8065		8140	
2020/3/12	7974	7987	5583	5784	17840	4396	6035	1080	6075	320	6100	405	6155	1	6230	
2020/3/13	5807	5984	3967	5438	17920	4840	5375	1799	5375	363	5370	226	5425	1	5500	
2020/3/16	5359	5447	4460	4941	16612	4675	4945	1385	4935	193	4935	155	4985		5060	
2020/3/17	4943	5525	4933	5462	7961	4474	5410	554	5415	215	5430	117	5480		5555	
2020/3/18	5456	5462	5030	5353	10334	4171	5345	1283	5370	122	5390	183	5440		5515	
2020/3/19	5362	6418	5266	6297	10163	4030	6270	785	6285	143	6315	272	6375	1	6405	1
2020/3/20	6297	6892	5688	5963	8660	3638	6230	1382	6245	250	6275	241	6300		6315	
2020/3/23	5886	6614	5705	6468	9757	3734	6310	1178	6330	67	6345	183	6370		6400	
2020/3/24	6468	6835	6410	6784	9152	3909	6745	1186	6755	51	6775	78	6820		6855	
2020/3/25	6784	6978	6485	6707	6199	3855	6660	907	6675	27	6690	90	6725		6760	
2020/3/26	6698	6793	6545	6725	5076	3907	6695	1505	6720	35	6740	37	6770		6790	
2020/3/27	6725	6873	6596	6693	2565	3621	6680	2372	6710	117	6735	76	6760		6780	
2020/3/30	5914	6579	5875	6545	4769	3807	6380	4341	6405	235	6425	193	6450		6450	
2020/3/31	6549	6614	6353	6460	2591	3947	6475	2305	6495	152	6530	134	6550		6550	
2020/4/1	6460	6468	6173	6378	2788	4270	6210	2656	6225	83	6255	48	6275		6275	1
2020/4/2	6378	7236	6373	6845	10302	4992	6865	9591	6900	402	6935	305	6945	4	6975	
2020/4/3	6840	7042	6623	6789	4287	4907	6800	3943	6845	178	6865	166	6880	4	6910	
2020/4/6	6770	7321	6770	7299	11232	5037	7330	10939	7390	129	7415	125	7420	8	7430	28
2020/4/7	7299	7463	7087	7184	9135	5448	7330	7749	7405	931	7430	447	7435	5	7440	
2020/4/8	7179	7424	7143	7337	3657	5009	7335	3066	7390	344	7425	220	7450	27	7445	
2020/4/9	7337	7396	7128	7315	3003	4896	7290	2793	7350	76	7365	101	7385	31	7395	
2020/4/13	7133	7148	6618	6840	6383	5273	6810	5395	6820	441	6825	408	6825	108	6820	26
2020/4/14	6845	6983	6780	6859	2481	5538	6950	2232	6965	136	6965	109	6975	4	6970	26
2020/4/15	6863	6935	6698	6739	2454	5456	6740	2144	6755	246	6755	51	6770	6	6760	3
2020/4/16	6743	7128	6498	7082	6942	5858	7105	6364	7125	363	7155	195	7170	5	7170	3
2020/4/17	7082	7205	7008	7077	2175	5862	7080	1863	7115	190	7125	120	7150	1	7145	1
2020/4/20	7205	7220	6775	6868	4734	5781	6795	4302	6815	297	6825	127	6835	3	6860	5
2020/4/21	6863	6949	6789	6901	3815	5648	6890	2879	6900	722	6910	174	6920	35	6945	5
2020/4/22	6901	7163	6835	7102	4674	5785	7115	3504	7155	885	7160	264	7190	19	7195	2
2020/4/23	7102	7728	7042	7599	13285	6128	7540	8039	7625	4094	7660	1128	7670	22	7670	2
2020/4/24	7605	7605	7418	7530	3068	5478	7461	1124	7595	2367	7610	695	7635	2	7640	4
2020/4/27	7634	7782	7593	7740	3370	5891	---	---	7780	2872	7795	480	7805	13	7805	3
2020/4/28	7740	7788	7675	7740	2459	6111	---	---	7780	1762	7785	639	7805	41	7810	16
2020/4/29	7740	8945	7728	8865	11339	6852	---	---	8825	9729	8860	1535	8875	59	8885	16
2020/4/30	8865	9461	8418	8764	11331	6681	---	---	8930	10524	8950	734	8990	52	9010	12
2020/5/1	8764	9058	8606	8734	5615	---	---	---	8840	5117	8850	484	8870	12	8880	2



Date	日経平均(^N225)					CME日経平均先物ドル建て(NKD)					CME日経平均先物円建て(NIY)					USDJPY
	Open	High	Low	Close	Volume	Open	High	Low	Close	Volume	Open	High	Low	Close	Volume	
2020-05-01	19,991.97	20,000.25	19,551.73	19,619.35	86,600.0	19,690.0	19,765.0	19,480.0	19,535.0	2,283,485	19,650.0	19,720.0	19,445.0	19,505.0	15,519,688	106.85
2020-04-30	20,105.68	20,365.89	20,084.83	20,193.69	103,400.0	20,380.0	20,410.0	19,780.0	19,975.0	3,624,045	20,330.0	20,355.0	19,740.0	19,915.0	28,267,671	107.16
2020-04-29						20,305.0	20,560.0	20,140.0	20,360.0	1,079,635	20,255.0	20,285.0	20,090.0	20,125.0	1,880,730	106.63
2020-04-28	19,776.18	19,841.78	19,638.48	19,771.19	68,600.0	19,760.0	20,200.0	19,720.0	20,025.0	2,167,134	19,695.0	20,140.0	19,660.0	19,970.0	18,174,688	106.86
2020-04-27	19,410.84	19,819.06	19,410.18	19,783.22	77,600.0	19,755.0	19,890.0	19,735.0	19,830.0	2,320,607	19,685.0	19,830.0	19,655.0	19,765.0	15,448,371	107.26
2020-04-26						19,475.0	19,525.0	19,405.0	19,515.0	10,661	19,415.0	19,460.0	19,340.0	19,450.0	25,802	
2020-04-24	19,331.86	19,352.24	19,175.38	19,262.00	84,700.0	19,325.0	19,525.0	19,215.0	19,485.0	1,240,461	19,255.0	19,465.0	19,150.0	19,430.0	12,149,224	107.41
2020-04-23	19,313.04	19,429.44	19,221.54	19,429.44	72,600.0	19,340.0	19,725.0	19,335.0	19,390.0	2,037,957	19,285.0	19,655.0	19,270.0	19,325.0	19,749,474	107.61
2020-04-22	19,109.18	19,137.95	18,858.25	19,137.95	76,400.0	19,095.0	19,410.0	19,005.0	19,305.0	1,797,884	19,020.0	19,230.0	18,925.0	19,165.0	6,060,567	107.75
2020-04-21	19,479.83	19,529.06	19,193.22	19,280.78	79,400.0	19,290.0	19,450.0	19,055.0	19,140.0	2,997,741	19,205.0	19,370.0	18,970.0	19,055.0	22,122,377	107.74
2020-04-20	19,689.85	19,784.38	19,611.79	19,669.12	65,000.0	19,785.0	19,820.0	19,385.0	19,475.0	2,196,959	19,700.0	19,730.0	19,295.0	19,400.0	14,374,035	107.64
2020-04-19						19,570.0	19,660.0	19,530.0	19,640.0	8,653	19,475.0	19,580.0	19,455.0	19,550.0	39,681	
2020-04-17	19,575.85	19,922.07	19,554.70	19,897.26	87,800.0	19,820.0	20,010.0	19,465.0	19,675.0	3,651,705	19,730.0	19,910.0	19,365.0	19,580.0	22,813,157	107.58
2020-04-16	19,311.30	19,362.17	19,154.41	19,290.20	81,400.0	19,305.0	19,880.0	19,095.0	19,690.0	2,693,966	19,215.0	19,780.0	18,990.0	19,655.0	17,097,205	108.04
2020-04-15	19,589.25	19,660.68	19,465.95	19,550.09	94,100.0	19,685.0	19,730.0	19,265.0	19,345.0	2,683,340	19,590.0	19,635.0	19,175.0	19,250.0	18,776,821	107.41
2020-04-14	19,150.30	19,705.99	19,093.12	19,638.81	81,900.0	19,590.0	19,825.0	19,540.0	19,625.0	2,924,721	19,465.0	19,695.0	19,420.0	19,520.0	20,904,997	107.14
2020-04-13	19,312.04	19,355.04	19,014.32	19,043.40	65,600.0	19,320.0	19,320.0	19,075.0	19,230.0	2,088,956	19,155.0	19,185.0	18,945.0	19,095.0	12,340,140	107.73
2020-04-12						19,750.0	19,750.0	19,150.0	19,330.0	25,907						
2020-04-09	19,376.00	19,406.96	19,158.55	19,345.77	82,300.0	19,430.0	19,760.0	19,285.0	19,625.0	3,259,907	19,300.0	19,620.0	19,135.0	19,485.0	25,424,974	108.49
2020-04-08	19,047.76	19,454.34	18,730.80	19,353.24	105,900.0	19,205.0	19,595.0	18,955.0	19,130.0	5,141,118	19,045.0	19,435.0	18,790.0	19,305.0	33,713,857	108.85
2020-04-07	18,878.86	19,162.52	18,553.14	18,950.18	108,200.0	18,740.0	20,030.0	18,740.0	19,490.0	5,866,610	18,580.0	19,860.0	18,580.0	19,025.0	34,880,993	108.77
2020-04-06	17,857.99	18,672.26	17,802.62	18,576.30	105,700.0	18,375.0	19,140.0	18,350.0	19,060.0	3,924,842	18,190.0	18,985.0	18,160.0	18,895.0	37,388,009	109.22
2020-04-05																
2020-04-03	17,951.44	18,059.15	17,646.50	17,820.19	96,000.0	17,955.0	18,075.0	17,765.0	17,890.0	1,567,103	17,765.0	17,875.0	17,570.0	17,700.0	18,241,777	108.42
2020-04-02	17,934.42	18,132.04	17,707.66	17,818.72	107,300.0	18,150.0	18,335.0	17,740.0	18,110.0	3,485,387	17,940.0	18,135.0	17,520.0	17,940.0	27,758,942	107.86
2020-04-01	18,686.12	18,784.25	17,871.62	18,065.41	105,800.0	18,800.0	18,800.0	17,780.0	18,015.0	2,416,126	18,585.0	18,585.0	17,565.0	17,810.0	34,228,376	107.13
2020-03-31	19,181.90	19,336.19	18,834.16	18,917.01	122,200.0	19,325.0	19,350.0	18,700.0	18,755.0	4,227,843	19,035.0	19,100.0	18,480.0	18,535.0	29,788,403	107.53
2020-03-30	18,884.07	19,084.97	18,578.20	19,084.97	121,000.0	19,025.0	19,455.0	18,730.0	19,335.0	4,359,275	18,760.0	19,175.0	18,445.0	19,065.0	30,373,991	107.85
2020-03-29						18,565.0	19,085.0	18,465.0	18,990.0	28,350	18,290.0	18,755.0	18,170.0	18,675.0	115,923	
2020-03-27	19,021.97	19,389.43	18,832.21	19,389.43	148,900.0	19,345.0	19,575.0	18,840.0	18,910.0	2,423,954	18,980.0	19,205.0	18,500.0	18,565.0	41,826,112	107.97
2020-03-26	19,234.77	19,240.29	18,512.81	18,664.60	128,100.0	19,220.0	19,525.0	18,700.0	19,430.0	3,162,689	18,715.0	19,170.0	18,220.0	19,095.0	44,382,695	109.33
2020-03-25	18,446.80	19,564.38	18,446.80	19,546.63	147,700.0	19,380.0	19,750.0	18,840.0	19,260.0	3,419,217	18,925.0	19,455.0	18,365.0	18,770.0	67,659,605	111.02
2020-03-24	17,206.88	18,100.39	17,197.14	18,092.35	147,300.0	18,030.0	19,590.0	17,895.0	19,260.0	3,739,027	17,560.0	19,145.0	17,415.0	18,940.0	57,873,831	111.20
2020-03-23	16,570.57	17,049.03	16,480.95	16,887.78	170,300.0	17,020.0	18,220.0	16,935.0	17,955.0	4,374,586	16,635.0	17,665.0	16,560.0	17,455.0	74,142,649	110.99
2020-03-22						17,060.0	17,060.0	16,600.0	16,760.0	56,313	16,600.0	16,600.0	16,060.0	16,380.0	307,278	
2020-03-20	16,995.77	17,160.97	16,358.19	16,552.83	198,900.0	17,490.0	18,220.0	17,250.0	17,300.0	2,796,002	16,955.0	17,845.0	16,880.0	16,940.0	26,641,559	110.77
2020-03-19	17,154.08	16,698.46	16,698.46	16,726.55	177,200.0	16,365.0	17,780.0	16,365.0	17,340.0	14,198,881	16,155.0	17,335.0	16,155.0	17,095.0	47,561,273	110.86
2020-03-18	16,726.95	17,557.04	16,378.94	17,011.53	198,800.0	17,165.0	17,445.0	16,205.0	17,185.0	8,685,924	16,950.0	17,015.0	15,995.0	16,950.0	47,952,017	108.01
2020-03-17	17,586.08	17,785.76	16,914.45	17,002.04	158,100.0	17,105.0	17,465.0	16,470.0	17,020.0	8,801,402	16,875.0	17,210.0	16,215.0	16,800.0	53,001,083	107.26
2020-03-16						17,385.0	17,760.0	16,060.0	16,635.0	10,526,404	17,230.0	17,590.0	15,860.0	16,390.0	53,833,804	106.27
2020-03-15						18,240.0	18,240.0	17,035.0	17,480.0	34,024	18,025.0	18,025.0	16,810.0	17,300.0	177,962	
2020-03-13	18,183.47	18,184.46	16,690.60	17,431.05	233,400.0	17,055.0	18,610.0	16,965.0	18,120.0	4,481,189	16,755.0	18,235.0	16,520.0	17,910.0	72,190,248	107.61
2020-03-12	19,064.51	19,142.18	18,339.27	18,559.63	164,600.0	18,390.0	18,825.0	16,875.0	17,190.0	8,812,814	18,390.0	18,820.0	16,585.0	16,760.0	66,911,908	104.79
2020-03-11	19,758.26	19,974.83	19,392.25	19,416.06	129,200.0	19,600.0	19,670.0	18,935.0	18,935.0	9,415,678	19,600.0	19,665.0	18,920.0	18,920.0	46,777,233	104.73
2020-03-10	19,474.89	19,970.35	18,891.77	19,867.12	164,700.0	19,655.0	20,190.0	19,030.0	19,610.0	20,090,699	19,665.0	20,190.0	19,020.0	19,605.0	80,685,885	105.10
2020-03-09	20,343.31	20,347.19	19,472.26	19,698.76	170,300.0	19,615.0	19,670.0	18,520.0	19,350.0	19,172,580	19,610.0	19,665.0	18,505.0	19,340.0	86,503,176	102.44
2020-03-08						20,150.0	20,150.0	19,490.0	19,900.0	145,520	20,110.0	20,110.0	19,480.0	19,620.0	208,773	
2020-03-06	21,009.80	21,061.20	20,613.91	20,749.75	111,700.0	20,705.0	20,810.0	20,220.0	20,445.0	16,439,619	20,700.0	20,800.0	20,210.0	20,425.0	59,633,042	105.48
2020-03-05	21,399.87	21,399.87	21,220.76	21,329.12	85,700.0	21,265.0	21,380.0	20,745.0	20,960.0	8,850,608	21,255.0	21,370.0	20,740.0	20,950.0	33,007,859	106.19
2020-03-04	20,897.20	21,245.93	20,862.05	21,100.06	94,600.0	21,145.0	21,460.0	21,045.0	21,385.0	11,506,318	21,145.0	21,455.0	21,040.0	21,400.0	38,156,964	107.54
2020-03-03	21,651.99	21,719.78	21,082.73	21,082.73	105,300.0	21,205.0	21,520.0	20,695.0	20,840.0	18,505,749	21,200.0	21,505.0	20,685.0	20,835.0	63,979,091	107.16
2020-03-02	20,849.79	21,593.11	20,834.29	21,344.08	123,700.0	21,355.0	21,610.0	20,695.0	21,605.0	27,541,345	21,335.0	21,605.0	20,685.0	21,590.0	94,045,641	108.28
2020-03-01						20,715.0	20,845.0	20,520.0	20,745.0	45,048	20,670.0	20,825.0	20,505.0	20,760.0	133,647	
2020-02-28	21,518.01	21,528.13	20,916.40	21,142.96	148,500.0	21,050.0	21,270.0	20,480.0	21,140.0	31,799,442	21,040.0	21,260.0	20,460.0	21,150.0	137,365,752	107.91
2020-02-27	22,255.83	22,272.26	21,844.29	21,948.23	106,200.0	21,860.0	22,135.0	21,165.0	21,380.0	28,422,034	21,845.0	22,115.0	21,150.0	21,380.0	76,548,996	109.54
2020-02-26	22,374.14	22,456.55	22,127.42	22,426.19	99,											

過去5日及び過去4週の4本値と各種ピボット

2020/04/27 ~ 2020/05/01

USD/JPY						Demark								Pivot					Fibonacci Zone																	
当日のOHLCLから計算される翌日の						TD Range Projection				TD pivot points				StopLoss					3-days AVG					Support Zone 2		Support Zone 1		BP	Resistance Zone 1		Resistance Zone 2					
日足	Open	High	Low	Close	値幅/日	引け形態	真の高値	真の安値	予想高値	予想安値	予想高値	予想安値	LBOP	S2	S1	PP	R1	R2	HBOP	3-days AVG	Support Zone 2	Support Zone 1	BP	Resistance Zone 1	Resistance Zone 2											
2020/04/27	107.55	107.62	106.99	107.26	63p	陰線引け	-	-	-	-	-	-	106.33	106.66	106.96	107.29	107.59	107.92	108.22		106.42	106.66	106.90	107.29	107.61	107.92	108.22	108.54	108.85	109.16	109.47	109.78	108.16	108.47		
2020/04/28	107.26	107.34	106.56	106.86	78p	陰線引け	107.34	106.56	107.10	106.32	107.10	106.32	105.72	106.14	106.50	106.92	107.28	107.70	108.05		105.85	106.16	106.44	106.87	107.29	107.61	107.92	108.22	108.54	108.85	109.16	109.47	109.78	108.16	108.47	
2020/04/29	106.87	106.89	106.36	106.63	53p	陰線引け	106.89	106.36	106.76	106.23	106.76	106.23	105.84	106.10	106.37	106.63	106.90	107.16	107.43	106.95	Bear	105.90	106.10	106.30	106.36	106.63	106.90	107.16	107.43	107.70	107.97	108.24	108.51	108.78	108.05	108.32
2020/04/30	106.64	107.50	106.41	107.16	109p	陽線引け	107.50	106.41	107.88	106.79	107.88	106.79	105.46	105.93	106.55	107.02	107.64	108.12	108.73	106.86	Bull	105.51	105.93	106.35	106.48	107.02	107.57	108.12	108.67	109.22	109.77	108.12	108.53	108.94	109.35	109.76
2020/05/01	107.16	107.41	106.61	106.85	80p	陰線引け	107.41	106.61	107.13	106.33	107.13	106.33	105.71	106.16	106.50	106.95	107.30	107.75	108.10	106.87	Bull	105.85	106.16	106.46	106.56	106.95	107.35	107.45	107.75	108.06	108.36	108.67	108.97	109.28	109.59	109.90
週足	Open	High	Low	Close	値幅/週	引け形態	真の高値	真の安値	予想高値	予想安値	予想高値	予想安値	LBOP	S2	S1	PP	R1	R2	HBOP	3-days AVG	Support Zone 2	Support Zone 1	BP	Resistance Zone 1	Resistance Zone 2											
2020/04/06 ~ 2020/04/10	108.46	109.38	108.21	108.41	117p	陰線引け	-	-	-	-	-	-	106.79	107.50	107.96	108.67	109.12	109.83	110.29		107.05	107.50	107.95	108.08	108.67	109.25	109.39	109.83	110.28	110.72	111.16	111.60	112.04	112.48	112.92	
2020/04/13 ~ 2020/04/17	108.46	108.53	106.93	107.58	160p	陰線引け	108.53	107.58	108.05	107.11	108.05	107.11	105.24	106.09	106.83	107.68	108.43	109.28	110.02		105.48	106.09	106.69	106.88	107.68	108.48	108.67	109.28	109.88	110.48	111.08	111.68	112.28	112.88	113.48	
2020/04/20 ~ 2020/04/24	107.57	108.04	107.29	107.41	75p	陰線引け	108.04	107.29	107.72	106.98	107.72	106.98	106.37	106.83	107.12	107.58	107.87	108.33	108.61	107.98	Bear	106.55	106.83	107.12	107.21	107.58	107.95	108.04	108.33	108.61	108.89	109.17	109.45	109.73	109.99	
2020/04/27 ~ 2020/05/01	107.55	107.62	106.36	106.85	126p	陰線引け	107.62	106.36	107.24	105.98	107.24	105.98	105.01	105.69	106.27	106.95	107.53	108.20	108.79	107.40	Bear	105.21	105.69	106.17	106.32	106.95	107.57	107.72	108.20	108.69	109.18	109.67	109.99	110.48	110.97	

EUR/JPY						Demark								Pivot					Fibonacci Zone																
当日のOHLCLから計算される翌日の						TD Range Projection				TD pivot points				StopLoss					3-days AVG					Support Zone 2		Support Zone 1		BP	Resistance Zone 1		Resistance Zone 2				
日足	Open	High	Low	Close	値幅/日	引け形態	真の高値	真の安値	予想高値	予想安値	予想高値	予想安値	LBOP	S2	S1	PP	R1	R2	HBOP	3-days AVG	Support Zone 2	Support Zone 1	BP	Resistance Zone 1	Resistance Zone 2										
2020/04/27	116.39	116.51	116.05	116.18	46p	陰線引け	-	-	-	-	-	-	115.51	115.78	115.98	116.25	116.44	116.71	116.91		115.60	115.78	115.96	116.01	116.25	116.48	116.71	116.94	117.17	117.40	117.63	117.86	118.09	118.32	
2020/04/28	116.16	116.27	115.60	115.64	66p	陰線引け	116.27	115.60	115.95	115.29	115.95	115.29	114.75	115.18	115.41	115.84	116.07	116.50	116.73		114.92	115.18	115.43	115.51	115.84	116.17	116.25	116.50	116.75	117.00	117.25	117.50	117.75	118.00	
2020/04/29	115.66	116.07	115.45	115.96	62p	陽線引け	116.07	115.45	116.33	115.71	116.33	115.71	114.97	115.21	115.59	115.83	116.20	116.45	116.82	115.97	Bear	114.97	115.21	115.45	115.52	115.83	116.14	116.21	116.45	116.68	116.91	117.14	117.37	117.60	117.83
2020/04/30	115.96	117.77	115.55	117.36	222p	陽線引け	117.77	115.55	118.68	116.46	118.68	116.46	113.80	114.68	116.02	116.90	118.24	119.12	120.46	116.19	Bull	113.83	114.68	115.52	115.79	116.90	118.01	118.27	119.12	119.97	120.82	121.67	122.52	123.37	124.22
2020/05/01	117.36	117.76	117.02	117.32	75p	陰線引け	117.76	117.02	117.54	116.79	117.54	116.79	116.22	116.62	116.97	117.37	117.72	118.11	118.46	116.70	Bull	116.33	116.62	116.91	116.99	117.37	117.74	118.11	118.41	118.70	119.00	119.30	119.60	119.90	120.20
週足	Open	High	Low	Close	値幅/週	引け形態	真の高値	真の安値	予想高値	予想安値	予想高値	予想安値	LBOP	S2	S1	PP	R1	R2	HBOP	3-days AVG	Support Zone 2	Support Zone 1	BP	Resistance Zone 1	Resistance Zone 2										
2020/04/06 ~ 2020/04/10	117.27	119.04	117.17	118.61	186p	陽線引け	-	-	-	-	-	-	115.65	116.41	117.51	118.27	119.37	120.13	121.23		115.70	116.41	117.12	117.34	118.27	119.20	119.42	120.13	121.03	121.93	122.83	123.73	124.63	125.53	
2020/04/13 ~ 2020/04/17	118.68	118.73	116.56	116.92	217p	陰線引け	118.73	116.92	117.83	116.02	117.83	116.02	113.91	115.23	116.08	117.40	118.25	119.57	120.42		114.40	115.23	116.06	116.32	117.40	118.49	118.74	119.57	120.40	121.23	122.06	122.89	123.72	124.55	125.38
2020/04/20 ~ 2020/04/24	116.98	117.29	115.55	116.10	175p	陰線引け	117.29	115.55	116.70	114.95	116.70	114.95	113.59	114.57	115.33	116.31	117.08	118.06	118.83	117.33	Bear	113.90	114.57	115.23	115.44	116.31	117.19	117.39	118.06	118.73	119.40	120.07	120.74	121.41	122.08
2020/04/27 ~ 2020/05/01	116.39	117.77	115.45	117.32	232p	陽線引け	117.77	115.45	118.71	116.39	118.71	116.39	113.60	114.53	115.92	116.85	118.24	119.17	120.57	116.85	Bear	113.64	114.53	115.41	115.69	116.85	118.01	118.28	119.17	120.06	120.95	121.84	122.73	123.62	124.51

EUR/USD						Demark								Pivot					Fibonacci Zone															
当日のOHLCLから計算される翌日の						TD Range Projection				TD pivot points				StopLoss					3-days AVG					Support Zone 2		Support Zone 1		BP	Resistance Zone 1		Resistance Zone 2			
日足	Open	High	Low	Close	値幅/日	引け形態	真の高値	真の安値	予想高値	予想安値	予想高値	予想安値	LBOP	S2	S1	PP	R1	R2	HBOP	3-days AVG	Support Zone 2	Support Zone 1	BP	Resistance Zone 1	Resistance Zone 2									
2020/04/27	1.0822	1.0860	1.0811	1.0832	49p	陰線引け	-	-	-	-	-	-	1.0760	1.0786	1.0809	1.0834	1.0857	1.0883	1.0906		1.0767	1.0786	1.0804	1.0810	1.0834	1.0859	1.0885	1.0911	1.0936	1.0961	1.0987	1.1012	1.1037	1.1062
2020/04/28	1.0831	1.0888	1.0810	1.0822	79p	陰線引け	1.0888	1.0810	1.0855	1.0777	1.0855	1.0777	1.0713	1.0762	1.0792	1.0840	1.0870	1.0919	1.0949		1.0732	1.0762	1.0792	1.0801	1.0840	1.0879	1.0889	1.0919	1.0925	1.0950	1.0975	1.1000	1.1025	1.1050
2020/04/29	1.0822	1.0886	1.0820	1.0875	65p	陽線引け	1.0886	1.0820	1.0913	1.0848	1.0913	1.0848	1.0770	1.0795	1.0835	1.0860	1.0900	1.0925	1.0965	1.0845	Bull	1.0770	1.0795	1.0820	1.0828	1.0860	1.0893	1.0901	1.0925	1.0950	1.0975	1.1000	1.1025	1.1050
2020/04/30	1.0875	1.0973	1.0833	1.0952	139p	陽線引け	1.0973	1.0833	1.1032	1.0892	1.1032	1.0892	1.0726	1.0780	1.0866	1.0919	1.1005	1.1058	1.1144	1.0873	Bull	1.0727	1.0780	1.0833	1.0849	1.0919	1.0989	1.1005	1.1058	1.1112	1.1165	1.1218	1.1271	1.1324
2020/05/01	1.0951	1.1016	1.0935	1.0980	82p	陰線引け	1.1016	1.0935	1.1039	1.0957	1.1039	1.0957	1.0856	1.0895	1.0938	1.0977	1.1019	1.1059	1.1141	1.0919	Bull	1.0864	1.0895	1.0926	1.0936	1.0977	1.1018	1.1027	1.1059	1.1090	1.1121	1.1152	1.1183	1.1214
週足	Open	High	Low	Close	値幅/週	引け形態	真の高値	真の安値	予想高値	予想安値	予想高値	予想安値	LBOP	S2	S1	PP	R1	R2	HBOP	3-days AVG	Support Zone 2	Support Zone 1	BP	Resistance Zone 1	Resistance Zone 2									
2020/04/06 ~ 2020/04/09	1.0856	1.0952	1.0769	1.0929	183p	陽線引け	-	-	-	-	-	-	1.0631	1.0700	1.0714	1.0883	1.0998	1.1066	1.1181		1.0630	1.0714	1.0770	1.0792	1.0883	1.0975	1.1096	1.1166	1.1236	1.1306	1.1376	1.1446	1.1516	
2020/04/13 ~ 2020/04/1																																		

IMM扱い8通貨/ダウ/日経/金/オイル/主要クロス円の過去5日及び過去5週の4本値

AUDUSD					CADUSD					CHFUSD				
Date	Open	High	Low	Close	Date	Open	High	Low	Close	Date	Open	High	Low	Close
2020/05/01	0.6502	0.6506	0.6410	0.6422	2020/05/01	0.7173	0.7173	0.7088	0.7112	2020/05/01	1.0352	1.0429	1.0342	1.0403
2020/04/30	0.6557	0.6570	0.6490	0.6502	2020/04/30	0.7204	0.7220	0.7164	0.7172	2020/04/30	1.0266	1.0375	1.0247	1.0352
2020/04/29	0.6490	0.6560	0.6490	0.6557	2020/04/29	0.7142	0.7206	0.7141	0.7204	2020/04/29	1.0260	1.0296	1.0238	1.0266
2020/04/28	0.6465	0.6514	0.6434	0.6490	2020/04/28	0.7131	0.7176	0.7106	0.7142	2020/04/28	1.0257	1.0287	1.0204	1.0259
2020/04/27	0.6388	0.6472	0.6383	0.6465	2020/04/27	0.7095	0.7135	0.7084	0.7131	2020/04/27	1.0275	1.0296	1.0239	1.0257

CNYUSD					EURUSD					GBPUSD				
Date	Open	High	Low	Close	Date	Open	High	Low	Close	Date	Open	High	Low	Close
2020/05/01	0.1410	0.1410	0.1402	0.1404	2020/05/01	1.0951	1.1016	1.0935	1.0980	2020/05/01	1.2596	1.2601	1.2483	1.2510
2020/04/30	0.1414	0.1418	0.1413	0.1417	2020/04/30	1.0875	1.0973	1.0833	1.0952	2020/04/30	1.2471	1.2643	1.2429	1.2596
2020/04/29	0.1412	0.1413	0.1411	0.1412	2020/04/29	1.0822	1.0886	1.0820	1.0875	2020/04/29	1.2425	1.2486	1.2389	1.2472
2020/04/28	0.1410	0.1413	0.1409	0.1412	2020/04/28	1.0831	1.0888	1.0810	1.0822	2020/04/28	1.2427	1.2518	1.2404	1.2425
2020/04/27	0.1411	0.1413	0.1411	0.1411	2020/04/27	1.0822	1.0860	1.0811	1.0832	2020/04/27	1.2368	1.2455	1.2360	1.2427

JPYUSD					MXNUSD					NZDUSD				
Date	Open	High	Low	Close	Date	Open	High	Low	Close	Date	Open	High	Low	Close
2020/05/01	0.9332	0.9380	0.9311	0.9359	2020/05/01	4.1408	4.1429	4.0219	4.0641	2020/05/01	0.6121	0.6124	0.6047	0.6057
2020/04/30	0.9378	0.9398	0.9302	0.9331	2020/04/30	4.2124	4.2282	4.1361	4.1408	2020/04/30	0.6135	0.6176	0.6107	0.6121
2020/04/29	0.9357	0.9402	0.9355	0.9378	2020/04/29	4.1131	4.2124	4.1104	4.2124	2020/04/29	0.6057	0.6138	0.6055	0.6135
2020/04/28	0.9323	0.9384	0.9316	0.9358	2020/04/28	4.0428	4.1290	4.0216	4.1131	2020/04/28	0.6042	0.6073	0.5992	0.6057
2020/04/27	0.9298	0.9346	0.9292	0.9323	2020/04/27	4.0060	4.0511	3.9971	4.0428	2020/04/27	0.6013	0.6076	0.6011	0.6042

Nikkei 225 - Japan (NIX)					出来高	
Date	Open	High	Low	Close	(ドル建て終値)	出来高
2020/05/01	19991.97	19999.26	19551.73	19619.35	183.61	0 1363280400
2020/04/30	20105.68	20365.89	20084.83	20193.69	188.44	1034414900 1715970400
2020/04/29	--non--	--non--	--non--	--non--	--non--	0 0
2020/04/28	19776.18	19841.78	19638.48	19771.19	185.02	685789600 1225992800
2020/04/27	19410.84	19818.50	19410.18	19783.22	184.44	775758100 1244739100
週4本値	19410.84	20365.89	19410.18	19619.35	183.61	(N225銘柄計) (東証一部全体計)

XAUUSD				
Date	Open	High	Low	Close
2020/05/01	1686.93	1705.40	1670.59	1699.23
2020/04/30	1714.05	1721.25	1681.05	1686.86
2020/04/29	1708.59	1717.69	1698.11	1713.32
2020/04/28	1713.26	1716.17	1692.40	1708.08
2020/04/27	1728.52	1728.52	1706.09	1714.14
週4本値	1728.52	1728.52	1670.59	1699.23

Dow Jones Industrial - USA (DJIA)					出来高
Date	Open	High	Low	Close	出来高
2020/05/01	24120.78	24120.78	23645.30	23723.69	0
2020/04/30	24585.57	24585.57	24186.90	24345.72	145377145
2020/04/29	24490.37	24764.77	24453.99	24633.86	105796477
2020/04/28	24357.17	24512.24	24031.20	24101.55	91781317
2020/04/27	23866.15	24207.65	23840.61	24133.78	90572749
週4本値	23866.15	24764.77	23645.30	23723.69	

Historical Data by

 Arrangement by


Crude Light Oil					出来高
Date	Open	High	Low	Close	出来高
2020/05/01	19.04	20.48	18.07	19.78	1201077
2020/04/30	15.64	19.44	15.45	18.84	1605360
2020/04/29	13.35	16.78	12.67	15.06	1448973
2020/04/28	12.96	13.69	10.07	12.34	2133571
2020/04/27	16.84	16.98	11.88	12.78	1460718
週4本値	16.84	20.48	10.07	19.78	

USDJPY					EURJPY					GBPJPY				
日付	始値	高値	安値	終値	日付	始値	高値	安値	終値	日付	始値	高値	安値	終値
2020/05/01	107.16	107.41	106.61	106.85	2020/05/01	117.36	117.76	117.02	117.32	2020/05/01	134.98	135.08	133.37	133.67
2020/04/30	106.64	107.50	106.41	107.16	2020/04/30	115.96	117.77	115.55	117.36	2020/04/30	132.99	135.45	132.67	134.98
2020/04/29	106.87	106.89	106.36	106.63	2020/04/29	115.66	116.07	115.45	115.96	2020/04/29	132.79	133.09	131.95	132.99
2020/04/28	107.26	107.34	106.56	106.86	2020/04/28	116.16	116.27	115.60	115.64	2020/04/28	133.30	133.56	132.74	132.77
2020/04/27	107.55	107.62	106.99	107.26	2020/04/27	116.39	116.51	116.05	116.18	2020/04/27	133.02	133.57	132.83	133.29

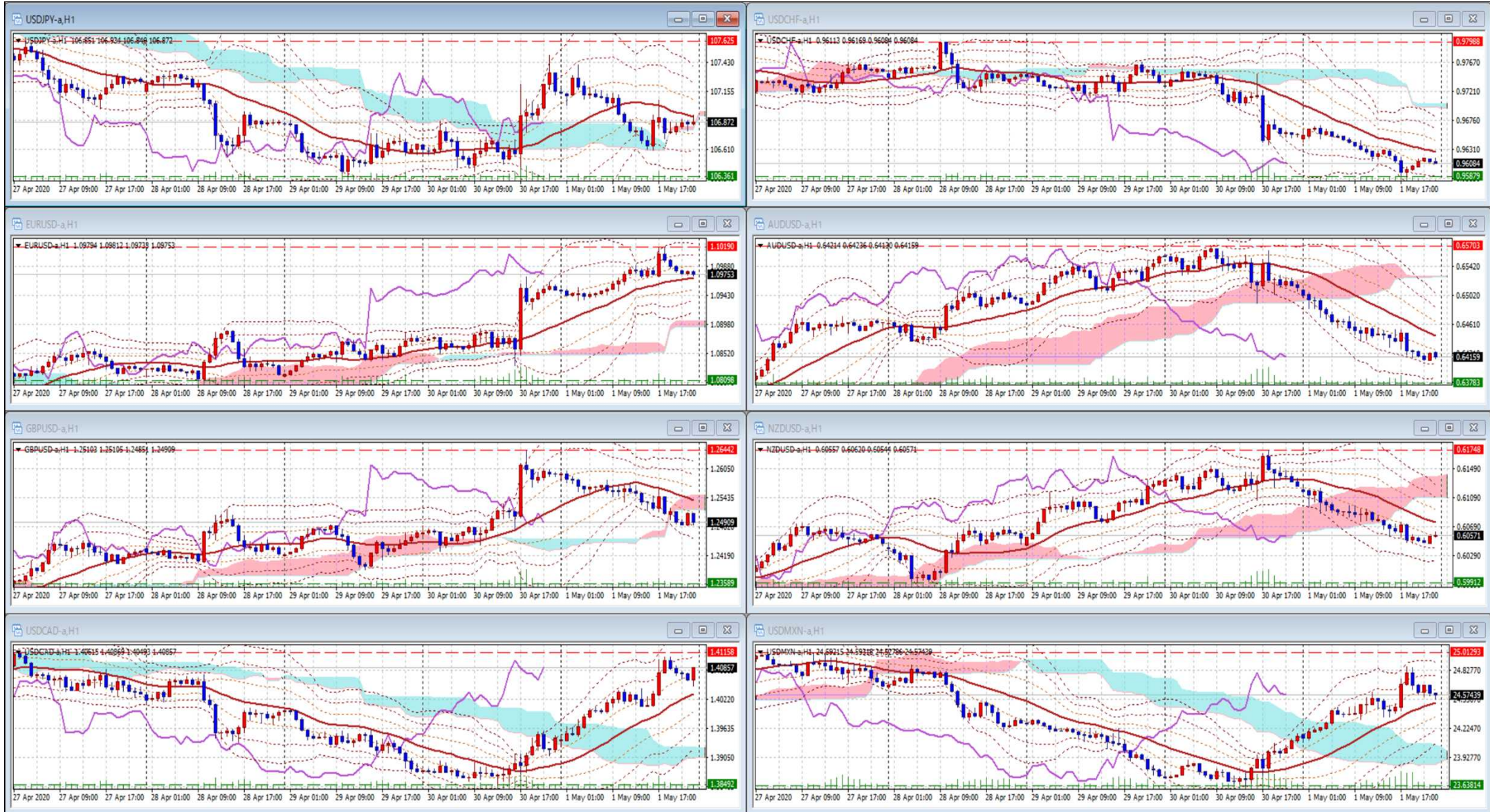
USDJPY Weekly					EURJPY Weekly					GBPJPY Weekly				
日付	始値	高値	安値	終値	日付	始値	高値	安値	終値	日付	始値	高値	安値	終値
2020/05/01	107.55	107.62	106.36	106.85	2020/05/01	116.39	117.77	115.45	117.32	2020/05/01	133.02	135.45	131.95	133.67
2020/04/24	107.57	108.04	107.29	107.41	2020/04/24	116.98	117.29	115.55	116.10	2020/04/24	134.49	134.72	131.91	132.80
2020/04/17	108.46	108.53	106.93	107.58	2020/04/17	118.68	118.73	116.56	116.92	2020/04/17	135.20	135.50	133.67	134.44
2020/04/10	108.46	109.38	108.21	108.41	2020/04/10	117.27	119.04	117.17	118.61	2020/04/10	132.60	135.75	132.60	135.12
2020/04/03	107.75	108.73	106.93	108.42	2020/04/03	119.88	120.01	116.36	117.21	2020/04/03	134.18	134.62	132.50	132.93

先週のIMM取り扱い対ドル8通貨チャート

※ 赤点線は適最高値/青天線は適最低値、BB中心線はSMA21

2020/04/27 ~ 2020/05/01

Chart by OANDA Japan MetaTrader4



Pivot Maker Ver 3.0 by FX_勝てば官軍?

<http://fx.najirane.com>