

JAPANESE YEN - CHICAGO MERCANTILE EXCHANGE

Code-097741

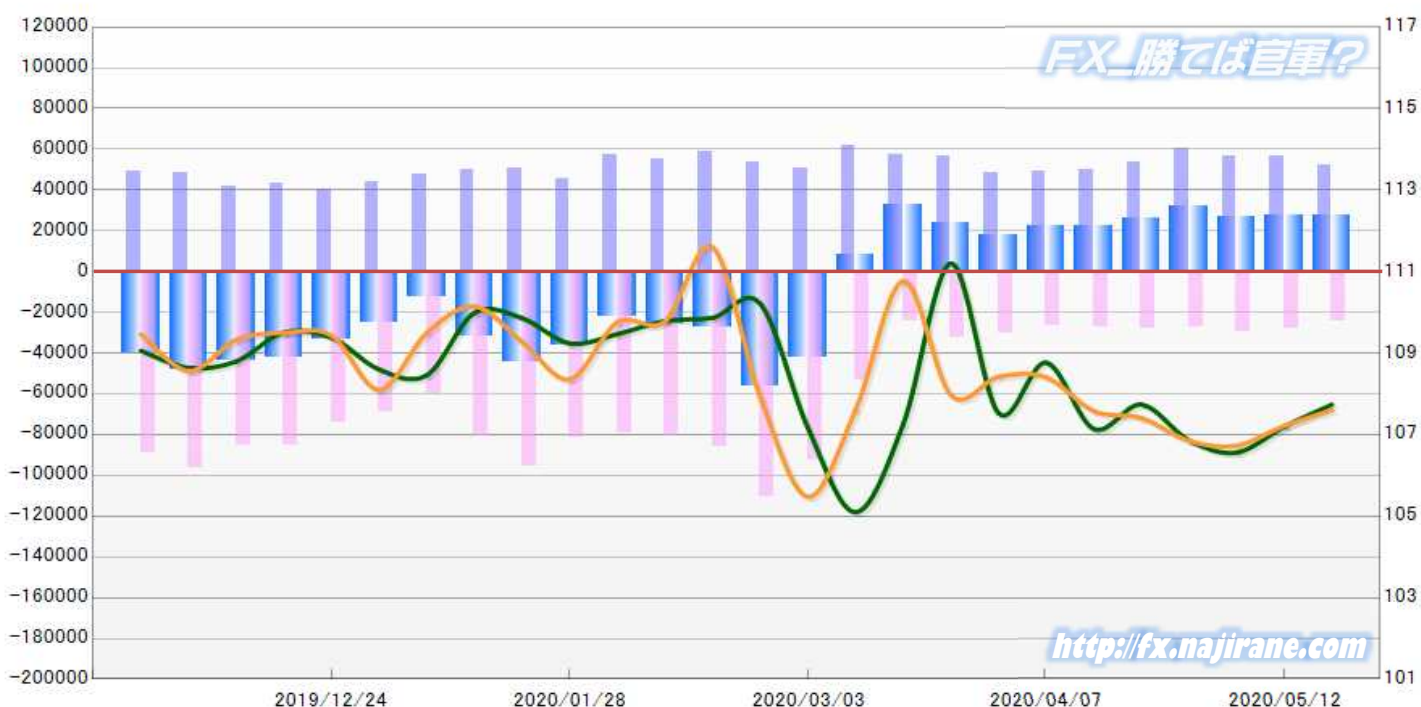
2019/11/26 ~ 2020/05/19

2020/05/22 NYクローズ時公表値

Report_Date	Non Commercial Positions												火曜日 引け値	金曜日 引け値
	Long	増減	増減(%)	Short	増減	増減(%)	売り越し	増減	増減(%)	売買計	増減	増減(%)		
2020/05/19	52038	-4269	-7.6%	24568	-3802	-13.4%	-27470	-467	-1.7%	76606	-8071	-9.5%	107.74	107.60
2020/05/12	56307	-327	-0.6%	28370	-1050	-3.6%	-27937	723	2.7%	84677	-1377	-1.6%	107.20	107.22
2020/05/05	56634	-3328	-5.6%	29420	1784	6.5%	-27214	-5112	-15.8%	86054	-1544	-1.8%	106.56	106.73
2020/04/28	59962	6232	11.6%	27636	-68	-0.2%	-32326	6300	24.2%	87598	6164	7.6%	106.86	106.85
2020/04/21	53730	3867	7.8%	27704	484	1.8%	-26026	3383	14.9%	81434	4351	5.6%	107.74	107.41
2020/04/14	49863	614	1.2%	27220	381	1.4%	-22643	233	1.0%	77083	995	1.3%	107.14	107.58
2020/04/07	49249	805	1.7%	26839	-3323	-11.0%	-22410	4128	22.6%	76088	-2518	-3.2%	108.77	108.41
2020/03/31	48444	-8084	-14.3%	30162	-2503	-7.7%	-18282	-5581	-23.4%	78606	-10587	-11.9%	107.53	108.42
2020/03/24	56528	-758	-1.3%	32665	8314	34.1%	-23863	-9072	-27.5%	89193	7556	9.3%	111.20	107.97
2020/03/17	57286	-4446	-7.2%	24351	-29224	-54.5%	-32935	24778	303.8%	81637	-33670	-29.2%	107.26	110.77
2020/03/10	61732	11134	22.0%	53575	-39347	-42.3%	-8157	-50481	-119.3%	115307	-28213	-19.7%	105.10	107.61
2020/03/03	50598	-3257	-6.0%	92922	-17322	-15.7%	42324	-14065	-24.9%	143520	-20579	-12.5%	107.16	105.48
2020/02/25	53855	-4750	-8.1%	110244	24418	28.5%	56389	29168	107.2%	164099	19668	13.6%	110.21	107.91
2020/02/18	58605	3800	6.9%	85826	4833	6.0%	27221	1033	3.9%	144431	8633	6.4%	109.87	111.60
2020/02/11	54805	-2867	-5.0%	80993	1423	1.8%	26188	4290	19.6%	135798	-1444	-1.1%	109.79	109.78
2020/02/04	57672	11996	26.3%	79570	-2131	-2.6%	21898	-14127	-39.2%	137242	9865	7.7%	109.47	109.76
2020/01/28	45676	-4920	-9.7%	81701	-13596	-14.3%	36025	-8676	-19.4%	127377	-18516	-12.7%	109.24	108.36
2020/01/21	50596	876	1.8%	95297	14147	17.4%	44701	13271	42.2%	145893	15023	11.5%	109.86	109.28
2020/01/14	49720	1874	3.9%	81150	21056	35.0%	31430	19182	156.6%	130870	22930	21.2%	109.99	110.15
2020/01/07	47846	4178	9.6%	60094	-8876	-12.9%	12248	-13054	-51.6%	107940	-4698	-4.2%	108.46	109.50
2019/12/31	43668	3076	7.6%	68970	-5164	-7.0%	25302	-8240	-24.6%	112638	-2088	-1.8%	108.60	108.10
2019/12/24	40592	-2826	-6.5%	74134	-11346	-13.3%	33542	-8520	-20.3%	114726	-14172	-11.0%	109.38	109.43
2019/12/17	43418	1575	3.8%	85480	-45	-0.1%	42062	-1620	-3.7%	128898	1530	1.2%	109.51	109.50
2019/12/10	41843	-6469	-13.4%	85525	-10610	-11.0%	43682	-4141	-8.7%	127368	-17079	-11.8%	108.80	109.33
2019/12/03	48312	-966	-2.0%	96135	7266	8.2%	47823	8232	20.8%	144447	6300	4.6%	108.64	108.56
2019/11/26	49278			88869			39591			138147			109.06	109.46

JAPANESE YEN - CHICAGO MERCANTILE EXCHANGE
FUTURES ONLY POSITIONS

— 金曜終値 — 火曜終値 — Short枚数 — Long枚数 ■ 売り越し or 買い越し枚数



EURO FX - CHICAGO MERCANTILE EXCHANGE

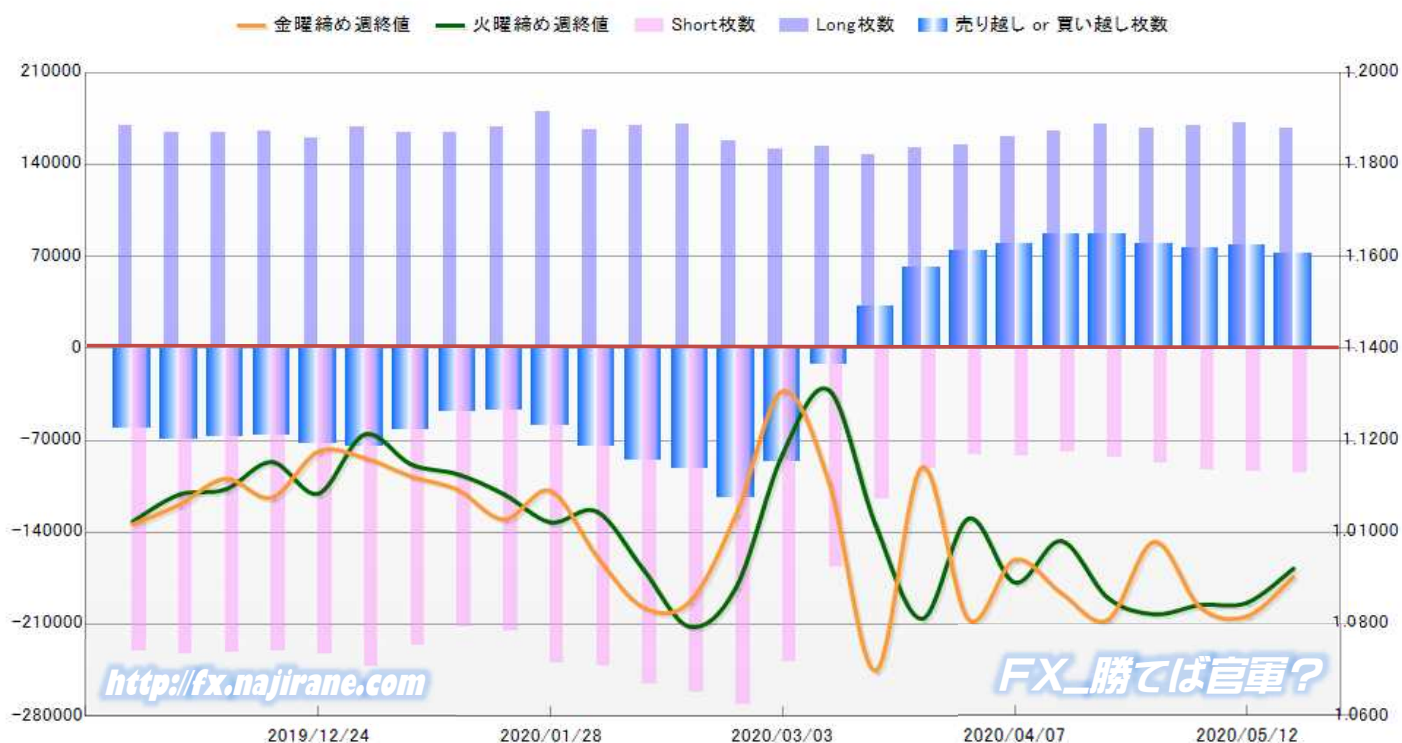
Code-099741

2019/11/26 ~ 2020/05/19

2020/05/22 NYクローズ時公表値

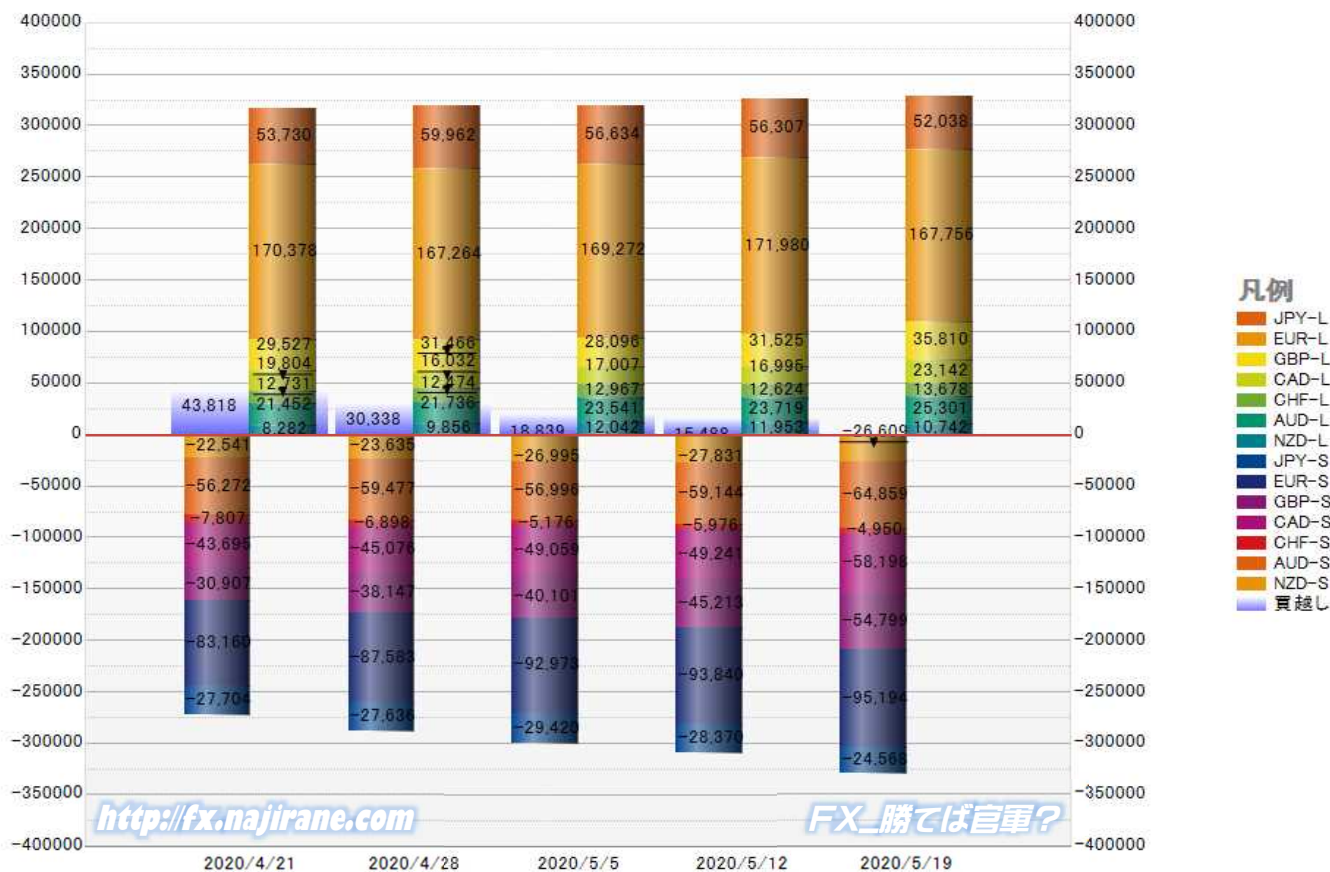
Report_Date	Non Commercial Positions											火曜日 引け値	金曜日 引け値	
	Long	増減		Short	増減		売り越し	増減		売買計	増減			
2020/05/19	167756	-4224	-2.5%	95194	1354	1.4%	-72562	-5578	-7.1%	262950	-2870	-1.1%	1.0921	1.0903
2020/05/12	171980	2708	1.6%	93840	867	0.9%	-78140	1841	2.4%	265820	3575	1.4%	1.0847	1.0818
2020/05/05	169272	2008	1.2%	92973	5390	6.2%	-76299	-3382	-4.2%	262245	7398	2.9%	1.0842	1.0836
2020/04/28	167264	-3114	-1.8%	87583	4423	5.3%	-79681	-7537	-8.6%	254847	1309	0.5%	1.0822	1.0980
2020/04/21	170378	5300	3.2%	83160	4699	6.0%	-87218	601	0.7%	253538	9999	4.1%	1.0858	1.0810
2020/04/14	165078	3893	2.4%	78461	-3100	-3.8%	-86617	6993	8.8%	243539	793	0.3%	1.0981	1.0868
2020/04/07	161185	6138	4.0%	81561	761	0.9%	-79624	5377	7.2%	242746	6899	2.9%	1.0891	1.0940
2020/03/31	155047	2687	1.8%	80800	-10270	-11.3%	-74247	12957	21.1%	235847	-7583	-3.1%	1.1030	1.0811
2020/03/24	152360	5227	3.6%	91070	-23568	-20.6%	-61290	28795	88.6%	243430	-18341	-7.0%	1.0812	1.1141
2020/03/17	147133	-6687	-4.3%	114638	-51849	-31.1%	-32495	-45162	-356.5%	261771	-58536	####	1.1016	1.0699
2020/03/10	153820	1916	1.3%	166487	-72120	-30.2%	12667	-74036	-85.4%	320307	-70204	####	1.1309	1.1107
2020/03/03	151904	-5683	-3.6%	238607	-33001	-12.2%	86703	-27318	-24.0%	390511	-38684	-9.0%	1.1171	1.1307
2020/02/25	157587	-12999	-7.6%	271608	9515	3.6%	114021	22514	24.6%	429195	-3484	-0.8%	1.0881	1.1040
2020/02/18	170586	1111	0.7%	262093	6949	2.7%	91507	5838	6.8%	432679	8060	1.9%	1.0795	1.0849
2020/02/11	169475	2550	1.5%	255144	13139	5.4%	85669	10589	14.1%	424619	15689	3.8%	1.0919	1.0837
2020/02/04	166925	-13728	-7.6%	242005	2490	1.0%	75080	16218	27.6%	408930	-11238	-2.7%	1.1045	1.0948
2020/01/28	180653	12437	7.4%	239515	24280	11.3%	58862	11843	25.2%	420168	36717	9.6%	1.1022	1.1090
2020/01/21	168216	4335	2.6%	215235	3172	1.5%	47019	-1163	-2.4%	383451	7507	2.0%	1.1083	1.1028
2020/01/14	163881	-932	-0.6%	212063	-14414	-6.4%	48182	-13482	-21.9%	375944	-15346	-3.9%	1.1127	1.1093
2020/01/07	164813	-4039	-2.4%	226477	-16720	-6.9%	61664	-12681	-17.1%	391290	-20759	-5.0%	1.1148	1.1122
2019/12/31	168852	8589	5.4%	243197	9991	4.3%	74345	1402	1.9%	412049	18580	4.7%	1.1213	1.1162
2019/12/24	160263	-5092	-3.1%	233206	2157	0.9%	72943	7249	11.0%	393469	-2935	-0.7%	1.1085	1.1176
2019/12/17	165355	623	0.4%	231049	-1326	-0.6%	65694	-1949	-2.9%	396404	-703	-0.2%	1.1153	1.1076
2019/12/10	164732	340	0.2%	232375	-1066	-0.5%	67643	-1406	-2.0%	397107	-726	-0.2%	1.1093	1.1117
2019/12/03	164392	-5524	-3.3%	233441	2109	0.9%	69049	7633	12.4%	397833	-3415	-0.9%	1.1082	1.1060
2019/11/26	169916			231332			61416			401248			1.1024	1.1018

EURO FX - CHICAGO MERCANTILE EXCHANGE
FUTURES ONLY POSITIONS



	2020/04/21			2020/04/28			2020/05/05			2020/05/12			2020/05/19		
	Long	Short	売り越し	Long	Short	売り越し	Long	Short	売り越し	Long	Short	売り越し	Long	Short	売り越し
JPY	53730	27704	-26026	59962	27636	-32326	56634	29420	-27214	56307	28370	-27937	52038	24568	-27470
	前週比 枚数増減 (枚)			6232	-68	6300	-3328	1784	-5112	-327	-1050	723	-4269	-3802	-467
	前週比 枚数増減 (%)			11.6%	-0.2%	24.2%	-5.6%	6.5%	-15.8%	-0.6%	-3.6%	2.7%	-7.6%	-13.4%	-1.7%
EUR	170378	83160	-87218	167264	87583	-79681	169272	92973	-76299	171980	93840	-78140	167756	95194	-72562
	前週比 枚数増減 (枚)			-3114	4423	-7537	2008	5390	-3382	2708	867	1841	-4224	1354	-5578
	前週比 枚数増減 (%)			-1.8%	5.3%	-8.6%	1.2%	6.2%	-4.2%	1.6%	0.9%	2.4%	-2.5%	1.4%	-7.1%
GBP	29527	30907	1380	31466	38147	6681	28096	40101	12005	31525	45213	13688	35810	54799	18989
	前週比 枚数増減 (枚)			1939	7240	5301	-3370	1954	5324	3429	5112	1683	4285	9586	5301
	前週比 枚数増減 (%)			6.6%	23.4%	384.1%	-10.7%	5.1%	79.7%	12.2%	12.7%	14.0%	13.6%	21.2%	38.7%
AUD	21452	56272	34820	21736	59477	37741	23541	56996	33455	23719	59144	35425	25301	64859	39558
	前週比 枚数増減 (枚)			284	3205	2921	1805	-2481	-4286	178	2148	1970	1582	5715	4133
	前週比 枚数増減 (%)			1.3%	5.7%	8.4%	8.3%	-4.2%	-11.4%	0.8%	3.8%	5.9%	6.7%	9.7%	11.7%
CAD	19804	43695	23891	16032	45076	29044	17007	49059	32052	16995	49241	32246	23142	58198	35056
	前週比 枚数増減 (枚)			-3772	1381	5153	975	3983	3008	-12	182	194	6147	8957	2810
	前週比 枚数増減 (%)			-19.0%	3.2%	21.6%	6.1%	8.8%	10.4%	-0.1%	0.4%	0.6%	36.2%	18.2%	8.7%
CHF	12731	7807	-4924	12474	6898	-5576	12967	5176	-7791	12624	5976	-6648	13678	4950	-8728
	前週比 枚数増減 (枚)			-257	-909	652	493	-1722	2215	-343	800	-1143	1054	-1026	2080
	前週比 枚数増減 (%)			-2.0%	-11.6%	13.2%	4.0%	-25.0%	39.7%	-2.6%	15.5%	-14.7%	8.3%	-17.2%	31.3%
NZD	8282	22541	14259	9856	23635	13779	12042	26995	14953	11953	27831	15878	10742	26609	15867
	前週比 枚数増減 (枚)			1574	1094	-480	2186	3360	1174	-89	836	925	-1211	-1222	-11
	前週比 枚数増減 (%)			19.0%	4.9%	-3.4%	22.2%	14.2%	8.5%	-0.7%	3.1%	6.2%	-10.1%	-4.4%	-0.1%
MXN	25851	24611	-1240	32191	23710	-8481	31184	24075	-7109	22491	27611	5120	24268	30252	5984
	前週比 枚数増減 (枚)			6340	-901	7241	-1007	365	-1372	-8693	3536	12229	1777	2641	864
	前週比 枚数増減 (%)			24.5%	-3.7%	584.0%	-3.1%	1.5%	-16.2%	-27.9%	14.7%	172.0%	7.9%	9.6%	16.9%
Total All 8	341755	296697	-45058	350981	312162	-38819	350743	324795	-25948	347594	337226	-10368	352735	359429	6694
	前週比 枚数増減 (枚)			9226	15465	-6239	-238	12633	-12871	-3149	12431	-15580	5141	22203	17062
	前週比 枚数増減 (%)			2.7%	5.2%	-13.8%	-0.1%	4.0%	-33.2%	-0.9%	3.8%	-60.0%	1.5%	6.6%	164.6%
Total 7 (MXN除く)	315904	272086	-43818	318790	288452	-30338	319559	300720	-18839	325103	309615	-15488	328467	329177	710
	前週比 枚数増減 (枚)			2886	16366	-13480	769	12268	-11499	5544	8895	-3351	3364	19562	16198
	前週比 枚数増減 (%)			0.9%	6.0%	-30.8%	0.2%	4.3%	-37.9%	1.7%	3.0%	-17.8%	1.0%	6.3%	104.6%

直近5週 CFTC IMM主要7通貨の構成



<http://fx.najirane.com>

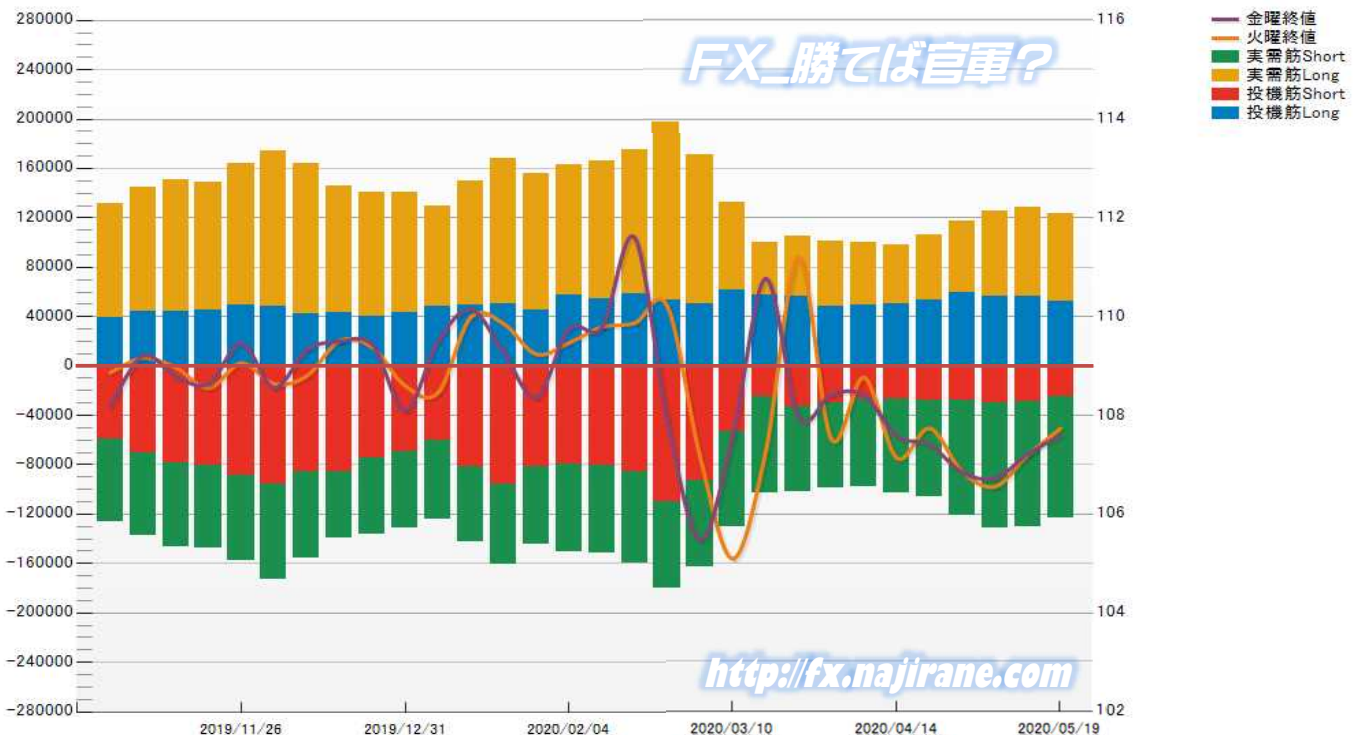
FXに勝てば官軍?

JAPANESE YEN - CHICAGO MERCANTILE EXCHANGE
FUTURES ONLY POSITIONS

Code-097741
2020/05/22 公表値

Date	投機筋集計				実需筋集計				投機筋+実需筋合計				ドル円終値	
	円買い	円売り	売り越し	売買計	円買い	円売り	売り越し	売買計	円買い	円売り	売り越し	売買計	火曜締め	金曜締め
2020/05/19	52038	24568	-27470	76606	71027	98736	27709	169763	123065	123304	239	246369	107.74	107.60
2020/05/12	56307	28370	-27937	84677	72360	101599	29239	173959	128667	129969	1302	258636	107.20	107.22
2020/05/05	56634	29420	-27214	86054	68783	101620	32837	170403	125417	131040	5623	256457	106.56	106.73
2020/04/28	59962	27636	-32326	87598	56947	93684	36737	150631	116909	121320	4411	238229	106.86	106.85
2020/04/21	53730	27704	-26026	81434	52383	78188	25805	130571	106113	105892	-221	212005	107.74	107.41
2020/04/14	49863	27220	-22643	77083	48656	75435	26779	124091	98519	102655	4136	201174	107.14	107.58
2020/04/07	49249	26839	-22410	76088	51300	70904	19604	122204	100549	97743	-2806	198292	108.77	108.41
2020/03/31	48444	30162	-18282	78606	53154	68221	15067	121375	101598	98383	-3215	199981	107.53	108.42
2020/03/24	56528	32665	-23863	89193	48777	69252	20475	118029	105305	101917	-3388	207222	111.20	107.97
2020/03/17	57286	24351	-32935	81637	42873	78049	35176	120922	100159	102400	2241	202559	107.26	110.77
2020/03/10	61732	53575	-8157	115307	70545	76931	6386	147476	132277	130506	-1771	262783	105.10	107.61
2020/03/03	50598	92922	42324	143520	120130	70043	-50087	190173	170728	162965	-7763	333693	107.16	105.48
2020/02/25	53855	110244	56389	164099	144064	69816	-74248	213880	197919	180060	-17859	377979	110.21	107.91
2020/02/18	58605	85826	27221	144431	116686	73909	-42777	190595	175291	159735	-15556	335026	109.87	111.60
2020/02/11	54805	80993	26188	135798	111167	70770	-40397	181937	165972	151763	-14209	317735	109.79	109.78
2020/02/04	57672	79570	21898	137242	105438	71114	-34324	176552	163110	150684	-12426	313794	109.47	109.76
2020/01/28	45676	81701	36025	127377	110412	63226	-47186	173638	156088	144927	-11161	301015	109.24	108.36
2020/01/21	50596	95297	44701	145893	117694	65587	-52107	183281	168290	160884	-7406	329174	109.86	109.28
2020/01/14	49720	81150	31430	130870	100226	61710	-38516	161936	149946	142860	-7086	292806	109.99	110.15
2020/01/07	47846	60094	12248	107940	82055	64595	-17460	146650	129901	124689	-5212	254590	108.46	109.50
2019/12/31	43668	68970	25302	112638	97526	62360	-35166	159886	141194	131330	-9864	272524	108.60	108.10
2019/12/24	40592	74134	33542	114726	99923	61911	-38012	161834	140515	136045	-4470	276560	109.38	109.43
2019/12/17	43418	85480	42062	128898	102748	54004	-48744	156752	146166	139484	-6682	285650	109.51	109.50
2019/12/10	41843	85525	43682	127368	122108	70477	-51631	192585	163951	156002	-7949	319953	108.80	109.33
2019/12/03	48312	96135	47823	144447	126334	76981	-49353	203315	174646	173116	-1530	347762	108.64	108.56
2019/11/26	49278	88869	39591	138147	115116	68413	-46703	183529	164394	157282	-7112	321676	109.06	109.46
2019/11/19	45423	80454	35031	125877	102992	67501	-35491	170493	148415	147955	-460	296370	108.55	108.64
2019/11/12	43964	78961	34997	122925	106504	67386	-39118	173890	150468	146347	-4121	296815	108.97	108.79
2019/11/05	43996	70601	26605	114597	101217	66522	-34695	167739	145213	137123	-8090	282336	109.16	109.21
2019/10/29	39185	58883	19698	98068	92543	67446	-25097	159989	131728	126329	-5399	258057	108.87	108.19

JAPANESE YEN - CHICAGO MERCANTILE EXCHANGE
FUTURES ONLY POSITIONS Code-097741

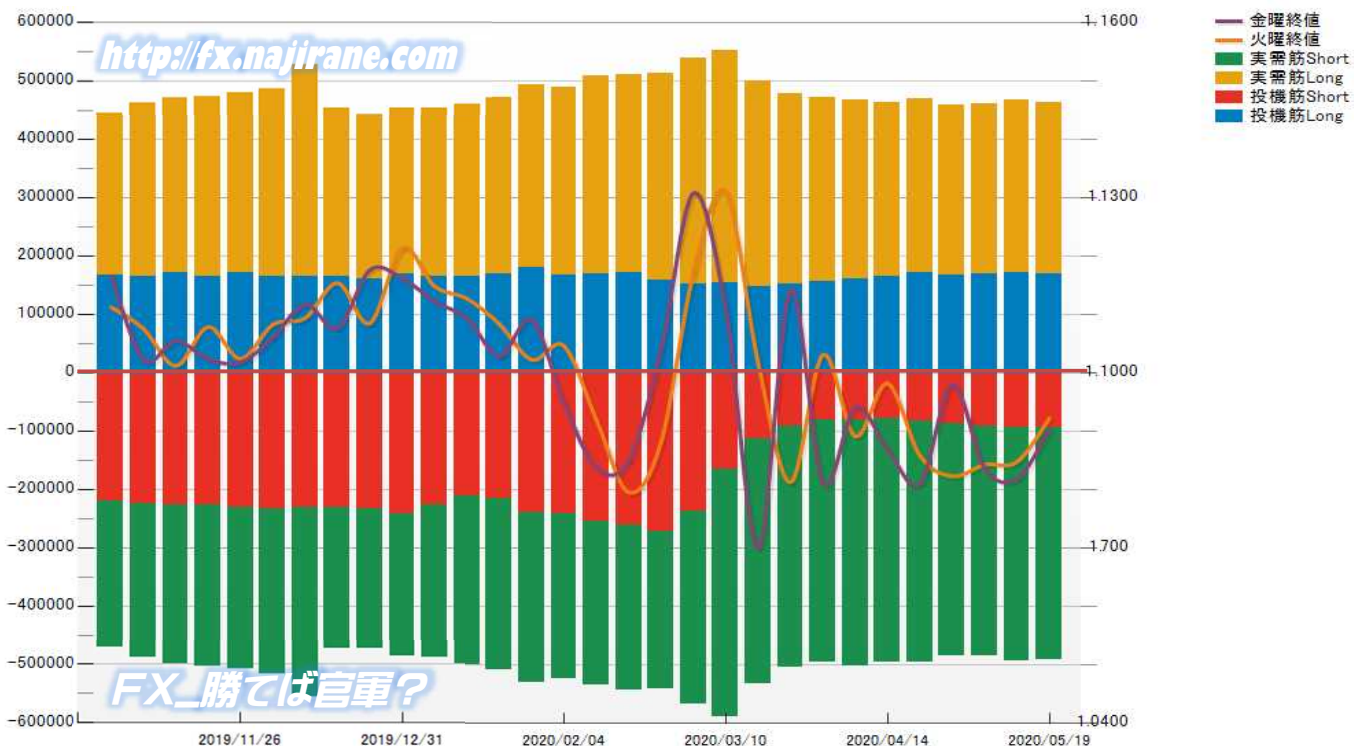


EURO FX - CHICAGO MERCANTILE EXCHANGE
FUTURES ONLY POSITIONS

Code-099741
2020/05/22 公表値

Date	投機筋集計				実需筋集計				投機筋+実需筋合計				ユーロドル終値	
	EUR買い	EUR売り	売り越し	売買計	EUR買い	EUR売り	売り越し	売買計	EUR買い	EUR売り	売り越し	売買計	火曜締め	金曜締め
2020/05/19	167756	95194	-72562	262950	295367	397961	102594	693328	463123	493155	30032	956278	1.0921	1.0903
2020/05/12	171980	93840	-78140	265820	294370	400827	106457	695197	466350	494667	28317	961017	1.0847	1.0818
2020/05/05	169272	92973	-76299	262245	290624	393234	102610	683858	459896	486207	26311	946103	1.0842	1.0836
2020/04/28	167264	87583	-79681	254847	291497	399179	107682	690676	458761	486762	28001	945523	1.0822	1.0980
2020/04/21	170378	83160	-87218	253538	297719	413092	115373	710811	468097	496252	28155	964349	1.0858	1.0810
2020/04/14	165078	78461	-86617	243539	296805	417530	120725	714335	461883	495991	34108	957874	1.0981	1.0868
2020/04/07	161185	81561	-79624	242746	304521	422120	117599	726641	465706	503681	37975	969387	1.0891	1.0940
2020/03/31	155047	80800	-74247	235847	315522	415776	100254	731298	470569	496576	26007	967145	1.1030	1.0811
2020/03/24	152360	91070	-61290	243430	326218	414867	88649	741085	478578	505937	27359	984515	1.0812	1.1141
2020/03/17	147133	114638	-32495	261771	352847	419664	66817	772511	499980	534302	34322	1034282	1.1016	1.0699
2020/03/10	153820	166487	12667	320307	397574	424702	27128	822276	551394	591189	39795	1142583	1.1309	1.1107
2020/03/03	151904	238607	86703	390511	385539	329833	-55706	715372	537443	568440	30997	1105883	1.1171	1.1307
2020/02/25	157587	271608	114021	429195	355329	270784	-84545	626113	512916	542392	29476	1055308	1.0881	1.1040
2020/02/18	170586	262093	91507	432679	340245	282010	-58235	622255	510831	544103	33272	1054934	1.0795	1.0849
2020/02/11	169475	255144	85669	424619	338132	281706	-56426	619838	507607	536850	29243	1044457	1.0919	1.0837
2020/02/04	166925	242005	75080	408930	321548	283559	-37989	605107	488473	525564	37091	1014037	1.1045	1.0948
2020/01/28	180653	239515	58862	420168	311346	291195	-20151	602541	491999	530710	38711	1022709	1.1022	1.1090
2020/01/21	168216	215235	47019	383451	302385	295283	-7102	597668	470601	510518	39917	981119	1.1083	1.1028
2020/01/14	163881	212063	48182	375944	297419	288854	-8565	586273	461300	500917	39617	962217	1.1127	1.1093
2020/01/07	164813	226477	61664	391290	288408	263100	-25308	551508	453221	489577	36356	942798	1.1148	1.1122
2019/12/31	168852	243197	74345	412049	285490	245540	-39950	531030	454342	488737	34395	943079	1.1213	1.1162
2019/12/24	160263	233206	72943	393469	282401	241064	-41337	523465	442664	474270	31606	916934	1.1085	1.1176
2019/12/17	165355	231049	65694	396404	288313	244275	-44038	532588	453668	475324	21656	928992	1.1153	1.1076
2019/12/10	164732	232375	67643	397107	363680	325511	-38169	689191	528412	557886	29474	1086298	1.1093	1.1117
2019/12/03	164392	233441	69049	397833	321158	285706	-35452	606864	485550	519147	33597	1004697	1.1082	1.1060
2019/11/26	169916	231332	61416	401248	308994	277623	-31371	586617	478910	508955	30045	987865	1.1024	1.1018
2019/11/19	163898	226401	62503	390299	310291	278082	-32209	588373	474189	504483	30294	978672	1.1078	1.1023
2019/11/12	170250	227919	57669	398169	300579	273909	-26670	574488	470829	501828	30999	972657	1.1012	1.1054
2019/11/05	164183	224929	60746	389112	297733	265666	-32067	563399	461916	490595	28679	952511	1.1075	1.1022
2019/10/29	166540	219895	53355	386435	277771	251937	-25834	529708	444311	471832	27521	916143	1.1112	1.1166

EURO FX - CHICAGO MERCANTILE EXCHANGE
FUTURES ONLY POSITIONS Code-099741



CME Daily Volume

FX_勝てば官軍?

<http://fx.najirane.com>

Date	MONTHLY OPTIONS	FUTURE	WEEKLY FRIDAY OPTIONS					参考レート		
			WK 1	WK 2	WK 3	WK 4	WK 5	Open	Close	
2020/5/21 (木)	1608	---			2	345	126	0.6596	0.6561	
2020/5/20 (水)	3411	---		5	113	228	80	0.6531	0.6596	
2020/5/19 (火)	3126	---			157	634	241	0.6517	0.6531	
2020/5/18 (月)	7394	---		3	1	339	114	0.6413	0.6517	
2020/5/15 (金)	563	---		2	117	1623	177	0.6464	0.6415	
2020/5/14 (木)	3800	---		8	479	117	100	0.6455	0.6464	
2020/5/13 (水)	2424	---		283	490	46	673	0.6477	0.6455	
2020/5/12 (火)	7743	---		102	186	9	60	0.6491	0.6477	
2020/5/11 (月)	6741	---		435	283	233		0.6524	0.6491	
2020/5/8 (金)	3468	---		6	573	21	96	0.6495	0.6531	
2020/5/21 (木)	---	---			0	215	586	0.7193	0.7166	
2020/5/20 (水)	---	---		0	50	1398	643	0.7167	0.7193	
2020/5/19 (火)	---	---		0	2	797	411	0.7172	0.7167	
2020/5/18 (月)	---	---		0	2	1055	2	0.7087	0.7171	
2020/5/15 (金)	---	---		0	284	147	1820	2	0.7121	0.7093
2020/5/14 (木)	---	---		0	58	384	493	0	0.7095	0.7123
2020/5/13 (水)	---	---		0	2	560	36	1	0.7105	0.7095
2020/5/12 (火)	---	---		0	4	170	1	14	0.7135	0.7105
2020/5/11 (月)	---	---		0	2	297	104	104	0.7173	0.7135
2020/5/8 (金)	---	---		0	114	1809	147	0	0.7151	0.7181
2020/5/21 (木)	18560	---		---	---	---	---	1.0367	1.0302	
2020/5/20 (水)	20948	---		---	---	---	---	1.0293	1.0366	
2020/5/19 (火)	18176	---		---	---	---	---	1.0288	1.0294	
2020/5/18 (月)	26172	---		---	---	---	---	1.0292	1.0288	
2020/5/15 (金)	14713	---		---	---	---	---	1.0275	1.0287	
2020/5/14 (木)	16745	---		---	---	---	---	1.0287	1.0275	
2020/5/13 (水)	16795	---		---	---	---	---	1.0313	1.0286	
2020/5/12 (火)	16521	---		---	---	---	---	1.0277	1.0313	
2020/5/11 (月)	13386	---		---	---	---	---	1.0286	1.0277	
2020/5/8 (金)	16042	---		---	---	---	---	1.0276	1.0296	
2020/5/21 (木)	6193	---		181	148	1269	1706	1.0982	1.0948	
2020/5/20 (水)	10604	---		77	503	2169	1537	1.0921	1.0979	
2020/5/19 (火)	13976	---		265	673	2850	795	1.0916	1.0921	
2020/5/18 (月)	14087	---		7	273	2849	598	1.0817	1.0917	
2020/5/15 (金)	7442	---		416	395	2925	136	1.0807	1.0818	
2020/5/14 (木)	5229	---		93	936	1403	207	1.0818	1.0807	
2020/5/13 (水)	10354	---		111	771	345	132	1.0847	1.0818	
2020/5/12 (火)	6210	---		870	879	38	302	1.0808	1.0847	
2020/5/11 (月)	7304	---		3	1799	62	155	1.0833	1.0808	
2020/5/8 (金)	8009	---		75	4894	139	80	1.0832	1.0836	
2020/5/21 (木)	70615	---		162		354	76	1.2239	1.2225	
2020/5/20 (水)	64979	---		1		426	7	1.2245	1.2238	
2020/5/19 (火)	86094	---			192	510	10	1.2199	1.2245	
2020/5/18 (月)	94930	---		221	753	589	54	1.2083	1.2200	
2020/5/15 (金)	88471	---		1196	117	253	10	1.2232	1.2117	
2020/5/14 (木)	76750	---		2	692	419	11	1.2235	1.2232	
2020/5/13 (水)	94371	---		407	598	16	6	1.2268	1.2235	
2020/5/12 (火)	76150	---		78	296	83		1.2336	1.2268	
2020/5/11 (月)	73769	---		65	463	6	2	1.2404	1.2335	
2020/5/8 (金)	49435	---			83	4		1.2365	1.2405	
2020/5/21 (木)	---	63367		0	211	556	253	1000	107.56	
2020/5/20 (水)	---	72476		0	0	0	785	800	107.75	
2020/5/19 (火)	---	102891		0	0	0	2591	77	107.31	
2020/5/18 (月)	---	74231		0	200	57	344	300	107.13	
2020/5/15 (金)	---	71082		0	312	173	4355	6	107.23	
2020/5/14 (木)	---	64093		0	116	999	1018	95	107.07	
2020/5/13 (水)	---	64705		0	0	1116	6	1	107.20	
2020/5/12 (火)	---	65016		0	245	71	3	3	107.65	
2020/5/11 (月)	---	82621		0	120	994	11	528	106.68	
2020/5/8 (金)	---	63719		0	50	6044	1056	123	106.30	
2020/5/21 (木)	31	41121		---	---	---	---	---	4.3086	
2020/5/20 (水)	51	37092		---	---	---	---	---	4.2134	
2020/5/19 (火)	5	37837		---	---	---	---	---	4.2071	
2020/5/18 (月)	25	30597		---	---	---	---	---	4.1610	
2020/5/15 (金)	8	33281		---	---	---	---	---	4.1902	
2020/5/14 (木)	3	41136		---	---	---	---	---	4.1313	
2020/5/13 (水)	113	37433		---	---	---	---	---	4.1079	
2020/5/12 (火)	121	43196		---	---	---	---	---	4.1781	
2020/5/11 (月)	4	31312		---	---	---	---	---	4.2204	
2020/5/8 (金)	21	28386		---	---	---	---	---	4.1529	
2020/5/21 (木)	0	26515		---	---	---	---	---	0.6141	
2020/5/20 (水)	1	25111		---	---	---	---	---	0.6071	
2020/5/19 (火)	0	22407		---	---	---	---	---	0.6036	
2020/5/18 (月)	0	27007		---	---	---	---	---	0.5926	
2020/5/15 (金)	0	26591		---	---	---	---	---	0.6005	
2020/5/14 (木)	0	28616		---	---	---	---	---	0.5994	
2020/5/13 (水)	0	37313		---	---	---	---	---	0.6083	
2020/5/12 (火)	0	22198		---	---	---	---	---	0.6081	
2020/5/11 (月)	0	21390		---	---	---	---	---	0.6136	
2020/5/8 (金)	0	18685		---	---	---	---	---	0.6087	

IMM扱い8通貨/ダウ/日経/金/オイル/主要クロス円の過去5日及び過去5週の4本値

AUDUSD					CADUSD					CHFUSD				
Date	Open	High	Low	Close	Date	Open	High	Low	Close	Date	Open	High	Low	Close
2020/05/22	0.6560	0.6573	0.6506	0.6537	2020/05/22	0.7166	0.7173	0.7118	0.7150	2020/05/22	1.0302	1.0311	1.0274	1.0296
2020/05/21	0.6596	0.6598	0.6549	0.6561	2020/05/21	0.7193	0.7198	0.7158	0.7166	2020/05/21	1.0367	1.0368	1.0296	1.0302
2020/05/20	0.6531	0.6616	0.6525	0.6596	2020/05/20	0.7167	0.7211	0.7163	0.7193	2020/05/20	1.0293	1.0375	1.0292	1.0366
2020/05/19	0.6517	0.6584	0.6510	0.6531	2020/05/19	0.7172	0.7212	0.7158	0.7167	2020/05/19	1.0288	1.0311	1.0279	1.0294
2020/05/18	0.6413	0.6527	0.6413	0.6517	2020/05/18	0.7087	0.7175	0.7087	0.7171	2020/05/18	1.0292	1.0333	1.0247	1.0288

CNYUSD					EURUSD					GBPUSD				
Date	Open	High	Low	Close	Date	Open	High	Low	Close	Date	Open	High	Low	Close
2020/05/22	0.1403	0.1403	0.1396	0.1397	2020/05/22	1.0948	1.0959	1.0886	1.0903	2020/05/22	1.2225	1.2234	1.2162	1.2175
2020/05/21	0.1407	0.1407	0.1405	0.1406	2020/05/21	1.0982	1.1008	1.0938	1.0948	2020/05/21	1.2239	1.2249	1.2186	1.2225
2020/05/20	0.1405	0.1406	0.1404	0.1405	2020/05/20	1.0921	1.0999	1.0919	1.0979	2020/05/20	1.2245	1.2288	1.2222	1.2238
2020/05/19	0.1405	0.1406	0.1403	0.1404	2020/05/19	1.0916	1.0976	1.0902	1.0921	2020/05/19	1.2199	1.2296	1.2184	1.2245
2020/05/18	0.1403	0.1404	0.1400	0.1401	2020/05/18	1.0817	1.0927	1.0800	1.0917	2020/05/18	1.2083	1.2227	1.2080	1.2200

JPYUSD					MXNUSD					NZDUSD				
Date	Open	High	Low	Close	Date	Open	High	Low	Close	Date	Open	High	Low	Close
2020/05/22	0.9288	0.9317	0.9280	0.9294	2020/05/22	4.3715	4.4012	4.3201	4.3916	2020/05/22	0.6119	0.6130	0.6081	0.6094
2020/05/21	0.9297	0.9300	0.9272	0.9288	2020/05/21	4.3086	4.3844	4.2960	4.3715	2020/05/21	0.6141	0.6150	0.6106	0.6119
2020/05/20	0.9282	0.9317	0.9261	0.9297	2020/05/20	4.2134	4.3345	4.2099	4.3086	2020/05/20	0.6071	0.6158	0.6063	0.6140
2020/05/19	0.9319	0.9320	0.9252	0.9282	2020/05/19	4.2071	4.2622	4.2049	4.2105	2020/05/19	0.6036	0.6120	0.6034	0.6071
2020/05/18	0.9335	0.9340	0.9302	0.9319	2020/05/18	4.1610	4.2608	4.1609	4.2071	2020/05/18	0.5926	0.6044	0.5925	0.6036

Nikkei 225 - Japan (NIX)					出来高	
Date	Open	High	Low	Close	(ドル建て終値)	出来高
2020/05/22	20583.95	20615.12	20335.15	20388.16	189.48	0 1194490200
2020/05/21	20692.59	20733.33	20505.42	20552.31	190.89	628629000 1073403200
2020/05/20	20454.49	20684.46	20454.49	20595.15	191.48	717576200 1212997600
2020/05/19	20469.52	20659.46	20433.45	20433.45	189.65	929846900 1588561300
2020/05/18	20122.44	20196.77	20093.20	20133.73	187.62	718995600 1210028200
週4本値	20122.44	20733.33	20093.20	20388.16	189.48	(N225銘柄計)【東証一部全体計】

XAUUSD				
Date	Open	High	Low	Close
2020/05/22	1727.32	1739.94	1724.58	1735.38
2020/05/21	1747.92	1748.83	1717.36	1727.38
2020/05/20	1745.91	1754.08	1742.89	1748.32
2020/05/19	1732.54	1748.01	1726.50	1745.07
2020/05/18	1746.20	1765.12	1727.70	1732.28
週4本値	1746.20	1765.12	1717.36	1735.38

Dow Jones Industrial - USA (DJIA)					出来高
Date	Open	High	Low	Close	出来高
2020/05/22	24461.98	24481.64	24294.07	24465.16	255130000
2020/05/21	24564.27	24718.46	24370.88	24474.12	346770000
2020/05/20	24455.94	24649.48	24455.94	24575.90	366510000
2020/05/19	24577.48	24599.50	24202.96	24206.86	374100000
2020/05/18	24059.98	24708.54	24059.98	24597.37	484190000
週4本値	24059.98	24718.46	24059.98	24465.16	

Historical Data by

 Arrangement by


Crude Light Oil					出来高
Date	Open	High	Low	Close	出来高
2020/05/22	33.95	34.00	30.72	33.25	810557
2020/05/21	33.53	34.66	33.26	33.92	841033
2020/05/20	31.89	33.78	31.56	33.49	837903
2020/05/19	32.39	32.91	31.13	31.96	825390
2020/05/18	29.81	33.10	29.55	31.65	1224905
週4本値	29.81	34.66	29.55	33.25	

USDJPY					EURJPY					GBPJPY				
日付	始値	高値	安値	終値	日付	始値	高値	安値	終値	日付	始値	高値	安値	終値
2020/05/22	107.66	107.76	107.33	107.60	2020/05/22	117.87	117.98	117.00	117.32	2020/05/22	131.61	131.78	130.68	131.01
2020/05/21	107.56	107.85	107.52	107.66	2020/05/21	118.12	118.52	117.73	117.87	2020/05/21	131.64	131.95	131.22	131.61
2020/05/20	107.75	107.98	107.34	107.56	2020/05/20	117.66	118.29	117.61	118.09	2020/05/20	131.93	132.43	131.44	131.64
2020/05/19	107.31	108.09	107.30	107.74	2020/05/19	117.14	118.20	117.03	117.67	2020/05/19	130.90	132.50	130.79	131.93
2020/05/18	107.13	107.50	107.07	107.31	2020/05/18	115.88	117.24	115.84	117.14	2020/05/18	129.42	131.28	129.42	130.92

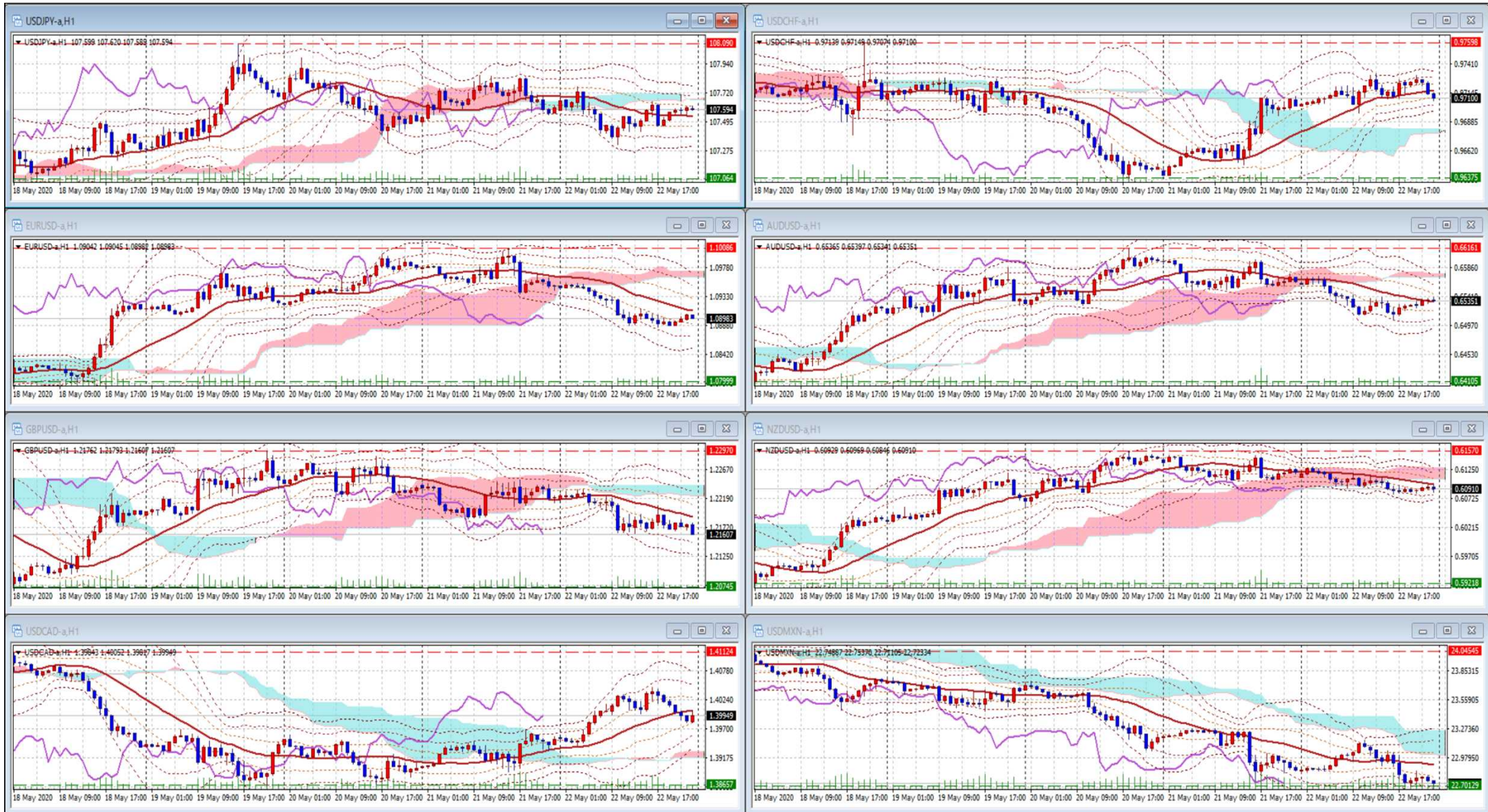
USDJPY Weekly					EURJPY Weekly					GBPJPY Weekly				
日付	始値	高値	安値	終値	日付	始値	高値	安値	終値	日付	始値	高値	安値	終値
2020/05/22	107.13	108.09	107.07	107.60	2020/05/22	115.88	118.52	115.84	117.32	2020/05/22	129.42	132.50	129.42	131.01
2020/05/15	106.68	107.77	106.66	107.22	2020/05/15	115.56	116.84	115.33	115.99	2020/05/15	132.33	133.19	129.89	129.92
2020/05/08	106.84	107.07	105.99	106.73	2020/05/08	117.22	117.29	114.43	115.66	2020/05/08	133.38	133.46	130.67	132.40
2020/05/01	107.55	107.62	106.36	106.85	2020/05/01	116.39	117.77	115.45	117.32	2020/05/01	133.02	135.45	131.95	133.67
2020/04/24	107.57	108.04	107.29	107.41	2020/04/24	116.98	117.29	115.55	116.10	2020/04/24	134.49	134.72	131.91	132.80

先週のIMM取り扱い対ドル8通貨チャート

※ 赤点線は週最高値/青天線は週最低値、BB中心線はSMA21

2020/05/18 ~ 2020/05/22

Chart by OANDA Japan MetaTrader4



Pivot Maker Ver 3.0 by FX_勝てば官軍?

<http://fx.najirane.com>