

JAPANESE YEN - CHICAGO MERCANTILE EXCHANGE

Code-097741

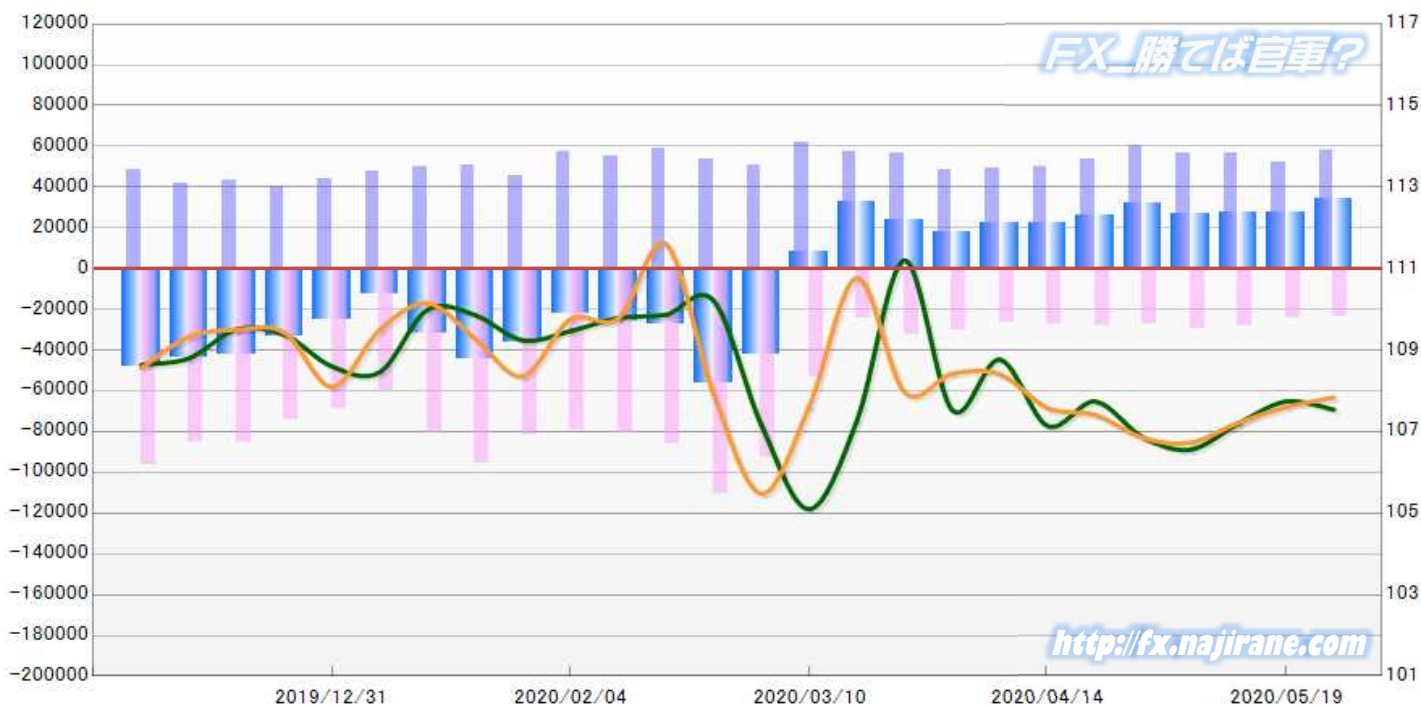
2019/12/03 ~ 2020/05/26

2020/05/29 NYクローズ時公表値

Report_Date	Non Commercial Positions												火曜日 引け値	金曜日 引け値
	Long	増減	増減(%)	Short	増減	増減(%)	売り越し	増減	増減(%)	売買計	増減	増減(%)		
2020/05/26	57873	5835	11.2%	23266	-1302	-5.3%	-34607	7137	26.0%	81139	4533	5.9%	107.54	107.84
2020/05/19	52038	-4269	-7.6%	24568	-3802	-13.4%	-27470	-467	-1.7%	76606	-8071	-9.5%	107.74	107.60
2020/05/12	56307	-327	-0.6%	28370	-1050	-3.6%	-27937	723	2.7%	84677	-1377	-1.6%	107.20	107.22
2020/05/05	56634	-3328	-5.6%	29420	1784	6.5%	-27214	-5112	-15.8%	86054	-1544	-1.8%	106.56	106.73
2020/04/28	59962	6232	11.6%	27636	-68	-0.2%	-32326	6300	24.2%	87598	6164	7.6%	106.86	106.85
2020/04/21	53730	3867	7.8%	27704	484	1.8%	-26026	3383	14.9%	81434	4351	5.6%	107.74	107.41
2020/04/14	49863	614	1.2%	27220	381	1.4%	-22643	233	1.0%	77083	995	1.3%	107.14	107.58
2020/04/07	49249	805	1.7%	26839	-3323	-11.0%	-22410	4128	22.6%	76088	-2518	-3.2%	108.77	108.41
2020/03/31	48444	-8084	-14.3%	30162	-2503	-7.7%	-18282	-5581	-23.4%	78606	-10587	-11.9%	107.53	108.42
2020/03/24	56528	-758	-1.3%	32665	8314	34.1%	-23863	-9072	-27.5%	89193	7556	9.3%	111.20	107.97
2020/03/17	57286	-4446	-7.2%	24351	-29224	-54.5%	-32935	24778	303.8%	81637	-33670	-29.2%	107.26	110.77
2020/03/10	61732	11134	22.0%	53575	-39347	-42.3%	-8157	-50481	-119.3%	115307	-28213	-19.7%	105.10	107.61
2020/03/03	50598	-3257	-6.0%	92922	-17322	-15.7%	42324	-14065	-24.9%	143520	-20579	-12.5%	107.16	105.48
2020/02/25	53855	-4750	-8.1%	110244	24418	28.5%	56389	29168	107.2%	164099	19668	13.6%	110.21	107.91
2020/02/18	58605	3800	6.9%	85826	4833	6.0%	27221	1033	3.9%	144431	8633	6.4%	109.87	111.60
2020/02/11	54805	-2867	-5.0%	80993	1423	1.8%	26188	4290	19.6%	135798	-1444	-1.1%	109.79	109.78
2020/02/04	57672	11996	26.3%	79570	-2131	-2.6%	21898	-14127	-39.2%	137242	9865	7.7%	109.47	109.76
2020/01/28	45676	-4920	-9.7%	81701	-13596	-14.3%	36025	-8676	-19.4%	127377	-18516	-12.7%	109.24	108.36
2020/01/21	50596	876	1.8%	95297	14147	17.4%	44701	13271	42.2%	145893	15023	11.5%	109.86	109.28
2020/01/14	49720	1874	3.9%	81150	21056	35.0%	31430	19182	156.6%	130870	22930	21.2%	109.99	110.15
2020/01/07	47846	4178	9.6%	60094	-8876	-12.9%	12248	-13054	-51.6%	107940	-4698	-4.2%	108.46	109.50
2019/12/31	43668	3076	7.6%	68970	-5164	-7.0%	25302	-8240	-24.6%	112638	-2088	-1.8%	108.60	108.10
2019/12/24	40592	-2826	-6.5%	74134	-11346	-13.3%	33542	-8520	-20.3%	114726	-14172	-11.0%	109.38	109.43
2019/12/17	43418	1575	3.8%	85480	-45	-0.1%	42062	-1620	-3.7%	128898	1530	1.2%	109.51	109.50
2019/12/10	41843	-6469	-13.4%	85525	-10610	-11.0%	43682	-4141	-8.7%	127368	-17079	-11.8%	108.80	109.33
2019/12/03	48312			96135			47823			144447			108.64	108.56

JAPANESE YEN - CHICAGO MERCANTILE EXCHANGE  
FUTURES ONLY POSITIONS

— 金曜終値 — 火曜終値 — Short枚数 — Long枚数 ■ 売り越し or 買い越し枚数



EURO FX - CHICAGO MERCANTILE EXCHANGE

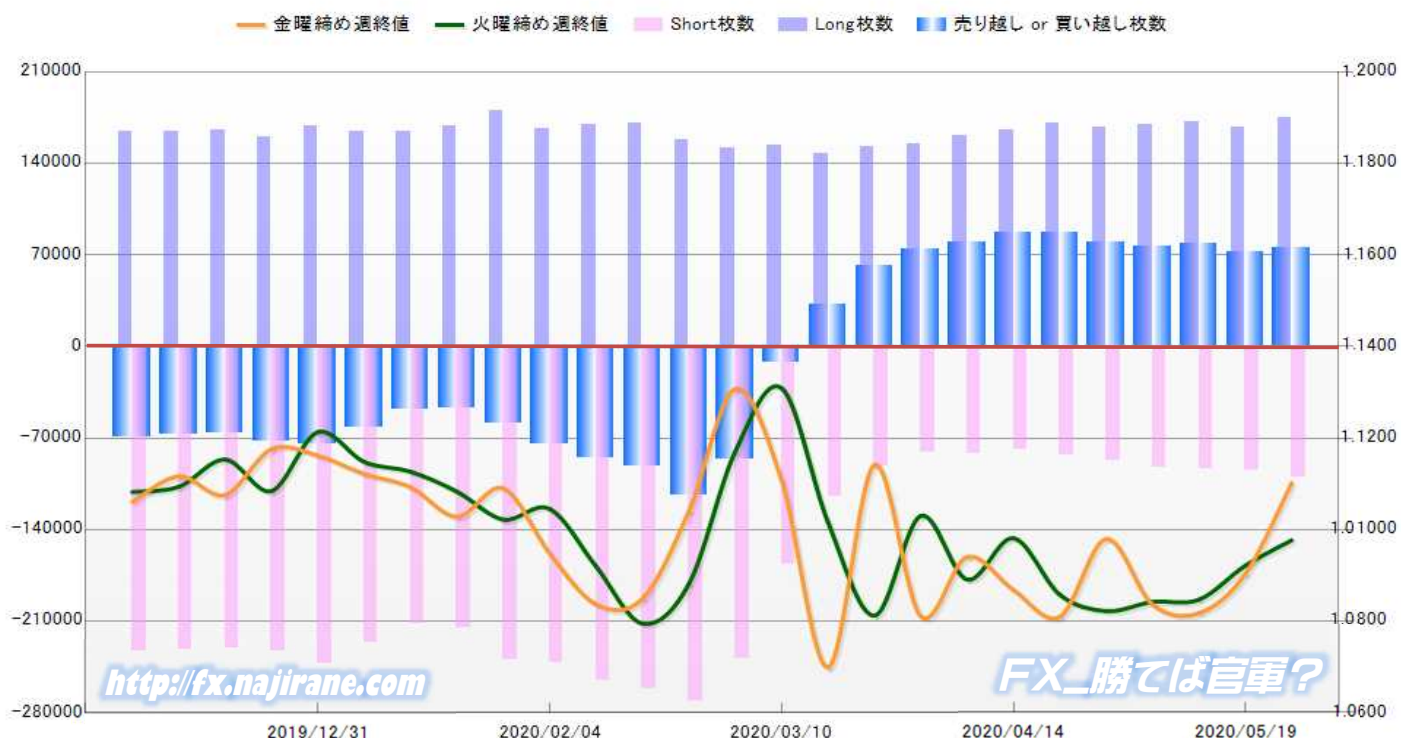
Code-099741

2019/12/03 ~ 2020/05/26

2020/05/29 NYクローズ時公表値

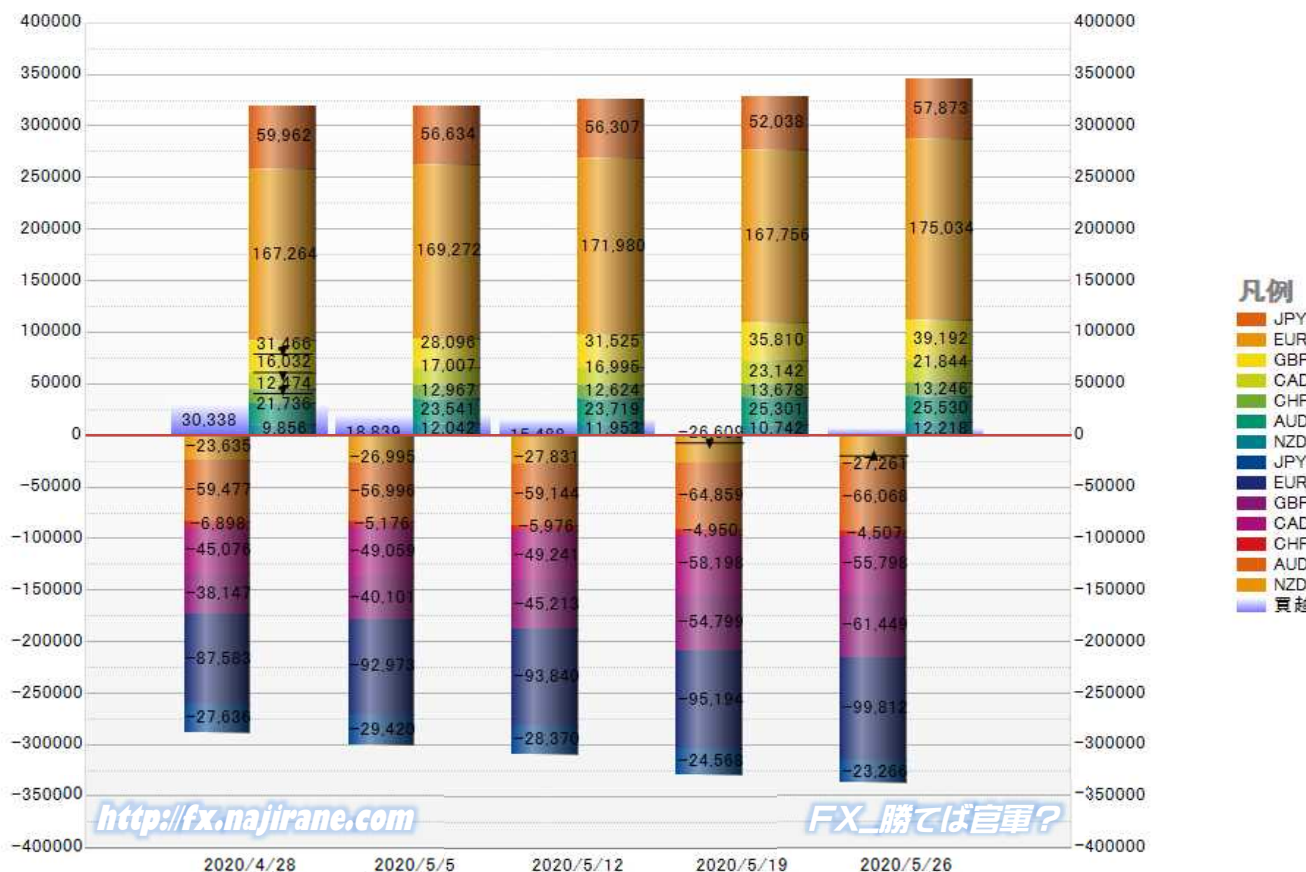
Report_Date	Non Commercial Positions										火曜日 引け値	金曜日 引け値		
	Long	増減		Short	増減		売り越し	増減		売買計			増減	
2020/05/26	175034	7278	4.3%	99812	4618	4.9%	-75222	2660	3.7%	274846	11896	4.5%	1.0977	1.1102
2020/05/19	167756	-4224	-2.5%	95194	1354	1.4%	-72562	-5578	-7.1%	262950	-2870	-1.1%	1.0921	1.0903
2020/05/12	171980	2708	1.6%	93840	867	0.9%	-78140	1841	2.4%	265820	3575	1.4%	1.0847	1.0818
2020/05/05	169272	2008	1.2%	92973	5390	6.2%	-76299	-3382	-4.2%	262245	7398	2.9%	1.0842	1.0836
2020/04/28	167264	-3114	-1.8%	87583	4423	5.3%	-79681	-7537	-8.6%	254847	1309	0.5%	1.0822	1.0980
2020/04/21	170378	5300	3.2%	83160	4699	6.0%	-87218	601	0.7%	253538	9999	4.1%	1.0858	1.0810
2020/04/14	165078	3893	2.4%	78461	-3100	-3.8%	-86617	6993	8.8%	243539	793	0.3%	1.0981	1.0868
2020/04/07	161185	6138	4.0%	81561	761	0.9%	-79624	5377	7.2%	242746	6899	2.9%	1.0891	1.0940
2020/03/31	155047	2687	1.8%	80800	-10270	-11.3%	-74247	12957	21.1%	235847	-7583	-3.1%	1.1030	1.0811
2020/03/24	152360	5227	3.6%	91070	-23568	-20.6%	-61290	28795	88.6%	243430	-18341	-7.0%	1.0812	1.1141
2020/03/17	147133	-6687	-4.3%	114638	-51849	-31.1%	-32495	-45162	-356.5%	261771	-58536	####	1.1016	1.0699
2020/03/10	153820	1916	1.3%	166487	-72120	-30.2%	12667	-74036	-85.4%	320307	-70204	####	1.1309	1.1107
2020/03/03	151904	-5683	-3.6%	238607	-33001	-12.2%	86703	-27318	-24.0%	390511	-38684	-9.0%	1.1171	1.1307
2020/02/25	157587	-12999	-7.6%	271608	9515	3.6%	114021	22514	24.6%	429195	-3484	-0.8%	1.0881	1.1040
2020/02/18	170586	1111	0.7%	262093	6949	2.7%	91507	5838	6.8%	432679	8060	1.9%	1.0795	1.0849
2020/02/11	169475	2550	1.5%	255144	13139	5.4%	85669	10589	14.1%	424619	15689	3.8%	1.0919	1.0837
2020/02/04	166925	-13728	-7.6%	242005	2490	1.0%	75080	16218	27.6%	408930	-11238	-2.7%	1.1045	1.0948
2020/01/28	180653	12437	7.4%	239515	24280	11.3%	58862	11843	25.2%	420168	36717	9.6%	1.1022	1.1090
2020/01/21	168216	4335	2.6%	215235	3172	1.5%	47019	-1163	-2.4%	383451	7507	2.0%	1.1083	1.1028
2020/01/14	163881	-932	-0.6%	212063	-14414	-6.4%	48182	-13482	-21.9%	375944	-15346	-3.9%	1.1127	1.1093
2020/01/07	164813	-4039	-2.4%	226477	-16720	-6.9%	61664	-12681	-17.1%	391290	-20759	-5.0%	1.1148	1.1122
2019/12/31	168852	8589	5.4%	243197	9991	4.3%	74345	1402	1.9%	412049	18580	4.7%	1.1213	1.1162
2019/12/24	160263	-5092	-3.1%	233206	2157	0.9%	72943	7249	11.0%	393469	-2935	-0.7%	1.1085	1.1176
2019/12/17	165355	623	0.4%	231049	-1326	-0.6%	65694	-1949	-2.9%	396404	-703	-0.2%	1.1153	1.1076
2019/12/10	164732	340	0.2%	232375	-1066	-0.5%	67643	-1406	-2.0%	397107	-726	-0.2%	1.1093	1.1117
2019/12/03	164392			233441			69049			397833			1.1082	1.1060

EURO FX - CHICAGO MERCANTILE EXCHANGE  
FUTURES ONLY POSITIONS



	2020/04/28			2020/05/05			2020/05/12			2020/05/19			2020/05/26		
	Long	Short	売り越し	Long	Short	売り越し	Long	Short	売り越し	Long	Short	売り越し	Long	Short	売り越し
JPY	59962	27636	-32326	56634	29420	-27214	56307	28370	-27937	52038	24568	-27470	57873	23266	-34607
	前週比 枚数増減 (枚)			-3328	1784	-5112	-327	-1050	723	-4269	-3802	-467	5835	-1302	7137
	前週比 枚数増減 (%)			-5.6%	6.5%	-15.8%	-0.6%	-3.6%	2.7%	-7.6%	-13.4%	-1.7%	11.2%	-5.3%	26.0%
EUR	167264	87583	-79681	169272	92973	-76299	171980	93840	-78140	167756	95194	-72562	175034	99812	-75222
	前週比 枚数増減 (枚)			2008	5390	-3382	2708	867	1841	-4224	1354	-5578	7278	4618	2660
	前週比 枚数増減 (%)			1.2%	6.2%	-4.2%	1.6%	0.9%	2.4%	-2.5%	1.4%	-7.1%	4.3%	4.9%	3.7%
GBP	31466	38147	6681	28096	40101	12005	31525	45213	13688	35810	54799	18989	39192	61449	22257
	前週比 枚数増減 (枚)			-3370	1954	5324	3429	5112	1683	4285	9586	5301	3382	6650	3268
	前週比 枚数増減 (%)			-10.7%	5.1%	79.7%	12.2%	12.7%	14.0%	13.6%	21.2%	38.7%	9.4%	12.1%	17.2%
AUD	21736	59477	37741	23541	56996	33455	23719	59144	35425	25301	64859	39558	25530	66068	40538
	前週比 枚数増減 (枚)			1805	-2481	-4286	178	2148	1970	1582	5715	4133	229	1209	980
	前週比 枚数増減 (%)			8.3%	-4.2%	-11.4%	0.8%	3.8%	5.9%	6.7%	9.7%	11.7%	0.9%	1.9%	2.5%
CAD	16032	45076	29044	17007	49059	32052	16995	49241	32246	23142	58198	35056	21844	55798	33954
	前週比 枚数増減 (枚)			975	3983	3008	-12	182	194	6147	8957	2810	-1298	-2400	-1102
	前週比 枚数増減 (%)			6.1%	8.8%	10.4%	-0.1%	0.4%	0.6%	36.2%	18.2%	8.7%	-5.6%	-4.1%	-3.1%
CHF	12474	6898	-5576	12967	5176	-7791	12624	5976	-6648	13678	4950	-8728	13246	4507	-8739
	前週比 枚数増減 (枚)			493	-1722	2215	-343	800	-1143	1054	-1026	2080	-432	-443	11
	前週比 枚数増減 (%)			4.0%	-25.0%	39.7%	-2.6%	15.5%	-14.7%	8.3%	-17.2%	31.3%	-3.2%	-8.9%	0.1%
NZD	9856	23635	13779	12042	26995	14953	11953	27831	15878	10742	26609	15867	12218	27261	15043
	前週比 枚数増減 (枚)			2186	3360	1174	-89	836	925	-1211	-1222	-11	1476	652	-824
	前週比 枚数増減 (%)			22.2%	14.2%	8.5%	-0.7%	3.1%	6.2%	-10.1%	-4.4%	-0.1%	13.7%	2.5%	-5.2%
MXN	32191	23710	-8481	31184	24075	-7109	22491	27611	5120	24268	30252	5984	43294	38603	-4691
	前週比 枚数増減 (枚)			-1007	365	-1372	-8693	3536	12229	1777	2641	864	19026	8351	10675
	前週比 枚数増減 (%)			-3.1%	1.5%	-16.2%	-27.9%	14.7%	172.0%	7.9%	9.6%	16.9%	78.4%	27.6%	178.4%
Total All 8	350981	312162	-38819	350743	324795	-25948	347594	337226	-10368	352735	359429	6694	388231	376764	-11467
	前週比 枚数増減 (枚)			-238	12633	-12871	-3149	12431	-15580	5141	22203	17062	35496	17335	18161
	前週比 枚数増減 (%)			-0.1%	4.0%	-33.2%	-0.9%	3.8%	-60.0%	1.5%	6.6%	164.6%	10.1%	4.8%	271.3%
Total 7 (MXN除く)	318790	288452	-30338	319559	300720	-18839	325103	309615	-15488	328467	329177	710	344937	338161	-6776
	前週比 枚数増減 (枚)			769	12268	-11499	5544	8895	-3351	3364	19562	16198	16470	8984	7486
	前週比 枚数増減 (%)			0.2%	4.3%	-37.9%	1.7%	3.0%	-17.8%	1.0%	6.3%	104.6%	5.0%	2.7%	1054.4%

### 直近5週 CFTC IMM主要7通貨の構成

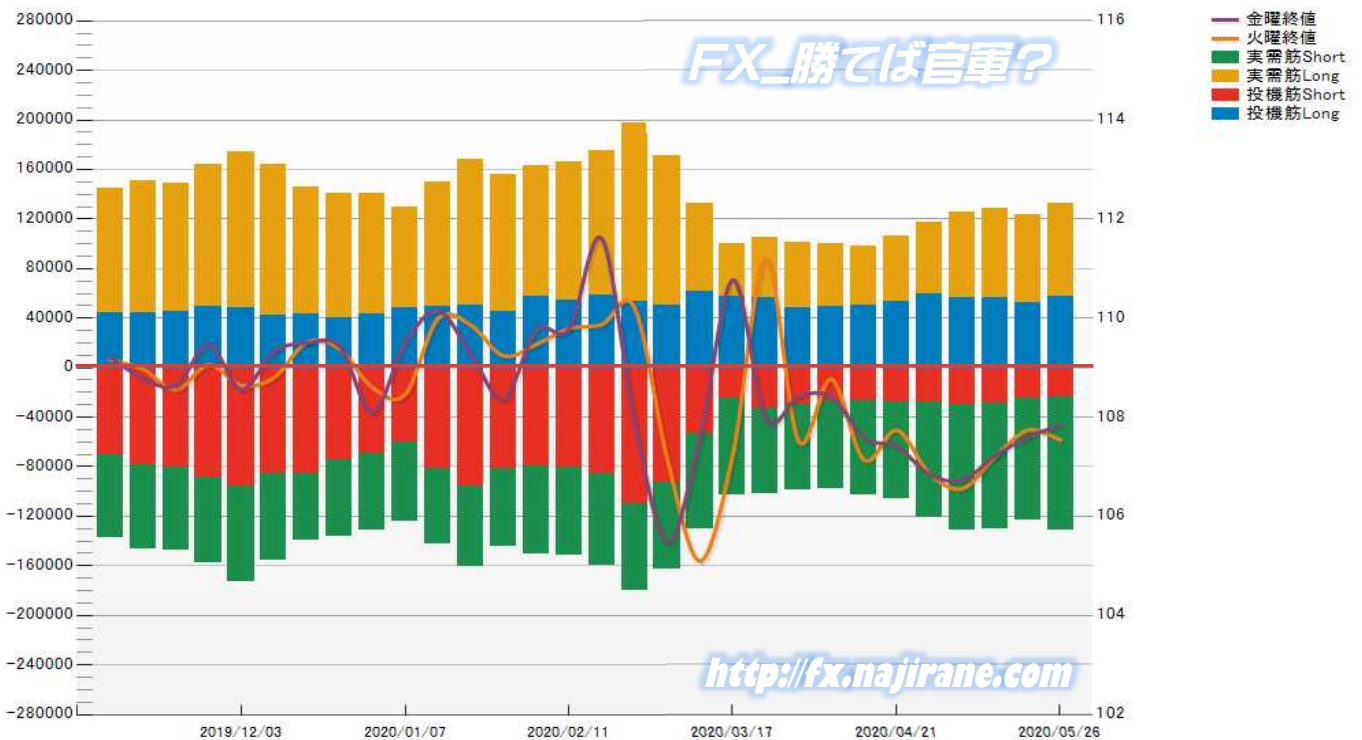


JAPANESE YEN - CHICAGO MERCANTILE EXCHANGE  
FUTURES ONLY POSITIONS

Code-097741  
2020/05/29 公表値

Date	投機筋集計				実需筋集計				投機筋+実需筋合計				ドル円終値	
	円買い	円売り	売り越し	売買計	円買い	円売り	売り越し	売買計	円買い	円売り	売り越し	売買計	火曜締め	金曜締め
2020/05/26	57873	23266	-34607	81139	74238	108460	34222	182698	132111	131726	-385	263837	107.54	107.84
2020/05/19	52038	24568	-27470	76606	71027	98736	27709	169763	123065	123304	239	246369	107.74	107.60
2020/05/12	56307	28370	-27937	84677	72360	101599	29239	173959	128667	129969	1302	258636	107.20	107.22
2020/05/05	56634	29420	-27214	86054	68783	101620	32837	170403	125417	131040	5623	256457	106.56	106.73
2020/04/28	59962	27636	-32326	87598	56947	93684	36737	150631	116909	121320	4411	238229	106.86	106.85
2020/04/21	53730	27704	-26026	81434	52383	78188	25805	130571	106113	105892	-221	212005	107.74	107.41
2020/04/14	49863	27220	-22643	77083	48656	75435	26779	124091	98519	102655	4136	201174	107.14	107.58
2020/04/07	49249	26839	-22410	76088	51300	70904	19604	122204	100549	97743	-2806	198292	108.77	108.41
2020/03/31	48444	30162	-18282	78606	53154	68221	15067	121375	101598	98383	-3215	199981	107.53	108.42
2020/03/24	56528	32665	-23863	89193	48777	69252	20475	118029	105305	101917	-3388	207222	111.20	107.97
2020/03/17	57286	24351	-32935	81637	42873	78049	35176	120922	100159	102400	2241	202559	107.26	110.77
2020/03/10	61732	53575	-8157	115307	70545	76931	6386	147476	132277	130506	-1771	262783	105.10	107.61
2020/03/03	50598	92922	42324	143520	120130	70043	-50087	190173	170728	162965	-7763	333693	107.16	105.48
2020/02/25	53855	110244	56389	164099	144064	69816	-74248	213880	197919	180060	-17859	377979	110.21	107.91
2020/02/18	58605	85826	27221	144431	116686	73909	-42777	190595	175291	159735	-15556	335026	109.87	111.60
2020/02/11	54805	80993	26188	135798	111167	70770	-40397	181937	165972	151763	-14209	317735	109.79	109.78
2020/02/04	57672	79570	21898	137242	105438	71114	-34324	176552	163110	150684	-12426	313794	109.47	109.76
2020/01/28	45676	81701	36025	127377	110412	63226	-47186	173638	156088	144927	-11161	301015	109.24	108.36
2020/01/21	50596	95297	44701	145893	117694	65587	-52107	183281	168290	160884	-7406	329174	109.86	109.28
2020/01/14	49720	81150	31430	130870	100226	61710	-38516	161936	149946	142860	-7086	292806	109.99	110.15
2020/01/07	47846	60094	12248	107940	82055	64595	-17460	146650	129901	124689	-5212	254590	108.46	109.50
2019/12/31	43668	68970	25302	112638	97526	62360	-35166	159886	141194	131330	-9864	272524	108.60	108.10
2019/12/24	40592	74134	33542	114726	99923	61911	-38012	161834	140515	136045	-4470	276560	109.38	109.43
2019/12/17	43418	85480	42062	128898	102748	54004	-48744	156752	146166	139484	-6682	285650	109.51	109.50
2019/12/10	41843	85525	43682	127368	122108	70477	-51631	192585	163951	156002	-7949	319953	108.80	109.33
2019/12/03	48312	96135	47823	144447	126334	76981	-49353	203315	174646	173116	-1530	347762	108.64	108.56
2019/11/26	49278	88869	39591	138147	115116	68413	-46703	183529	164394	157282	-7112	321676	109.06	109.46
2019/11/19	45423	80454	35031	125877	102992	67501	-35491	170493	148415	147955	-460	296370	108.55	108.64
2019/11/12	43964	78961	34997	122925	106504	67386	-39118	173890	150468	146347	-4121	296815	108.97	108.79
2019/11/05	43996	70601	26605	114597	101217	66522	-34695	167739	145213	137123	-8090	282336	109.16	109.21

JAPANESE YEN - CHICAGO MERCANTILE EXCHANGE  
FUTURES ONLY POSITIONS Code-097741

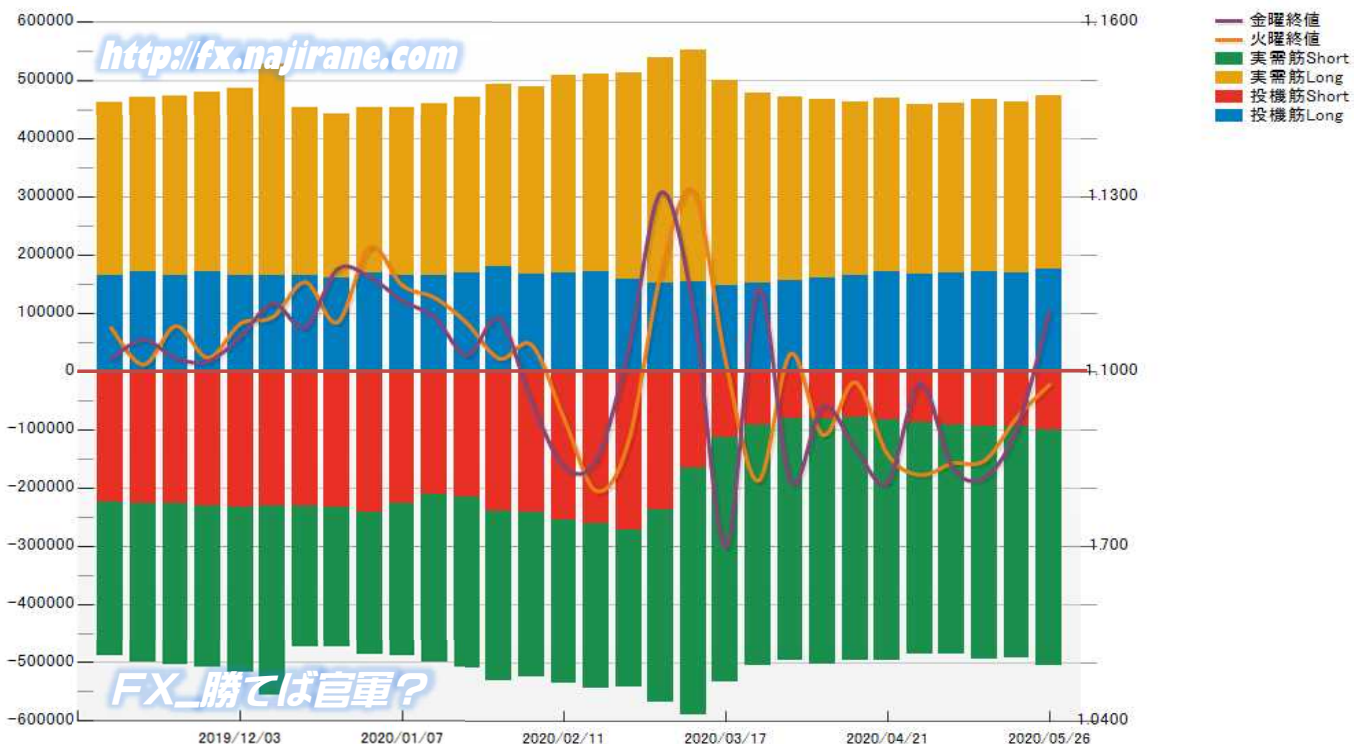


EURO FX - CHICAGO MERCANTILE EXCHANGE  
FUTURES ONLY POSITIONS

Code-099741  
2020/05/29 公表値

Date	投機筋集計				実需筋集計				投機筋+実需筋合計				ユーロドル終値	
	EUR買い	EUR売り	売り越し	売買計	EUR買い	EUR売り	売り越し	売買計	EUR買い	EUR売り	売り越し	売買計	火曜締め	金曜締め
2020/05/26	175034	99812	-75222	274846	298419	404675	106256	703094	473453	504487	31034	977940	1.0977	1.1102
2020/05/19	167756	95194	-72562	262950	295367	397961	102594	693328	463123	493155	30032	956278	1.0921	1.0903
2020/05/12	171980	93840	-78140	265820	294370	400827	106457	695197	466350	494667	28317	961017	1.0847	1.0818
2020/05/05	169272	92973	-76299	262245	290624	393234	102610	683858	459896	486207	26311	946103	1.0842	1.0836
2020/04/28	167264	87583	-79681	254847	291497	399179	107682	690676	458761	486762	28001	945523	1.0822	1.0980
2020/04/21	170378	83160	-87218	253538	297719	413092	115373	710811	468097	496252	28155	964349	1.0858	1.0810
2020/04/14	165078	78461	-86617	243539	296805	417530	120725	714335	461883	495991	34108	957874	1.0981	1.0868
2020/04/07	161185	81561	-79624	242746	304521	422120	117599	726641	465706	503681	37975	969387	1.0891	1.0940
2020/03/31	155047	80800	-74247	235847	315522	415776	100254	731298	470569	496576	26007	967145	1.1030	1.0811
2020/03/24	152360	91070	-61290	243430	326218	414867	88649	741085	478578	505937	27359	984515	1.0812	1.1141
2020/03/17	147133	114638	-32495	261771	352847	419664	66817	772511	499980	534302	34322	1034282	1.1016	1.0699
2020/03/10	153820	166487	12667	320307	397574	424702	27128	822276	551394	591189	39795	1142583	1.1309	1.1107
2020/03/03	151904	238607	86703	390511	385539	329833	-55706	715372	537443	568440	30997	1105883	1.1171	1.1307
2020/02/25	157587	271608	114021	429195	355329	270784	-84545	626113	512916	542392	29476	1055308	1.0881	1.1040
2020/02/18	170586	262093	91507	432679	340245	282010	-58235	622255	510831	544103	33272	1054934	1.0795	1.0849
2020/02/11	169475	255144	85669	424619	338132	281706	-56426	619838	507607	536850	29243	1044457	1.0919	1.0837
2020/02/04	166925	242005	75080	408930	321548	283559	-37989	605107	488473	525564	37091	1014037	1.1045	1.0948
2020/01/28	180653	239515	58862	420168	311346	291195	-20151	602541	491999	530710	38711	1022709	1.1022	1.1090
2020/01/21	168216	215235	47019	383451	302385	295283	-7102	597668	470601	510518	39917	981119	1.1083	1.1028
2020/01/14	163881	212063	48182	375944	297419	288854	-8565	586273	461300	500917	39617	962217	1.1127	1.1093
2020/01/07	164813	226477	61664	391290	288408	263100	-25308	551508	453221	489577	36356	942798	1.1148	1.1122
2019/12/31	168852	243197	74345	412049	285490	245540	-39950	531030	454342	488737	34395	943079	1.1213	1.1162
2019/12/24	160263	233206	72943	393469	282401	241064	-41337	523465	442664	474270	31606	916934	1.1085	1.1176
2019/12/17	165355	231049	65694	396404	288313	244275	-44038	532588	453668	475324	21656	928992	1.1153	1.1076
2019/12/10	164732	232375	67643	397107	363680	325511	-38169	689191	528412	557886	29474	1086298	1.1093	1.1117
2019/12/03	164392	233441	69049	397833	321158	285706	-35452	606864	485550	519147	33597	1004697	1.1082	1.1060
2019/11/26	169916	231332	61416	401248	308994	277623	-31371	586617	478910	508955	30045	987865	1.1024	1.1018
2019/11/19	163898	226401	62503	390299	310291	278082	-32209	588373	474189	504483	30294	978672	1.1078	1.1023
2019/11/12	170250	227919	57669	398169	300579	273909	-26670	574488	470829	501828	30999	972657	1.1012	1.1054
2019/11/05	164183	224929	60746	389112	297733	265666	-32067	563399	461916	490595	28679	952511	1.1075	1.1022

EURO FX - CHICAGO MERCANTILE EXCHANGE  
FUTURES ONLY POSITIONS Code-099741



# CME Daily Volume

FX\_勝てば官軍?

<http://fx.najirane.com>

AUS Dollar		MONTHLY OPTIONS	FUTURE	WEEKLY FRIDAY OPTIONS					参考レート	
Date				WK 1	WK 2	WK 3	WK 4	WK 5	Open	Close
2020/5/28 (木)	3889	---	---		309		1	371	0.6617	0.6620
2020/5/27 (水)	4478	---	---		47		19	289	0.6647	0.6617
2020/5/26 (火)	6933	---	---		223		1	58	0.6541	0.6647
2020/5/22 (金)	5196	---	---		202		378	94	0.6560	0.6537
2020/5/21 (木)	1608	---	---				2	345	0.6596	0.6561
2020/5/20 (水)	3411	---	---		5		113	228	0.6531	0.6596
2020/5/19 (火)	3126	---	---				157	634	0.6517	0.6531
2020/5/18 (月)	7394	---	---		3		1	339	0.6413	0.6517
2020/5/15 (金)	563	---	---		2		117	1623	0.6464	0.6415
2020/5/14 (木)	3800	---	---		8		479	117	0.6455	0.6464

CAN Dollar		MONTHLY OPTIONS	FUTURE	WEEKLY FRIDAY OPTIONS					参考レート		
Date				WK 1	WK 2	WK 3	WK 4	WK 5	Open	Close	
2020/5/28 (木)	---	---	---		247		0	308	588	0.7270	0.7262
2020/5/27 (水)	---	---	---		120		461	22	1402	0.7253	0.7270
2020/5/26 (火)	---	---	---		58		200	304	1542	0.7152	0.7252
2020/5/22 (金)	---	---	---		4		342	159	2211	0.7166	0.7150
2020/5/21 (木)	---	---	---		0		0	215	586	0.7193	0.7166
2020/5/20 (水)	---	---	---		0		50	1398	643	0.7167	0.7193
2020/5/19 (火)	---	---	---		2		0	797	411	0.7172	0.7167
2020/5/18 (月)	---	---	---		2		2	1055	2	0.7087	0.7171
2020/5/15 (金)	---	---	---		284		147	1820	2	0.7121	0.7093
2020/5/14 (木)	---	---	---		58		384	493	0	0.7095	0.7123

SWISS FRANC		MONTHLY OPTIONS	FUTURE	WEEKLY FRIDAY OPTIONS					参考レート		
Date				WK 1	WK 2	WK 3	WK 4	WK 5	Open	Close	
2020/5/28 (木)	21179	---	---		---		---	---	---	1.0328	1.0375
2020/5/27 (水)	30029	---	---		---		---	---	---	1.0356	1.0328
2020/5/26 (火)	23019	---	---		---		---	---	---	1.0291	1.0354
2020/5/22 (金)	18113	---	---		---		---	---	---	1.0302	1.0296
2020/5/21 (木)	18560	---	---		---		---	---	---	1.0367	1.0302
2020/5/20 (水)	20948	---	---		---		---	---	---	1.0293	1.0366
2020/5/19 (火)	18176	---	---		---		---	---	---	1.0288	1.0294
2020/5/18 (月)	26172	---	---		---		---	---	---	1.0292	1.0288
2020/5/15 (金)	14713	---	---		---		---	---	---	1.0275	1.0287
2020/5/14 (木)	16745	---	---		---		---	---	---	1.0287	1.0275

EU EURO		MONTHLY OPTIONS	FUTURE	WEEKLY FRIDAY OPTIONS					参考レート		
Date				WK 1	WK 2	WK 3	WK 4	WK 5	Open	Close	
2020/5/28 (木)	13722	---	---		917		265	1352	1175	1.1006	1.1079
2020/5/27 (水)	11684	---	---		436		194	527	1377	1.0977	1.1007
2020/5/26 (火)	8889	---	---		129		2	52	2411	1.0894	1.0977
2020/5/22 (金)	8630	---	---		188		505	470	4803	1.0948	1.0903
2020/5/21 (木)	6193	---	---		181		148	1269	1706	1.0982	1.0948
2020/5/20 (水)	10604	---	---		77		503	2169	1537	1.0921	1.0979
2020/5/19 (火)	13976	---	---		265		673	2850	795	1.0916	1.0921
2020/5/18 (月)	14087	---	---		7		273	2849	598	1.0817	1.0917
2020/5/15 (金)	7442	---	---		416		395	2925	136	1.0807	1.0818
2020/5/14 (木)	5229	---	---		93		936	1403	207	1.0818	1.0807

GB POUND		MONTHLY OPTIONS	FUTURE	WEEKLY FRIDAY OPTIONS					参考レート		
Date				WK 1	WK 2	WK 3	WK 4	WK 5	Open	Close	
2020/5/28 (木)	80684	---	---		82		303	138	138	1.2261	1.2323
2020/5/27 (水)	118160	---	---		52		6	398	187	1.2334	1.2261
2020/5/26 (火)	130138	---	---		27		71	78	317	1.2187	1.2334
2020/5/22 (金)	67146	---	---		1		570	140	142	1.2225	1.2175
2020/5/21 (木)	70615	---	---		162			354	76	1.2239	1.2225
2020/5/20 (水)	64979	---	---		1			426	7	1.2245	1.2238
2020/5/19 (火)	86094	---	---				192	510	10	1.2199	1.2245
2020/5/18 (月)	94930	---	---		221		753	589	54	1.2083	1.2200
2020/5/15 (金)	88471	---	---		1196		117	253	10	1.2232	1.2117
2020/5/14 (木)	76750	---	---		2		692	419	11	1.2235	1.2232

JP YEN		MONTHLY OPTIONS	FUTURE	WEEKLY FRIDAY OPTIONS					参考レート			
Date				WK 1	WK 2	WK 3	WK 4	WK 5	Open	Close		
2020/5/28 (木)	---	70321	---		10		0	46	154	107.72	107.63	
2020/5/27 (水)	---	91676	---		0		147	16	215	727	107.55	107.72
2020/5/26 (火)	---	90460	---		0		0	0	1	492	107.73	107.54
2020/5/22 (金)	---	60112	---		0		387	118	4699	107.66	107.60	
2020/5/21 (木)	---	63367	---		211		556	253	1000	107.56	107.66	
2020/5/20 (水)	---	72476	---		0		0	785	800	107.75	107.56	
2020/5/19 (火)	---	102891	---		0		0	2591	77	107.31	107.74	
2020/5/18 (月)	---	74231	---		200		57	344	300	107.13	107.31	
2020/5/15 (金)	---	71082	---		312		173	4355	6	107.23	107.22	
2020/5/14 (木)	---	64093	---		116		999	1018	95	107.07	107.23	

MEX PESO		MONTHLY OPTIONS	FUTURE	WEEKLY FRIDAY OPTIONS					参考レート		
Date				WK 1	WK 2	WK 3	WK 4	WK 5	Open	Close	
2020/5/28 (木)	31	46706	---		---		---	---	---	4.4795	4.5006
2020/5/27 (水)	237	52663	---		---		---	---	---	4.5008	4.4795
2020/5/26 (火)	42	62756	---		---		---	---	---	4.4293	4.5008
2020/5/22 (金)	37	41444	---		---		---	---	---	4.3715	4.3916
2020/5/21 (木)	31	41121	---		---		---	---	---	4.3086	4.3715
2020/5/20 (水)	51	37092	---		---		---	---	---	4.2134	4.3086
2020/5/19 (火)	5	37837	---		---		---	---	---	4.2071	4.2105
2020/5/18 (月)	25	30597	---		---		---	---	---	4.1610	4.2071
2020/5/15 (金)	8	33281	---		---		---	---	---	4.1902	4.1653
2020/5/14 (木)	3	41136	---		---		---	---	---	4.1313	4.1902

NZ DOLLAR		MONTHLY OPTIONS	FUTURE	WEEKLY FRIDAY OPTIONS					参考レート		
Date				WK 1	WK 2	WK 3	WK 4	WK 5	Open	Close	
2020/5/28 (木)	1	23276	---		---		---	---	---	0.6183	0.6200
2020/5/27 (水)	1	35750	---		---		---	---	---	0.6197	0.6183
2020/5/26 (火)	2	29528	---		---		---	---	---	0.6100	0.6197
2020/5/22 (金)	1	20239	---		---		---	---	---	0.6119	0.6094
2020/5/21 (木)	0	26515	---		---		---	---	---	0.6141	0.6119
2020/5/20 (水)	1	25111	---		---		---	---	---	0.6071	0.6140
2020/5/19 (火)	0	22407	---		---		---	---	---	0.6036	0.6071
2020/5/18 (月)	0	27007	---		---		---	---	---	0.5926	0.6036
2020/5/15 (金)	0	26591	---		---		---	---	---	0.6005	0.5929
2020/5/14 (木)	0	28616	---		---		---	---	---	0.5994	0.6006

# Bitcoin/USD 及び CME Futures (当月及び限月別)

※取引単位=5ビットコイン  
(CME CFビットコイン参考基準レート=BRRを対象)

Bitcoin/USD					CME Futures		2020/05		2020/06		2020/07		2020/08		2020/09	
Date	Open	High	Low	Close	Volume	OpenInt	Close	Volume	Close	Volume	Close	Volume	Close	Volume	Close	Volume
2020/2/24	9930	10020	9497	9643	9212	5662	9945	1	10005	1	10105		0		0	
2020/2/25	9643	9671	9259	9390	5727	5632	9650	10	9720	5	9820		0		0	
2020/2/26	9399	9399	8651	8795	9826	5358	9055	10	9115	49	9215		0		0	
2020/2/27	8787	8969	8532	8795	6160	4975	9120	21	9180	3	9280	2	0		0	
2020/2/28	8795	8905	8446	8621	4069	4471	8880	5	8950	7	9050		0		0	
2020/3/2	8562	8977	8503	8937	2376	4574	9170	44	9245	6	9345		9445		0	
2020/3/3	8929	8929	8673	8787	4061	4837	8980	201	9090	573	9190		9290		0	
2020/3/4	8787	8957	8696	8757	2024	4771	8955	27	9060	33	9160		9260		0	
2020/3/5	8764	9174	8757	9083	4006	4751	9390	58	9490	29	9590	1	9690		0	
2020/3/6	9083	9183	9009	9132	1944	4743	9385	18	9485	24	9540		9615		0	
2020/3/9	8183	8258	7663	7886	11291	4836	7970	369	8005	817	8060		8135		0	
2020/3/10	7886	8163	7770	7968	5551	4368	8110	85	8150	70	8205		8280		0	
2020/3/11	7968	7994	7616	7994	4251	4315	7970	58	8010	83	8065		8140		0	
2020/3/12	7974	7987	5583	5784	17840	4396	6075	320	6100	405	6155	1	6230		0	
2020/3/13	5807	5984	5367	5438	17920	4840	5375	363	5370	226	5425	1	5500		0	
2020/3/16	5359	5447	4460	4941	16612	4675	4935	193	4935	155	4985		5060		0	
2020/3/17	4943	5525	4933	5462	7961	4474	5415	215	5430	317	5480		5555		0	
2020/3/18	5456	5462	5030	5353	10334	4171	5370	122	5390	183	5440		5515		0	
2020/3/19	5362	6418	5266	6297	10163	4030	6285	143	6315	272	6375	1	6405	1	0	
2020/3/20	6297	6892	5688	5963	8660	3638	6245	250	6275	241	6300		6315		0	
2020/3/23	5886	6614	5705	6468	9757	3734	6330	67	6345	183	6370		6400		0	
2020/3/24	6468	6835	6410	6784	9152	3909	6755	51	6775	78	6820		6855		0	
2020/3/25	6784	6978	6485	6707	6199	3855	6675	27	6690	90	6725		6760		0	
2020/3/26	6698	6793	6545	6735	5076	3907	6720	35	6740	37	6770		6790		0	
2020/3/27	6725	6873	6596	6693	2565	3621	6710	117	6735	76	6760		6780		0	
2020/3/30	5914	6579	5875	6545	4769	3807	6405	235	6425	193	6450		6450		6500	
2020/3/31	6549	6614	6353	6460	2591	3947	6495	152	6530	134	6550		6550		6600	
2020/4/1	6460	6468	6173	6378	2788	4270	6225	83	6255	48	6275		6275	1	6325	
2020/4/2	6378	7236	6373	6845	10302	4992	6900	402	6935	305	6945	4	6975		7000	
2020/4/3	6840	7042	6623	6789	4287	4907	6845	178	6865	166	6880	4	6910		6935	
2020/4/6	6770	7321	6770	7299	11232	5037	7390	129	7415	125	7420	8	7430	28	7445	3
2020/4/7	7299	7463	7087	7184	9135	5448	7405	931	7430	447	7435	5	7440		7455	3
2020/4/8	7179	7424	7143	7337	3657	5009	7390	344	7425	220	7450	27	7445		7460	3
2020/4/9	7337	7396	7128	7315	3003	4896	7350	76	7365	101	7385	31	7395		7405	2
2020/4/13	7133	7148	6618	6840	6383	5273	6820	441	6825	408	6825	108	6820	26	6830	5
2020/4/14	6845	6983	6780	6859	2481	5538	6965	136	6965	109	6975	4	6970	26	6980	5
2020/4/15	6863	6935	6698	6739	2454	5456	6755	246	6755	51	6770	6	6760	3	6770	2
2020/4/16	6743	7128	6498	7082	6942	5858	7125	363	7155	195	7170	5	7170	3	7180	15
2020/4/17	7082	7205	7008	7077	2175	5862	7115	190	7125	120	7150	1	7145	1	7155	
2020/4/20	7205	7220	6775	6868	4734	5781	6815	297	6825	127	6835	3	6860	5	6870	
2020/4/21	6863	6949	6789	6901	3815	5648	6900	722	6910	174	6920	35	6945	5	6955	
2020/4/22	6901	7163	6835	7102	4674	5785	7155	885	7160	264	7190	19	7195	2	7205	
2020/4/23	7102	7728	7042	7599	13285	6128	7625	4094	7660	1128	7670	22	7670	2	7680	2
2020/4/24	7605	7605	7418	7530	3068	5478	7595	2367	7610	695	7635	2	7640	4	7650	2
2020/4/27	7634	7782	7593	7740	3370	5891	7780	2872	7795	480	7805	13	7805	3	7815	2
2020/4/28	7740	7788	7675	7740	2459	6111	7780	1762	7785	639	7805	41	7810	16	7820	1
2020/4/29	7740	8945	7728	8865	11339	6852	8825	9729	8860	1535	8875	59	8885	16	8895	1
2020/4/30	8865	9461	8418	8764	11331	6681	8930	10524	8950	734	8990	52	9010	12	9050	9
2020/5/1	8764	9058	8606	8734	5635	7672	8840	5127	8850	494	8870	12	8880	2	8910	9
2020/5/4	8865	8961	8547	8953	4332	7601	8935	3992	8965	314	8980	7	8995	11	9015	8
2020/5/5	8953	9116	8787	8969	5218	7784	8985	4675	9020	412	9040	79	9050	46	9055	6
2020/5/6	8977	9390	8921	9294	7035	8706	9340	6300	9385	663	9400	36	9420	4	9425	2
2020/5/7	9294	9960	9066	9881	13421	9783	10010	12108	10060	1060	10085	193	10100	48	10110	10
2020/5/8	9881	10050	9747	9960	7424	9490	10030	6747	10090	628	10130	47	10145	2	10155	10
2020/5/11	8726	9158	8258	8584	21001	9077	8795	19225	8845	1491	8860	157	8880	72	8920	56
2020/5/12	8576	8977	8518	8764	7859	9939	8870	6912	8930	704	8950	114	8965	64	8975	65
2020/5/13	8749	9407	8749	9355	5941	10698	9370	5001	9325	762	9335	128	9345	41	9360	9
2020/5/14	9363	9930	9276	9766	9828	10789	9725	8874	9815	642	9840	201	9880	90	9905	21
2020/5/15	9785	9843	9268	9337	8825	10367	9395	7857	9455	880	9505	66	9535	18	9560	2
2020/5/18	9766	9940	9515	9690	8946	10628	9745	7691	9830	1001	9880	176	9905	32	9930	46
2020/5/19	9681	9891	9479	9681	7837	10878	9680	6700	9765	695	9815	166	9840	157	9845	119
2020/5/20	9681	9833	9337	9551	7382	10761	9570	6276	9640	843	9685	147	9700	47	9685	69
2020/5/21	9551	9569	8818	9099	10514	9592	9075	8797	9165	1506	9185	141	9205	42	9195	28
2020/5/22	9099	9259	8945	9174	5236	9175	9175	4564	9255	595	9300	40	9315	20	9320	17
2020/5/25	9058	9066	8643	8905	---	---	---	---	---	---	---	---	---	---	---	---
2020/5/26	8905	9009	8711	8850	11348	8722	8785	8287	8855	2493	8910	298	8935	84	8930	186
2020/5/27	8850	9217	8811	9074	8549	9019	9170	5653	9250	2554	9285	318	9325	20	9325	4
2020/5/28	9066	9524	9066	9443	10373	8916	9450	6137	9560	3729	9590	441	9640	54	9650	12
2020/5/29	9443	9615	9346	9399	4521	---	9443	520	9470	3755	9550	166	9575	69	9625	11



Date	日経平均(^N225)					CME日経平均先物ドル建て(NKD)					CME日経平均先物円建て(NIY)					USDJPY
	Open	High	Low	Close	Volume	Open	High	Low	Close	Volume	Open	High	Low	Close	Volume	
2020-05-29	21,807.63	21,955.44	21,710.80	21,877.89		21,865.00	22,045.00	21,665.00	22,045.00	4,472,968	21,850.00	22,040.00	21,660.00	22,030.00	27,361,867	107.84
2020-05-28	21,612.90	21,926.29	21,580.50	21,916.31	134,000.00	21,620.00	22,110.00	21,620.00	21,835.00	5,082,969	21,615.00	22,100.00	21,615.00	21,830.00	31,553,179	107.63
2020-05-27	21,249.31	21,475.68	21,142.72	21,419.23	112,000.00	21,440.00	21,740.00	21,395.00	21,725.00	3,748,303	21,425.00	21,730.00	21,385.00	21,700.00	26,501,037	107.72
2020-05-26	20,927.96	21,328.34	20,918.11	21,271.17	87,200.00	21,245.00	21,370.00	21,190.00	21,255.00	5,957,595	21,235.00	21,360.00	21,180.00	21,240.00	37,664,196	107.54
2020-05-25	20,653.41	20,741.65	20,584.06	20,741.65	55,100.00	20,680.00	21,000.00	20,680.00	20,980.00	1,579,968	20,670.00	20,985.00	20,665.00	20,985.00	9,153,505	107.74
2020-05-24						20,655.00	20,715.00	20,645.00	20,715.00	4,723	20,640.00	20,695.00	20,630.00	20,690.00	22,896	
2020-05-22	20,583.95	20,615.12	20,334.99	20,388.16	71,100.00	20,390.00	20,600.00	20,245.00	20,585.00	1,808,325	20,380.00	20,585.00	20,230.00	20,570.00	17,077,242	107.60
2020-05-21	20,692.59	20,734.91	20,503.87	20,552.31	62,900.00	20,555.00	20,680.00	20,450.00	20,585.00	1,607,093	20,540.00	20,670.00	20,435.00	20,550.00	14,694,818	107.66
2020-05-20	20,454.49	20,684.46	20,454.03	20,535.15	71,800.00	20,650.00	20,830.00	20,565.00	20,735.00	1,934,272	20,630.00	20,815.00	20,540.00	20,720.00	14,310,692	107.56
2020-05-19	20,469.52	20,659.46	20,433.45	20,493.45	93,000.00	20,505.00	20,700.00	20,365.00	20,475.00	1,838,200	20,485.00	20,680.00	20,340.00	20,435.00	19,516,197	107.74
2020-05-18	20,097.62	20,197.59	19,999.10	20,133.73	71,900.00	20,165.00	20,705.00	20,140.00	20,660.00	2,548,940	20,135.00	20,675.00	20,110.00	20,635.00	18,899,842	107.31
2020-05-17						20,060.00	20,165.00	20,025.00	20,160.00	17,268	20,045.00	20,135.00	20,000.00	20,115.00	37,003	
2020-05-15	20,149.79	20,198.25	19,832.88	20,037.47	75,200.00	20,035.00	20,160.00	19,910.00	20,055.00	1,800,737	20,005.00	20,135.00	19,875.00	20,025.00	21,092,338	107.22
2020-05-14	20,140.49	20,185.00	19,902.93	19,914.78	76,900.00	20,130.00	20,140.00	19,650.00	20,130.00	2,146,285	20,100.00	20,120.00	19,615.00	20,100.00	22,729,039	107.23
2020-05-13	20,140.92	20,329.89	20,056.46	20,267.05	79,500.00	20,285.00	20,435.00	20,120.00	20,150.00	1,958,315	20,250.00	20,410.00	20,090.00	20,125.00	21,058,091	107.06
2020-05-12	20,413.23	20,457.37	20,293.97	20,366.48	67,700.00	20,365.00	20,530.00	20,090.00	20,105.00	1,212,802	20,330.00	20,500.00	20,055.00	20,090.00	15,941,246	107.20
2020-05-11	20,333.73	20,534.88	20,285.04	20,390.66	76,200.00	20,540.00	20,635.00	20,355.00	20,480.00	2,069,801	20,495.00	20,615.00	20,325.00	20,445.00	19,173,437	107.65
2020-05-10						20,200.00	20,380.00	20,185.00	20,365.00	2,721	20,170.00	20,350.00	20,145.00	20,315.00	23,888	
2020-05-08	19,972.09	20,179.09	19,894.58	20,179.09	82,200.00	20,095.00	20,280.00	20,070.00	20,280.00	1,580,016	20,065.00	20,250.00	20,035.00	20,245.00	18,294,456	106.73
2020-05-07	19,468.52	19,720.87	19,448.93	19,674.77	82,900.00	19,695.00	19,930.00	19,620.00	19,885.00	2,712,129	19,670.00	19,900.00	19,590.00	19,850.00	19,561,023	106.30
2020-05-06						19,625.00	19,775.00	19,310.00	19,415.00	523,310	19,600.00	19,750.00	19,280.00	19,395.00	7,275,102	106.09
2020-05-05						19,545.00	19,780.00	19,490.00	19,635.00	1,038,854	19,515.00	19,745.00	19,460.00	19,590.00	11,813,442	106.56
2020-05-04						19,355.00	19,470.00	19,185.00	19,450.00	1,264,045	19,315.00	19,435.00	19,150.00	19,415.00	12,333,748	106.76
2020-05-03						19,440.00	19,440.00	19,230.00	19,285.00	12,637	19,400.00	19,400.00	19,190.00	19,255.00	65,715	
2020-05-01	19,991.97	20,000.25	19,551.73	19,619.35	86,600.00	19,690.00	19,765.00	19,480.00	19,535.00	2,299,385	19,650.00	19,720.00	19,445.00	19,505.00	15,519,688	106.85
2020-04-30	20,105.68	20,365.89	20,084.83	20,193.69	103,400.00	20,380.00	20,410.00	19,780.00	19,970.00	3,642,124	20,330.00	20,355.00	19,740.00	19,915.00	28,267,671	107.16
2020-04-29						20,305.00	20,330.00	20,140.00	20,175.00	206,169	20,255.00	20,285.00	20,090.00	20,125.00	1,880,730	106.63
2020-04-28	19,776.18	19,841.78	19,638.48	19,771.19	68,600.00	19,760.00	20,200.00	19,720.00	20,020.00	2,165,005	19,695.00	20,140.00	19,660.00	19,970.00	18,174,688	106.86
2020-04-27	19,410.84	19,819.06	19,410.18	19,783.22	77,600.00	19,755.00	19,890.00	19,735.00	19,805.00	2,341,642	19,685.00	19,830.00	19,655.00	19,765.00	15,448,371	107.26
2020-04-26						19,475.00	19,525.00	19,405.00	19,515.00	10,661	19,415.00	19,460.00	19,340.00	19,450.00	25,802	
2020-04-24	19,331.86	19,352.24	19,175.38	19,262.00	84,700.00	19,325.00	19,525.00	19,215.00	19,485.00	1,236,616	19,255.00	19,465.00	19,150.00	19,430.00	12,149,224	107.41
2020-04-23	19,313.04	19,429.44	19,221.54	19,429.44	72,600.00	19,360.00	19,725.00	19,340.00	19,395.00	2,030,405	19,285.00	19,655.00	19,270.00	19,325.00	19,749,474	107.61
2020-04-22	19,109.18	19,137.95	18,858.25	19,137.95	76,400.00	19,095.00	19,305.00	19,005.00	19,235.00	764,561	19,020.00	19,230.00	19,165.00	19,165.00	6,060,567	107.75
2020-04-21	19,479.83	19,529.06	19,193.22	19,280.78	79,400.00	19,290.00	19,450.00	19,055.00	19,150.00	3,005,387	19,205.00	19,370.00	19,070.00	19,055.00	22,122,377	107.74
2020-04-20	19,689.85	19,784.38	19,611.79	19,669.12	65,000.00	19,785.00	19,820.00	19,385.00	19,500.00	2,214,626	19,700.00	19,730.00	19,295.00	19,400.00	14,374,035	107.64
2020-04-19						19,565.00	19,660.00	19,550.00	19,640.00	7,840	19,475.00	19,580.00	19,455.00	19,550.00	39,681	
2020-04-17	19,575.85	19,922.07	19,554.70	19,897.26	87,800.00	19,820.00	20,010.00	19,465.00	19,675.00	3,779,485	19,730.00	19,910.00	19,365.00	19,580.00	22,813,157	107.58
2020-04-16	19,311.30	19,311.30	19,154.41	19,290.20	81,400.00	19,305.00	19,880.00	19,095.00	19,710.00	2,783,321	19,215.00	19,780.00	18,990.00	19,655.00	17,097,205	108.04
2020-04-15	19,589.25	19,660.68	19,465.95	19,550.09	94,100.00	19,685.00	19,730.00	19,265.00	19,345.00	2,732,941	19,590.00	19,635.00	19,175.00	19,250.00	18,776,821	107.41
2020-04-14	19,150.30	19,705.99	19,093.12	19,638.81	81,900.00	19,590.00	19,825.00	19,540.00	19,625.00	3,011,190	19,465.00	19,695.00	19,420.00	19,520.00	20,904,997	107.14
2020-04-13	19,312.04	19,355.04	19,014.32	19,043.40	65,600.00	19,320.00	19,320.00	19,075.00	19,235.00	2,089,863	19,155.00	19,185.00	18,945.00	19,095.00	12,340,140	107.73
2020-04-12						19,750.00	19,750.00	19,150.00	19,330.00	25,907						
2020-04-09	19,376.00	19,406.96	19,158.55	19,345.77	82,300.00	19,430.00	19,760.00	19,285.00	19,625.00	3,282,684	19,300.00	19,620.00	19,135.00	19,485.00	25,424,974	108.49
2020-04-08	19,047.76	19,454.34	18,730.80	19,353.24	105,900.00	19,205.00	19,595.00	18,955.00	19,495.00	5,147,560	19,045.00	19,435.00	18,790.00	19,305.00	33,713,857	108.85
2020-04-07	18,878.86	19,162.52	18,553.14	18,950.18	108,200.00	18,740.00	20,030.00	18,740.00	19,175.00	5,929,478	18,580.00	19,860.00	18,580.00	19,025.00	34,880,993	108.77
2020-04-06	17,857.99	18,672.26	17,802.62	18,576.30	105,700.00	18,375.00	19,140.00	18,350.00	19,090.00	3,939,243	18,190.00	18,985.00	18,160.00	18,895.00	37,388,009	109.22
2020-04-05																
2020-04-03	17,951.44	18,059.15	17,646.50	17,820.19	96,000.00	17,955.00	18,075.00	17,765.00	17,890.00	1,632,124	17,765.00	17,875.00	17,570.00	17,700.00	18,241,777	108.42
2020-04-02	17,934.42	18,132.04	17,707.66	17,818.72	107,300.00	18,150.00	18,335.00	17,730.00	18,130.00	3,581,685	17,940.00	18,135.00	17,520.00	17,940.00	27,758,942	107.86
2020-04-01	18,686.12	18,784.25	17,871.62	18,065.41	105,800.00	18,800.00	18,800.00	17,780.00	18,045.00	2,447,040	18,585.00	18,585.00	17,565.00	17,810.00	34,228,376	107.13
2020-03-31	19,181.90	19,336.19	18,834.16	18,917.01	122,200.00	19,325.00	19,350.00	18,700.00	18,765.00	4,323,206	19,035.00	19,100.00	18,480.00	18,535.00	29,788,403	107.53
2020-03-30	18,884.07	19,084.97	18,578.20	19,084.97	121,000.00	19,025.00	19,455.00	18,730.00	19,360.00	4,368,147	18,760.00	19,175.00	18,445.00	19,065.00	30,373,991	107.85
2020-03-29						18,565.00	19,085.00	18,465.00	18,920.00	31,019	18,290.00	18,755.00	18,170.00	18,675.00	115,923	
2020-03-27	19,021.97	19,389.43	18,832.21	19,389.43	148,900.00	19,345.00	19,575.00	18,840.00	18,910.00	2,521,367	18,980.00	19,205.00	18,500.00	18,565.00	41,826,112	107.97





# IMM扱い8通貨/ダウ/日経/金/オイル/主要クロス円の過去5日及び過去5週の4本値

AUDUSD					CADUSD					CHFUSD				
Date	Open	High	Low	Close	Date	Open	High	Low	Close	Date	Open	High	Low	Close
2020/05/29	0.6620	0.6683	0.6619	0.6665	2020/05/29	0.7262	0.7291	0.7229	0.7265	2020/05/29	1.0374	1.0415	1.0363	1.0398
2020/05/28	0.6617	0.6667	0.6588	0.6620	2020/05/28	0.7270	0.7281	0.7252	0.7262	2020/05/28	1.0328	1.0383	1.0289	1.0375
2020/05/27	0.6647	0.6680	0.6571	0.6617	2020/05/27	0.7253	0.7284	0.7235	0.7270	2020/05/27	1.0356	1.0360	1.0280	1.0328
2020/05/26	0.6541	0.6675	0.6538	0.6647	2020/05/26	0.7152	0.7269	0.7150	0.7252	2020/05/26	1.0291	1.0366	1.0290	1.0354
2020/05/25	0.6532	0.6550	0.6520	0.6540	2020/05/25	0.7145	0.7159	0.7139	0.7153	2020/05/25	1.0292	1.0304	1.0271	1.0289

CNYUSD					EURUSD					GBPUSD				
Date	Open	High	Low	Close	Date	Open	High	Low	Close	Date	Open	High	Low	Close
2020/05/29	0.1394	0.1397	0.1393	0.1397	2020/05/29	1.1080	1.1145	1.1070	1.1102	2020/05/29	1.2323	1.2393	1.2291	1.2351
2020/05/28	0.1392	0.1395	0.1392	0.1394	2020/05/28	1.1006	1.1093	1.0992	1.1079	2020/05/28	1.2261	1.2345	1.2234	1.2323
2020/05/27	0.1399	0.1400	0.1394	0.1395	2020/05/27	1.0977	1.1030	1.0935	1.1007	2020/05/27	1.2334	1.2354	1.2206	1.2261
2020/05/26	0.1399	0.1401	0.1399	0.1400	2020/05/26	1.0894	1.0996	1.0893	1.0977	2020/05/26	1.2187	1.2363	1.2186	1.2334
2020/05/25	0.1399	0.1400	0.1397	0.1398	2020/05/25	1.0898	1.0914	1.0871	1.0895	2020/05/25	1.2172	1.2204	1.2164	1.2189

JPYUSD					MXNUSD					NZDUSD				
Date	Open	High	Low	Close	Date	Open	High	Low	Close	Date	Open	High	Low	Close
2020/05/29	0.9291	0.9338	0.9269	0.9273	2020/05/29	4.5006	4.5405	4.4777	4.5092	2020/05/29	0.6199	0.6240	0.6170	0.6209
2020/05/28	0.9284	0.9296	0.9268	0.9291	2020/05/28	4.4795	4.5236	4.4627	4.5006	2020/05/28	0.6183	0.6229	0.6170	0.6200
2020/05/27	0.9299	0.9314	0.9264	0.9283	2020/05/27	4.5008	4.5146	4.4497	4.4795	2020/05/27	0.6197	0.6233	0.6152	0.6183
2020/05/26	0.9282	0.9311	0.9266	0.9299	2020/05/26	4.4293	4.5211	4.4287	4.5008	2020/05/26	0.6100	0.6229	0.6095	0.6197
2020/05/25	0.9295	0.9295	0.9278	0.9282	2020/05/25	4.4032	4.4404	4.3925	4.4293	2020/05/25	0.6096	0.6109	0.6084	0.6100

Nikkei 225 - Japan (NIX)					出来高	
Date	Open	High	Low	Close	(ドル建て終値)	出来高
2020/05/29	21811.52	21955.44	21710.80	21877.89	202.88	0
2020/05/28	21612.90	21917.43	21580.50	21916.31	203.63	1340312400
2020/05/27	21249.31	21473.68	21143.37	21419.23	198.84	1120168200
2020/05/26	20927.96	21327.86	20918.11	21271.17	197.79	871911300
2020/05/25	20653.41	20741.65	20584.06	20741.65	192.52	550881700
週4本値	20653.41	21955.44	20584.06	21877.89	202.88	986849000

XAUUSD				
Date	Open	High	Low	Close
2020/05/29	1719.05	1737.59	1712.98	1731.50
2020/05/28	1711.29	1727.13	1707.29	1718.64
2020/05/27	1710.75	1716.14	1693.82	1709.40
2020/05/26	1728.84	1735.43	1708.44	1711.13
2020/05/25	1733.70	1735.58	1722.42	1730.68
週4本値	1733.70	1737.59	1693.82	1731.50

Dow Jones Industrial - USA (DJIA)					5営業日以内に休業日あり
Date	Open	High	Low	Close	出来高
2020/05/29	25324.15	25482.80	25031.67	25383.11	545144765
2020/05/28	25697.36	25758.79	25358.73	25400.64	377800000
2020/05/27	25298.63	25551.56	25009.87	25548.27	411230000
2020/05/26	24781.84	25176.42	24781.84	24995.11	424380000
2020/05/25	24461.98	24481.64	24294.07	24465.16	255660000
週4本値	24461.98	25758.79	24294.07	25383.11	

Historical Data by **Stooq**  
 Arrangement by **FX\_勝てば官軍?**

Crude Light Oil					
Date	Open	High	Low	Close	出来高
2020/05/29	33.65	35.76	32.38	35.34	
2020/05/28	32.10	34.21	31.14	33.71	877668
2020/05/27	34.14	34.32	31.75	32.81	849876
2020/05/26	33.30	34.81	32.48	34.35	905329
2020/05/25	0.00	0.00	0.00	0.00	
週4本値	0.00	35.76	0.00	35.34	

USDJPY					EURJPY					GBPJPY				
日付	始値	高値	安値	終値	日付	始値	高値	安値	終値	日付	始値	高値	安値	終値
2020/05/29	107.63	107.89	107.09	107.84	2020/05/29	119.24	119.90	118.88	119.72	2020/05/29	132.64	133.46	131.79	133.19
2020/05/28	107.72	107.90	107.58	107.63	2020/05/28	118.55	119.40	118.49	119.24	2020/05/28	132.07	132.88	131.83	132.64
2020/05/27	107.55	107.95	107.37	107.72	2020/05/27	118.08	118.91	117.71	118.57	2020/05/27	132.66	133.01	131.64	132.08
2020/05/26	107.73	107.92	107.40	107.54	2020/05/26	117.36	118.34	117.34	118.05	2020/05/26	131.29	133.04	131.28	132.64
2020/05/25	107.59	107.78	107.59	107.74	2020/05/25	117.25	117.56	117.09	117.37	2020/05/25	130.96	131.41	130.96	131.31

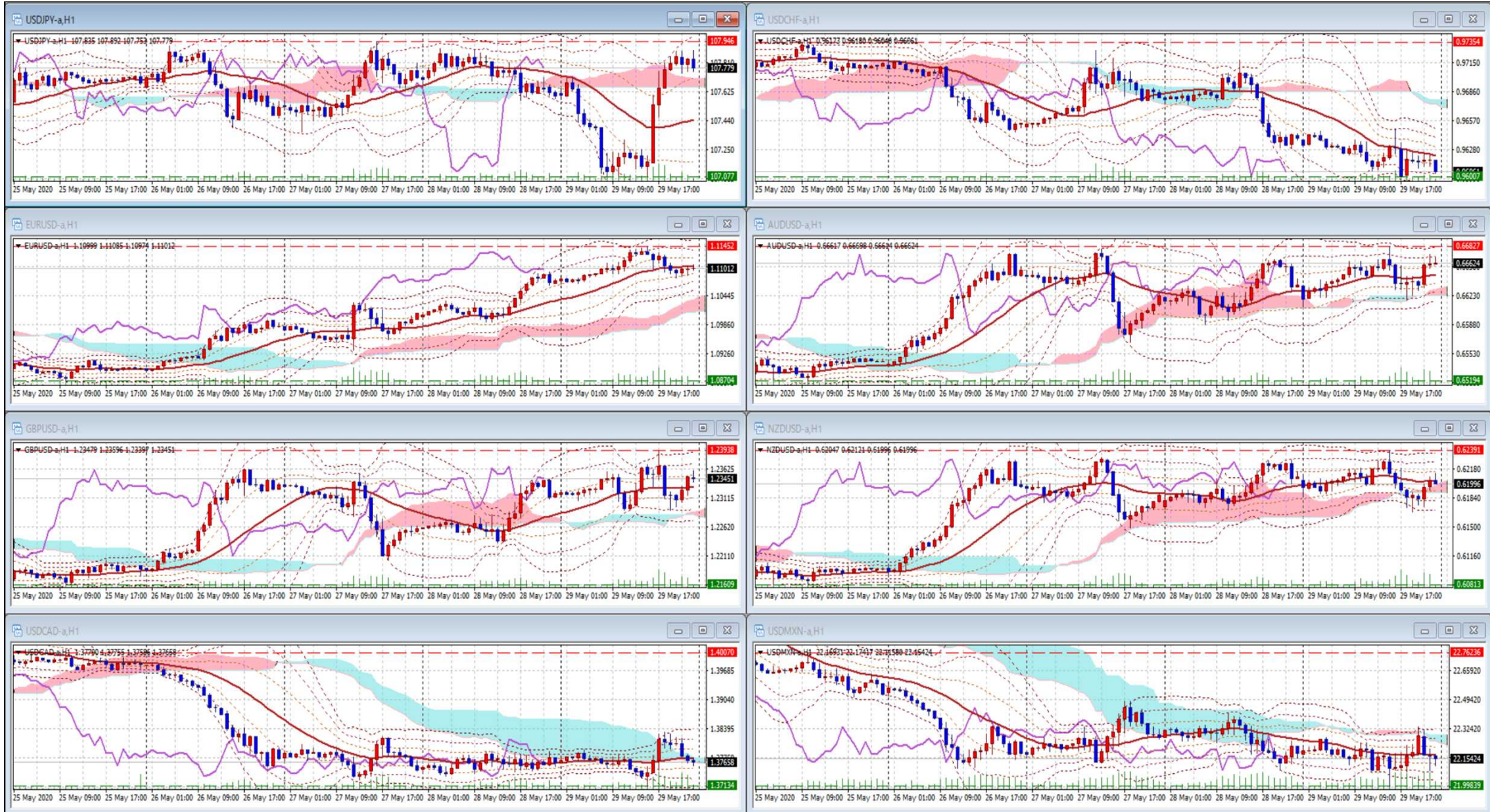
USDJPY Weekly					EURJPY Weekly					GBPJPY Weekly				
日付	始値	高値	安値	終値	日付	始値	高値	安値	終値	日付	始値	高値	安値	終値
2020/05/29	107.59	107.95	107.09	107.84	2020/05/29	117.25	119.90	117.09	119.72	2020/05/29	130.96	133.46	130.96	133.19
2020/05/22	107.13	108.09	107.07	107.60	2020/05/22	115.88	118.52	115.84	117.32	2020/05/22	129.42	132.50	129.42	131.01
2020/05/15	106.68	107.77	106.66	107.22	2020/05/15	115.56	116.84	115.33	115.99	2020/05/15	132.33	133.19	129.89	129.92
2020/05/08	106.84	107.07	105.99	106.73	2020/05/08	117.22	117.29	114.43	115.66	2020/05/08	133.38	133.46	130.67	132.40
2020/05/01	107.55	107.62	106.36	106.85	2020/05/01	116.39	117.77	115.45	117.32	2020/05/01	133.02	135.45	131.95	133.67

# 先週のIMM取り扱い対ドル8通貨チャート

※ 赤点線は週最高値/青天線は週最低値、BB中心線はSMA21

2020/05/25 ~ 2020/05/29

Chart by OANDA Japan MetaTrader4



Pivot Maker Ver 3.0 by FX\_勝てば官軍?

<http://fx.najirane.com>