

JAPANESE YEN - CHICAGO MERCANTILE EXCHANGE

Code-097741

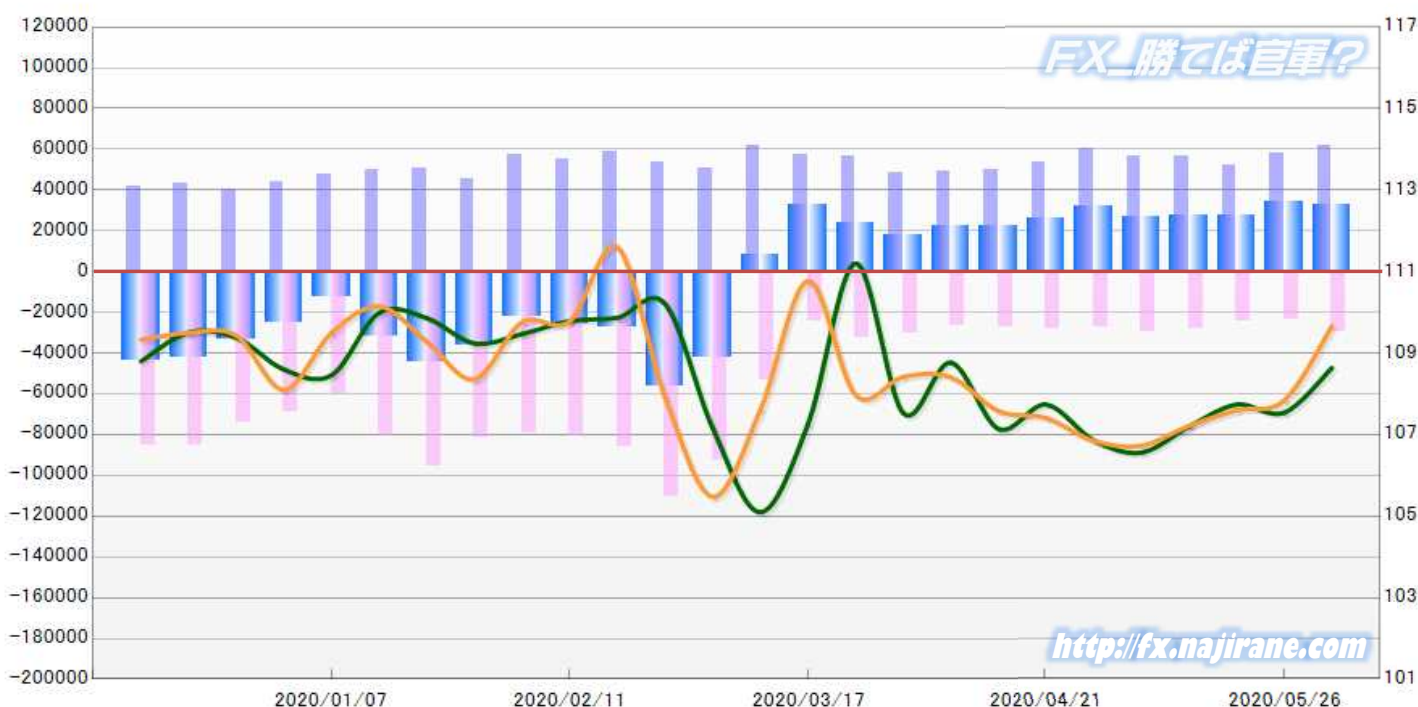
2019/12/10 ~ 2020/06/02

2020/06/05 NYクローズ時公表値

Report_Date	Non Commercial Positions												火曜日 引け値	金曜日 引け値
	Long	増減	増減(%)	Short	増減	増減(%)	売り越し	増減	増減(%)	売買計	増減	増減(%)		
2020/06/02	61958	4085	7.1%	29379	6113	26.3%	-32579	-2028	-5.9%	91337	10198	12.6%	108.64	109.66
2020/05/26	57873	5835	11.2%	23266	-1302	-5.3%	-34607	7137	26.0%	81139	4533	5.9%	107.54	107.84
2020/05/19	52038	-4269	-7.6%	24568	-3802	-13.4%	-27470	-467	-1.7%	76606	-8071	-9.5%	107.74	107.60
2020/05/12	56307	-327	-0.6%	28370	-1050	-3.6%	-27937	723	2.7%	84677	-1377	-1.6%	107.20	107.22
2020/05/05	56634	-3328	-5.6%	29420	1784	6.5%	-27214	-5112	-15.8%	86054	-1544	-1.8%	106.56	106.73
2020/04/28	59962	6232	11.6%	27636	-68	-0.2%	-32326	6300	24.2%	87598	6164	7.6%	106.86	106.85
2020/04/21	53730	3867	7.8%	27704	484	1.8%	-26026	3383	14.9%	81434	4351	5.6%	107.74	107.41
2020/04/14	49863	614	1.2%	27220	381	1.4%	-22643	233	1.0%	77083	995	1.3%	107.14	107.58
2020/04/07	49249	805	1.7%	26839	-3323	-11.0%	-22410	4128	22.6%	76088	-2518	-3.2%	108.77	108.41
2020/03/31	48444	-8084	-14.3%	30162	-2503	-7.7%	-18282	-5581	-23.4%	78606	-10587	-11.9%	107.53	108.42
2020/03/24	56528	-758	-1.3%	32665	8314	34.1%	-23863	-9072	-27.5%	89193	7556	9.3%	111.20	107.97
2020/03/17	57286	-4446	-7.2%	24351	-29224	-54.5%	-32935	24778	303.8%	81637	-33670	-29.2%	107.26	110.77
2020/03/10	61732	11134	22.0%	53575	-39347	-42.3%	-8157	-50481	-119.3%	115307	-28213	-19.7%	105.10	107.61
2020/03/03	50598	-3257	-6.0%	92922	-17322	-15.7%	42324	-14065	-24.9%	143520	-20579	-12.5%	107.16	105.48
2020/02/25	53855	-4750	-8.1%	110244	24418	28.5%	56389	29168	107.2%	164099	19668	13.6%	110.21	107.91
2020/02/18	58605	3800	6.9%	85826	4833	6.0%	27221	1033	3.9%	144431	8633	6.4%	109.87	111.60
2020/02/11	54805	-2867	-5.0%	80993	1423	1.8%	26188	4290	19.6%	135798	-1444	-1.1%	109.79	109.78
2020/02/04	57672	11996	26.3%	79570	-2131	-2.6%	21898	-14127	-39.2%	137242	9865	7.7%	109.47	109.76
2020/01/28	45676	-4920	-9.7%	81701	-13596	-14.3%	36025	-8676	-19.4%	127377	-18516	-12.7%	109.24	108.36
2020/01/21	50596	876	1.8%	95297	14147	17.4%	44701	13271	42.2%	145893	15023	11.5%	109.86	109.28
2020/01/14	49720	1874	3.9%	81150	21056	35.0%	31430	19182	156.6%	130870	22930	21.2%	109.99	110.15
2020/01/07	47846	4178	9.6%	60094	-8876	-12.9%	12248	-13054	-51.6%	107940	-4698	-4.2%	108.46	109.50
2019/12/31	43668	3076	7.6%	68970	-5164	-7.0%	25302	-8240	-24.6%	112638	-2088	-1.8%	108.60	108.10
2019/12/24	40592	-2826	-6.5%	74134	-11346	-13.3%	33542	-8520	-20.3%	114726	-14172	-11.0%	109.38	109.43
2019/12/17	43418	1575	3.8%	85480	-45	-0.1%	42062	-1620	-3.7%	128898	1530	1.2%	109.51	109.50
2019/12/10	41843			85525			43682			127368			108.80	109.33

JAPANESE YEN - CHICAGO MERCANTILE EXCHANGE
FUTURES ONLY POSITIONS

— 金曜終値 — 火曜終値 — Short枚数 — Long枚数 ■ 売り越し or 買い越し枚数



EURO FX - CHICAGO MERCANTILE EXCHANGE

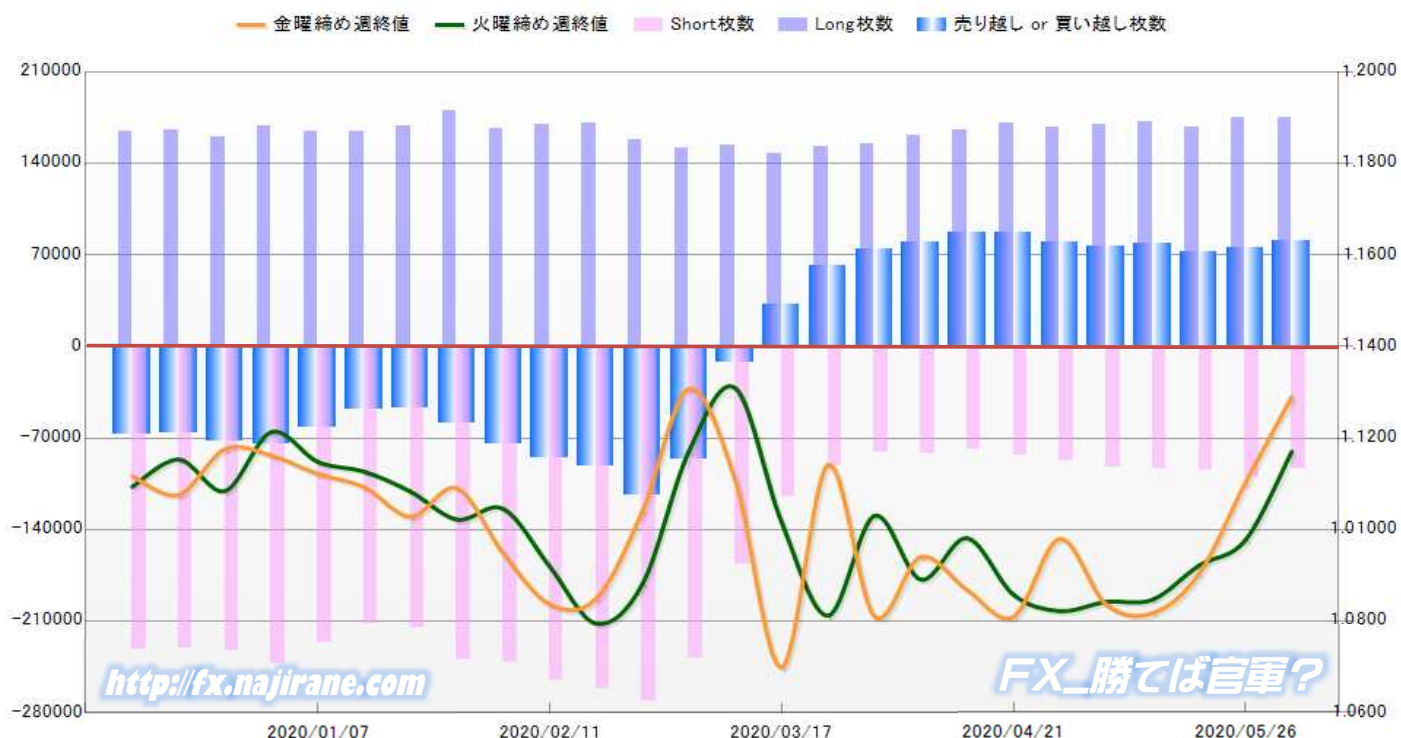
Code-099741

2019/12/10 ~ 2020/06/02

2020/06/05 NYクローズ時公表値

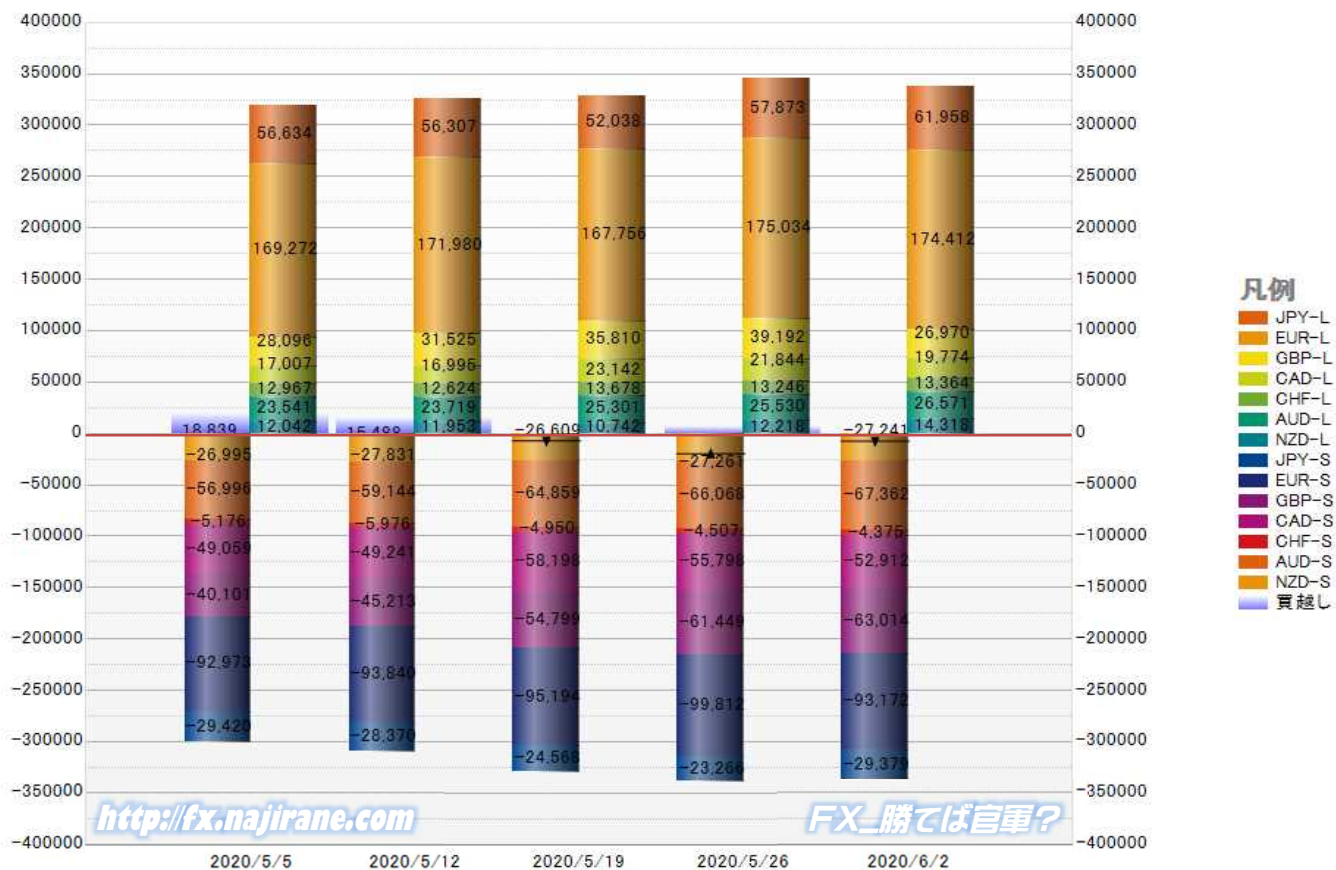
Report_Date	Non Commercial Positions										火曜日 引け値	金曜日 引け値		
	Long	増減		Short	増減		売り越し	増減		売買計			増減	
2020/06/02	174412	-622	-0.4%	93172	-6640	-6.7%	-81240	6018	8.0%	267584	-7262	-2.6%	1.1170	1.1290
2020/05/26	175034	7278	4.3%	99812	4618	4.9%	-75222	2660	3.7%	274846	11896	4.5%	1.0977	1.1102
2020/05/19	167756	-4224	-2.5%	95194	1354	1.4%	-72562	-5578	-7.1%	262950	-2870	-1.1%	1.0921	1.0903
2020/05/12	171980	2708	1.6%	93840	867	0.9%	-78140	1841	2.4%	265820	3575	1.4%	1.0847	1.0818
2020/05/05	169272	2008	1.2%	92973	5390	6.2%	-76299	-3382	-4.2%	262245	7398	2.9%	1.0842	1.0836
2020/04/28	167264	-3114	-1.8%	87583	4423	5.3%	-79681	-7537	-8.6%	254847	1309	0.5%	1.0822	1.0980
2020/04/21	170378	5300	3.2%	83160	4699	6.0%	-87218	601	0.7%	253538	9999	4.1%	1.0858	1.0810
2020/04/14	165078	3893	2.4%	78461	-3100	-3.8%	-86617	6993	8.8%	243539	793	0.3%	1.0981	1.0868
2020/04/07	161185	6138	4.0%	81561	761	0.9%	-79624	5377	7.2%	242746	6899	2.9%	1.0891	1.0940
2020/03/31	155047	2687	1.8%	80800	-10270	-11.3%	-74247	12957	21.1%	235847	-7583	-3.1%	1.1030	1.0811
2020/03/24	152360	5227	3.6%	91070	-23568	-20.6%	-61290	28795	88.6%	243430	-18341	-7.0%	1.0812	1.1141
2020/03/17	147133	-6687	-4.3%	114638	-51849	-31.1%	-32495	-45162	-356.5%	261771	-58536	####	1.1016	1.0699
2020/03/10	153820	1916	1.3%	166487	-72120	-30.2%	12667	-74036	-85.4%	320307	-70204	####	1.1309	1.1107
2020/03/03	151904	-5683	-3.6%	238607	-33001	-12.2%	86703	-27318	-24.0%	390511	-38684	-9.0%	1.1171	1.1307
2020/02/25	157587	-12999	-7.6%	271608	9515	3.6%	114021	22514	24.6%	429195	-3484	-0.8%	1.0881	1.1040
2020/02/18	170586	1111	0.7%	262093	6949	2.7%	91507	5838	6.8%	432679	8060	1.9%	1.0795	1.0849
2020/02/11	169475	2550	1.5%	255144	13139	5.4%	85669	10589	14.1%	424619	15689	3.8%	1.0919	1.0837
2020/02/04	166925	-13728	-7.6%	242005	2490	1.0%	75080	16218	27.6%	408930	-11238	-2.7%	1.1045	1.0948
2020/01/28	180653	12437	7.4%	239515	24280	11.3%	58862	11843	25.2%	420168	36717	9.6%	1.1022	1.1090
2020/01/21	168216	4335	2.6%	215235	3172	1.5%	47019	-1163	-2.4%	383451	7507	2.0%	1.1083	1.1028
2020/01/14	163881	-932	-0.6%	212063	-14414	-6.4%	48182	-13482	-21.9%	375944	-15346	-3.9%	1.1127	1.1093
2020/01/07	164813	-4039	-2.4%	226477	-16720	-6.9%	61664	-12681	-17.1%	391290	-20759	-5.0%	1.1148	1.1122
2019/12/31	168852	8589	5.4%	243197	9991	4.3%	74345	1402	1.9%	412049	18580	4.7%	1.1213	1.1162
2019/12/24	160263	-5092	-3.1%	233206	2157	0.9%	72943	7249	11.0%	393469	-2935	-0.7%	1.1085	1.1176
2019/12/17	165355	623	0.4%	231049	-1326	-0.6%	65694	-1949	-2.9%	396404	-703	-0.2%	1.1153	1.1076
2019/12/10	164732			232375			67643			397107			1.1093	1.1117

**EURO FX - CHICAGO MERCANTILE EXCHANGE
FUTURES ONLY POSITIONS**



	2020/05/05			2020/05/12			2020/05/19			2020/05/26			2020/06/02		
	Long	Short	売り越し	Long	Short	売り越し	Long	Short	売り越し	Long	Short	売り越し	Long	Short	売り越し
JPY	56634	29420	-27214	56307	28370	-27937	52038	24568	-27470	57873	23266	-34607	61958	29379	-32579
	前週比 枚数増減 (枚)			-327	-1050	723	-4269	-3802	-467	5835	-1302	7137	4085	6113	-2028
	前週比 枚数増減 (%)			-0.6%	-3.6%	2.7%	-7.6%	-13.4%	-1.7%	11.2%	-5.3%	26.0%	7.1%	26.3%	-5.9%
EUR	169272	92973	-76299	171980	93840	-78140	167756	95194	-72562	175034	99812	-75222	174412	93172	-81240
	前週比 枚数増減 (枚)			2708	867	1841	-4224	1354	-5578	7278	4618	2660	-622	-6640	6018
	前週比 枚数増減 (%)			1.6%	0.9%	2.4%	-2.5%	1.4%	-7.1%	4.3%	4.9%	3.7%	-0.4%	-6.7%	8.0%
GBP	28096	40101	12005	31525	45213	13688	35810	54799	18989	39192	61449	22257	26970	63014	36044
	前週比 枚数増減 (枚)			3429	5112	1683	4285	9586	5301	3382	6650	3268	-12222	1565	13787
	前週比 枚数増減 (%)			12.2%	12.7%	14.0%	13.6%	21.2%	38.7%	9.4%	12.1%	17.2%	-31.2%	2.5%	61.9%
AUD	23541	56996	33455	23719	59144	35425	25301	64859	39558	25530	66068	40538	26571	67362	40791
	前週比 枚数増減 (枚)			178	2148	1970	1582	5715	4133	229	1209	980	1041	1294	253
	前週比 枚数増減 (%)			0.8%	3.8%	5.9%	6.7%	9.7%	11.7%	0.9%	1.9%	2.5%	4.1%	2.0%	0.6%
CAD	17007	49059	32052	16995	49241	32246	23142	58198	35056	21844	55798	33954	19774	52912	33138
	前週比 枚数増減 (枚)			-12	182	194	6147	8957	2810	-1298	-2400	-1102	-2070	-2886	-816
	前週比 枚数増減 (%)			-0.1%	0.4%	0.6%	36.2%	18.2%	8.7%	-5.6%	-4.1%	-3.1%	-9.5%	-5.2%	-2.4%
CHF	12967	5176	-7791	12624	5976	-6648	13678	4950	-8728	13246	4507	-8739	13364	4375	-8989
	前週比 枚数増減 (枚)			-343	800	-1143	1054	-1026	2080	-432	-443	11	118	-132	250
	前週比 枚数増減 (%)			-2.6%	15.5%	-14.7%	8.3%	-17.2%	31.3%	-3.2%	-8.9%	0.1%	0.9%	-2.9%	2.9%
NZD	12042	26995	14953	11953	27831	15878	10742	26609	15867	12218	27261	15043	14318	27241	12923
	前週比 枚数増減 (枚)			-89	836	925	-1211	-1222	-11	1476	652	-824	2100	-20	-2120
	前週比 枚数増減 (%)			-0.7%	3.1%	6.2%	-10.1%	-4.4%	-0.1%	13.7%	2.5%	-5.2%	17.2%	-0.1%	-14.1%
MXN	31184	24075	-7109	22491	27611	5120	24268	30252	5984	43294	38603	-4691	56663	48346	-8317
	前週比 枚数増減 (枚)			-8693	3536	12229	1777	2641	864	19026	8351	10675	13369	9743	3626
	前週比 枚数増減 (%)			-27.9%	14.7%	172.0%	7.9%	9.6%	16.9%	78.4%	27.6%	178.4%	30.9%	25.2%	77.3%
Total All 8	350743	324795	-25948	347594	337226	-10368	352735	359429	6694	388231	376764	-11467	394030	385801	-8229
	前週比 枚数増減 (枚)			-3149	12431	-15580	5141	22203	17062	35496	17335	18161	5799	9037	-3238
	前週比 枚数増減 (%)			-0.9%	3.8%	-60.0%	1.5%	6.6%	164.6%	10.1%	4.8%	271.3%	1.5%	2.4%	-28.2%
Total 7 (MXN除く)	319559	300720	-18839	325103	309615	-15488	328467	329177	710	344937	338161	-6776	337367	337455	88
	前週比 枚数増減 (枚)			5544	8895	-3351	3364	19562	16198	16470	8984	7486	-7570	-706	6864
	前週比 枚数増減 (%)			1.7%	3.0%	-17.8%	1.0%	6.3%	104.6%	5.0%	2.7%	1054.4%	-2.2%	-0.2%	101.3%

直近5週 CFTC IMM主要7通貨の構成



<http://fx.najirane.com>

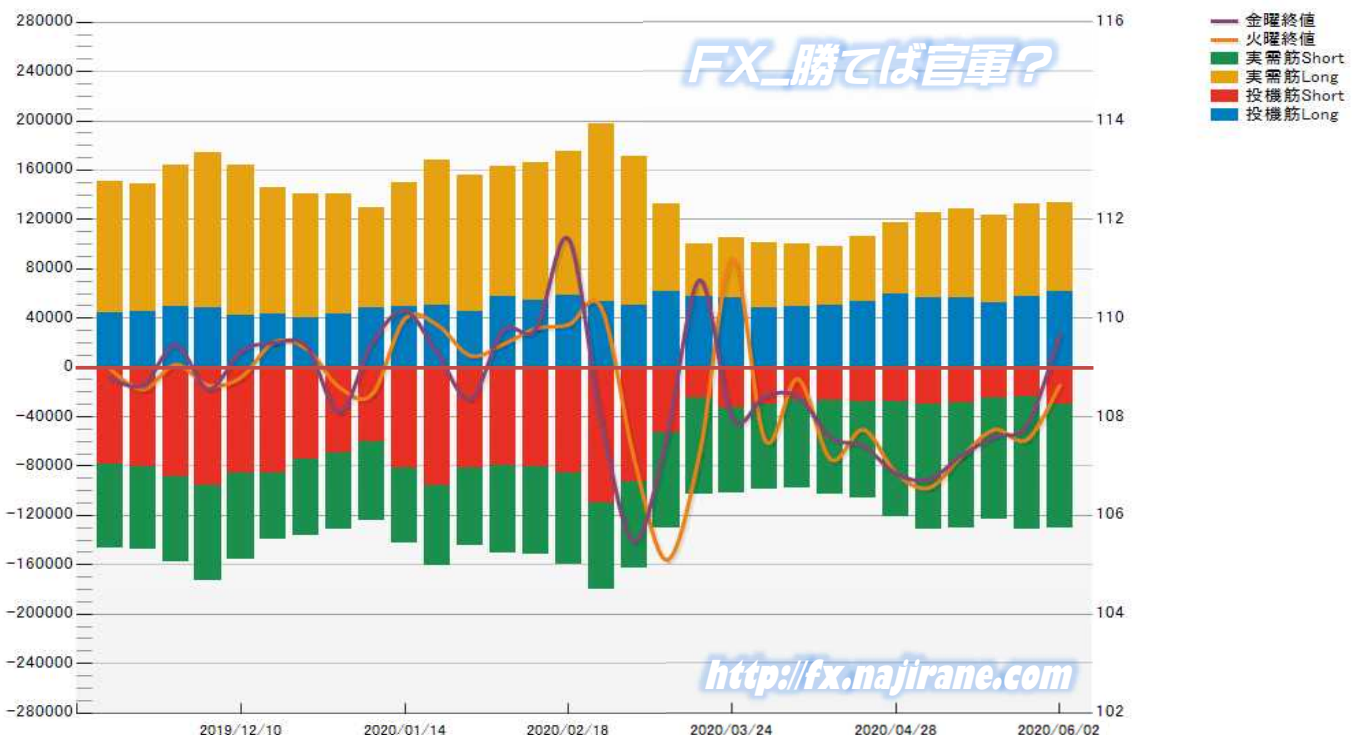
FXに勝てば官軍?

JAPANESE YEN - CHICAGO MERCANTILE EXCHANGE
FUTURES ONLY POSITIONS

Code-097741
2020/06/05 公表値

Date	投機筋集計				実需筋集計				投機筋+実需筋合計				ドル円終値	
	円買い	円売り	売り越し	売買計	円買い	円売り	売り越し	売買計	円買い	円売り	売り越し	売買計	火曜締め	金曜締め
2020/06/02	61958	29379	-32579	91337	72106	100594	28488	172700	134064	129973	-4091	264037	108.64	109.66
2020/05/26	57873	23266	-34607	81139	74238	108460	34222	182698	132111	131726	-385	263837	107.54	107.84
2020/05/19	52038	24568	-27470	76606	71027	98736	27709	169763	123065	123304	239	246369	107.74	107.60
2020/05/12	56307	28370	-27937	84677	72360	101599	29239	173959	128667	129969	1302	258636	107.20	107.22
2020/05/05	56634	29420	-27214	86054	68783	101620	32837	170403	125417	131040	5623	256457	106.56	106.73
2020/04/28	59962	27636	-32326	87598	56947	93684	36737	150631	116909	121320	4411	238229	106.86	106.85
2020/04/21	53730	27704	-26026	81434	52383	78188	25805	130571	106113	105892	-221	212005	107.74	107.41
2020/04/14	49863	27220	-22643	77083	48656	75435	26779	124091	98519	102655	4136	201174	107.14	107.58
2020/04/07	49249	26839	-22410	76088	51300	70904	19604	122204	100549	97743	-2806	198292	108.77	108.41
2020/03/31	48444	30162	-18282	78606	53154	68221	15067	121375	101598	98383	-3215	199981	107.53	108.42
2020/03/24	56528	32665	-32863	89193	48777	69252	20475	118029	105305	101917	-3388	207222	111.20	107.97
2020/03/17	57286	24351	-32935	81637	42873	78049	35176	120922	100159	102400	2241	202559	107.26	110.77
2020/03/10	61732	53575	-8157	115307	70545	76931	6386	147476	132277	130506	-1771	262783	105.10	107.61
2020/03/03	50598	92922	42324	143520	120130	70043	-50087	190173	170728	162965	-7763	333693	107.16	105.48
2020/02/25	53855	110244	56389	164099	144064	69816	-74248	213880	197919	180060	-17859	377979	110.21	107.91
2020/02/18	58605	85826	27221	144431	116686	73909	-42777	190595	175291	159735	-15556	335026	109.87	111.60
2020/02/11	54805	80993	26188	135798	111167	70770	-40397	181937	165972	151763	-14209	317735	109.79	109.78
2020/02/04	57672	79570	21898	137242	105438	71114	-34324	176552	163110	150684	-12426	313794	109.47	109.76
2020/01/28	45676	81701	36025	127377	110412	63226	-47186	173638	156088	144927	-11161	301015	109.24	108.36
2020/01/21	50596	95297	44701	145893	117694	65587	-52107	183281	168290	160884	-7406	329174	109.86	109.28
2020/01/14	49720	81150	31430	130870	100226	61710	-38516	161936	149946	142860	-7086	292806	109.99	110.15
2020/01/07	47846	60094	12248	107940	82055	64595	-17460	146650	129901	124689	-5212	254590	108.46	109.50
2019/12/31	43668	68970	25302	112638	97526	62360	-35166	159886	141194	131330	-9864	272524	108.60	108.10
2019/12/24	40592	74134	33542	114726	99923	61911	-38012	161834	140515	136045	-4470	276560	109.38	109.43
2019/12/17	43418	85480	42062	128898	102748	54004	-48744	156752	146166	139484	-6682	285650	109.51	109.50
2019/12/10	41843	85525	43682	127368	122108	70477	-51631	192585	163951	156002	-7949	319953	108.80	109.33
2019/12/03	48312	96135	47823	144447	126334	76981	-49353	203315	174646	173116	-1530	347762	108.64	108.56
2019/11/26	49278	88869	39591	138147	115116	68413	-46703	183529	164394	157282	-7112	321676	109.06	109.46
2019/11/19	45423	80454	35031	125877	102992	67501	-35491	170493	148415	147955	-460	296370	108.55	108.64
2019/11/12	43964	78961	34997	122925	106504	67386	-39118	173890	150468	146347	-4121	296815	108.97	108.79

JAPANESE YEN - CHICAGO MERCANTILE EXCHANGE
FUTURES ONLY POSITIONS Code-097741

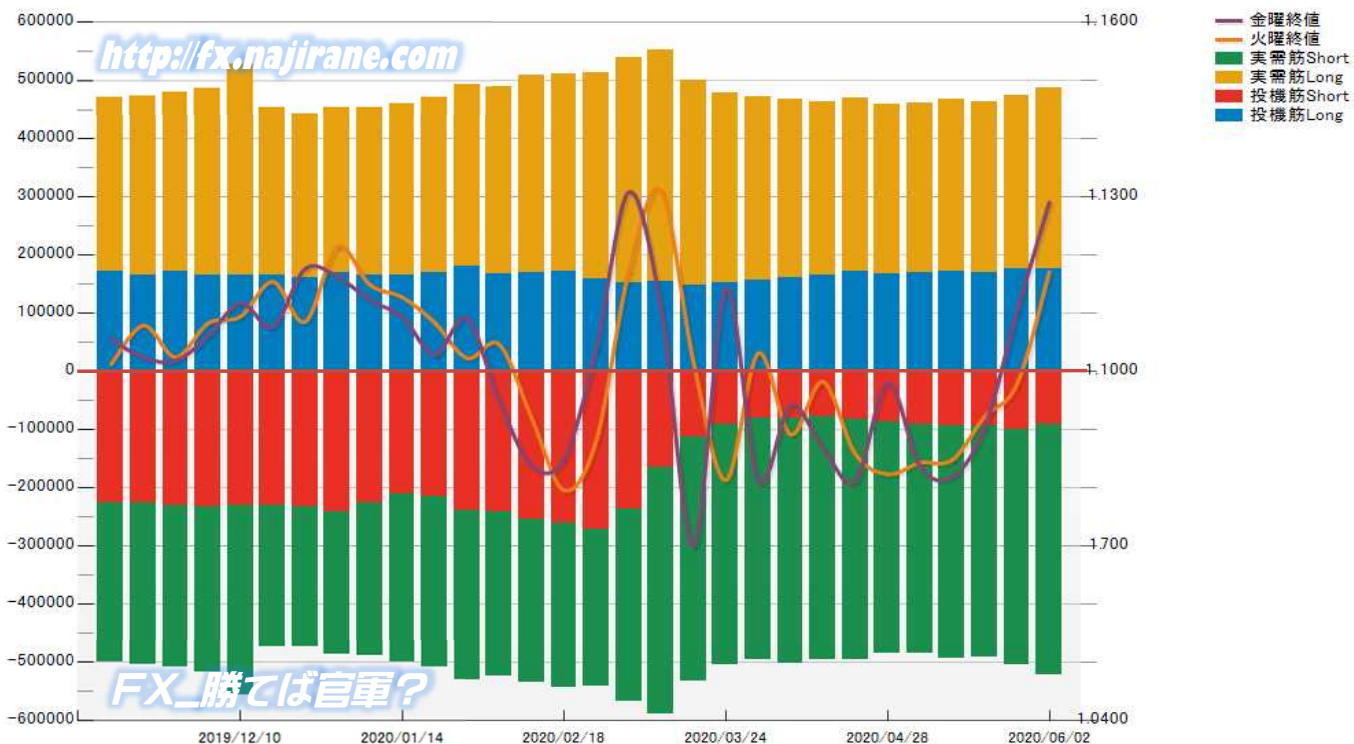


EURO FX - CHICAGO MERCANTILE EXCHANGE
FUTURES ONLY POSITIONS

Code-099741
2020/06/05 公表値

Date	投機筋集計				実需筋集計				投機筋+実需筋合計				ユーロドル終値	
	EUR買い	EUR売り	売り越し	売買計	EUR買い	EUR売り	売り越し	売買計	EUR買い	EUR売り	売り越し	売買計	火曜締め	金曜締め
2020/06/02	174412	93172	-81240	267584	312787	429985	117198	742772	487199	523157	35958	1010356	1.1170	1.1290
2020/05/26	175034	99812	-75222	274846	298419	404675	106256	703094	473453	504487	31034	977940	1.0977	1.1102
2020/05/19	167756	95194	-72562	262950	295367	397961	102594	693328	463123	493155	30032	956278	1.0921	1.0903
2020/05/12	171980	93840	-78140	265820	294370	400827	106457	695197	466350	494667	28317	961017	1.0847	1.0818
2020/05/05	169272	92973	-76299	262245	290624	393234	102610	683858	459896	486207	26311	946103	1.0842	1.0836
2020/04/28	167264	87583	-79681	254847	291497	399179	107682	690676	458761	486762	28001	945523	1.0822	1.0980
2020/04/21	170378	83160	-87218	253538	297719	413092	115373	710811	468097	496252	28155	964349	1.0858	1.0810
2020/04/14	165078	78461	-86617	243539	296805	417530	120725	714335	461883	495991	34108	957874	1.0981	1.0868
2020/04/07	161185	81561	-79624	242746	304521	422120	117599	726641	465706	503681	37975	969387	1.0891	1.0940
2020/03/31	155047	80800	-74247	235847	315522	415776	100254	731298	470569	496576	26007	967145	1.1030	1.0811
2020/03/24	152360	91070	-61290	243430	326218	414867	88649	741085	478578	505937	27359	984515	1.0812	1.1141
2020/03/17	147133	114638	-32495	261771	352847	419664	66817	772511	499980	534302	34322	1034282	1.1016	1.0699
2020/03/10	153820	166487	12667	320307	397574	424702	27128	822276	551394	591189	39795	1142583	1.1309	1.1107
2020/03/03	151904	238607	86703	390511	385539	329833	-55706	715372	537443	568440	30997	1105883	1.1171	1.1307
2020/02/25	157587	271608	114021	429195	355329	270784	-84545	626113	512916	542392	29476	1055308	1.0881	1.1040
2020/02/18	170586	262093	91507	432679	340245	282010	-58235	622255	510831	544103	33272	1054934	1.0795	1.0849
2020/02/11	169475	255144	85669	424619	338132	281706	-56426	619838	507607	536850	29243	1044457	1.0919	1.0837
2020/02/04	166925	242005	75080	408930	321548	283559	-37989	605107	488473	525564	37091	1014037	1.1045	1.0948
2020/01/28	180653	239515	58862	420168	311346	291195	-20151	602541	491999	530710	38711	1022709	1.1022	1.1090
2020/01/21	168216	215235	47019	383451	302385	295283	-7102	597668	470601	510518	39917	981119	1.1083	1.1028
2020/01/14	163881	212063	48182	375944	297419	288854	-8565	586273	461300	500917	39617	962217	1.1127	1.1093
2020/01/07	164813	226477	61664	391290	288408	263100	-25308	551508	453221	489577	36356	942798	1.1148	1.1122
2019/12/31	168852	243197	74345	412049	285490	245540	-39950	531030	454342	488737	34395	943079	1.1213	1.1162
2019/12/24	160263	233206	72943	393469	282401	241064	-41337	523465	442664	474270	31606	916934	1.1085	1.1176
2019/12/17	165355	231049	65694	396404	288313	244275	-44038	532588	453668	475324	21656	928992	1.1153	1.1076
2019/12/10	164732	232375	67643	397107	363680	325511	-38169	689191	528412	557886	29474	1086298	1.1093	1.1117
2019/12/03	164392	233441	69049	397833	321158	285706	-35452	606864	485550	519147	33597	1004697	1.1082	1.1060
2019/11/26	169916	231332	61416	401248	308994	277623	-31371	586617	478910	508955	30045	987865	1.1024	1.1018
2019/11/19	163898	226401	62503	390299	310291	278082	-32209	588373	474189	504483	30294	978672	1.1078	1.1023
2019/11/12	170250	227919	57669	398169	300579	273909	-26670	574488	470829	501828	30999	972657	1.1012	1.1054

EURO FX - CHICAGO MERCANTILE EXCHANGE
FUTURES ONLY POSITIONS Code-099741



CME Daily Volume

FX_勝てば官軍?

<http://fx.najirane.com>

AUS Dollar		MONTHLY OPTIONS	FUTURE	WEEKLY FRIDAY OPTIONS					参考レート	
Date				WK 1	WK 2	WK 3	WK 4	WK 5	Open	Close
2020/6/4 (木)	4057	---	---	---	237	538	3	---	0.6923	0.6940
2020/6/3 (水)	3300	---	---	---	271	10	34	---	0.6889	0.6923
2020/6/2 (火)	4055	---	---	---	172	307	9	---	0.6801	0.6889
2020/6/1 (月)	5514	---	---	---	14	---	6	---	0.6664	0.6801
2020/5/29 (金)	4320	---	---	---	8	1	134	137	0.6620	0.6665
2020/5/28 (木)	3889	---	---	---	309	---	1	371	0.6617	0.6620
2020/5/27 (水)	4478	---	---	---	47	19	289	402	0.6647	0.6617
2020/5/26 (火)	6933	---	---	---	223	1	58	838	0.6541	0.6647
2020/5/22 (金)	5196	---	---	---	202	378	94	961	0.6560	0.6537
2020/5/21 (木)	1608	---	---	---	---	2	345	126	0.6596	0.6561

CAN Dollar		MONTHLY OPTIONS	FUTURE	WEEKLY FRIDAY OPTIONS					参考レート	
Date				WK 1	WK 2	WK 3	WK 4	WK 5	Open	Close
2020/6/4 (木)	---	---	---	---	744	486	63	0	0.7411	0.7406
2020/6/3 (水)	---	---	---	---	770	147	0	0	0.7395	0.7411
2020/6/2 (火)	---	---	---	---	899	258	0	0	0.7368	0.7395
2020/6/1 (月)	---	---	---	---	82	0	10	0	0.7264	0.7368
2020/5/29 (金)	---	---	---	---	584	473	363	86	0.7262	0.7265
2020/5/28 (木)	---	---	---	---	247	0	308	588	0.7270	0.7262
2020/5/27 (水)	---	---	---	---	120	461	22	1402	0.7253	0.7270
2020/5/26 (火)	---	---	---	---	58	200	304	1542	0.7152	0.7252
2020/5/22 (金)	---	---	---	---	4	342	159	2211	0.7166	0.7150
2020/5/21 (木)	---	---	---	---	0	0	215	586	0.7193	0.7166

SWISS FRANC		MONTHLY OPTIONS	FUTURE	WEEKLY FRIDAY OPTIONS					参考レート	
Date				WK 1	WK 2	WK 3	WK 4	WK 5	Open	Close
2020/6/4 (木)	33419	---	---	---	---	---	---	---	1.0402	1.0469
2020/6/3 (水)	22214	---	---	---	---	---	---	---	1.0393	1.0402
2020/6/2 (火)	26789	---	---	---	---	---	---	---	1.0404	1.0393
2020/6/1 (月)	18617	---	---	---	---	---	---	---	1.0403	1.0404
2020/5/29 (金)	27026	---	---	---	---	---	---	---	1.0374	1.0398
2020/5/28 (木)	21179	---	---	---	---	---	---	---	1.0328	1.0375
2020/5/27 (水)	30029	---	---	---	---	---	---	---	1.0356	1.0328
2020/5/26 (火)	23019	---	---	---	---	---	---	---	1.0291	1.0354
2020/5/22 (金)	18113	---	---	---	---	---	---	---	1.0302	1.0296
2020/5/21 (木)	18560	---	---	---	---	---	---	---	1.0367	1.0302

EU EURO		MONTHLY OPTIONS	FUTURE	WEEKLY FRIDAY OPTIONS					参考レート	
Date				WK 1	WK 2	WK 3	WK 4	WK 5	Open	Close
2020/6/4 (木)	26569	---	---	---	2781	414	105	---	1.1236	1.1336
2020/6/3 (水)	23401	---	---	---	586	1058	385	---	1.1171	1.1236
2020/6/2 (火)	17714	---	---	---	1440	19	220	---	1.1132	1.1170
2020/6/1 (月)	9295	---	---	---	108	20	287	---	1.1113	1.1132
2020/5/29 (金)	20811	---	---	---	504	279	1279	780	1.1080	1.1102
2020/5/28 (木)	13722	---	---	---	917	265	1352	1175	1.1006	1.1079
2020/5/27 (水)	11684	---	---	---	436	194	527	1377	1.0977	1.1007
2020/5/26 (火)	8889	---	---	---	129	2	52	2411	1.0894	1.0977
2020/5/22 (金)	8630	---	---	---	188	505	470	4803	1.0948	1.0903
2020/5/21 (木)	6193	---	---	---	181	148	1269	1706	1.0982	1.0948

GB POUND		MONTHLY OPTIONS	FUTURE	WEEKLY FRIDAY OPTIONS					参考レート	
Date				WK 1	WK 2	WK 3	WK 4	WK 5	Open	Close
2020/6/4 (木)	109060	---	---	---	219	1475	2	---	1.2576	1.2590
2020/6/3 (水)	97841	---	---	---	36	15	9	---	1.2549	1.2576
2020/6/2 (火)	113194	---	---	---	57	31	3	---	1.2491	1.2549
2020/6/1 (月)	100428	---	---	---	11	37	---	---	1.2340	1.2491
2020/5/29 (金)	120235	---	---	---	449	---	319	150	1.2323	1.2351
2020/5/28 (木)	80684	---	---	---	82	303	---	138	1.2261	1.2323
2020/5/27 (水)	118160	---	---	---	52	6	398	187	1.2334	1.2261
2020/5/26 (火)	130138	---	---	---	27	71	78	317	1.2187	1.2334
2020/5/22 (金)	67146	---	---	---	1	570	140	142	1.2225	1.2175
2020/5/21 (木)	70615	---	---	---	162	---	354	76	1.2239	1.2225

JP YEN		MONTHLY OPTIONS	FUTURE	WEEKLY FRIDAY OPTIONS					参考レート	
Date				WK 1	WK 2	WK 3	WK 4	WK 5	Open	Close
2020/6/4 (木)	---	127899	---	---	1413	0	40	0	108.91	109.12
2020/6/3 (水)	---	123882	---	---	623	2	0	0	108.64	108.91
2020/6/2 (火)	---	132769	---	---	552	19	2	0	107.66	108.64
2020/6/1 (月)	---	78046	---	---	64	2	0	0	107.71	107.66
2020/5/29 (金)	---	132899	---	---	969	31	685	266	107.63	107.84
2020/5/28 (木)	---	70321	---	---	10	0	46	154	107.72	107.63
2020/5/27 (水)	---	91676	---	---	147	16	215	727	107.55	107.72
2020/5/26 (火)	---	90460	---	---	0	0	1	492	107.73	107.54
2020/5/22 (金)	---	60112	---	---	0	387	118	4699	107.66	107.60
2020/5/21 (木)	---	63367	---	---	211	556	253	1000	107.56	107.66

MEX PESO		MONTHLY OPTIONS	FUTURE	WEEKLY FRIDAY OPTIONS					参考レート	
Date				WK 1	WK 2	WK 3	WK 4	WK 5	Open	Close
2020/6/4 (木)	0	54087	---	---	---	---	---	---	4.5938	4.5630
2020/6/3 (水)	51	51192	---	---	---	---	---	---	4.5909	4.5938
2020/6/2 (火)	1097	50225	---	---	---	---	---	---	4.5380	4.5909
2020/6/1 (月)	236	39800	---	---	---	---	---	---	4.5042	4.5380
2020/5/29 (金)	5	57355	---	---	---	---	---	---	4.5006	4.5092
2020/5/28 (木)	31	46706	---	---	---	---	---	---	4.4795	4.5006
2020/5/27 (水)	237	52663	---	---	---	---	---	---	4.5008	4.4795
2020/5/26 (火)	42	62756	---	---	---	---	---	---	4.4293	4.5008
2020/5/22 (金)	37	41444	---	---	---	---	---	---	4.3715	4.3916
2020/5/21 (木)	31	41121	---	---	---	---	---	---	4.3086	4.3715

NZ DOLLAR		MONTHLY OPTIONS	FUTURE	WEEKLY FRIDAY OPTIONS					参考レート	
Date				WK 1	WK 2	WK 3	WK 4	WK 5	Open	Close
2020/6/4 (木)	50	35412	---	---	---	---	---	---	0.6423	0.6458
2020/6/3 (水)	0	33500	---	---	---	---	---	---	0.6368	0.6423
2020/6/2 (火)	0	27831	---	---	---	---	---	---	0.6299	0.6368
2020/6/1 (月)	0	26549	---	---	---	---	---	---	0.6199	0.6299
2020/5/29 (金)	0	35115	---	---	---	---	---	---	0.6199	0.6209
2020/5/28 (木)	1	23276	---	---	---	---	---	---	0.6183	0.6200
2020/5/27 (水)	1	35750	---	---	---	---	---	---	0.6197	0.6183
2020/5/26 (火)	2	29528	---	---	---	---	---	---	0.6100	0.6197
2020/5/22 (金)	1	20239	---	---	---	---	---	---	0.6119	0.6094
2020/5/21 (木)	0	26515	---	---	---	---	---	---	0.6141	0.6119

IMM扱い8通貨/ダウ/日経/金/オイル/主要クロス円の過去5日及び過去5週の4本値

AUDUSD					CADUSD					CHFUSD				
Date	Open	High	Low	Close	Date	Open	High	Low	Close	Date	Open	High	Low	Close
2020/06/05	0.6941	0.7013	0.6931	0.6964	2020/06/05	0.7406	0.7467	0.7400	0.7437	2020/06/05	1.0469	1.0480	1.0363	1.0393
2020/06/04	0.6923	0.6987	0.6883	0.6940	2020/06/04	0.7411	0.7425	0.7385	0.7406	2020/06/04	1.0402	1.0478	1.0392	1.0469
2020/06/03	0.6889	0.6983	0.6857	0.6923	2020/06/03	0.7395	0.7418	0.7368	0.7411	2020/06/03	1.0393	1.0409	1.0365	1.0402
2020/06/02	0.6801	0.6898	0.6775	0.6889	2020/06/02	0.7368	0.7416	0.7361	0.7395	2020/06/02	1.0404	1.0445	1.0376	1.0393
2020/06/01	0.6664	0.6814	0.6649	0.6801	2020/06/01	0.7264	0.7375	0.7246	0.7368	2020/06/01	1.0403	1.0439	1.0390	1.0404

CNYUSD					EURUSD					GBPUSD				
Date	Open	High	Low	Close	Date	Open	High	Low	Close	Date	Open	High	Low	Close
2020/06/05	0.1407	0.1412	0.1405	0.1410	2020/06/05	1.1336	1.1384	1.1280	1.1290	2020/06/05	1.2590	1.2730	1.2583	1.2664
2020/06/04	0.1405	0.1405	0.1402	0.1404	2020/06/04	1.1236	1.1362	1.1195	1.1336	2020/06/04	1.2576	1.2633	1.2501	1.2590
2020/06/03	0.1407	0.1410	0.1404	0.1407	2020/06/03	1.1171	1.1258	1.1167	1.1236	2020/06/03	1.2549	1.2615	1.2547	1.2576
2020/06/02	0.1403	0.1407	0.1402	0.1407	2020/06/02	1.1132	1.1196	1.1115	1.1170	2020/06/02	1.2491	1.2576	1.2479	1.2549
2020/06/01	0.1401	0.1404	0.1398	0.1399	2020/06/01	1.1113	1.1154	1.1101	1.1132	2020/06/01	1.2340	1.2507	1.2328	1.2491

JPYUSD					MXNUSD					NZDUSD				
Date	Open	High	Low	Close	Date	Open	High	Low	Close	Date	Open	High	Low	Close
2020/06/05	0.9164	0.9170	0.9103	0.9119	2020/06/05	4.5630	4.6510	4.5619	4.6210	2020/06/05	0.6458	0.6528	0.6458	0.6505
2020/06/04	0.9182	0.9206	0.9158	0.9165	2020/06/04	4.5938	4.6060	4.5521	4.5630	2020/06/04	0.6423	0.6478	0.6404	0.6458
2020/06/03	0.9205	0.9223	0.9176	0.9182	2020/06/03	4.5909	4.6486	4.5856	4.5938	2020/06/03	0.6368	0.6444	0.6363	0.6423
2020/06/02	0.9289	0.9301	0.9194	0.9204	2020/06/02	4.5380	4.6296	4.5243	4.5909	2020/06/02	0.6299	0.6372	0.6263	0.6368
2020/06/01	0.9284	0.9313	0.9272	0.9289	2020/06/01	4.5042	4.5579	4.4903	4.5380	2020/06/01	0.6199	0.6303	0.6186	0.6299

Nikkei 225 - Japan (NIX)					出来高	
Date	Open	High	Low	Close	(ドル建て終値)	出来高
2020/06/05	22613.08	22863.73	22565.45	22863.73	208.49	0 1385871700
2020/06/04	22756.12	22778.67	22504.27	22695.74	208.00	919549200 1504869600
2020/06/03	22649.01	22816.62	22463.16	22613.76	207.64	941363100 1544363800
2020/06/02	22175.52	22401.79	22118.40	22325.61	205.49	778906000 1330365100
2020/06/01	21910.89	22161.39	21898.99	22062.39	204.93	721657900 1196923200
週4本値	21910.89	22863.73	21898.99	22863.73	208.49	(N225銘柄計) (東証一部全体計)

XAUUSD				
Date	Open	High	Low	Close
2020/06/05	1715.26	1716.41	1671.03	1681.82
2020/06/04	1700.42	1721.65	1697.27	1714.09
2020/06/03	1727.80	1731.99	1689.50	1699.75
2020/06/02	1738.97	1745.09	1721.69	1727.76
2020/06/01	1736.49	1744.67	1728.47	1739.58
週4本値	1736.49	1745.09	1671.03	1681.82

Dow Jones Industrial - USA (DJIA)					出来高
Date	Open	High	Low	Close	出来高
2020/06/05	26836.80	27338.30	26836.80	27110.98	544414699
2020/06/04	26226.49	26384.10	26082.31	26281.82	372190000
2020/06/03	25906.88	26337.75	25906.88	26269.89	398790000
2020/06/02	25582.52	25743.13	25523.74	25742.65	352610000
2020/06/01	25342.99	25508.83	25220.66	25475.02	338310000
週4本値	25342.99	27338.30	25220.66	27110.98	

Historical Data by

 Arrangement by


Crude Light Oil					出来高
Date	Open	High	Low	Close	出来高
2020/06/05	37.30	39.66	37.05	38.95	
2020/06/04	36.76	37.62	36.38	37.41	640806
2020/06/03	36.86	38.18	35.88	37.29	1011483
2020/06/02	35.56	37.06	35.28	36.81	806855
2020/06/01	35.21	35.90	34.27	35.44	844945
週4本値	35.21	39.66	34.27	38.95	

USDJPY					EURJPY					GBPJPY				
日付	始値	高値	安値	終値	日付	始値	高値	安値	終値	日付	始値	高値	安値	終値
2020/06/05	109.12	109.85	109.05	109.66	2020/06/05	123.70	124.43	123.54	123.81	2020/06/05	137.38	139.74	137.28	138.88
2020/06/04	108.91	109.20	108.62	109.12	2020/06/04	122.37	123.97	121.85	123.70	2020/06/04	136.96	137.81	135.98	137.38
2020/06/03	108.64	108.98	108.43	108.91	2020/06/03	121.36	122.62	121.27	122.37	2020/06/03	136.34	137.39	136.26	136.96
2020/06/02	107.66	108.77	107.52	108.64	2020/06/02	119.85	121.63	119.63	121.36	2020/06/02	134.48	136.53	134.22	136.34
2020/06/01	107.71	107.85	107.38	107.66	2020/06/01	119.70	119.98	119.43	119.84	2020/06/01	132.91	134.54	132.78	134.48

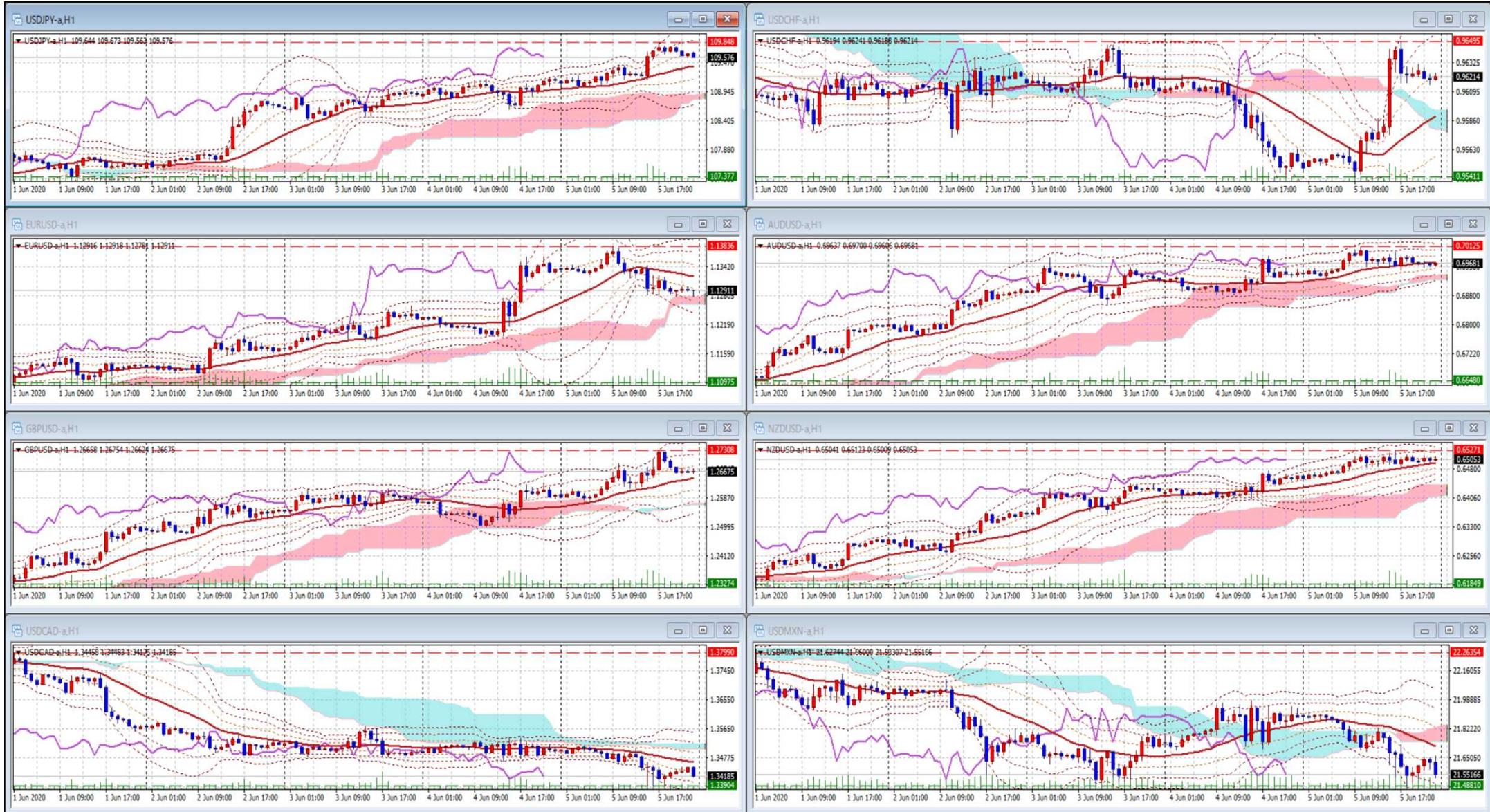
USDJPY Weekly					EURJPY Weekly					GBPJPY Weekly				
日付	始値	高値	安値	終値	日付	始値	高値	安値	終値	日付	始値	高値	安値	終値
2020/06/05	107.71	109.85	107.38	109.66	2020/06/05	119.70	124.43	119.43	123.81	2020/06/05	132.91	139.74	132.78	138.88
2020/05/29	107.59	107.95	107.09	107.84	2020/05/29	117.25	119.90	117.09	119.72	2020/05/29	130.96	133.46	130.96	133.19
2020/05/22	107.13	108.09	107.07	107.60	2020/05/22	115.88	118.52	115.84	117.32	2020/05/22	129.42	132.50	129.42	131.01
2020/05/15	106.68	107.77	106.66	107.22	2020/05/15	115.56	116.84	115.33	115.99	2020/05/15	132.33	133.19	129.89	129.92
2020/05/08	106.84	107.07	105.99	106.73	2020/05/08	117.22	117.29	114.43	115.66	2020/05/08	133.38	133.46	130.67	132.40

先週のIMM取り扱い対ドル8通貨チャート

※ 赤点線は週最高値/青天線は週最低値、BB中心線はSMA21

2020/06/01 ~ 2020/06/05

Chart by OANDA Japan MetaTrader4



Pivot Maker Ver 3.0 by FX_勝てば官軍?

<http://fx.najirane.com>