

JAPANESE YEN - CHICAGO MERCANTILE EXCHANGE

Code-097741

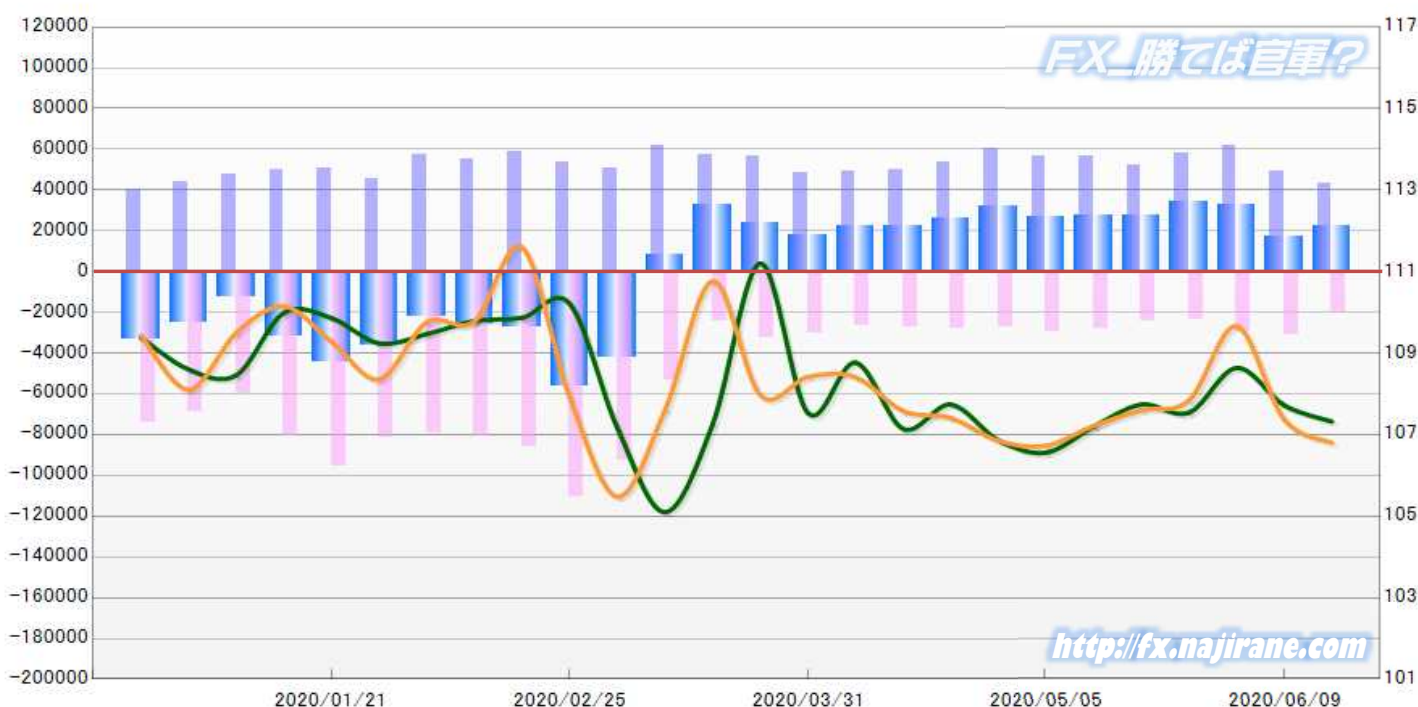
2019/12/24 ~ 2020/06/16

2020/06/19 NYクローズ時公表値

Report_Date	Non Commercial Positions												火曜日 引け値	金曜日 引け値
	Long	増減	増減(%)	Short	増減	増減(%)	売り越し	増減	増減(%)	売買計	増減	増減(%)		
2020/06/16	43126	-5736	-11.7%	21016	-10384	-33.1%	-22110	4648	26.6%	64142	-16120	-20.1%	107.32	106.80
2020/06/09	48862	-13096	-21.1%	31400	2021	6.9%	-17462	-15117	-46.4%	80262	-11075	-12.1%	107.72	107.37
2020/06/02	61958	4085	7.1%	29379	6113	26.3%	-32579	-2028	-5.9%	91337	10198	12.6%	108.64	109.66
2020/05/26	57873	5835	11.2%	23266	-1302	-5.3%	-34607	7137	26.0%	81139	4533	5.9%	107.54	107.84
2020/05/19	52038	-4269	-7.6%	24568	-3802	-13.4%	-27470	-467	-1.7%	76606	-8071	-9.5%	107.74	107.60
2020/05/12	56307	-327	-0.6%	28370	-1050	-3.6%	-27937	723	2.7%	84677	-1377	-1.6%	107.20	107.22
2020/05/05	56634	-3328	-5.6%	29420	1784	6.5%	-27214	-5112	-15.8%	86054	-1544	-1.8%	106.56	106.73
2020/04/28	59962	6232	11.6%	27636	-68	-0.2%	-32326	6300	24.2%	87598	6164	7.6%	106.86	106.85
2020/04/21	53730	3867	7.8%	27704	484	1.8%	-26026	3383	14.9%	81434	4351	5.6%	107.74	107.41
2020/04/14	49863	614	1.2%	27220	381	1.4%	-22643	233	1.0%	77083	995	1.3%	107.14	107.58
2020/04/07	49249	805	1.7%	26839	-3323	-11.0%	-22410	4128	22.6%	76088	-2518	-3.2%	108.77	108.41
2020/03/31	48444	-8084	-14.3%	30162	-2503	-7.7%	-18282	-5581	-23.4%	78606	-10587	-11.9%	107.53	108.42
2020/03/24	56528	-758	-1.3%	32665	8314	34.1%	-23863	-9072	-27.5%	89193	7556	9.3%	111.20	107.97
2020/03/17	57286	-4446	-7.2%	24351	-29224	-54.5%	-32935	24778	303.8%	81637	-33670	-29.2%	107.26	110.77
2020/03/10	61732	11134	22.0%	53575	-39347	-42.3%	-8157	-50481	-119.3%	115307	-28213	-19.7%	105.10	107.61
2020/03/03	50598	-3257	-6.0%	92922	-17322	-15.7%	42324	-14065	-24.9%	143520	-20579	-12.5%	107.16	105.48
2020/02/25	53855	-4750	-8.1%	110244	24418	28.5%	56389	29168	107.2%	164099	19668	13.6%	110.21	107.91
2020/02/18	58605	3800	6.9%	85826	4833	6.0%	27221	1033	3.9%	144431	8633	6.4%	109.87	111.60
2020/02/11	54805	-2867	-5.0%	80993	1423	1.8%	26188	4290	19.6%	135798	-1444	-1.1%	109.79	109.78
2020/02/04	57672	11996	26.3%	79570	-2131	-2.6%	21898	-14127	-39.2%	137242	9865	7.7%	109.47	109.76
2020/01/28	45676	-4920	-9.7%	81701	-13596	-14.3%	36025	-8676	-19.4%	127377	-18516	-12.7%	109.24	108.36
2020/01/21	50596	876	1.8%	95297	14147	17.4%	44701	13271	42.2%	145893	15023	11.5%	109.86	109.28
2020/01/14	49720	1874	3.9%	81150	21056	35.0%	31430	19182	156.6%	130870	22930	21.2%	109.99	110.15
2020/01/07	47846	4178	9.6%	60094	-8876	-12.9%	12248	-13054	-51.6%	107940	-4698	-4.2%	108.46	109.50
2019/12/31	43668	3076	7.6%	68970	-5164	-7.0%	25302	-8240	-24.6%	112638	-2088	-1.8%	108.60	108.10
2019/12/24	40592			74134			33542			114726			109.38	109.43

JAPANESE YEN - CHICAGO MERCANTILE EXCHANGE  
FUTURES ONLY POSITIONS

— 金曜終値 — 火曜終値 — Short枚数 — Long枚数 ■ 売り越し or 買い越し枚数



EURO FX - CHICAGO MERCANTILE EXCHANGE

Code-099741

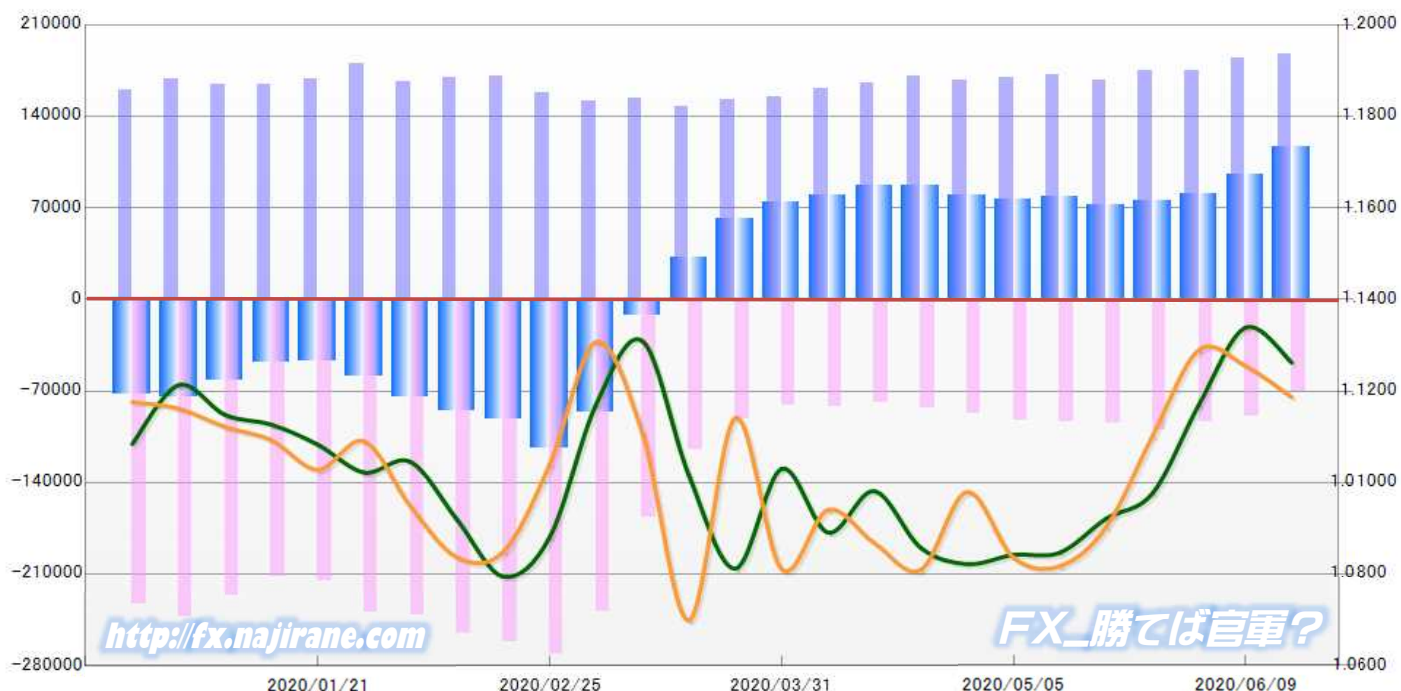
2019/12/24 ~ 2020/06/16

2020/06/19 NYクローズ時公表値

Report_Date	Non Commercial Positions											火曜日 引け値	金曜日 引け値	
	Long	増減		Short	増減		売り越し	増減		売買計	増減			
2020/06/16	187120	2451	1.3%	69988	-19032	-21.4%	-117132	21483	22.5%	257108	-16581	-6.1%	1.1262	1.1187
2020/06/09	184669	10257	5.9%	89020	-4152	-4.5%	-95649	14409	17.7%	273689	6105	2.3%	1.1338	1.1255
2020/06/02	174412	-622	-0.4%	93172	-6640	-6.7%	-81240	6018	8.0%	267584	-7262	-2.6%	1.1170	1.1290
2020/05/26	175034	7278	4.3%	99812	4618	4.9%	-75222	2660	3.7%	274846	11896	4.5%	1.0977	1.1102
2020/05/19	167756	-4224	-2.5%	95194	1354	1.4%	-72562	-5578	-7.1%	262950	-2870	-1.1%	1.0921	1.0903
2020/05/12	171980	2708	1.6%	93840	867	0.9%	-78140	1841	2.4%	265820	3575	1.4%	1.0847	1.0818
2020/05/05	169272	2008	1.2%	92973	5390	6.2%	-76299	-3382	-4.2%	262245	7398	2.9%	1.0842	1.0836
2020/04/28	167264	-3114	-1.8%	87583	4423	5.3%	-79681	-7537	-8.6%	254847	1309	0.5%	1.0822	1.0980
2020/04/21	170378	5300	3.2%	83160	4699	6.0%	-87218	601	0.7%	253538	9999	4.1%	1.0858	1.0810
2020/04/14	165078	3893	2.4%	78461	-3100	-3.8%	-86617	6993	8.8%	243539	793	0.3%	1.0981	1.0868
2020/04/07	161185	6138	4.0%	81561	761	0.9%	-79624	5377	7.2%	242746	6899	2.9%	1.0891	1.0940
2020/03/31	155047	2687	1.8%	80800	-10270	-11.3%	-74247	12957	21.1%	235847	-7583	-3.1%	1.1030	1.0811
2020/03/24	152360	5227	3.6%	91070	-23568	-20.6%	-61290	28795	88.6%	243430	-18341	-7.0%	1.0812	1.1141
2020/03/17	147133	-6687	-4.3%	114638	-51849	-31.1%	-32495	-45162	-356.5%	261771	-58536	####	1.1016	1.0699
2020/03/10	153820	1916	1.3%	166487	-72120	-30.2%	12667	-74036	-85.4%	320307	-70204	####	1.1309	1.1107
2020/03/03	151904	-5683	-3.6%	238607	-33001	-12.2%	86703	-27318	-24.0%	390511	-38684	-9.0%	1.1171	1.1307
2020/02/25	157587	-12999	-7.6%	271608	9515	3.6%	114021	22514	24.6%	429195	-3484	-0.8%	1.0881	1.1040
2020/02/18	170586	1111	0.7%	262093	6949	2.7%	91507	5838	6.8%	432679	8060	1.9%	1.0795	1.0849
2020/02/11	169475	2550	1.5%	255144	13139	5.4%	85669	10589	14.1%	424619	15689	3.8%	1.0919	1.0837
2020/02/04	166925	-13728	-7.6%	242005	2490	1.0%	75080	16218	27.6%	408930	-11238	-2.7%	1.1045	1.0948
2020/01/28	180653	12437	7.4%	239515	24280	11.3%	58862	11843	25.2%	420168	36717	9.6%	1.1022	1.1090
2020/01/21	168216	4335	2.6%	215235	3172	1.5%	47019	-1163	-2.4%	383451	7507	2.0%	1.1083	1.1028
2020/01/14	163881	-932	-0.6%	212063	-14414	-6.4%	48182	-13482	-21.9%	375944	-15346	-3.9%	1.1127	1.1093
2020/01/07	164813	-4039	-2.4%	226477	-16720	-6.9%	61664	-12681	-17.1%	391290	-20759	-5.0%	1.1148	1.1122
2019/12/31	168852	8589	5.4%	243197	9991	4.3%	74345	1402	1.9%	412049	18580	4.7%	1.1213	1.1162
2019/12/24	160263			233206			72943			393469			1.1085	1.1176

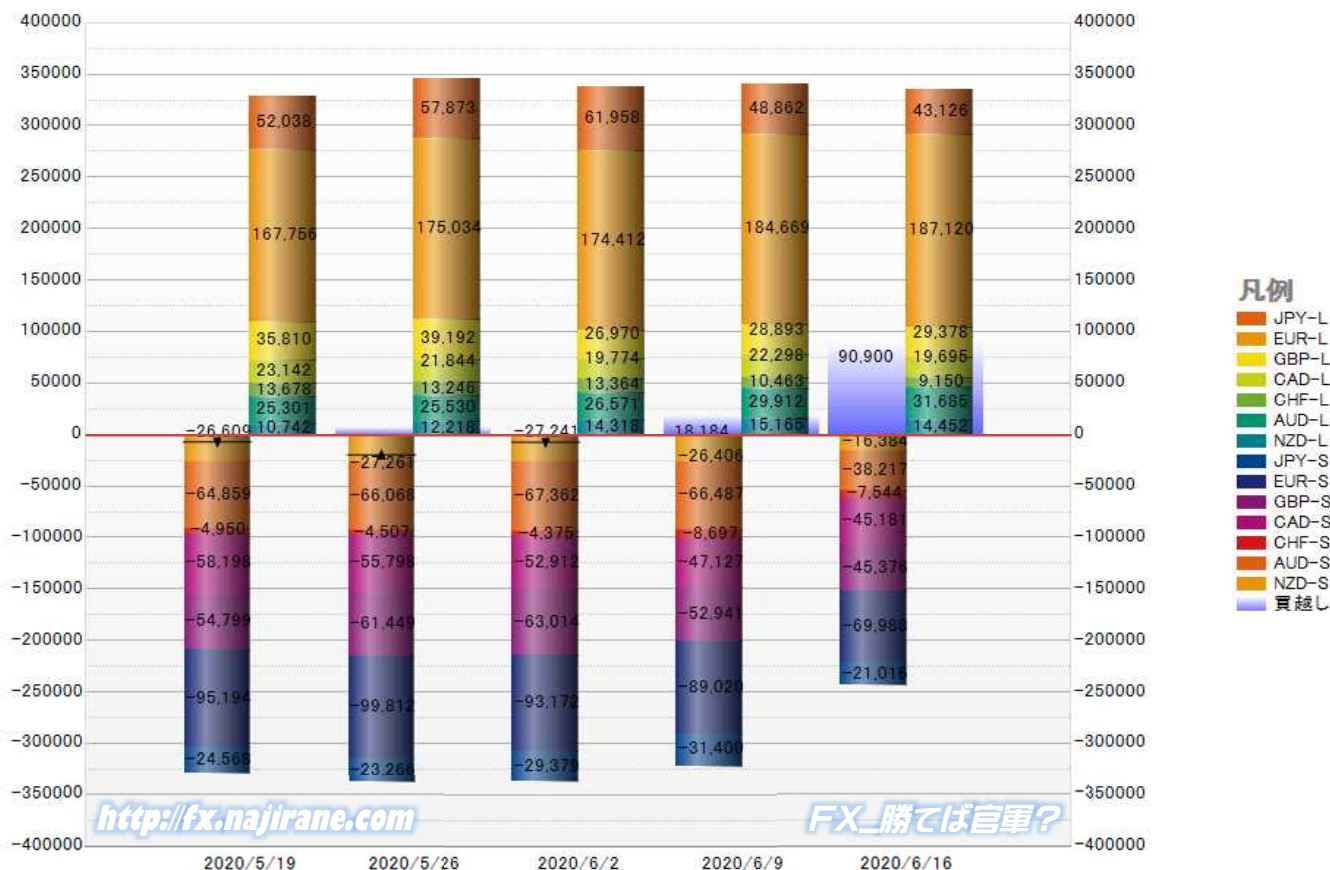
EURO FX - CHICAGO MERCANTILE EXCHANGE  
FUTURES ONLY POSITIONS

— 金曜締め最終値 — 火曜締め最終値 — Short枚数 — Long枚数 ■ 売り越し or 買い越し枚数



	2020/05/19			2020/05/26			2020/06/02			2020/06/09			2020/06/16		
	Long	Short	売り越し	Long	Short	売り越し	Long	Short	売り越し	Long	Short	売り越し	Long	Short	売り越し
JPY	52038	24568	-27470	57873	23266	-34607	61958	29379	-32579	48862	31400	-17462	43126	21016	-22110
	前週比 枚数増減 (枚)			5835	-1302	7137	4085	6113	-2028	-13096	2021	-15117	-5736	-10384	4648
	前週比 枚数増減 (%)			11.2%	-5.3%	26.0%	7.1%	26.3%	-5.9%	-21.1%	6.9%	-46.4%	-11.7%	-33.1%	26.6%
EUR	167756	95194	-72562	175034	99812	-75222	174412	93172	-81240	184669	89020	-95649	187120	69988	-117132
	前週比 枚数増減 (枚)			7278	4618	2660	-622	-6640	6018	10257	-4152	14409	2451	-19032	21483
	前週比 枚数増減 (%)			4.3%	4.9%	3.7%	-0.4%	-6.7%	8.0%	5.9%	-4.5%	17.7%	1.3%	-21.4%	22.5%
GBP	35810	54799	18989	39192	61449	22257	26970	63014	36044	28893	52941	24048	29378	45376	15998
	前週比 枚数増減 (枚)			3382	6650	3268	-12222	1565	13787	1923	-10073	-11996	485	-7565	-8050
	前週比 枚数増減 (%)			9.4%	12.1%	17.2%	-31.2%	2.5%	61.9%	7.1%	-16.0%	-33.3%	1.7%	-14.3%	-33.5%
AUD	25301	64859	39558	25530	66068	40538	26571	67362	40791	29912	66487	36575	31685	38217	6532
	前週比 枚数増減 (枚)			229	1209	980	1041	1294	253	3341	-875	-4216	1773	-28270	-30043
	前週比 枚数増減 (%)			0.9%	1.9%	2.5%	4.1%	2.0%	0.6%	12.6%	-1.3%	-10.3%	5.9%	-42.5%	-82.1%
CAD	23142	58198	35056	21844	55798	33954	19774	52912	33138	22298	47127	24829	19695	45181	25486
	前週比 枚数増減 (枚)			-1298	-2400	-1102	-2070	-2886	-816	2524	-5785	-8309	-2603	-1946	657
	前週比 枚数増減 (%)			-5.6%	-4.1%	-3.1%	-9.5%	-5.2%	-2.4%	12.8%	-10.9%	-25.1%	-11.7%	-4.1%	2.6%
CHF	13678	4950	-8728	13246	4507	-8739	13364	4375	-8989	10463	8697	-1766	9150	7544	-1606
	前週比 枚数増減 (枚)			-432	-443	11	118	-132	250	-2901	4322	-7223	-1313	-1153	-160
	前週比 枚数増減 (%)			-3.2%	-8.9%	0.1%	0.9%	-2.9%	2.9%	-21.7%	98.8%	-80.4%	-12.5%	-13.3%	-9.1%
NZD	10742	26609	15867	12218	27261	15043	14318	27241	12923	15165	26406	11241	14452	16384	1932
	前週比 枚数増減 (枚)			1476	652	-824	2100	-20	-2120	847	-835	-1682	-713	-10022	-9309
	前週比 枚数増減 (%)			13.7%	2.5%	-5.2%	17.2%	-0.1%	-14.1%	5.9%	-3.1%	-13.0%	-4.7%	-38.0%	-82.8%
MXN	24268	30252	5984	43294	38603	-4691	56663	48346	-8317	58953	59799	846	49258	27152	-22106
	前週比 枚数増減 (枚)			19026	8351	10675	13369	9743	3626	2290	11453	9163	-9695	-32647	22952
	前週比 枚数増減 (%)			78.4%	27.6%	178.4%	30.9%	25.2%	77.3%	4.0%	23.7%	110.2%	-16.4%	-54.6%	2713.0%
Total All 8	352735	359429	6694	388231	376764	-11467	394030	385801	-8229	399215	381877	-17338	383864	270858	-113006
	前週比 枚数増減 (枚)			35496	17335	18161	5799	9037	-3238	5185	-3924	9109	-15351	-111019	95668
	前週比 枚数増減 (%)			10.1%	4.8%	271.3%	1.5%	2.4%	-28.2%	1.3%	-1.0%	110.7%	-3.8%	-29.1%	551.8%
Total 7 (MXN除く)	328467	329177	710	344937	338161	-6776	337367	337455	88	340262	322078	-18184	334606	243706	-90900
	前週比 枚数増減 (枚)			16470	8984	7486	-7570	-706	6864	2895	-15377	18272	-5656	-78372	72716
	前週比 枚数増減 (%)			5.0%	2.7%	1054.4%	-2.2%	-0.2%	101.3%	0.9%	-4.6%	20763.6%	-1.7%	-24.3%	399.9%

### 直近5週 CFTC IMM主要7通貨の構成



<http://fx.najirane.com>

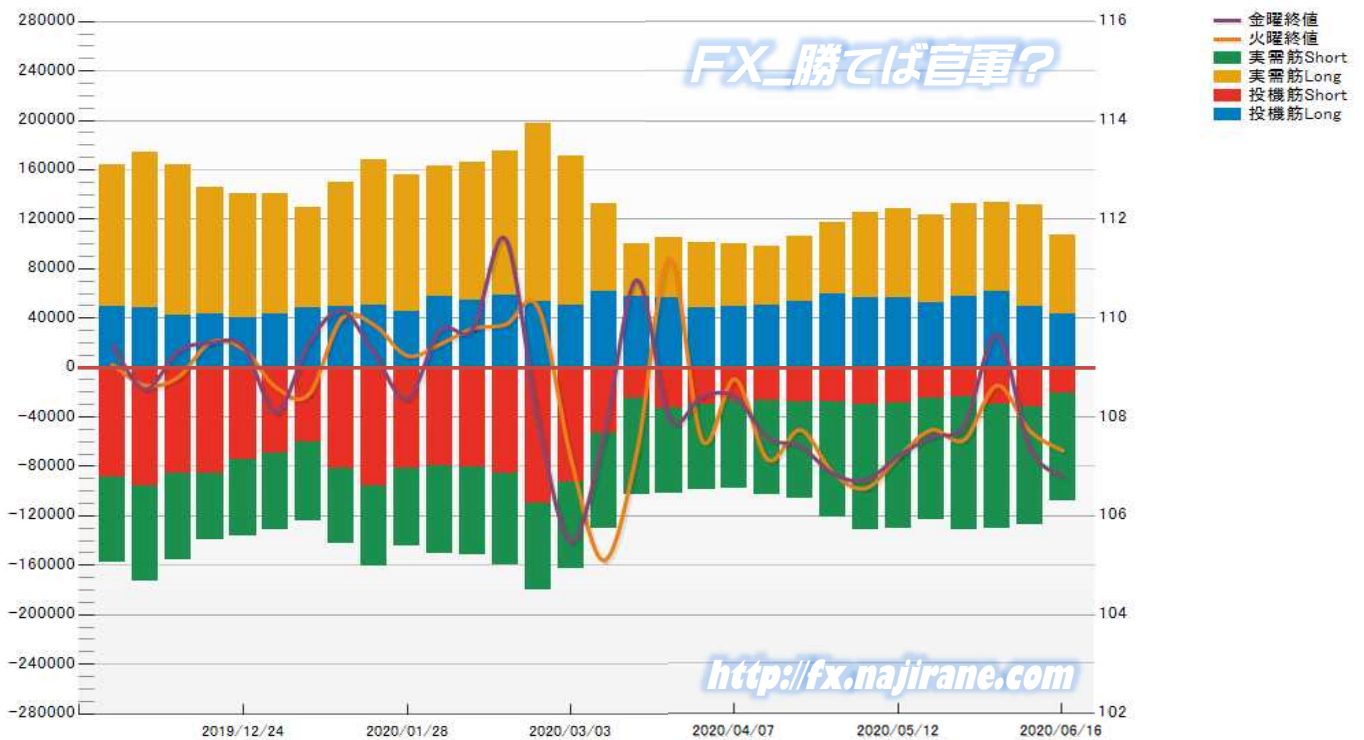
FX=勝てば官軍?

JAPANESE YEN - CHICAGO MERCANTILE EXCHANGE  
FUTURES ONLY POSITIONS

Code-097741  
2020/06/19 公表値

Date	投機筋集計				実需筋集計				投機筋+実需筋合計				ドル円終値	
	円買い	円売り	売り越し	売買計	円買い	円売り	売り越し	売買計	円買い	円売り	売り越し	売買計	火曜締め	金曜締め
2020/06/16	43126	21016	-22110	64142	64304	86449	22145	150753	107430	107465	35	214895	107.32	106.80
2020/06/09	48862	31400	-17462	80262	82366	95668	13302	178034	131228	127068	-4160	258296	107.72	107.37
2020/06/02	61958	29379	-32579	91337	72106	100594	28488	172700	134064	129973	-4091	264037	108.64	109.66
2020/05/26	57873	23266	-34607	81139	74238	108460	34222	182698	132111	131726	-385	263837	107.54	107.84
2020/05/19	52038	24568	-27470	76606	71027	98736	27709	169763	123065	123304	239	246369	107.74	107.60
2020/05/12	56307	28370	-27937	84677	72360	101599	29239	173959	128667	129969	1302	258636	107.20	107.22
2020/05/05	56634	29420	-27214	86054	68783	101620	32837	170403	125417	131040	5623	256457	106.56	106.73
2020/04/28	59962	27636	-32326	87598	56947	93684	36737	150631	116909	121320	4411	238229	106.86	106.85
2020/04/21	53730	27704	-26026	81434	52383	78188	25805	130571	106113	105892	-221	212005	107.74	107.41
2020/04/14	49863	27220	-22643	77083	48656	75435	26779	124091	98519	102655	4136	201174	107.14	107.58
2020/04/07	49249	26839	-22410	76088	51300	70904	19604	122204	100549	97743	-2806	198292	108.77	108.41
2020/03/31	48444	30162	-18282	78606	53154	68221	15067	121375	101598	98383	-3215	199981	107.53	108.42
2020/03/24	56528	32665	-23863	89193	48777	69252	20475	118029	105305	101917	-3388	207222	111.20	107.97
2020/03/17	57286	24351	-32935	81637	42873	78049	35176	120922	100159	102400	2241	202559	107.26	110.77
2020/03/10	61732	53575	-8157	115307	70545	76931	6386	147476	132277	130506	-1771	262783	105.10	107.61
2020/03/03	50598	92922	42324	143520	120130	70043	-50087	190173	170728	162965	-7763	333693	107.16	105.48
2020/02/25	53855	110244	56389	164099	144064	69816	-74248	213880	197919	180060	-17859	377979	110.21	107.91
2020/02/18	58605	85826	27221	144431	116686	73909	-42777	190595	175291	159735	-15556	335026	109.87	111.60
2020/02/11	54805	80993	26188	135798	111167	70770	-40397	181937	165972	151763	-14209	317735	109.79	109.78
2020/02/04	57672	79570	21898	137242	105438	71114	-34324	176552	163110	150684	-12426	313794	109.47	109.76
2020/01/28	45676	81701	36025	127377	110412	63226	-47186	173638	156088	144927	-11161	301015	109.24	108.36
2020/01/21	50596	95297	44701	145893	117694	65587	-52107	183281	168290	160884	-7406	329174	109.86	109.28
2020/01/14	49720	81150	31430	130870	100226	61710	-38516	161936	149946	142860	-7086	292806	109.99	110.15
2020/01/07	47846	60094	12248	107940	82055	64595	-17460	146650	129901	124689	-5212	254590	108.46	109.50
2019/12/31	43668	68970	25302	112638	97526	62360	-35166	159886	141194	131330	-9864	272524	108.60	108.10
2019/12/24	40592	74134	33542	114726	99923	61911	-38012	161834	140515	136045	-4470	276560	109.38	109.43
2019/12/17	43418	85480	42062	128898	102748	54004	-48744	156752	146166	139484	-6682	285650	109.51	109.50
2019/12/10	41843	85525	43682	127368	122108	70477	-51631	192585	163951	156002	-7949	319953	108.80	109.33
2019/12/03	48312	96135	47823	144447	126334	76981	-49353	203315	174646	173116	-1530	347762	108.64	108.56
2019/11/26	49278	88869	39591	138147	115116	68413	-46703	183529	164394	157282	-7112	321676	109.06	109.46

JAPANESE YEN - CHICAGO MERCANTILE EXCHANGE  
FUTURES ONLY POSITIONS Code-097741

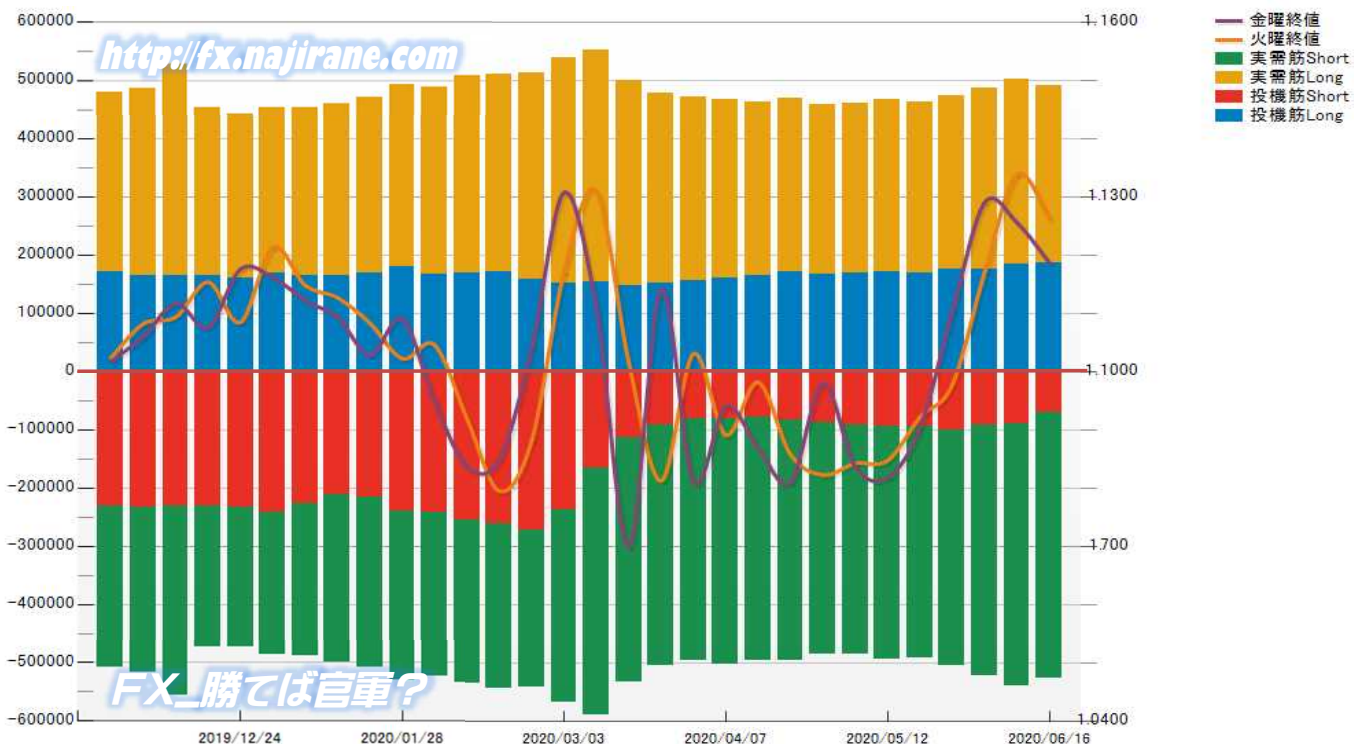


EURO FX - CHICAGO MERCANTILE EXCHANGE  
FUTURES ONLY POSITIONS

Code-099741  
2020/06/19 公表値

Date	投機筋集計				実需筋集計				投機筋+実需筋合計				ユーロドル終値	
	EUR買い	EUR売り	売り越し	売買計	EUR買い	EUR売り	売り越し	売買計	EUR買い	EUR売り	売り越し	売買計	火曜締め	金曜締め
2020/06/16	187120	69988	-117132	257108	302800	457835	155035	760635	489920	527823	37903	1017743	1.1262	1.1187
2020/06/09	184669	89020	-95649	273689	316909	450627	133718	767536	501578	539647	38069	1041225	1.1338	1.1255
2020/06/02	174412	93172	-81240	267584	312787	429985	117198	742772	487199	523157	35958	1010356	1.1170	1.1290
2020/05/26	175034	99812	-75222	274846	298419	404675	106256	703094	473453	504487	31034	977940	1.0977	1.1102
2020/05/19	167756	95194	-72562	262950	295367	397961	102594	693328	463123	493155	30032	956278	1.0921	1.0903
2020/05/12	171980	93840	-78140	265820	294370	400827	106457	695197	466350	494667	28317	961017	1.0847	1.0818
2020/05/05	169272	92973	-76299	262245	290624	393234	102610	683858	459896	486207	26311	946103	1.0842	1.0836
2020/04/28	167264	87583	-79681	254847	291497	399179	107682	690676	458761	486762	28001	945523	1.0822	1.0980
2020/04/21	170378	83160	-87218	253538	297719	413092	115373	710811	468097	496252	28155	964349	1.0858	1.0810
2020/04/14	165078	78461	-86617	243539	296805	417530	120725	714335	461883	495991	34108	957874	1.0981	1.0868
2020/04/07	161185	81561	-79624	242746	304521	422120	117599	726641	465706	503681	37975	969387	1.0891	1.0940
2020/03/31	155047	80800	-74247	235847	315522	415776	100254	731298	470569	496576	26007	967145	1.1030	1.0811
2020/03/24	152360	91070	-61290	243430	326218	414867	88649	741085	478578	505937	27359	984515	1.0812	1.1141
2020/03/17	147133	114638	-32495	261771	352847	419664	66817	772511	499980	534302	34322	1034282	1.1016	1.0699
2020/03/10	153820	166487	12667	320307	397574	424702	27128	822276	551394	591189	39795	1142583	1.1309	1.1107
2020/03/03	151904	238607	86703	390511	385539	329833	-55706	715372	537443	568440	30997	1105883	1.1171	1.1307
2020/02/25	157587	271608	114021	429195	355329	270784	-84545	626113	512916	542392	29476	1055308	1.0881	1.1040
2020/02/18	170586	262093	91507	432679	340245	282010	-58235	622255	510831	544103	33272	1054934	1.0795	1.0849
2020/02/11	169475	255144	85669	424619	338132	281706	-56426	619838	507607	536850	29243	1044457	1.0919	1.0837
2020/02/04	166925	242005	75080	408930	321548	283559	-37989	605107	488473	525564	37091	1014037	1.1045	1.0948
2020/01/28	180653	239515	58862	420168	311346	291195	-20151	602541	491999	530710	38711	1022709	1.1022	1.1090
2020/01/21	168216	215235	47019	383451	302385	295283	-7102	597668	470601	510518	39917	981119	1.1083	1.1028
2020/01/14	163881	212063	48182	375944	297419	288854	-8565	586273	461300	500917	39617	962217	1.1127	1.1093
2020/01/07	164813	226477	61664	391290	288408	263100	-25308	551508	453221	489577	36356	942798	1.1148	1.1122
2019/12/31	168852	243197	74345	412049	285490	245540	-39950	531030	454342	488737	34395	943079	1.1213	1.1162
2019/12/24	160263	233206	72943	393469	282401	241064	-41337	523465	442664	474270	31606	916934	1.1085	1.1176
2019/12/17	165355	231049	65694	396404	288313	244275	-44038	532588	453668	475324	21656	928992	1.1153	1.1076
2019/12/10	164732	232375	67643	397107	363680	325511	-38169	689191	528412	557886	29474	1086298	1.1093	1.1117
2019/12/03	164392	233441	69049	397833	321158	285706	-35452	606864	485550	519147	33597	1004697	1.1082	1.1060
2019/11/26	169916	231332	61416	401248	308994	277623	-31371	586617	478910	508955	30045	987865	1.1024	1.1018

EURO FX - CHICAGO MERCANTILE EXCHANGE  
FUTURES ONLY POSITIONS Code-099741



# CME Daily Volume

FX\_勝てば官軍?

<http://fx.najirane.com>

AUS Dollar		MONTHLY OPTIONS	FUTURE	WEEKLY FRIDAY OPTIONS					参考レート	
Date				WK 1	WK 2	WK 3	WK 4	WK 5	Open	Close
2020/6/18 (木)	717	---	---	---	117	164	225	---	0.6883	0.6848
2020/6/17 (水)	2163	---	---	---	---	627	75	---	0.6882	0.6883
2020/6/16 (火)	1693	---	---	---	9	297	1236	---	0.6919	0.6882
2020/6/15 (月)	1398	---	---	---	156	453	59	---	0.6825	0.6919
2020/6/12 (金)	2996	---	---	---	102	646	53	---	0.6841	0.6858
2020/6/11 (木)	2916	---	---	---	743	59	21	---	0.6995	0.6841
2020/6/10 (水)	3225	---	---	---	751	22	10	---	0.6955	0.6995
2020/6/9 (火)	4353	---	---	---	928	81	---	---	0.7015	0.6955
2020/6/8 (月)	3996	---	---	---	531	1	---	---	0.6975	0.7015
2020/6/5 (金)	5895	---	---	---	1052	13	109	---	0.6941	0.6964

CAN Dollar		MONTHLY OPTIONS	FUTURE	WEEKLY FRIDAY OPTIONS					参考レート	
Date				WK 1	WK 2	WK 3	WK 4	WK 5	Open	Close
2020/6/18 (木)	---	---	---	---	17	163	499	0	0.7373	0.7350
2020/6/17 (水)	---	---	---	---	0	447	47	0	0.7383	0.7372
2020/6/16 (火)	---	---	---	---	0	327	513	0	0.7373	0.7383
2020/6/15 (月)	---	---	---	---	0	901	2	0	0.7351	0.7374
2020/6/12 (金)	---	---	---	---	0	967	1984	371	0.7342	0.7355
2020/6/11 (木)	---	---	---	---	0	1188	794	6	0.7461	0.7341
2020/6/10 (水)	---	---	---	---	0	1539	88	446	0.7453	0.7461
2020/6/9 (火)	---	---	---	---	0	551	44	0	0.7471	0.7453
2020/6/8 (月)	---	---	---	---	0	1372	60	0	0.7456	0.7471
2020/6/5 (金)	---	---	---	---	0	1808	6	78	0.7406	0.7437

SWISS FRANC		MONTHLY OPTIONS	FUTURE	WEEKLY FRIDAY OPTIONS					参考レート	
Date				WK 1	WK 2	WK 3	WK 4	WK 5	Open	Close
2020/6/18 (木)	13381	---	---	---	---	---	---	---	1.0542	1.0511
2020/6/17 (水)	13929	---	---	---	---	---	---	---	1.0508	1.0542
2020/6/16 (火)	19449	---	---	---	---	---	---	---	1.0536	1.0508
2020/6/15 (月)	25476	---	---	---	---	---	---	---	1.0497	1.0536
2020/6/12 (金)	37138	---	---	---	---	---	---	---	1.0588	1.0504
2020/6/11 (木)	47817	---	---	---	---	---	---	---	1.0594	1.0587
2020/6/10 (水)	73632	---	---	---	---	---	---	---	1.0520	1.0594
2020/6/9 (火)	32066	---	---	---	---	---	---	---	1.0442	1.0520
2020/6/8 (月)	27813	---	---	---	---	---	---	---	1.0394	1.0442
2020/6/5 (金)	36137	---	---	---	---	---	---	---	1.0469	1.0393

EU EURO		MONTHLY OPTIONS	FUTURE	WEEKLY FRIDAY OPTIONS					参考レート	
Date				WK 1	WK 2	WK 3	WK 4	WK 5	Open	Close
2020/6/18 (木)	7766	---	---	---	5	1999	1465	---	1.1243	1.1205
2020/6/17 (水)	5483	---	---	---	11	1816	268	---	1.1262	1.1243
2020/6/16 (火)	4750	---	---	---	126	1710	144	---	1.1326	1.1262
2020/6/15 (月)	6153	---	---	---	102	1376	126	---	1.1243	1.1326
2020/6/12 (金)	11461	---	---	---	1272	3447	533	---	1.1293	1.1255
2020/6/11 (木)	16129	---	---	---	2590	1101	620	---	1.1376	1.1293
2020/6/10 (水)	17056	---	---	---	2498	2365	306	---	1.1337	1.1376
2020/6/9 (火)	12263	---	---	---	1954	276	80	---	1.1291	1.1338
2020/6/8 (月)	8354	---	---	---	1589	12	8	---	1.1296	1.1291
2020/6/5 (金)	20152	---	---	---	7756	297	7	---	1.1336	1.1290

GB POUND		MONTHLY OPTIONS	FUTURE	WEEKLY FRIDAY OPTIONS					参考レート	
Date				WK 1	WK 2	WK 3	WK 4	WK 5	Open	Close
2020/6/18 (木)	128297	---	---	---	5	629	24	---	1.2554	1.2422
2020/6/17 (水)	77029	---	---	---	---	567	4	---	1.2567	1.2553
2020/6/16 (火)	109070	---	---	---	191	370	3	---	1.2616	1.2567
2020/6/15 (月)	102511	---	---	---	84	965	18	---	1.2515	1.2615
2020/6/12 (金)	163541	---	---	---	45	110	295	---	1.2597	1.2522
2020/6/11 (木)	220997	---	---	---	1638	5	3	---	1.2748	1.2596
2020/6/10 (水)	253124	---	---	---	723	306	3	---	1.2728	1.2747
2020/6/9 (火)	163325	---	---	---	485	7	2	---	1.2723	1.2728
2020/6/8 (月)	128120	---	---	---	587	15	7	---	1.2679	1.2724
2020/6/5 (金)	134242	---	---	---	544	136	5	---	1.2590	1.2664

JP YEN		MONTHLY OPTIONS	FUTURE	WEEKLY FRIDAY OPTIONS					参考レート	
Date				WK 1	WK 2	WK 3	WK 4	WK 5	Open	Close
2020/6/18 (木)	---	73573	---	---	3	239	0	---	107.01	106.96
2020/6/17 (水)	---	60335	---	---	180	2675	645	0	107.32	107.01
2020/6/16 (火)	---	81409	---	---	41	532	1	0	107.38	107.32
2020/6/15 (月)	---	77251	---	---	65	263	80	0	107.41	107.34
2020/6/12 (金)	---	156361	---	---	1283	3094	300	0	106.82	107.37
2020/6/11 (木)	---	238317	---	---	819	485	345	0	107.12	106.82
2020/6/10 (水)	---	208394	---	---	1284	219	80	0	107.72	107.12
2020/6/9 (火)	---	166966	---	---	873	93	253	0	108.42	107.72
2020/6/8 (月)	---	149943	---	---	2121	230	55	0	109.63	108.42
2020/6/5 (金)	---	118944	---	---	4596	408	65	0	109.12	109.66

MEX PESO		MONTHLY OPTIONS	FUTURE	WEEKLY FRIDAY OPTIONS					参考レート	
Date				WK 1	WK 2	WK 3	WK 4	WK 5	Open	Close
2020/6/18 (木)	4	43016	---	---	---	---	---	---	4.4805	4.3958
2020/6/17 (水)	1	34171	---	---	---	---	---	---	4.4790	4.4805
2020/6/16 (火)	7	63468	---	---	---	---	---	---	4.4976	4.4790
2020/6/15 (月)	0	50689	---	---	---	---	---	---	4.4717	4.4976
2020/6/12 (金)	36	96407	---	---	---	---	---	---	4.3907	4.4889
2020/6/11 (木)	56	139154	---	---	---	---	---	---	4.5733	4.3907
2020/6/10 (水)	7	187428	---	---	---	---	---	---	4.5639	4.5733
2020/6/9 (火)	2	95787	---	---	---	---	---	---	4.6513	4.5639
2020/6/8 (月)	24	63643	---	---	---	---	---	---	4.6299	4.6513
2020/6/5 (金)	24	66230	---	---	---	---	---	---	4.5630	4.6210

NZ DOLLAR		MONTHLY OPTIONS	FUTURE	WEEKLY FRIDAY OPTIONS					参考レート	
Date				WK 1	WK 2	WK 3	WK 4	WK 5	Open	Close
2020/6/18 (木)	1	32737	---	---	---	---	---	---	0.6455	0.6422
2020/6/17 (水)	1	22163	---	---	---	---	---	---	0.6445	0.6455
2020/6/16 (火)	0	38044	---	---	---	---	---	---	0.6475	0.6445
2020/6/15 (月)	0	39844	---	---	---	---	---	---	0.6435	0.6475
2020/6/12 (金)	1	44204	---	---	---	---	---	---	0.6424	0.6441
2020/6/11 (木)	0	60554	---	---	---	---	---	---	0.6532	0.6424
2020/6/10 (水)	2	60128	---	---	---	---	---	---	0.6509	0.6532
2020/6/9 (火)	1	39211	---	---	---	---	---	---	0.6554	0.6509
2020/6/8 (月)	50	28006	---	---	---	---	---	---	0.6517	0.6553
2020/6/5 (金)	0	32663	---	---	---	---	---	---	0.6458	0.6505









# IMM扱い8通貨/ダウ/日経/金/オイル/主要クロス円の過去5日及び過去5週の4本値

AUDUSD					CADUSD					CHFUSD				
Date	Open	High	Low	Close	Date	Open	High	Low	Close	Date	Open	High	Low	Close
2020/06/19	0.6848	0.6911	0.6831	0.6844	2020/06/19	0.7351	0.7381	0.7344	0.7349	2020/06/19	1.0509	1.0540	1.0492	1.0503
2020/06/18	0.6883	0.6902	0.6836	0.6848	2020/06/18	0.7373	0.7395	0.7344	0.7350	2020/06/18	1.0542	1.0546	1.0499	1.0511
2020/06/17	0.6882	0.6922	0.6852	0.6883	2020/06/17	0.7383	0.7401	0.7356	0.7372	2020/06/17	1.0508	1.0547	1.0494	1.0542
2020/06/16	0.6919	0.6976	0.6834	0.6882	2020/06/16	0.7373	0.7404	0.7341	0.7383	2020/06/16	1.0536	1.0567	1.0501	1.0508
2020/06/15	0.6825	0.6925	0.6777	0.6919	2020/06/15	0.7351	0.7381	0.7307	0.7374	2020/06/15	1.0497	1.0548	1.0475	1.0536

CNYUSD					EURUSD					GBPUSD				
Date	Open	High	Low	Close	Date	Open	High	Low	Close	Date	Open	High	Low	Close
2020/06/19	0.1413	0.1415	0.1412	0.1414	2020/06/19	1.1205	1.1254	1.1168	1.1187	2020/06/19	1.2421	1.2456	1.2345	1.2359
2020/06/18	0.1413	0.1416	0.1411	0.1414	2020/06/18	1.1243	1.1262	1.1186	1.1205	2020/06/18	1.2554	1.2567	1.2403	1.2422
2020/06/17	0.1412	0.1413	0.1410	0.1412	2020/06/17	1.1262	1.1294	1.1207	1.1243	2020/06/17	1.2567	1.2588	1.2511	1.2553
2020/06/16	0.1415	0.1416	0.1413	0.1415	2020/06/16	1.1326	1.1353	1.1229	1.1262	2020/06/16	1.2616	1.2687	1.2555	1.2567
2020/06/15	0.1411	0.1412	0.1409	0.1410	2020/06/15	1.1243	1.1333	1.1227	1.1326	2020/06/15	1.2515	1.2622	1.2454	1.2615

JPYUSD					MXNUSD					NZDUSD				
Date	Open	High	Low	Close	Date	Open	High	Low	Close	Date	Open	High	Low	Close
2020/06/19	0.9350	0.9366	0.9341	0.9363	2020/06/19	4.3958	4.4417	4.3945	4.4302	2020/06/19	0.6423	0.6458	0.6401	0.6411
2020/06/18	0.9345	0.9375	0.9335	0.9349	2020/06/18	4.4805	4.5042	4.3813	4.3958	2020/06/18	0.6455	0.6477	0.6419	0.6422
2020/06/17	0.9318	0.9349	0.9307	0.9345	2020/06/17	4.4790	4.5119	4.4514	4.4805	2020/06/17	0.6445	0.6476	0.6430	0.6455
2020/06/16	0.9313	0.9327	0.9291	0.9318	2020/06/16	4.4976	4.5657	4.4672	4.4790	2020/06/16	0.6475	0.6507	0.6413	0.6445
2020/06/15	0.9310	0.9346	0.9296	0.9316	2020/06/15	4.4717	4.5182	4.3985	4.4976	2020/06/15	0.6435	0.6485	0.6381	0.6475

Nikkei 225 -Japan (NIX)					出来高	
Date	Open	High	Low	Close	(ドル建て終値)	出来高
2020/06/19	22515.75	22523.66	22352.16	22478.79	210.47	0 1555909800
2020/06/18	22363.88	22431.64	22125.56	22355.46	209.00	652272500 1110769500
2020/06/17	22517.14	22535.70	22318.07	22455.76	209.85	724821600 1176570800
2020/06/16	21912.29	22622.84	21899.48	22582.21	210.42	1001134100 1554553700
2020/06/15	22135.27	22251.83	21530.95	21530.95	200.58	785119700 1347660700
週4本値	22135.27	22622.84	21530.95	22478.79	210.47	(N225銘柄計) (東証一部全体計)

XAUUSD				
Date	Open	High	Low	Close
2020/06/19	1722.20	1745.20	1721.71	1742.52
2020/06/18	1726.33	1737.55	1717.75	1722.82
2020/06/17	1726.26	1730.26	1713.38	1726.82
2020/06/16	1725.15	1732.87	1717.17	1726.72
2020/06/15	1733.40	1734.13	1704.48	1725.11
週4本値	1733.40	1745.20	1704.48	1742.52

Dow Jones Industrial - USA (DJIA)					出来高
Date	Open	High	Low	Close	出来高
2020/06/19	26213.10	26451.44	25759.66	25871.46	669390000
2020/06/18	26016.45	26154.20	25848.53	26080.10	328390000
2020/06/17	26330.52	26400.07	26068.41	26119.61	328830000
2020/06/16	26326.68	26611.03	25811.70	26289.98	489500000
2020/06/15	25270.39	25891.58	24843.18	25763.16	461230000
週4本値	25270.39	26611.03	24843.18	25871.46	

Historical Data by  
  
 Arrangement by  


Crude Light Oil					出来高
Date	Open	High	Low	Close	出来高
2020/06/19	38.85	40.50	38.40	39.75	993112
2020/06/18	37.74	38.97	37.11	38.84	786331
2020/06/17	37.93	38.75	37.21	37.96	828060
2020/06/16	37.05	39.06	36.38	38.38	1007468
2020/06/15	36.03	37.26	34.36	37.12	960125
週4本値	36.03	40.50	34.36	39.75	

USDJPY					EURJPY					GBPJPY				
日付	始値	高値	安値	終値	日付	始値	高値	安値	終値	日付	始値	高値	安値	終値
2020/06/19	106.95	107.06	106.77	106.80	2020/06/19	119.83	120.22	119.45	119.48	2020/06/19	132.84	133.26	131.95	132.00
2020/06/18	107.01	107.13	106.67	106.96	2020/06/18	120.31	120.54	119.60	119.85	2020/06/18	134.34	134.53	132.43	132.87
2020/06/17	107.32	107.44	106.96	107.01	2020/06/17	120.86	121.23	120.17	120.32	2020/06/17	134.87	135.22	134.08	134.34
2020/06/16	107.38	107.63	107.21	107.32	2020/06/16	121.61	122.11	120.48	120.86	2020/06/16	135.46	136.35	134.73	134.87
2020/06/15	107.41	107.57	107.00	107.34	2020/06/15	120.76	121.64	120.34	121.57	2020/06/15	134.42	135.52	133.50	135.42

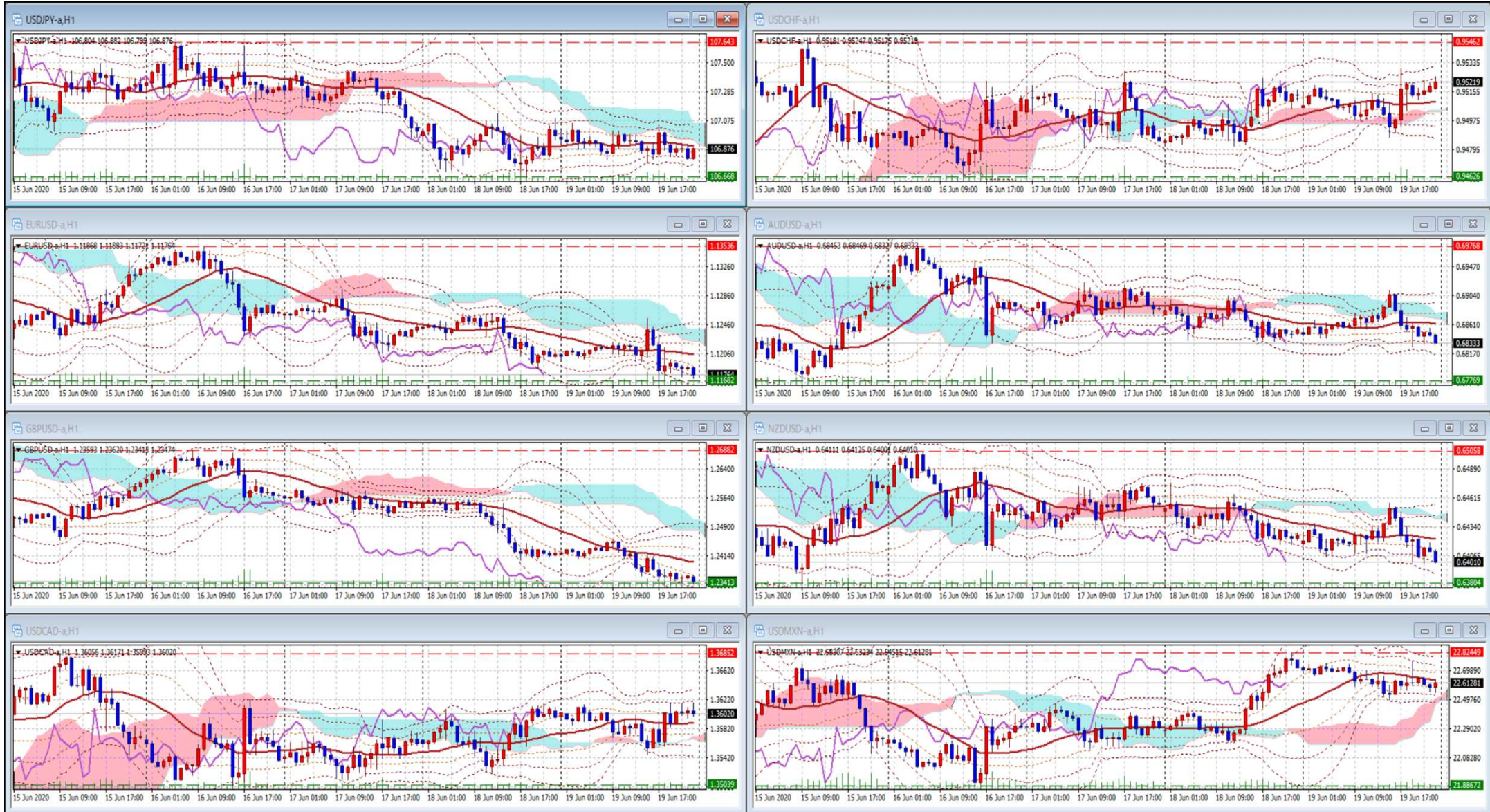
USDJPY Weekly					EURJPY Weekly					GBPJPY Weekly				
日付	始値	高値	安値	終値	日付	始値	高値	安値	終値	日付	始値	高値	安値	終値
2020/06/19	107.41	107.63	106.67	106.80	2020/06/19	120.76	122.11	119.45	119.48	2020/06/19	134.42	136.35	131.95	132.00
2020/06/12	109.63	109.69	106.58	107.37	2020/06/12	123.84	124.12	120.26	120.85	2020/06/12	139.01	139.58	133.80	134.45
2020/06/05	107.71	109.85	107.38	109.66	2020/06/05	119.70	124.43	119.43	123.81	2020/06/05	132.91	139.74	132.78	138.88
2020/05/29	107.59	107.95	107.09	107.84	2020/05/29	117.25	119.90	117.09	119.72	2020/05/29	130.96	133.46	130.96	133.19
2020/05/22	107.13	108.09	107.07	107.60	2020/05/22	115.88	118.52	115.84	117.32	2020/05/22	129.42	132.50	129.42	131.01

# 先週のIMM取り扱い対ドル8通貨チャート

※ 赤点線は週最高値/青天線は週最低値、BB中心線はSMA21

2020/06/15 ~ 2020/06/19

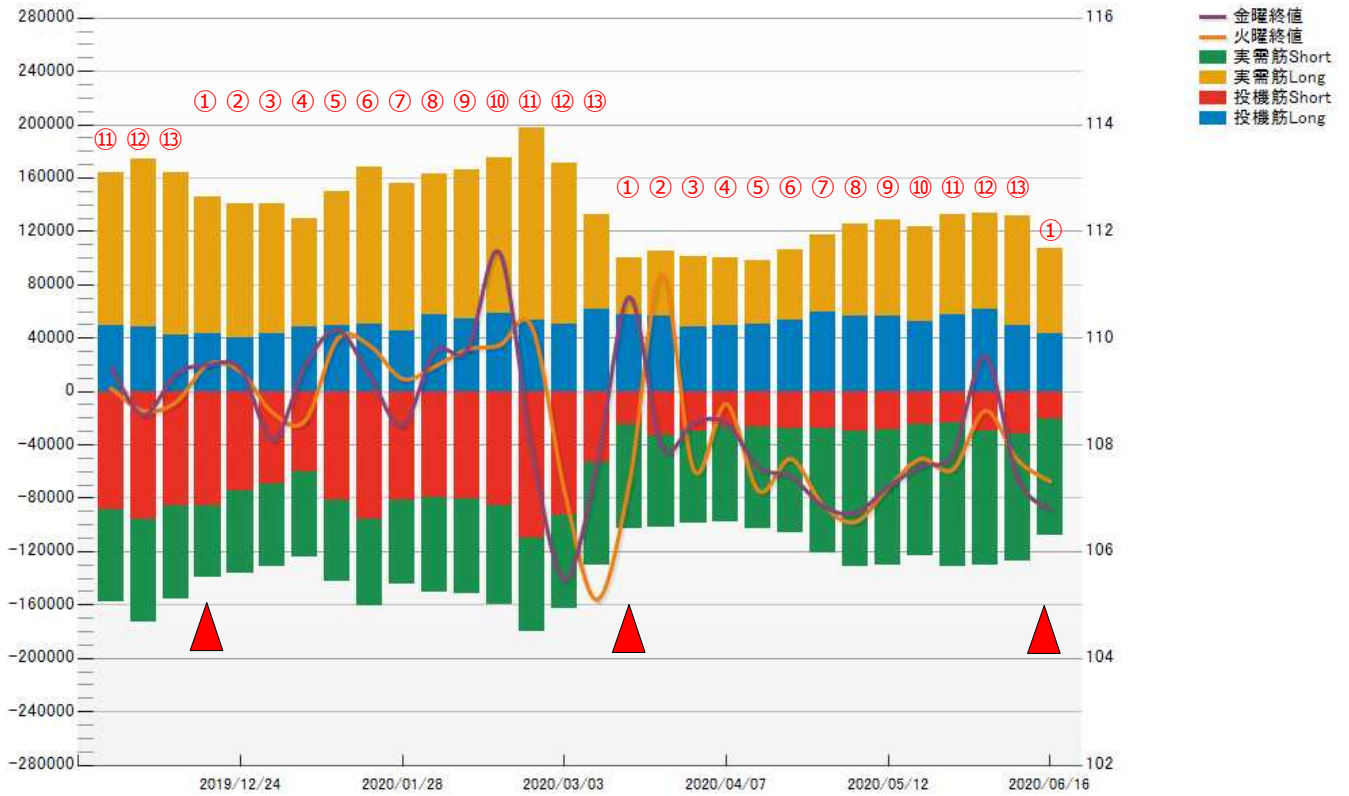
Chart by OANDA Japan MetaTrader4



Pivot Maker Ver 3.0 by FX\_勝てば官軍?

<http://fx.najirane.com>

JAPANESE YEN - CHICAGO MERCANTILE EXCHANGE  
FUTURES ONLY POSITIONS Code-097741



EURO FX - CHICAGO MERCANTILE EXCHANGE  
FUTURES ONLY POSITIONS Code-099741

