

JAPANESE YEN - CHICAGO MERCANTILE EXCHANGE

Code-097741

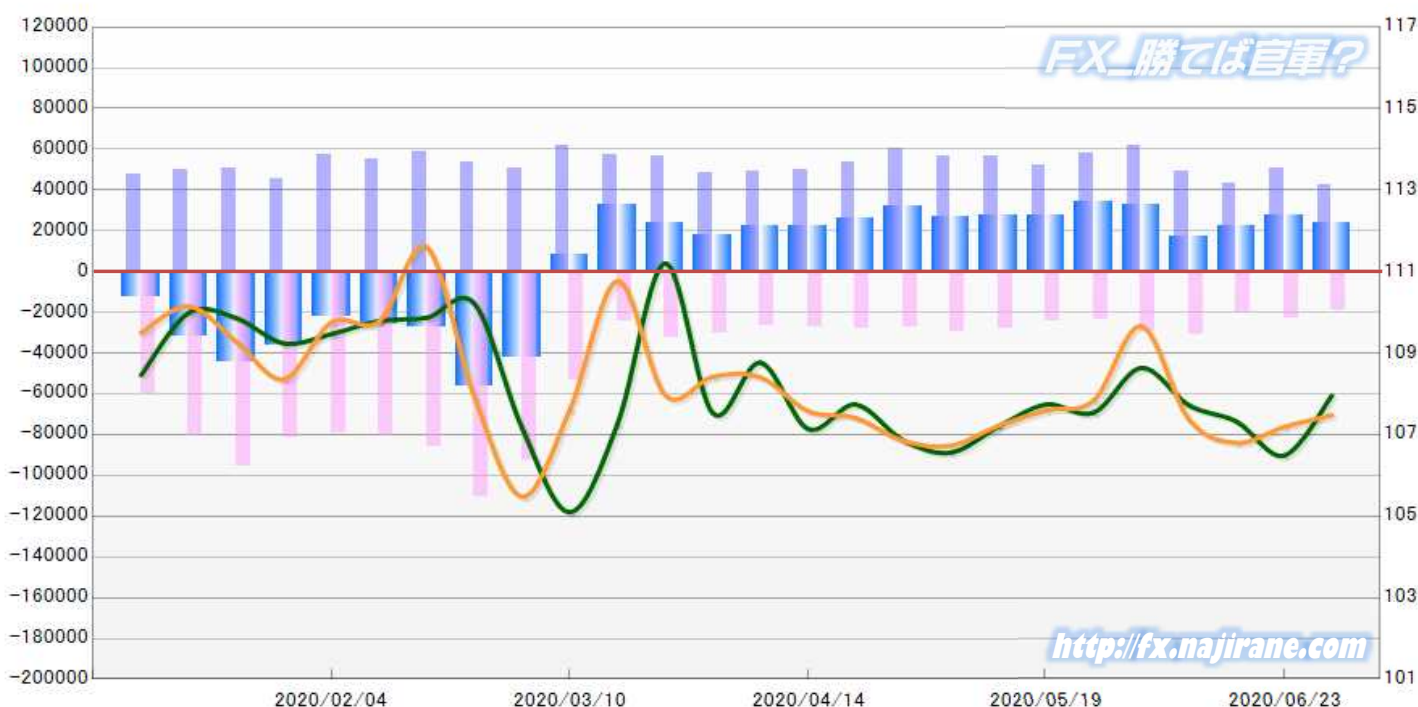
2020/01/07 ~ 2020/06/30

2020/07/03 NYクローズ時公表値

Report_Date	Non Commercial Positions												火曜日 引け値	金曜日 引け値
	Long	増減	増減(%)	Short	増減	増減(%)	売り越し	増減	増減(%)	売買計	増減	増減(%)		
2020/06/30	42755	-7735	-15.3%	18894	-4138	-18.0%	-23861	-3597	-13.1%	61649	-11873	-16.1%	107.96	107.48
2020/06/23	50490	7364	17.1%	23032	2016	9.6%	-27458	5348	24.2%	73522	9380	14.6%	106.49	107.19
2020/06/16	43126	-5736	-11.7%	21016	-10384	-33.1%	-22110	4648	26.6%	64142	-16120	-20.1%	107.32	106.80
2020/06/09	48862	-13096	-21.1%	31400	2021	6.9%	-17462	-15117	-46.4%	80262	-11075	-12.1%	107.72	107.37
2020/06/02	61958	4085	7.1%	29379	6113	26.3%	-32579	-2028	-5.9%	91337	10198	12.6%	108.64	109.66
2020/05/26	57873	5835	11.2%	23266	-1302	-5.3%	-34607	7137	26.0%	81139	4533	5.9%	107.54	107.84
2020/05/19	52038	-4269	-7.6%	24568	-3802	-13.4%	-27470	-467	-1.7%	76606	-8071	-9.5%	107.74	107.60
2020/05/12	56307	-327	-0.6%	28370	-1050	-3.6%	-27937	723	2.7%	84677	-1377	-1.6%	107.20	107.22
2020/05/05	56634	-3328	-5.6%	29420	1784	6.5%	-27214	-5112	-15.8%	86054	-1544	-1.8%	106.56	106.73
2020/04/28	59962	6232	11.6%	27636	-68	-0.2%	-32326	6300	24.2%	87598	6164	7.6%	106.86	106.85
2020/04/21	53730	3867	7.8%	27704	484	1.8%	-26026	3383	14.9%	81434	4351	5.6%	107.74	107.41
2020/04/14	49863	614	1.2%	27220	381	1.4%	-22643	233	1.0%	77083	995	1.3%	107.14	107.58
2020/04/07	49249	805	1.7%	26839	-3323	-11.0%	-22410	4128	22.6%	76088	-2518	-3.2%	108.77	108.41
2020/03/31	48444	-8084	-14.3%	30162	-2503	-7.7%	-18282	-5581	-23.4%	78606	-10587	-11.9%	107.53	108.42
2020/03/24	56528	-758	-1.3%	32665	8314	34.1%	-23863	-9072	-27.5%	89193	7556	9.3%	111.20	107.97
2020/03/17	57286	-4446	-7.2%	24351	-29224	-54.5%	-32935	24778	303.8%	81637	-33670	-29.2%	107.26	110.77
2020/03/10	61732	11134	22.0%	53575	-39347	-42.3%	-8157	-50481	-119.3%	115307	-28213	-19.7%	105.10	107.61
2020/03/03	50598	-3257	-6.0%	92922	-17322	-15.7%	42324	-14065	-24.9%	143520	-20579	-12.5%	107.16	105.48
2020/02/25	53855	-4750	-8.1%	110244	24418	28.5%	56389	29168	107.2%	164099	19668	13.6%	110.21	107.91
2020/02/18	58605	3800	6.9%	85826	4833	6.0%	27221	1033	3.9%	144431	8633	6.4%	109.87	111.60
2020/02/11	54805	-2867	-5.0%	80993	1423	1.8%	26188	4290	19.6%	135798	-1444	-1.1%	109.79	109.78
2020/02/04	57672	11996	26.3%	79570	-2131	-2.6%	21898	-14127	-39.2%	137242	9865	7.7%	109.47	109.76
2020/01/28	45676	-4920	-9.7%	81701	-13596	-14.3%	36025	-8676	-19.4%	127377	-18516	-12.7%	109.24	108.36
2020/01/21	50596	876	1.8%	95297	14147	17.4%	44701	13271	42.2%	145893	15023	11.5%	109.86	109.28
2020/01/14	49720	1874	3.9%	81150	21056	35.0%	31430	19182	156.6%	130870	22930	21.2%	109.99	110.15
2020/01/07	47846			60094			12248			107940			108.46	109.50

JAPANESE YEN - CHICAGO MERCANTILE EXCHANGE  
FUTURES ONLY POSITIONS

— 金曜終値 — 火曜終値 Short枚数 Long枚数 ■ 売り越し or 買い越し枚数



**EURO FX - CHICAGO MERCANTILE EXCHANGE**

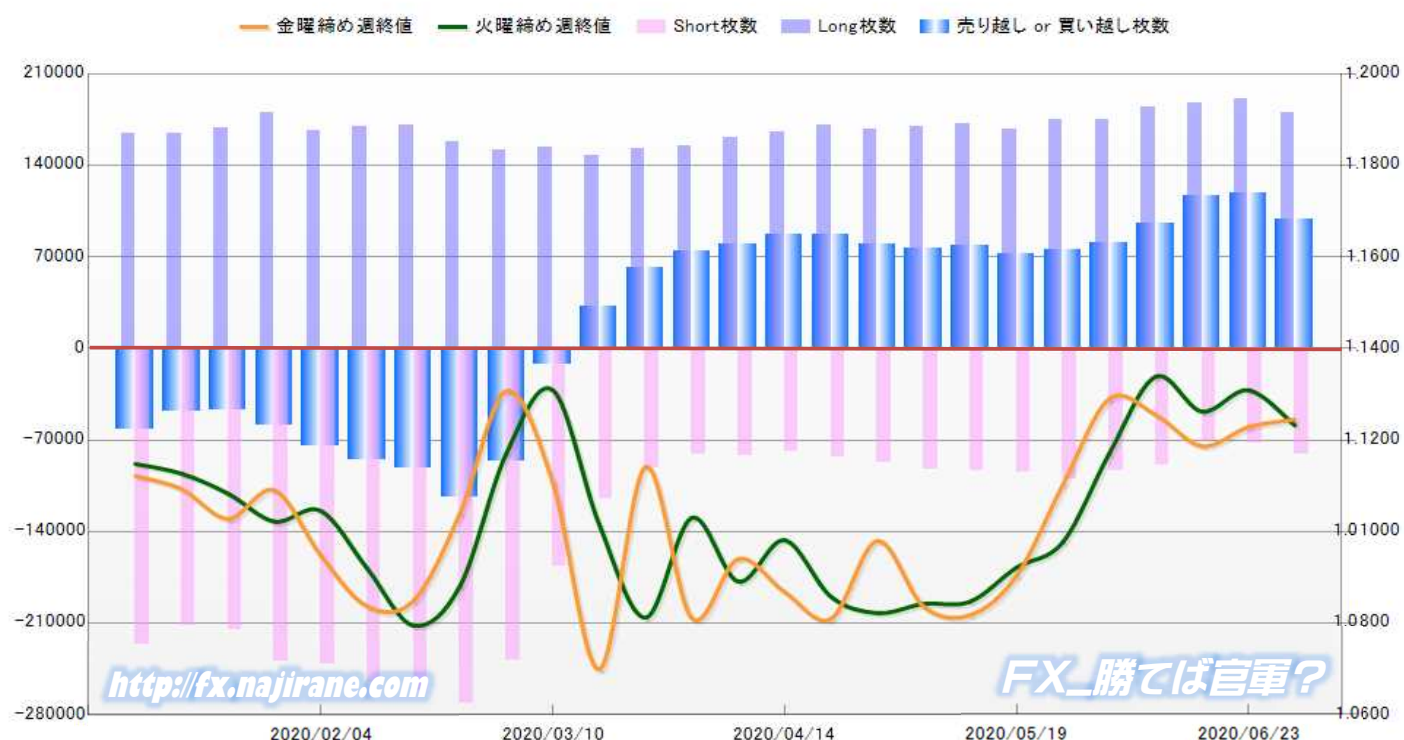
Code-099741

2020/01/07 ~ 2020/06/30

2020/07/03 NYクローズ時公表値

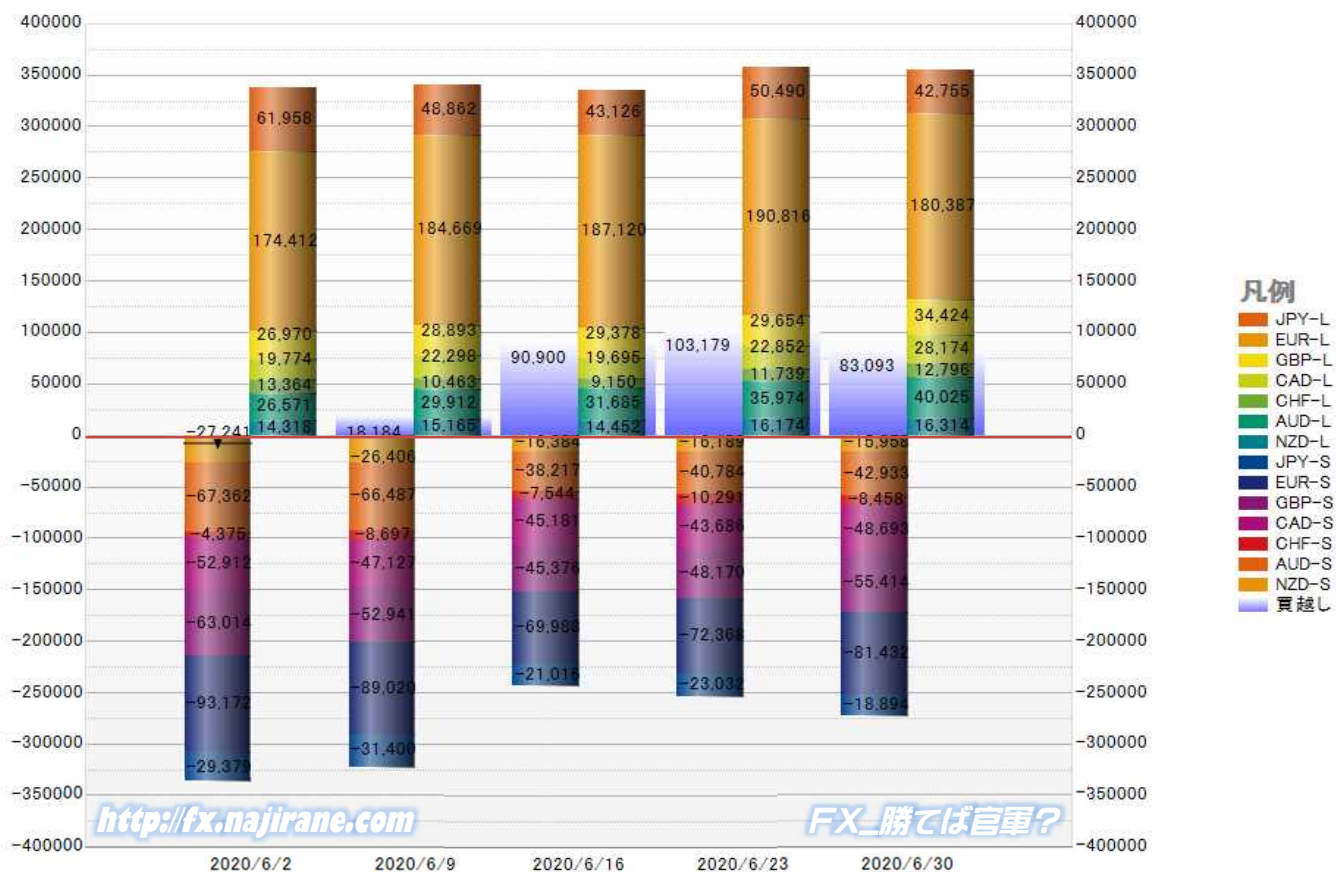
Report_Date	Non Commercial Positions											火曜日 引け値	金曜日 引け値	
	Long	増減		Short	増減		売り越し	増減		売買計	増減			
2020/06/30	180387	-10429	-5.5%	81432	9064	12.5%	-98955	-19493	-16.5%	261819	-1365	-0.5%	1.1232	1.1245
2020/06/23	190816	3696	2.0%	72368	2380	3.4%	-118448	1316	1.1%	263184	6076	2.4%	1.1309	1.1228
2020/06/16	187120	2451	1.3%	69988	-19032	-21.4%	-117132	21483	22.5%	257108	-16581	-6.1%	1.1262	1.1187
2020/06/09	184669	10257	5.9%	89020	-4152	-4.5%	-95649	14409	17.7%	273689	6105	2.3%	1.1338	1.1255
2020/06/02	174412	-622	-0.4%	93172	-6640	-6.7%	-81240	6018	8.0%	267584	-7262	-2.6%	1.1170	1.1290
2020/05/26	175034	7278	4.3%	99812	4618	4.9%	-75222	2660	3.7%	274846	11896	4.5%	1.0977	1.1102
2020/05/19	167756	-4224	-2.5%	95194	1354	1.4%	-72562	-5578	-7.1%	262950	-2870	-1.1%	1.0921	1.0903
2020/05/12	171980	2708	1.6%	93840	867	0.9%	-78140	1841	2.4%	265820	3575	1.4%	1.0847	1.0818
2020/05/05	169272	2008	1.2%	92973	5390	6.2%	-76299	-3382	-4.2%	262245	7398	2.9%	1.0842	1.0836
2020/04/28	167264	-3114	-1.8%	87583	4423	5.3%	-79681	-7537	-8.6%	254847	1309	0.5%	1.0822	1.0980
2020/04/21	170378	5300	3.2%	83160	4699	6.0%	-87218	601	0.7%	253538	9999	4.1%	1.0858	1.0810
2020/04/14	165078	3893	2.4%	78461	-3100	-3.8%	-86617	6993	8.8%	243539	793	0.3%	1.0981	1.0868
2020/04/07	161185	6138	4.0%	81561	761	0.9%	-79624	5377	7.2%	242746	6899	2.9%	1.0891	1.0940
2020/03/31	155047	2687	1.8%	80800	-10270	-11.3%	-74247	12957	21.1%	235847	-7583	-3.1%	1.1030	1.0811
2020/03/24	152360	5227	3.6%	91070	-23568	-20.6%	-61290	28795	88.6%	243430	-18341	-7.0%	1.0812	1.1141
2020/03/17	147133	-6687	-4.3%	114638	-51849	-31.1%	-32495	-45162	-356.5%	261771	-58536	####	1.1016	1.0699
2020/03/10	153820	1916	1.3%	166487	-72120	-30.2%	12667	-74036	-85.4%	320307	-70204	####	1.1309	1.1107
2020/03/03	151904	-5683	-3.6%	238607	-33001	-12.2%	86703	-27318	-24.0%	390511	-38684	-9.0%	1.1171	1.1307
2020/02/25	157587	-12999	-7.6%	271608	9515	3.6%	114021	22514	24.6%	429195	-3484	-0.8%	1.0881	1.1040
2020/02/18	170586	1111	0.7%	262093	6949	2.7%	91507	5838	6.8%	432679	8060	1.9%	1.0795	1.0849
2020/02/11	169475	2550	1.5%	255144	13139	5.4%	85669	10589	14.1%	424619	15689	3.8%	1.0919	1.0837
2020/02/04	166925	-13728	-7.6%	242005	2490	1.0%	75080	16218	27.6%	408930	-11238	-2.7%	1.1045	1.0948
2020/01/28	180653	12437	7.4%	239515	24280	11.3%	58862	11843	25.2%	420168	36717	9.6%	1.1022	1.1090
2020/01/21	168216	4335	2.6%	215235	3172	1.5%	47019	-1163	-2.4%	383451	7507	2.0%	1.1083	1.1028
2020/01/14	163881	-932	-0.6%	212063	-14414	-6.4%	48182	-13482	-21.9%	375944	-15346	-3.9%	1.1127	1.1093
2020/01/07	164813			226477			61664			391290			1.1148	1.1122

**EURO FX - CHICAGO MERCANTILE EXCHANGE  
FUTURES ONLY POSITIONS**



	2020/06/02			2020/06/09			2020/06/16			2020/06/23			2020/06/30		
	Long	Short	売り越し	Long	Short	売り越し	Long	Short	売り越し	Long	Short	売り越し	Long	Short	売り越し
JPY	61958	29379	-32579	48862	31400	-17462	43126	21016	-22110	50490	23032	-27458	42755	18894	-23861
	前週比 枚数増減 (枚)			-13096	2021	-15117	-5736	-10384	4648	7364	2016	5348	-7735	-4138	-3597
	前週比 枚数増減 (%)			-21.1%	6.9%	-46.4%	-11.7%	-33.1%	26.6%	17.1%	9.6%	24.2%	-15.3%	-18.0%	-13.1%
EUR	174412	93172	-81240	184669	89020	-95649	187120	69988	-117132	190816	72368	-118448	180387	81432	-98955
	前週比 枚数増減 (枚)			10257	-4152	14409	2451	-19032	21483	3696	2380	1316	-10429	9064	-19493
	前週比 枚数増減 (%)			5.9%	-4.5%	17.7%	1.3%	-21.4%	22.5%	2.0%	3.4%	1.1%	-5.5%	12.5%	-16.5%
GBP	26970	63014	36044	28893	52941	24048	29378	45376	15998	29654	48170	18516	34424	55414	20990
	前週比 枚数増減 (枚)			1923	-10073	-11996	485	-7565	-8050	276	2794	2518	4770	7244	2474
	前週比 枚数増減 (%)			7.1%	-16.0%	-33.3%	1.7%	-14.3%	-33.5%	0.9%	6.2%	15.7%	16.1%	15.0%	13.4%
AUD	26571	67362	40791	29912	66487	36575	31685	38217	6532	35974	40784	4810	40025	42933	2908
	前週比 枚数増減 (枚)			3341	-875	-4216	1773	-28270	-30043	4289	2567	-1722	4051	2149	-1902
	前週比 枚数増減 (%)			12.6%	-1.3%	-10.3%	5.9%	-42.5%	-82.1%	13.5%	6.7%	-26.4%	11.3%	5.3%	-39.5%
CAD	19774	52912	33138	22298	47127	24829	19695	45181	25486	22852	43686	20834	28174	48693	20519
	前週比 枚数増減 (枚)			2524	-5785	-8309	-2603	-1946	657	3157	-1495	-4652	5322	5007	-315
	前週比 枚数増減 (%)			12.8%	-10.9%	-25.1%	-11.7%	-4.1%	2.6%	16.0%	-3.3%	-18.3%	23.3%	11.5%	-1.5%
CHF	13364	4375	-8989	10463	8697	-1766	9150	7544	-1606	11739	10291	-1448	12796	8458	-4338
	前週比 枚数増減 (枚)			-2901	4322	-7223	-1313	-1153	-160	2589	2747	-158	1057	-1833	2890
	前週比 枚数増減 (%)			-21.7%	98.8%	-80.4%	-12.5%	-13.3%	-9.1%	28.3%	36.4%	-9.8%	9.0%	-17.8%	199.6%
NZD	14318	27241	12923	15165	26406	11241	14452	16384	1932	16174	16189	15	16314	15958	-356
	前週比 枚数増減 (枚)			847	-835	-1682	-713	-10022	-9309	1722	-195	-1917	140	-231	371
	前週比 枚数増減 (%)			5.9%	-3.1%	-13.0%	-4.7%	-38.0%	-82.8%	11.9%	-1.2%	-99.2%	0.9%	-1.4%	2473.3%
MXN	56663	48346	-8317	58953	59799	846	49258	27152	-22106	51601	28423	-23178	55795	34839	-20956
	前週比 枚数増減 (枚)			2290	11453	9163	-9695	-32647	22952	2343	1271	1072	4194	6416	-2222
	前週比 枚数増減 (%)			4.0%	23.7%	110.2%	-16.4%	-54.6%	2713.0%	4.8%	4.7%	4.8%	8.1%	22.6%	-9.6%
Total All 8	394030	385801	-8229	399215	381877	-17338	383864	270858	-113006	409300	282943	-126357	410670	306621	-104049
	前週比 枚数増減 (枚)			5185	-3924	9109	-15351	-111019	95668	25436	12085	13351	1370	23678	-22308
	前週比 枚数増減 (%)			1.3%	-1.0%	110.7%	-3.8%	-29.1%	551.8%	6.6%	4.5%	11.8%	0.3%	8.4%	-17.7%
Total 7 (MXN除く)	337367	337455	88	340262	322078	-18184	334606	243706	-90900	357699	254520	-103179	354875	271782	-83093
	前週比 枚数増減 (枚)			2895	-15377	18272	-5656	-78372	72716	23093	10814	12279	-2824	17262	-20086
	前週比 枚数増減 (%)			0.9%	-4.6%	20763.6%	-1.7%	-24.3%	399.9%	6.9%	4.4%	13.5%	-0.8%	6.8%	-19.5%

### 直近5週 CFTC IMM主要7通貨の構成



<http://fx.najirane.com>

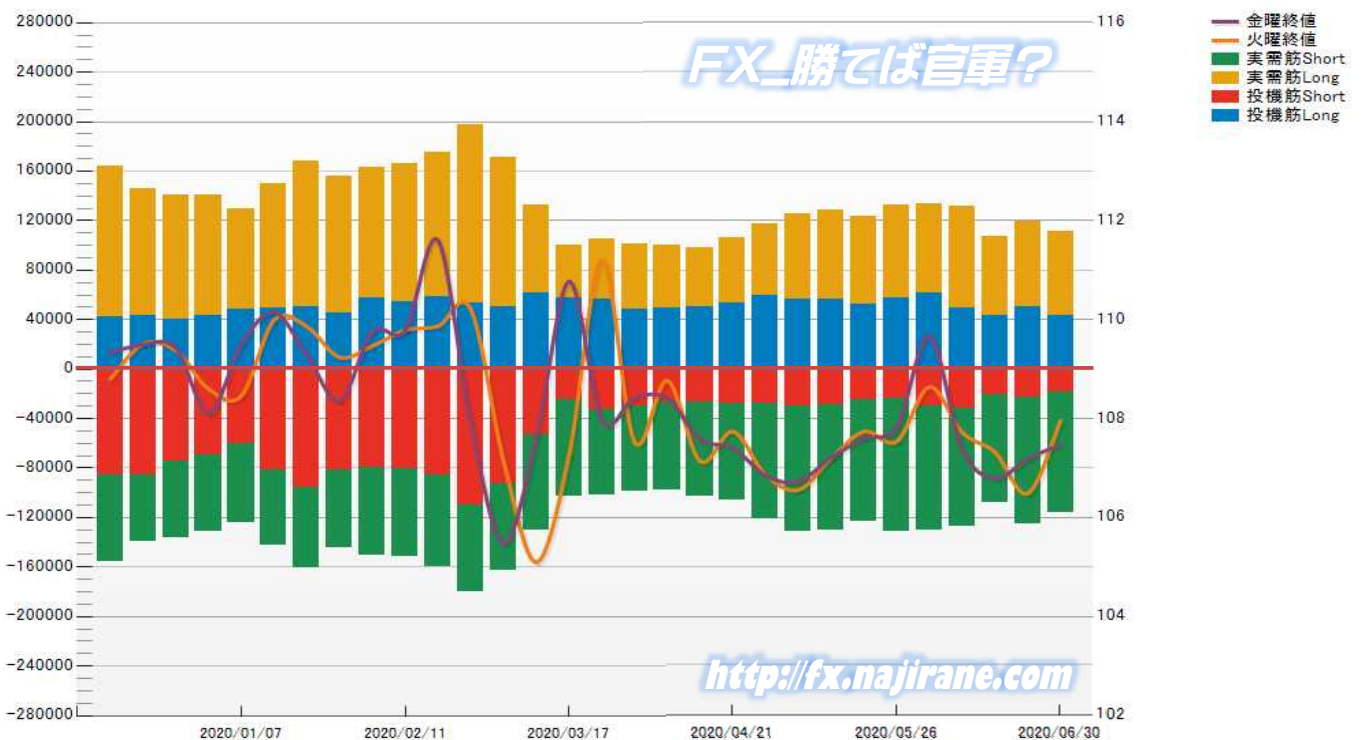
FXに勝てば官軍?

JAPANESE YEN - CHICAGO MERCANTILE EXCHANGE  
FUTURES ONLY POSITIONS

Code-097741  
2020/07/03 公表値

Date	投機筋集計				実需筋集計				投機筋+実需筋合計				ドル円終値	
	円買い	円売り	売り越し	売買計	円買い	円売り	売り越し	売買計	円買い	円売り	売り越し	売買計	火曜締め	金曜締め
2020/06/30	42755	18894	-23861	61649	68918	97342	28424	166260	111673	116236	4563	227909	107.96	107.48
2020/06/23	50490	23032	-27458	73522	68487	102372	33885	170859	118977	125404	6427	244381	106.49	107.19
2020/06/16	43126	21016	-22110	64142	64304	86449	22145	150753	107430	107465	35	214895	107.32	106.80
2020/06/09	48862	31400	-17462	80262	82366	95668	13302	178034	131228	127068	-4160	258296	107.72	107.37
2020/06/02	61958	29379	-32579	91337	72106	100594	28488	172700	134064	129973	-4091	264037	108.64	109.66
2020/05/26	57873	23266	-34607	81139	74238	108460	34222	182698	132111	131726	-385	263837	107.54	107.84
2020/05/19	52038	24568	-27470	76606	71027	98736	27709	169763	123065	123304	239	246369	107.74	107.60
2020/05/12	56307	28370	-27937	84677	72360	101599	29239	173959	128667	129969	1302	258636	107.20	107.22
2020/05/05	56634	29420	-27214	86054	68783	101620	32837	170403	125417	131040	5623	256457	106.56	106.73
2020/04/28	59962	27636	-32326	87598	56947	93684	36737	150631	116909	121320	4411	238229	106.86	106.85
2020/04/21	53730	27704	-26026	81434	52383	78188	25805	130571	106113	105892	-221	212005	107.74	107.41
2020/04/14	49863	27220	-22643	77083	48656	75435	26779	124091	98519	102655	4136	201174	107.14	107.58
2020/04/07	49249	26839	-22410	76088	51300	70904	19604	122204	100549	97743	-2806	198292	108.77	108.41
2020/03/31	48444	30162	-18282	78606	53154	68221	15067	121375	101598	98383	-3215	199981	107.53	108.42
2020/03/24	56528	32665	-23863	89193	48777	69252	20475	118029	105305	101917	-3388	207222	111.20	107.97
2020/03/17	57286	24351	-32935	81637	42873	78049	35176	120922	100159	102400	2241	202559	107.26	110.77
2020/03/10	61732	53575	-8157	115307	70545	76931	6386	147476	132277	130506	-1771	262783	105.10	107.61
2020/03/03	50598	92922	42324	143520	120130	70043	-50087	190173	170728	162965	-7763	333693	107.16	105.48
2020/02/25	53855	110244	56389	164099	144064	69816	-74248	213880	197919	180060	-17859	377979	110.21	107.91
2020/02/18	58605	85826	27221	144431	116686	73909	-42777	190595	175291	159735	-15556	335026	109.87	111.60
2020/02/11	54805	80993	26188	135798	111167	70770	-40397	181937	165972	151763	-14209	317735	109.79	109.78
2020/02/04	57672	79570	21898	137242	105438	71114	-34324	176552	163110	150684	-12426	313794	109.47	109.76
2020/01/28	45676	81701	36025	127377	110412	63226	-47186	173638	156088	144927	-11161	301015	109.24	108.36
2020/01/21	50596	95297	44701	145893	117694	65587	-52107	183281	168290	160884	-7406	329174	109.86	109.28
2020/01/14	49720	81150	31430	130870	100226	61710	-38516	161936	149946	142860	-7086	292806	109.99	110.15
2020/01/07	47846	60094	12248	107940	82055	64595	-17460	146650	129901	124689	-5212	254590	108.46	109.50
2019/12/31	43668	68970	25302	112638	97526	62360	-35166	159886	141194	131330	-9864	272524	108.60	108.10
2019/12/24	40592	74134	33542	114726	99923	61911	-38012	161834	140515	136045	-4470	276560	109.38	109.43
2019/12/17	43418	85480	42062	128898	102748	54004	-48744	156752	146166	139484	-6682	285650	109.51	109.50
2019/12/10	41843	85525	43682	127368	122108	70477	-51631	192585	163951	156002	-7949	319953	108.80	109.33

JAPANESE YEN - CHICAGO MERCANTILE EXCHANGE  
FUTURES ONLY POSITIONS Code-097741



EURO FX - CHICAGO MERCANTILE EXCHANGE  
FUTURES ONLY POSITIONS

Code-099741  
2020/07/03 公表値

Date	投機筋集計				実需筋集計				投機筋+実需筋合計				ユーロドル終値	
	EUR買い	EUR売り	売り越し	売買計	EUR買い	EUR売り	売り越し	売買計	EUR買い	EUR売り	売り越し	売買計	火曜締め	金曜締め
2020/06/30	180387	81432	-98955	261819	306839	453967	147128	760806	487226	535399	48173	1022625	1.1232	1.1245
2020/06/23	190816	72368	-118448	263184	305405	467945	162540	773350	496221	540313	44092	1036534	1.1309	1.1228
2020/06/16	187120	69988	-117132	257108	302800	457835	155035	760635	489920	527823	37903	1017743	1.1262	1.1187
2020/06/09	184669	89020	-95649	273689	316909	450627	133718	767536	501578	539647	38069	1041225	1.1338	1.1255
2020/06/02	174412	93172	-81240	267584	312787	429985	117198	742772	487199	523157	35958	1010356	1.1170	1.1290
2020/05/26	175034	99812	-75222	274846	298419	404675	106256	703094	473453	504487	31034	977940	1.0977	1.1102
2020/05/19	167756	95194	-72562	262950	295367	397961	102594	693328	463123	493155	30032	956278	1.0921	1.0903
2020/05/12	171980	93840	-78140	265820	294370	400827	106457	695197	466350	494667	28317	961017	1.0847	1.0818
2020/05/05	169272	92973	-76299	262245	290624	393234	102610	683858	459896	486207	26311	946103	1.0842	1.0836
2020/04/28	167264	87583	-79681	254847	291497	399179	107682	690676	458761	486762	28001	945523	1.0822	1.0980
2020/04/21	170378	83160	-87218	253538	297719	413092	115373	710811	468097	496252	28155	964349	1.0858	1.0810
2020/04/14	165078	78461	-86617	243539	296805	417530	120725	714335	461883	495991	34108	957874	1.0981	1.0868
2020/04/07	161185	81561	-79624	242746	304521	422120	117599	726641	465706	503681	37975	969387	1.0891	1.0940
2020/03/31	155047	80800	-74247	235847	315522	415776	100254	731298	470569	496576	26007	967145	1.1030	1.0811
2020/03/24	152360	91070	-61290	243430	326218	414867	88649	741085	478578	505937	27359	984515	1.0812	1.1141
2020/03/17	147133	114638	-32495	261771	352847	419664	66817	772511	499980	534302	34322	1034282	1.1016	1.0699
2020/03/10	153820	166487	12667	320307	397574	424702	27128	822276	551394	591189	39795	1142583	1.1309	1.1107
2020/03/03	151904	238607	86703	390511	385539	329833	-55706	715372	537443	568440	30997	1105883	1.1171	1.1307
2020/02/25	157587	271608	114021	429195	355329	270784	-84545	626113	512916	542392	29476	1055308	1.0881	1.1040
2020/02/18	170586	262093	91507	432679	340245	282010	-58235	622255	510831	544103	33272	1054934	1.0795	1.0849
2020/02/11	169475	255144	85669	424619	338132	281706	-56426	619838	507607	536850	29243	1044457	1.0919	1.0837
2020/02/04	166925	242005	75080	408930	321548	283559	-37989	605107	488473	525564	37091	1014037	1.1045	1.0948
2020/01/28	180653	239515	58862	420168	311346	291195	-20151	602541	491999	530710	38711	1022709	1.1022	1.1090
2020/01/21	168216	215235	47019	383451	302385	295283	-7102	597668	470601	510518	39917	981119	1.1083	1.1028
2020/01/14	163881	212063	48182	375944	297419	288854	-8565	586273	461300	500917	39617	962217	1.1127	1.1093
2020/01/07	164813	226477	61664	391290	288408	263100	-25308	551508	453221	489577	36356	942798	1.1148	1.1122
2019/12/31	168852	243197	74345	412049	285490	245540	-39950	531030	454342	488737	34395	943079	1.1213	1.1162
2019/12/24	160263	233206	72943	393469	282401	241064	-41337	523465	442664	474270	31606	916934	1.1085	1.1176
2019/12/17	165355	231049	65694	396404	288313	244275	-44038	532588	453668	475324	21656	928992	1.1153	1.1076
2019/12/10	164732	232375	67643	397107	363680	325511	-38169	689191	528412	557886	29474	1086298	1.1093	1.1117

EURO FX - CHICAGO MERCANTILE EXCHANGE  
FUTURES ONLY POSITIONS Code-099741



# CME Daily Volume

FX\_勝てば官軍?

<http://fx.najirane.com>

AUS Dollar		MONTHLY	FUTURE	WEEKLY FRIDAY OPTIONS					参考レート	
Date	OPTIONS			WK 1	WK 2	WK 3	WK 4	WK 5	Open	Close
2020/7/2 (木)	2350	81577			112	17	161	2	0.6913	0.6924
2020/7/1 (水)	2319	99457			122	164	58	268	0.6903	0.6913
2020/6/30 (火)	1279	97193			15	5	3	190	0.6867	0.6902
2020/6/29 (月)	1142	71459			152				0.6851	0.6868
2020/6/26 (金)	1451	69304			90	5	45		0.6888	0.6863
2020/6/25 (木)	1118	80352			1		273		0.6870	0.6888
2020/6/24 (水)	1515	95499				1	635		0.6929	0.6870
2020/6/23 (火)	1403	102821			2		527		0.6911	0.6928
2020/6/22 (月)	635	78443			2		869		0.6820	0.6912
2020/6/19 (金)	1103	82963			328	439	122		0.6848	0.6844

CAN Dollar		MONTHLY	FUTURE	WEEKLY FRIDAY OPTIONS					参考レート	
Date	OPTIONS			WK 1	WK 2	WK 3	WK 4	WK 5	Open	Close
2020/7/2 (木)	---	59003			1899	1018	2	642	0.7362	0.7372
2020/7/1 (水)	---	53122			631	10	19	1	0.7365	0.7361
2020/6/30 (火)	---	72938			12	4	10	354	0.7320	0.7367
2020/6/29 (月)	---	56604			1	247	0	10	0.7307	0.7320
2020/6/26 (金)	---	54919			446	11	517	0	0.7333	0.7318
2020/6/25 (木)	---	57250			500	151	840	0	0.7332	0.7333
2020/6/24 (水)	---	59999			0	2	202	0	0.7381	0.7332
2020/6/23 (火)	---	58257			248	5	783	0	0.7395	0.7380
2020/6/22 (月)	---	39590			5	2	1608	0	0.7345	0.7394
2020/6/19 (金)	---	54891			544	349	2213	0	0.7351	0.7349

SWISS FRANC		MONTHLY	FUTURE	WEEKLY FRIDAY OPTIONS					参考レート	
Date	OPTIONS			WK 1	WK 2	WK 3	WK 4	WK 5	Open	Close
2020/7/2 (木)	---	17212			---	---	---	---	1.0574	1.0577
2020/7/1 (水)	---	20539			---	---	---	---	1.0557	1.0572
2020/6/30 (火)	---	25855			---	---	---	---	1.0513	1.0558
2020/6/29 (月)	---	21483			---	---	---	---	1.0553	1.0513
2020/6/26 (金)	---	15025			---	---	---	---	1.0538	1.0552
2020/6/25 (木)	---	18412			---	---	---	---	1.0552	1.0537
2020/6/24 (水)	---	16045			---	---	---	---	1.0584	1.0551
2020/6/23 (火)	---	20573			---	---	---	---	1.0554	1.0583
2020/6/22 (月)	---	14702			---	---	---	---	1.0513	1.0554
2020/6/19 (金)	---	15435			---	---	---	---	1.0509	1.0503

EU EURO		MONTHLY	FUTURE	WEEKLY FRIDAY OPTIONS					参考レート	
Date	OPTIONS			WK 1	WK 2	WK 3	WK 4	WK 5	Open	Close
2020/7/2 (木)	11615				5264	2030	14	669	1.1251	1.1240
2020/7/1 (水)	15458				1854	776	43	29	1.1232	1.1251
2020/6/30 (火)	16228				504	975	120	1	1.1241	1.1232
2020/6/29 (月)	6530				502	50	38	216	1.1222	1.1241
2020/6/26 (金)	15965				2030	46	1068		1.1215	1.1228
2020/6/25 (木)	9828				256	761	4427		1.1255	1.1216
2020/6/24 (水)	8344				26	72	5095		1.1308	1.1255
2020/6/23 (火)	10217				347	10	2463		1.1263	1.1309
2020/6/22 (月)	5814				410	107	1561		1.1184	1.1263
2020/6/19 (金)	12964				26	1247	6324		1.1205	1.1187

GB POUND		MONTHLY	FUTURE	WEEKLY FRIDAY OPTIONS					参考レート	
Date	OPTIONS			WK 1	WK 2	WK 3	WK 4	WK 5	Open	Close
2020/7/2 (木)	---	83352			300	131	78	42	1.2478	1.2468
2020/7/1 (水)	---	85064			37	35	102	408	1.2400	1.2478
2020/6/30 (火)	---	100163			26		3	80	1.2300	1.2399
2020/6/29 (月)	---	79428			22	51	104	400	1.2337	1.2300
2020/6/26 (金)	---	75502			85	5	20		1.2422	1.2343
2020/6/25 (木)	---	78866				1	162		1.2426	1.2422
2020/6/24 (水)	---	93850			1	20	709		1.2513	1.2426
2020/6/23 (火)	---	88883			2	8	565		1.2471	1.2513
2020/6/22 (月)	---	69944			4	82	599		1.2356	1.2469
2020/6/19 (金)	---	95853			2	64	105		1.2421	1.2359

JP YEN		MONTHLY	FUTURE	WEEKLY FRIDAY OPTIONS					参考レート	
Date	OPTIONS			WK 1	WK 2	WK 3	WK 4	WK 5	Open	Close
2020/7/2 (木)	---	64588			4900	4	0	424	107.46	107.53
2020/7/1 (水)	---	80784			1215	119	0	0	107.96	107.46
2020/6/30 (火)	---	74355			0	0	0	1	107.58	107.96
2020/6/29 (月)	---	79047			838	271	100	703	107.14	107.58
2020/6/26 (金)	---	57604			0	0	456	0	107.19	107.19
2020/6/25 (木)	---	60865			114	406	439	0	107.03	107.18
2020/6/24 (水)	---	70986			1	20	450	0	106.49	107.03
2020/6/23 (火)	---	116729			693	148	2722	0	106.92	106.49
2020/6/22 (月)	---	41949			113	0	1509	0	106.80	106.92
2020/6/19 (金)	---	53046			14	399	5602	0	106.95	106.80

MEX PESO		MONTHLY	FUTURE	WEEKLY FRIDAY OPTIONS					参考レート	
Date	OPTIONS			WK 1	WK 2	WK 3	WK 4	WK 5	Open	Close
2020/7/2 (木)	0	42164			---	---	---	---	4.4093	4.4462
2020/7/1 (水)	14	40918			---	---	---	---	4.3471	4.4093
2020/6/30 (火)	1	33607			---	---	---	---	4.3365	4.3470
2020/6/29 (月)	278	33029			---	---	---	---	4.3464	4.3365
2020/6/26 (金)	0	40026			---	---	---	---	4.4122	4.3415
2020/6/25 (木)	1	40503			---	---	---	---	4.3979	4.4122
2020/6/24 (水)	5	43933			---	---	---	---	4.4604	4.3979
2020/6/23 (火)	9	47743			---	---	---	---	4.4489	4.4604
2020/6/22 (月)	5	31567			---	---	---	---	4.4006	4.4489
2020/6/19 (金)	0	31633			---	---	---	---	4.3958	4.4302

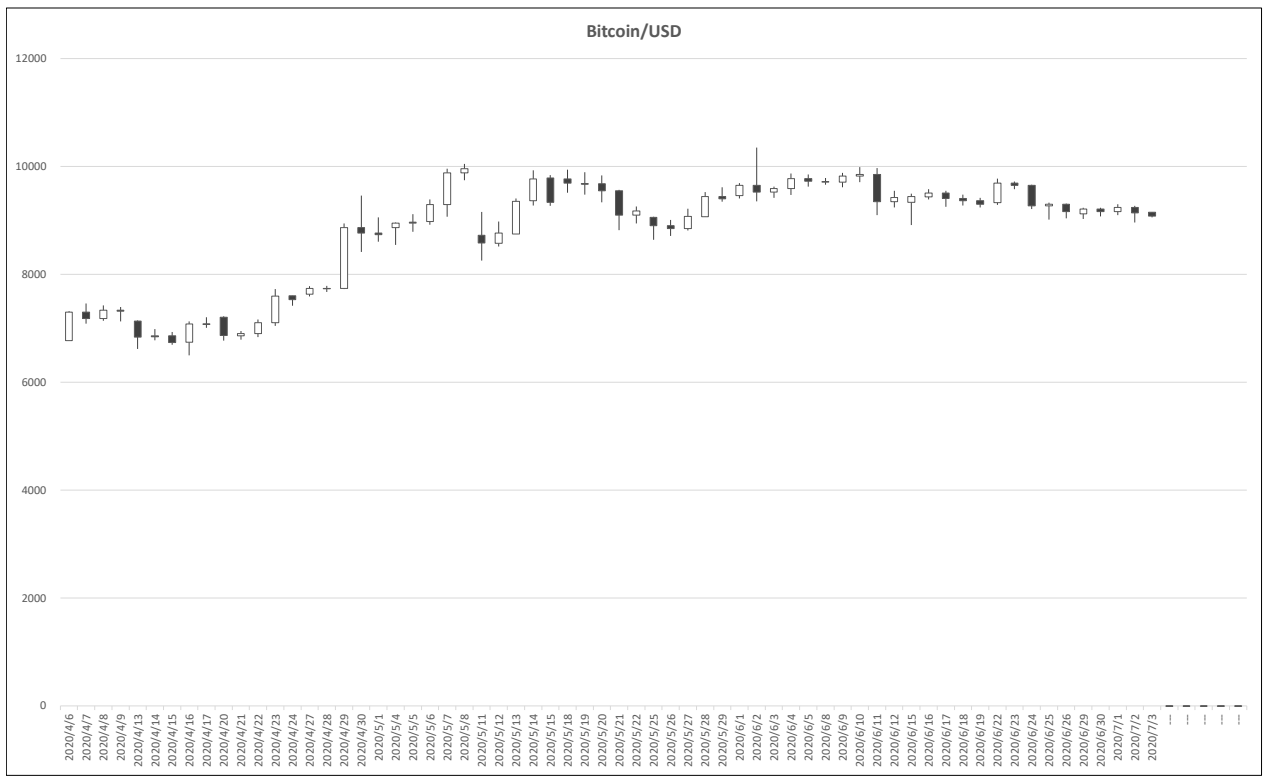
  

NZ DOLLAR		MONTHLY	FUTURE	WEEKLY FRIDAY OPTIONS					参考レート	
Date	OPTIONS			WK 1	WK 2	WK 3	WK 4	WK 5	Open	Close
2020/7/2 (木)	5	27639			---	---	---	---	0.6484	0.6510
2020/7/1 (水)	0	25226			---	---	---	---	0.6454	0.6484
2020/6/30 (火)	4	35926			---	---	---	---	0.6423	0.6454
2020/6/29 (月)	0	22335			---	---	---	---	0.6411	0.6423
2020/6/26 (金)	0	17145			---	---	---	---	0.6429	0.6421
2020/6/25 (木)	0	24708			---	---	---	---	0.6411	0.6429
2020/6/24 (水)	5	28848			---	---	---	---	0.6491	0.6411
2020/6/23 (火)	0	26849			---	---	---	---	0.6481	0.6491
2020/6/22 (月)	0	20391			---	---	---	---	0.6393	0.6481
2020/6/19 (金)	0	31488			---	---	---	---	0.6423	0.6411

# Bitcoin/USD 及び CME Futures (当月及び限月別)

※取引単位=5ビットコイン  
(CME CFビットコイン参考基準レート=BRRを対象)

Bitcoin/USD					CME Futures		2020/06		2020/07		2020/08		2020/09		2020/10	
Date	Open	High	Low	Close	Volume	OpenInt	Close	Volume	Close	Volume	Close	Volume	Close	Volume	Close	Volume
2020/4/6	6770	7321	6770	7299	11232	5037	7415	125	7420	8	7430	28	7445	3	0	0
2020/4/7	7299	7463	7087	7184	9135	5448	7430	447	7435	5	7440	5	7455	3	0	0
2020/4/8	7179	7424	7143	7337	3657	5009	7425	220	7450	27	7445	7	7460	3	0	0
2020/4/9	7337	7396	7128	7315	3003	4896	7365	101	7385	31	7395	5	7405	2	0	0
2020/4/13	7133	7148	6618	6840	6383	5273	6825	408	6825	108	6820	26	6830	5	0	0
2020/4/14	6845	6983	6780	6859	2481	5538	6965	109	6975	4	6970	26	6980	5	0	0
2020/4/15	6863	6935	6698	6739	2454	5456	6755	51	6770	6	6760	3	6770	2	0	0
2020/4/16	6743	7128	6498	7082	6942	5858	7155	195	7170	5	7170	3	7180	15	0	0
2020/4/17	7082	7205	7008	7077	2175	5862	7125	120	7150	1	7145	11	7155	0	0	0
2020/4/20	7205	7220	6775	6868	4734	5781	6825	127	6835	3	6860	5	6870	0	0	0
2020/4/21	6863	6949	6789	6901	3815	5648	6910	174	6920	35	6945	5	6955	0	0	0
2020/4/22	6901	7163	6835	7102	4674	5785	7160	264	7190	19	7195	2	7205	0	0	0
2020/4/23	7102	7728	7042	7599	13285	6128	7660	1128	7670	22	7670	2	7680	2	0	0
2020/4/24	7605	7605	7418	7530	3068	5478	7610	695	7635	2	7640	4	7650	2	0	0
2020/4/27	7634	7782	7593	7740	3370	5891	7795	480	7805	13	7805	3	7815	2	7875	0
2020/4/28	7740	7788	7675	7740	2459	6111	7785	639	7805	41	7810	16	7820	1	7880	0
2020/4/29	7740	8945	7728	8865	11339	6852	8860	1535	8875	59	8885	16	8895	1	8955	0
2020/4/30	8865	9461	8418	8764	11331	6681	8950	734	8990	52	9010	12	9050	9	9110	0
2020/5/1	8764	9058	8606	8734	5635	7672	8850	494	8870	12	8880	2	8910	9	8970	0
2020/5/4	8865	8961	8547	8953	4332	7601	8965	314	8980	7	8995	11	9015	8	9075	0
2020/5/5	8953	9116	8787	8969	5218	7784	9020	412	9040	79	9050	46	9055	6	9115	0
2020/5/6	8977	9390	8921	9294	7035	8706	9385	663	9400	36	9420	4	9425	2	9485	0
2020/5/7	9294	9960	9066	9881	13421	9783	10060	1060	10085	193	10100	48	10110	10	10145	0
2020/5/8	9881	10050	9747	9960	7424	9490	10090	628	10130	47	10145	3	10155	10	10185	0
2020/5/11	8726	9158	8258	8584	21001	9077	8845	1491	8860	157	8880	72	8920	56	8950	0
2020/5/12	8576	8977	8518	8764	7859	9939	8930	704	8950	114	8965	64	8975	65	9015	0
2020/5/13	8749	9407	8749	9355	5941	10698	9325	762	9335	128	9345	41	9360	9	9400	0
2020/5/14	9363	9930	9276	9766	9828	10789	9815	642	9840	201	9880	90	9905	21	9945	0
2020/5/15	9785	9843	9268	9337	8825	10367	9455	880	9505	66	9535	18	9560	2	9600	0
2020/5/18	9766	9940	9515	9690	8946	10628	9830	1001	9880	176	9905	32	9960	46	9970	0
2020/5/19	9681	9891	9479	9681	7837	10878	9765	695	9815	166	9840	157	9845	119	9885	0
2020/5/20	9681	9833	9337	9551	7382	10761	9640	843	9685	147	9700	47	9685	69	9720	0
2020/5/21	9551	9569	8818	9099	10514	9592	9165	1506	9185	141	9205	42	9195	28	9230	0
2020/5/22	9099	9259	8945	9174	5236	9175	9255	595	9300	40	9315	20	9320	17	9355	0
2020/5/25	9058	9066	8643	8905	0	0	0	0	0	0	0	0	0	0	0	0
2020/5/26	8905	9009	8711	8850	11348	8722	8855	2493	8910	298	8935	84	8930	186	8965	0
2020/5/27	8850	9217	8811	9074	8549	9019	9250	2554	9285	318	9325	20	9325	4	9360	0
2020/5/28	9066	9524	9066	9443	10373	8921	9560	3729	9590	441	9640	54	9650	12	9685	0
2020/5/29	9443	9615	9346	9399	4145	8419	9470	3864	9530	174	9570	94	9580	13	9615	0
2020/6/1	9461	9690	9407	9653	4005	8764	9650	3656	9700	166	9745	168	9760	15	9795	0
2020/6/2	9653	10352	9355	9524	16101	8824	9580	14048	9630	1488	9675	300	9715	253	9730	12
2020/6/3	9524	9625	9416	9588	3465	8869	9655	3179	9705	222	9740	47	9775	14	9800	3
2020/6/4	9588	9872	9470	9775	4652	9205	9895	4328	9950	216	10000	79	10040	11	10055	18
2020/6/5	9775	9852	9625	9728	4768	9403	9800	4508	9860	211	9890	47	9935	2	9955	0
2020/6/8	9709	9785	9662	9718	4137	9573	9780	3757	9830	228	9885	111	9915	40	9935	1
2020/6/9	9709	9881	9615	9823	4697	9565	9805	4291	9860	200	9915	151	9980	50	9995	5
2020/6/10	9823	9990	9709	9852	7694	10174	9935	7010	9980	559	10025	109	10100	16	10115	12
2020/6/11	9852	9970	9099	9346	12060	8873	9300	10869	9365	771	9420	320	9465	99	9495	0
2020/6/12	9346	9551	9242	9425	4306	8741	9465	3848	9525	175	9570	180	9620	101	9650	2
2020/6/15	9337	9497	8913	9443	7090	8745	9440	5850	9510	892	9550	235	9600	111	9620	1
2020/6/16	9434	9579	9390	9506	3765	8784	9530	3436	9595	216	9640	50	9695	63	9715	0
2020/6/17	9506	9551	9251	9407	3579	8312	9325	3206	9400	236	9440	35	9490	101	9525	0
2020/6/18	9407	9479	9276	9363	2345	8346	9410	2135	9480	127	9525	42	9570	41	9610	0
2020/6/19	9363	9416	9242	9302	3959	8463	9315	3481	9385	393	9435	56	9475	29	9520	0
2020/6/22	9328	9775	9285	9690	7300	9345	9585	5062	9660	1822	9705	209	9745	207	9790	0
2020/6/23	9690	9718	9579	9653	6043	9330	9660	3811	9745	1711	9795	223	9840	297	9875	0
2020/6/24	9653	9662	9208	9268	11601	8187	9285	8255	9375	2600	9430	401	9460	325	9495	19
2020/6/25	9268	9328	9017	9302	7808	7802	9280	5012	9340	2169	9405	477	9450	148	9490	2
2020/6/26	9302	9311	9042	9166	4824	7374	9084	1005	9220	4195	9280	346	9315	273	9365	5
2020/6/29	9124	9234	9025	9208	3054	7527	0	0	9200	2742	9255	188	9295	117	9330	7
2020/6/30	9208	9234	9074	9166	3161	7675	0	0	9185	2856	9240	168	9285	137	9320	7
2020/7/1	9166	9302	9099	9242	5500	8277	0	0	9325	4789	9365	528	9415	171	9435	7
2020/7/2	9242	9268	8961	9141	7037	0	0	0	9060	6462	9115	411	9165	155	9210	9
2020/7/3	9149	9149	9058	9083	---	---	---	---	---	---	---	---	---	---	---	---



Date	日経平均(^N225)					CME日経平均先物ドル建て(NKD)					CME日経平均先物円建て(NIY)					USDJPY
	Open	High	Low	Close	Volume	Open	High	Low	Close	Volume	Open	High	Low	Close	Volume	
2020-07-02	22,182.68	22,267.51	22,072.11	22,145.96	73,600.0	22,160.0	22,470.0	22,105.0	22,325.0	2,510,463	22,115.0	22,420.0	22,060.0	22,285.0	14,958,646	107.53
2020-07-01	22,338.30	22,360.31	22,039.56	22,121.73	67,400.0	22,240.0	22,290.0	22,000.0	22,230.0	3,336,415	22,195.0	22,245.0	21,950.0	22,185.0	15,779,953	107.46
2020-06-30	22,335.10	22,448.30	22,273.38	22,288.14	74,200.0	22,385.0	22,450.0	22,200.0	22,355.0	2,728,821	22,335.0	22,400.0	22,150.0	22,305.0	14,758,065	107.96
2020-06-29	22,255.05	22,281.38	21,969.59	21,995.04	73,700.0	22,070.0	22,465.0	21,985.0	22,440.0	2,948,835	22,015.0	22,415.0	21,930.0	22,385.0	19,478,840	107.58
2020-06-28						22,135.0	22,305.0	22,120.0	22,285.0	10,158	22,090.0	22,250.0	22,060.0	22,235.0	55,479	
2020-06-26	22,424.37	22,589.14	22,408.27	22,512.08	66,600.0	22,510.0	22,580.0	22,255.0	22,275.0	2,335,796	22,460.0	22,525.0	22,200.0	22,230.0	13,103,626	107.19
2020-06-25	22,287.87	22,423.41	22,165.14	22,259.79	80,800.0	22,305.0	22,545.0	22,065.0	22,495.0	4,441,281	22,240.0	22,490.0	22,010.0	22,440.0	19,914,222	107.18
2020-06-24	22,541.01	22,663.29	22,479.86	22,534.32	67,000.0	22,530.0	22,595.0	22,100.0	22,280.0	3,116,031	22,470.0	22,535.0	22,040.0	22,225.0	14,653,547	107.03
2020-06-23	22,636.06	22,693.89	22,257.14	22,549.05		22,635.0	22,825.0	22,540.0	22,590.0	5,279,008	22,575.0	22,765.0	22,475.0	22,530.0	21,293,499	106.49
2020-06-22	22,353.69	22,575.74	22,311.94	22,437.27	54,600.0	22,530.0	22,715.0	22,330.0	22,685.0	2,564,414	22,465.0	22,650.0	22,270.0	22,620.0	14,189,946	106.92
2020-06-21						22,265.0	22,375.0	22,170.0	22,360.0	30,897	22,195.0	22,310.0	22,110.0	22,285.0	121,693	
2020-06-19	22,515.75	22,523.66	22,352.16	22,478.79	97,000.0	22,470.0	22,725.0	22,325.0	22,345.0	2,696,380	22,420.0	22,660.0	22,260.0	22,290.0	15,994,040	106.80
2020-06-18	22,363.88	22,432.25	22,125.35	22,355.46	65,200.0	22,390.0	22,545.0	22,250.0	22,530.0	3,167,245	22,330.0	22,485.0	22,185.0	22,465.0	21,252,402	106.96
2020-06-17	22,517.14	22,536.38	22,318.07	22,455.76	72,500.0	22,395.0	22,775.0	22,360.0	22,365.0	3,218,433	22,345.0	22,710.0	22,305.0	22,310.0	21,248,017	107.01
2020-06-16	21,912.29	22,624.14	21,899.48	22,582.21	100,100.0	22,395.0	22,630.0	22,210.0	22,475.0	4,312,148	22,305.0	22,560.0	22,160.0	22,380.0	33,819,547	107.32
2020-06-15	22,135.27	22,251.83	21,529.83	21,530.95	78,500.0	22,115.0	22,175.0	21,405.0	22,120.0	7,264,034	22,025.0	22,095.0	21,305.0	22,035.0	36,603,286	107.34
2020-06-14						22,065.0	22,140.0	21,800.0	22,135.0	19,769	21,980.0	22,050.0	21,705.0	22,045.0	75,507	
2020-06-12	22,082.12	22,350.30	21,786.93	22,305.48	120,500.0	22,280.0	22,510.0	22,060.0	22,230.0	4,175,117	22,195.0	22,425.0	21,960.0	22,140.0	31,327,582	107.37
2020-06-11	22,848.02	22,939.39	22,466.54	22,472.91	105,900.0	22,605.0	22,660.0	21,635.0	21,960.0	4,804,035	22,610.0	22,660.0	21,560.0	21,895.0	34,532,424	106.82
2020-06-10	22,939.00	23,175.82	22,900.30	23,124.95	75,600.0	23,120.0	23,170.0	22,720.0	22,775.0	2,321,114	23,115.0	23,175.0	22,720.0	22,785.0	19,335,689	107.12
2020-06-09	23,135.79	23,185.85	22,933.14	23,091.03	91,500.0	22,990.0	23,190.0	22,710.0	22,910.0	3,608,835	22,985.0	23,190.0	22,705.0	22,910.0	36,966,882	107.72
2020-06-08	23,121.98	23,178.10	23,028.62	23,178.10	108,500.0	23,150.0	23,240.0	22,965.0	23,170.0	3,891,695	23,150.0	23,235.0	22,965.0	23,165.0	20,048,280	108.42
2020-06-07						23,155.0	23,275.0	23,155.0	23,215.0	15,396	23,175.0	23,275.0	23,175.0	23,220.0	48,288	
2020-06-05	22,613.08	22,865.88	22,563.56	22,863.73	85,600.0	22,800.0	23,310.0	22,760.0	23,190.0	4,774,490	22,790.0	23,305.0	22,750.0	23,165.0	22,451,967	109.66
2020-06-04	22,885.14	22,907.92	22,501.81	22,695.74	92,000.0	22,625.0	22,845.0	22,610.0	22,655.0	4,425,802	22,615.0	22,845.0	22,595.0	22,645.0	22,527,547	109.12
2020-06-03	22,649.01	22,818.87	22,462.68	22,613.76	94,100.0	22,570.0	23,000.0	22,475.0	22,960.0	4,027,074	22,560.0	22,990.0	22,465.0	22,950.0	31,637,392	108.91
2020-06-02	22,175.29	22,401.79	22,118.40	22,325.21	77,900.0	22,335.0	22,700.0	22,320.0	22,730.0	2,840,049	22,325.0	22,745.0	22,310.0	22,720.0	22,277,540	108.64
2020-06-01	21,910.89	22,161.39	21,898.99	22,062.39	72,200.0	22,065.0	22,245.0	21,920.0	22,150.0	2,686,581	22,055.0	22,240.0	21,915.0	22,145.0	23,255,204	107.66
2020-05-31						21,825.0	21,885.0	21,795.0	21,885.0	2,469	21,810.0	21,890.0	21,785.0	21,885.0	18,533	
2020-05-29	21,807.63	21,955.44	21,710.80	21,877.89	153,200.0	21,865.0	22,045.0	21,665.0	22,045.0	4,472,968	21,850.0	22,040.0	21,660.0	22,030.0	27,361,867	107.84
2020-05-28	21,612.90	21,926.29	21,580.50	21,916.31	134,000.0	21,620.0	22,110.0	21,620.0	21,835.0	5,082,969	21,615.0	22,100.0	21,615.0	21,830.0	31,553,179	107.63
2020-05-27	21,249.31	21,475.68	21,142.72	21,419.23	112,000.0	21,440.0	21,740.0	21,395.0	21,725.0	3,748,303	21,425.0	21,730.0	21,385.0	21,700.0	26,501,037	107.72
2020-05-26	20,927.96	21,328.34	20,918.11	21,271.17	87,200.0	21,245.0	21,370.0	21,190.0	21,255.0	5,957,595	21,235.0	21,360.0	21,180.0	21,240.0	37,664,196	107.54
2020-05-24						20,655.0	20,715.0	20,645.0	20,715.0	4,723	20,640.0	20,695.0	20,630.0	20,690.0	22,896	
2020-05-22	20,583.95	20,615.12	20,334.99	20,388.16	71,100.0	20,390.0	20,600.0	20,450.0	20,585.0	1,808,325	20,380.0	20,585.0	20,230.0	20,570.0	17,077,242	107.60
2020-05-21	20,692.59	20,734.91	20,503.87	20,552.31	62,900.0	20,555.0	20,680.0	20,450.0	20,585.0	1,607,093	20,540.0	20,670.0	20,435.0	20,550.0	14,694,818	107.66
2020-05-20	20,454.49	20,684.46	20,454.03	20,595.15	71,800.0	20,650.0	20,830.0	20,565.0	20,735.0	1,934,272	20,630.0	20,810.0	20,540.0	20,720.0	14,310,692	107.56
2020-05-19	20,469.52	20,433.45	20,433.45	20,433.45	93,000.0	20,505.0	20,705.0	20,365.0	20,475.0	1,838,200	20,485.0	20,680.0	20,340.0	20,435.0	19,566,197	107.74
2020-05-18	20,097.62	20,197.59	19,999.10	20,133.73	71,900.0	20,165.0	20,705.0	20,140.0	20,660.0	2,548,940	20,135.0	20,675.0	20,110.0	20,635.0	18,899,842	107.31
2020-05-17						20,060.0	20,165.0	20,025.0	20,160.0	17,268	20,045.0	20,135.0	20,000.0	20,115.0	37,003	
2020-05-15	20,149.79	20,198.25	19,832.88	20,037.47	75,200.0	20,035.0	20,160.0	19,910.0	20,055.0	1,807,737	20,005.0	20,135.0	19,875.0	20,025.0	21,092,338	107.22
2020-05-14	20,140.49	20,185.00	19,902.93	19,914.78	76,900.0	20,130.0	20,140.0	19,650.0	20,130.0	2,146,285	20,100.0	20,120.0	19,615.0	20,100.0	22,729,039	107.23
2020-05-13	20,140.92	20,329.89	20,056.46	20,267.05	79,500.0	20,285.0	20,435.0	20,120.0	20,155.0	1,958,315	20,250.0	20,410.0	20,090.0	20,125.0	21,058,091	107.06
2020-05-12	20,413.23	20,457.37	20,293.97	20,366.48	67,700.0	20,365.0	20,530.0	20,090.0	20,105.0	1,212,802	20,330.0	20,500.0	20,055.0	20,090.0	15,941,246	107.20
2020-05-11	20,333.73	20,534.88	20,285.04	20,390.66	76,200.0	20,540.0	20,635.0	20,355.0	20,480.0	2,069,801	20,495.0	20,615.0	20,325.0	20,445.0	19,173,437	107.65
2020-05-10						20,200.0	20,380.0	20,185.0	20,365.0	2,721	20,170.0	20,350.0	20,145.0	20,315.0	23,888	
2020-05-08	19,972.09	20,179.09	19,894.58	20,179.09	82,200.0	20,095.0	20,280.0	20,070.0	20,280.0	1,580,016	20,065.0	20,250.0	20,035.0	20,245.0	18,294,456	106.73
2020-05-07	19,468.52	19,720.87	19,448.93	19,674.77	82,900.0	19,695.0	19,930.0	19,620.0	19,885.0	2,712,129	19,670.0	19,900.0	19,590.0	19,850.0	19,561,023	106.30
2020-05-06						19,625.0	19,775.0	19,310.0	19,415.0	523,310	19,600.0	19,750.0	19,280.0	19,395.0	7,275,102	106.09
2020-05-05						19,545.0	19,780.0	19,490.0	19,635.0	1,038,854	19,515.0	19,745.0	19,460.0	19,590.0	11,813,442	106.56
2020-05-04						19,355.0	19,470.0	19,185.0	19,450.0	1,264,045	19,315.0	19,435.0	19,150.0	19,415.0	12,333,748	106.76
2020-05-03						19,440.0	19,440.0	19,230.0	19,285.0	12,637	19,400.0	19,400.0	19,190.0	19,255.0	65,715	
2020-05-01	19,991.97	20,000.25	19,551.73	19,619.35	86,600.0	19,690.0	19,765.0	19,480.0	19,535.0	2,299,385	19,650.0	19,720.0	19,445.0	19,505.0	15,519,688	106.85
2020-04-30	20,105.68	20,365.89	20,084.83	20,193.69	103,400.0	20,380.0	20,410.0	19,780.0	19,970.0	3,642,124	20,330.0	20,355.0	19,740.0	19,915.0	28,267,671	107.16
2020-04-29						20,305.0	20,330.0	20,140.0	20,175.0	206,169	20,255.0	20,285.0	20,090.0	20,125.0	1,880,730	106.63
2020-04-28	19,776.18	19,841.78	19,638.48	19,771.19	68,600.0	19,760.0	20,200.0	19,720.0	20,020.0	2,165,005	19,695.0	20,140.0	19,6			



# 過去5日及び過去4週の4本値と各種ピボット

## 2020/06/29 ~ 2020/07/03

USD/JPY	Demark										Pivot										Fibonacci Zone																
当日のOHLCLから計算される翌日の	TD Range Projection	TD pivot points	StopLoss	Support			Pivot		Resistance		StopLoss	3-days AVG	Support Zone 2		Support Zone 1	BP	Resistance Zone 1		Resistance Zone 2																		
日足	Open	High	Low	Close	値幅/日	引け形態	真の高値	真の安値	予想高値	予想安値	予想高値	予想安値	LBP0P	S2	S1	PP	R1	R2	HBOP																		
2020/06/29	107.14	107.88	107.05	107.58	84p	陽線引け	-	-					106.29	106.67	107.12	107.50	107.96	108.34	108.79					106.35	~	106.67	106.99	~	107.08	107.50	107.92	~	108.02	108.34	~	108.66	
2020/06/30	107.58	107.98	107.52	107.96	46p	陽線引け	107.98	107.52	108.20	107.74	108.20	107.74	107.20	107.36	107.66	107.82	108.12	108.28	108.58					107.19	~	107.36	107.54	~	107.59	107.82	108.05	~	108.11	108.28	~	108.46	
2020/07/01	107.96	108.16	107.36	107.46	80p	陰線引け	108.16	107.36	107.81	107.01	107.81	107.01	106.36	106.86	107.16	107.66	107.96	108.46	108.76	107.66	Bear				106.56	~	106.86	107.17	~	107.26	107.66	108.06	~	108.16	108.46	~	108.77
2020/07/02	107.46	107.72	107.34	107.53	39p	陰線引け	107.72	107.34	107.82	107.43	107.82	107.43	106.95	107.14	107.34	107.53	107.72	107.91	108.11	107.67	Bear				107.00	~	107.14	107.29	~	107.34	107.53	107.72	~	107.77	107.91	~	108.06
2020/07/03	107.52	107.57	107.44	107.48	13p	陰線引け	107.57	107.44	107.53	107.40	107.53	107.40	107.29	107.37	107.43	107.50	107.56	107.63	107.69	107.56	Bear				107.32	~	107.37	107.42	~	107.43	107.50	107.56	~	107.58	107.63	~	107.68
週足	Open	High	Low	Close	値幅/週	引け形態	真の高値	真の安値	予想高値	予想安値	予想高値	予想安値	LBP0P	S2	S1	PP	R1	R2	HBOP																		
2020/06/08 ~ 2020/06/12	109.63	109.69	106.58	107.37	311p	陰線引け	-	-					102.96	104.77	106.07	107.88	109.19	111.00	112.30					103.58	~	104.77	105.96	~	106.33	107.88	109.44	~	109.81	111.00	~	112.19	
2020/06/15 ~ 2020/06/19	107.41	107.63	106.67	106.80	96p	陰線引け	107.63	106.58	107.22	106.17	107.22	106.26	105.48	106.07	106.44	107.04	107.40	108.00	108.36					105.71	~	106.07	106.44	~	106.55	107.04	107.52	~	107.63	108.00	~	108.37	
2020/06/22 ~ 2020/06/26	106.80	107.45	106.08	107.19	137p	陽線引け	107.45	106.08	108.00	106.64	108.00	106.64	105.00	105.54	106.37	106.91	107.73	108.28	109.10	107.28	Bear				105.02	~	105.54	106.06	~	106.22	106.91	107.59	~	107.75	108.28	~	108.80
2020/06/29 ~ 2020/07/03	107.14	108.16	107.05	107.48	112p	陽線引け	108.16	107.05	108.38	107.27	108.38	107.27	105.85	106.45	106.97	107.56	108.08	108.68	109.20	107.17	Bull				106.02	~	106.45	106.88	~	107.01	107.56	108.12	~	108.25	108.68	~	109.11

EUR/JPY	Demark										Pivot										Fibonacci Zone																
日足	Open	High	Low	Close	値幅/日	引け形態	真の高値	真の安値	予想高値	予想安値	予想高値	予想安値	LBP0P	S2	S1	PP	R1	R2	HBOP																		
2020/06/29	120.23	121.36	120.22	120.93	114p	陽線引け	-	-					119.17	119.69	120.31	120.83	121.45	121.98	122.59					119.25	~	119.69	120.13	~	120.26	120.83	121.41	~	121.54	121.98	~	122.41	
2020/06/30	120.92	121.43	120.59	121.27	84p	陽線引け	121.43	120.59	121.76	120.93	121.76	120.93	119.93	120.26	120.76	121.10	121.60	121.93	122.43					119.94	~	120.26	120.58	~	120.68	121.10	121.51	~	121.61	121.93	~	122.25	
2020/07/01	121.26	121.48	120.27	120.90	121p	陰線引け	121.48	120.27	121.19	119.98	121.19	119.98	119.07	119.67	120.28	120.88	121.50	122.09	122.71	120.94	Bear				119.21	~	119.67	120.13	~	120.28	120.88	121.49	~	121.63	122.09	~	122.56
2020/07/02	120.90	121.44	120.76	120.86	68p	陰線引け	121.44	120.76	121.15	120.47	121.15	120.47	119.92	120.34	120.60	121.02	121.28	121.70	121.96	121.00	Bull				120.08	~	120.34	120.60	~	120.68	121.02	121.36	~	121.44	121.70	~	121.96
2020/07/03	120.84	120.96	120.61	120.86	34p	陽線引け	120.96	120.61	121.08	120.74	121.08	120.74	120.32	120.47	120.67	120.81	121.01	121.16	121.35	120.90	Bear				120.34	~	120.47	120.60	~	120.64	120.81	120.98	~	121.02	121.16	~	121.29
週足	Open	High	Low	Close	値幅/週	引け形態	真の高値	真の安値	予想高値	予想安値	予想高値	予想安値	LBP0P	S2	S1	PP	R1	R2	HBOP																		
2020/06/08 ~ 2020/06/12	123.84	124.12	120.26	120.85	386p	陰線引け	-	-					115.51	117.88	119.37	121.75	123.23	125.61	127.09					116.41	~	117.88	119.36	~	119.81	121.75	123.68	~	124.13	125.61	~	127.08	
2020/06/15 ~ 2020/06/19	120.76	122.11	119.45	119.48	267p	陽線引け	122.11	119.45	120.80	118.16	120.80	118.16	115.91	117.68	118.58	120.35	121.24	123.01	123.91					116.66	~	117.68	118.70	~	119.01	120.35	121.68	~	121.99	123.01	~	124.03	
2020/06/22 ~ 2020/06/26	119.44	121.10	119.31	120.36	179p	陽線引け	121.10	119.31	121.62	119.84	121.62	119.84	117.63	118.47	119.42	120.26	121.20	122.04	122.99	120.78	Bear				117.79	~	118.47	119.15	~	119.36	120.26	121.15	~	121.36	122.04	~	122.73
2020/06/29 ~ 2020/07/03	120.23	121.48	120.22	120.86	126p	陽線引け	121.48	120.22	121.80	120.54	121.80	120.54	118.96	119.59	120.23	120.85	121.49	122.12	122.76	120.49	Bull				119.11	~	119.59	120.07	~	120.22	120.85	121.49	~	121.64	122.12	~	122.60

EUR/USD	Demark										Pivot										Fibonacci Zone																
日足	Open	High	Low	Close	値幅/日	引け形態	真の高値	真の安値	予想高値	予想安値	予想高値	予想安値	LBP0P	S2	S1	PP	R1	R2	HBOP																		
2020/06/29	1.1222	1.1288	1.1217	1.1241	71p	陽線引け	-	-					1.1139	1.1178	1.1210	1.1249	1.1280	1.1319	1.1351					1.1151	~	1.1178	1.1205	~	1.1213	1.1249	1.1284	~	1.1292	1.1319	~	1.1346	
2020/06/30	1.1241	1.1262	1.1191	1.1232	71p	陰線引け	1.1262	1.1191	1.1247	1.1177	1.1247	1.1177	1.1125	1.1158	1.1195	1.1229	1.1266	1.1299	1.1336					1.1131	~	1.1158	1.1185	~	1.1193	1.1229	1.1264	~	1.1272	1.1299	~	1.1326	
2020/07/01	1.1232	1.1275	1.1186	1.1251	90p	陽線引け	1.1275	1.1186	1.1308	1.1218	1.1308	1.1218	1.1109	1.1147	1.1199	1.1237	1.1289	1.1327	1.1378	1.1238	Bear				1.1113	~	1.1147	1.1182	~	1.1192	1.1237	1.1282	~	1.1293	1.1327	~	1.1361
2020/07/02	1.1251	1.1302	1.1224	1.1240	78p	陰線引け	1.1302	1.1224	1.1271	1.1193	1.1271	1.1193	1.1130	1.1177	1.1208	1.1255	1.1287	1.1334	1.1365	1.1240	Bull				1.1147	~	1.1177	1.1207	~	1.1216	1.1255	1.1295	~	1.1304	1.1334	~	1.1364
2020/07/03	1.1239	1.1249	1.1220	1.1245	30p	陽線引け	1.1249	1.1220	1.1262	1.1232	1.1262	1.1232	1.1197	1.1208	1.1227	1.1238	1.1256	1.1267	1.1286	1.1243	Bear				1.1197	~	1.1208	1.1220	~	1.1223	1.1238	1.1253	~	1.1256	1.1267	~	1.1279
週足	Open	High	Low	Close	値幅/週	引け形態	真の高値	真の安値	予想高値	予想安値	予想高値	予想安値	LBP0P	S2	S1	PP	R1	R2	HBOP																		
2020/06/08 ~ 2020/06/12	1.1296	1.1422	1.1213	1.1255	209p	陰線引け	-	-					1.0963	1.1088	1.1171	1.1297	1.1380	1.1505	1.1589					1.1008	~	1.1088	1.1167	~	1.1192	1.1297	1.1401	~	1.1426	1.1505	~	1.1585	
2020/06/15 ~ 2020/06/19	1.1243	1.1353	1.1168	1.1187	184p	陽線引け	1.1353	1.1168	1.1270	1.1103	1.1270	1.1103	1.0935	1.1052	1.1119	1.1236	1.1303	1.1420	1.1488					1.0981	~	1.1052	1.1122	~	1.1144	1.1236	1.1328	~	1.1350	1.1420	~	1.1491	
2020/06/22 ~ 2020/06/26	1.1184	1.1349	1.1169	1.1228	180p	陽線引け	1.1349	1.1169	1.1378	1.1199	1.1378	1.1199	1.09																								

# IMM扱い8通貨/ダウ/日経/金/オイル/主要クロス円の過去5日及び過去5週の4本値

AUDUSD					CADUSD					CHFUSD				
Date	Open	High	Low	Close	Date	Open	High	Low	Close	Date	Open	High	Low	Close
2020/07/03	0.6923	0.6948	0.6914	0.6943	2020/07/03	0.7372	0.7379	0.7363	0.7378	2020/07/03	1.0578	1.0586	1.0559	1.0585
2020/07/02	0.6913	0.6952	0.6902	0.6924	2020/07/02	0.7362	0.7374	0.7340	0.7372	2020/07/02	1.0574	1.0608	1.0565	1.0577
2020/07/01	0.6903	0.6944	0.6878	0.6913	2020/07/01	0.7365	0.7382	0.7352	0.7361	2020/07/01	1.0557	1.0588	1.0533	1.0572
2020/06/30	0.6867	0.6912	0.6833	0.6902	2020/06/30	0.7320	0.7369	0.7299	0.7367	2020/06/30	1.0513	1.0569	1.0490	1.0558
2020/06/29	0.6851	0.6891	0.6842	0.6868	2020/06/29	0.7307	0.7327	0.7297	0.7320	2020/06/29	1.0553	1.0591	1.0499	1.0513

CNYUSD					EURUSD					GBPUSD				
Date	Open	High	Low	Close	Date	Open	High	Low	Close	Date	Open	High	Low	Close
2020/07/03	0.1414	0.1416	0.1414	0.1415	2020/07/03	1.1239	1.1249	1.1220	1.1245	2020/07/03	1.2467	1.2487	1.2439	1.2480
2020/07/02	0.1415	0.1416	0.1414	0.1415	2020/07/02	1.1251	1.1302	1.1224	1.1240	2020/07/02	1.2478	1.2530	1.2457	1.2468
2020/07/01	0.1414	0.1417	0.1413	0.1415	2020/07/01	1.1232	1.1275	1.1186	1.1251	2020/07/01	1.2400	1.2491	1.2360	1.2478
2020/06/30	0.1413	0.1416	0.1413	0.1413	2020/06/30	1.1241	1.1262	1.1191	1.1232	2020/06/30	1.2300	1.2402	1.2258	1.2399
2020/06/29	0.1411	0.1415	0.1411	0.1414	2020/06/29	1.1222	1.1288	1.1217	1.1241	2020/06/29	1.2337	1.2390	1.2252	1.2300

JPYUSD					MXNUSD					NZDUSD				
Date	Open	High	Low	Close	Date	Open	High	Low	Close	Date	Open	High	Low	Close
2020/07/03	0.9301	0.9308	0.9296	0.9304	2020/07/03	4.4462	4.4647	4.4259	4.4602	2020/07/03	0.6511	0.6536	0.6504	0.6519
2020/07/02	0.9306	0.9317	0.9283	0.9300	2020/07/02	4.4093	4.4591	4.3978	4.4462	2020/07/02	0.6484	0.6537	0.6475	0.6510
2020/07/01	0.9263	0.9314	0.9245	0.9306	2020/07/01	4.3471	4.4150	4.3323	4.4093	2020/07/01	0.6454	0.6494	0.6441	0.6484
2020/06/30	0.9296	0.9300	0.9261	0.9262	2020/06/30	4.3365	4.3576	4.3065	4.3470	2020/06/30	0.6423	0.6461	0.6385	0.6454
2020/06/29	0.9334	0.9342	0.9269	0.9296	2020/06/29	4.3464	4.3602	4.3126	4.3365	2020/06/29	0.6411	0.6443	0.6405	0.6423

Nikkei 225 - Japan (NIX)					出来高	
Date	Open	High	Low	Close	(ドル建て終値)	出来高
2020/07/03	22242.56	22306.48	22156.94	22306.48	207.53	0 981168600
2020/07/02	22182.68	22266.84	22072.25	22145.96	205.96	735692200 1356320000
2020/07/01	22338.30	22360.26	22039.56	22121.73	205.86	673597200 1184065000
2020/06/30	22335.10	22447.80	22279.31	22288.14	206.44	741689200 1239648500
2020/06/29	22255.05	22281.38	21969.97	21995.04	204.46	737157500 1248282500
週4本値	22255.05	22447.80	21969.97	22306.48	207.53	(N225銘柄計) (東証一部全体計)

XAUUSD				
Date	Open	High	Low	Close
2020/07/03	1776.11	1777.21	1772.79	1775.73
2020/07/02	1769.51	1779.57	1757.75	1775.33
2020/07/01	1782.69	1789.24	1759.51	1770.15
2020/06/30	1772.85	1785.96	1765.44	1780.96
2020/06/29	1775.68	1775.80	1766.06	1772.92
週4本値	1775.68	1789.24	1757.75	1775.73

Dow Jones Industrial - USA (DJIA)					5営業日以内に休業日あり
Date	Open	High	Low	Close	出来高
2020/07/02	25936.45	26204.41	25778.12	25827.36	349130000
2020/07/01	25879.38	26019.31	25713.61	25734.97	373180000
2020/06/30	25512.43	25905.38	25475.14	25812.88	410780000
2020/06/29	25152.45	25601.15	25096.16	25595.80	378070000
2020/06/26	25641.69	25641.69	24971.03	25015.55	640860000
週4本値	25641.69	26204.41	24971.03	25827.36	

Historical Data by **Stooq**  
 Arrangement by **FX\_勝てば官軍?**

Crude Light Oil					
Date	Open	High	Low	Close	出来高
2020/07/03	40.33	40.50	39.88	40.28	
2020/07/02	39.78	40.74	39.46	40.65	764330
2020/07/01	39.84	40.58	39.05	39.82	1013807
2020/06/30	39.64	40.08	38.85	39.27	948851
2020/06/29	37.96	39.89	37.50	39.70	734260
週4本値	37.96	40.74	37.50	40.28	

USDJPY					EURJPY					GBPJPY				
日付	始値	高値	安値	終値	日付	始値	高値	安値	終値	日付	始値	高値	安値	終値
2020/07/03	107.52	107.57	107.44	107.48	2020/07/03	120.84	120.96	120.61	120.86	2020/07/03	134.04	134.21	133.70	134.14
2020/07/02	107.46	107.72	107.34	107.53	2020/07/02	120.90	121.44	120.76	120.86	2020/07/02	134.09	134.71	133.79	134.06
2020/07/01	107.96	108.16	107.36	107.46	2020/07/01	121.26	121.48	120.27	120.90	2020/07/01	133.87	134.23	132.95	134.09
2020/06/30	107.58	107.98	107.52	107.96	2020/06/30	120.92	121.43	120.59	121.27	2020/06/30	132.31	133.89	132.03	133.87
2020/06/29	107.14	107.88	107.05	107.58	2020/06/29	120.23	121.36	120.22	120.93	2020/06/29	132.18	132.69	131.97	132.32

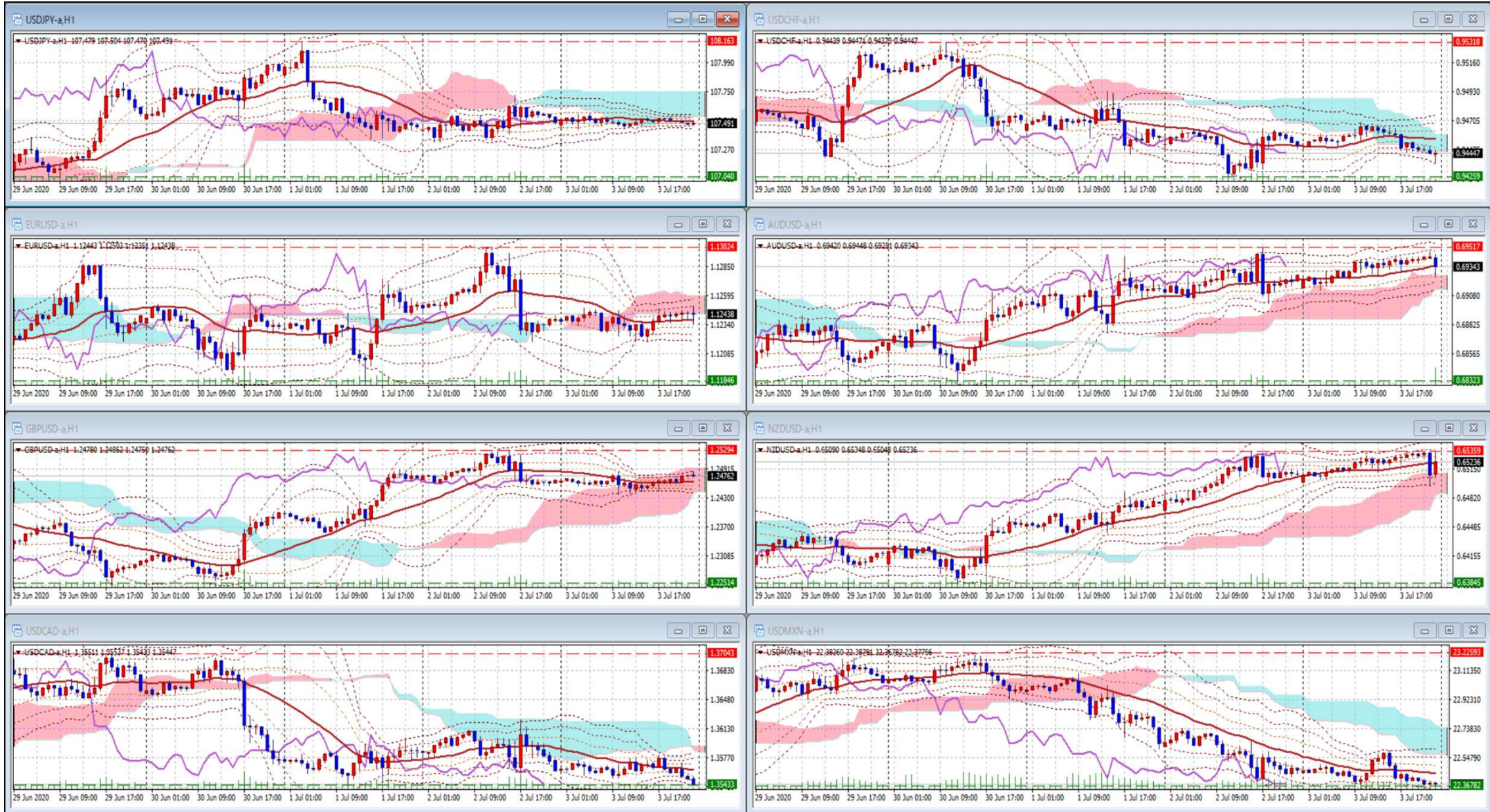
USDJPY Weekly					EURJPY Weekly					GBPJPY Weekly				
日付	始値	高値	安値	終値	日付	始値	高値	安値	終値	日付	始値	高値	安値	終値
2020/07/03	107.14	108.16	107.05	107.48	2020/07/03	120.23	121.48	120.22	120.86	2020/07/03	132.18	134.71	131.97	134.14
2020/06/26	106.80	107.45	106.08	107.19	2020/06/26	119.44	121.10	119.31	120.36	2020/06/26	131.96	133.99	131.77	132.31
2020/06/19	107.41	107.63	106.67	106.80	2020/06/19	120.76	122.11	119.45	119.48	2020/06/19	134.42	136.35	131.95	132.00
2020/06/12	109.63	109.69	106.58	107.37	2020/06/12	123.84	124.12	120.26	120.85	2020/06/12	139.01	139.58	133.80	134.45
2020/06/05	107.71	109.85	107.38	109.66	2020/06/05	119.70	124.43	119.43	123.81	2020/06/05	132.91	139.74	132.78	138.88

# 先週のIMM取り扱い対ドル8通貨チャート

※ 赤点線は週最高値/青天線は週最低値、BB中心線はSMA21

2020/06/29 ~ 2020/07/03

Chart by OANDA Japan MetaTrader4



Pivot Maker Ver 3.0 by FX\_勝てば官軍?

<http://fx.najirane.com>