

JAPANESE YEN - CHICAGO MERCANTILE EXCHANGE

Code-097741

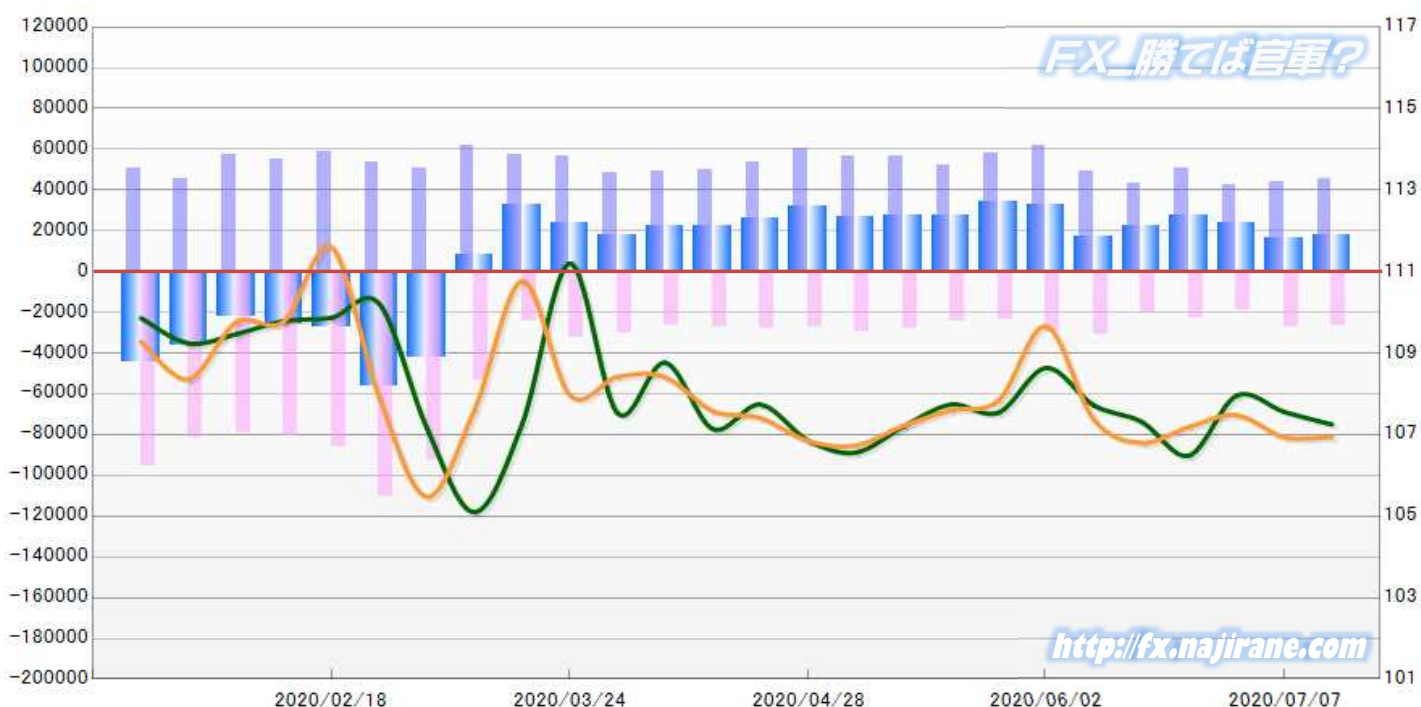
2020/01/21 ~ 2020/07/14

2020/07/17 NYクローズ時公表値

Report_Date	Non Commercial Positions												火曜日 引け値	金曜日 引け値
	Long	増減	増減(%)	Short	増減	増減(%)	売り越し	増減	増減(%)	売買計	増減	増減(%)		
2020/07/14	45111	1068	2.4%	26785	-446	-1.6%	-18326	1514	9.0%	71896	622	0.9%	107.25	106.94
2020/07/07	44043	1288	3.0%	27231	8337	44.1%	-16812	-7049	-29.5%	71274	9625	15.6%	107.56	106.94
2020/06/30	42755	-7735	-15.3%	18894	-4138	-18.0%	-23861	-3597	-13.1%	61649	-11873	-16.1%	107.96	107.48
2020/06/23	50490	7364	17.1%	23032	2016	9.6%	-27458	5348	24.2%	73522	9380	14.6%	106.49	107.19
2020/06/16	43126	-5736	-11.7%	21016	-10384	-33.1%	-22110	4648	26.6%	64142	-16120	-20.1%	107.32	106.80
2020/06/09	48862	-13096	-21.1%	31400	2021	6.9%	-17462	-15117	-46.4%	80262	-11075	-12.1%	107.72	107.37
2020/06/02	61958	4085	7.1%	29379	6113	26.3%	-32579	-2028	-5.9%	91337	10198	12.6%	108.64	109.66
2020/05/26	57873	5835	11.2%	23266	-1302	-5.3%	-34607	7137	26.0%	81139	4533	5.9%	107.54	107.84
2020/05/19	52038	-4269	-7.6%	24568	-3802	-13.4%	-27470	-467	-1.7%	76606	-8071	-9.5%	107.74	107.60
2020/05/12	56307	-327	-0.6%	28370	-1050	-3.6%	-27937	723	2.7%	84677	-1377	-1.6%	107.20	107.22
2020/05/05	56634	-3328	-5.6%	29420	1784	6.5%	-27214	-5112	-15.8%	86054	-1544	-1.8%	106.56	106.73
2020/04/28	59962	6232	11.6%	27636	-68	-0.2%	-32326	6300	24.2%	87598	6164	7.6%	106.86	106.85
2020/04/21	53730	3867	7.8%	27704	484	1.8%	-26026	3383	14.9%	81434	4351	5.6%	107.74	107.41
2020/04/14	49863	614	1.2%	27220	381	1.4%	-22643	233	1.0%	77083	995	1.3%	107.14	107.58
2020/04/07	49249	805	1.7%	26839	-3323	-11.0%	-22410	4128	22.6%	76088	-2518	-3.2%	108.77	108.41
2020/03/31	48444	-8084	-14.3%	30162	-2503	-7.7%	-18282	-5581	-23.4%	78606	-10587	-11.9%	107.53	108.42
2020/03/24	56528	-758	-1.3%	32665	8314	34.1%	-23863	-9072	-27.5%	89193	7556	9.3%	111.20	107.97
2020/03/17	57286	-4446	-7.2%	24351	-29224	-54.5%	-32935	24778	303.8%	81637	-33670	-29.2%	107.26	110.77
2020/03/10	61732	11134	22.0%	53575	-39347	-42.3%	-8157	-50481	-119.3%	115307	-28213	-19.7%	105.10	107.61
2020/03/03	50598	-3257	-6.0%	92922	-17322	-15.7%	42324	-14065	-24.9%	143520	-20579	-12.5%	107.16	105.48
2020/02/25	53855	-4750	-8.1%	110244	24418	28.5%	56389	29168	107.2%	164099	19668	13.6%	110.21	107.91
2020/02/18	58605	3800	6.9%	85826	4833	6.0%	27221	1033	3.9%	144431	8633	6.4%	109.87	111.60
2020/02/11	54805	-2867	-5.0%	80993	1423	1.8%	26188	4290	19.6%	135798	-1444	-1.1%	109.79	109.78
2020/02/04	57672	11996	26.3%	79570	-2131	-2.6%	21898	-14127	-39.2%	137242	9865	7.7%	109.47	109.76
2020/01/28	45676	-4920	-9.7%	81701	-13596	-14.3%	36025	-8676	-19.4%	127377	-18516	-12.7%	109.24	108.36
2020/01/21	50596			95297			44701			145893			109.86	109.28

JAPANESE YEN - CHICAGO MERCANTILE EXCHANGE
FUTURES ONLY POSITIONS

— 金曜終値 — 火曜終値 — Short枚数 — Long枚数 ■ 売り越し or 買い越し枚数



EURO FX - CHICAGO MERCANTILE EXCHANGE

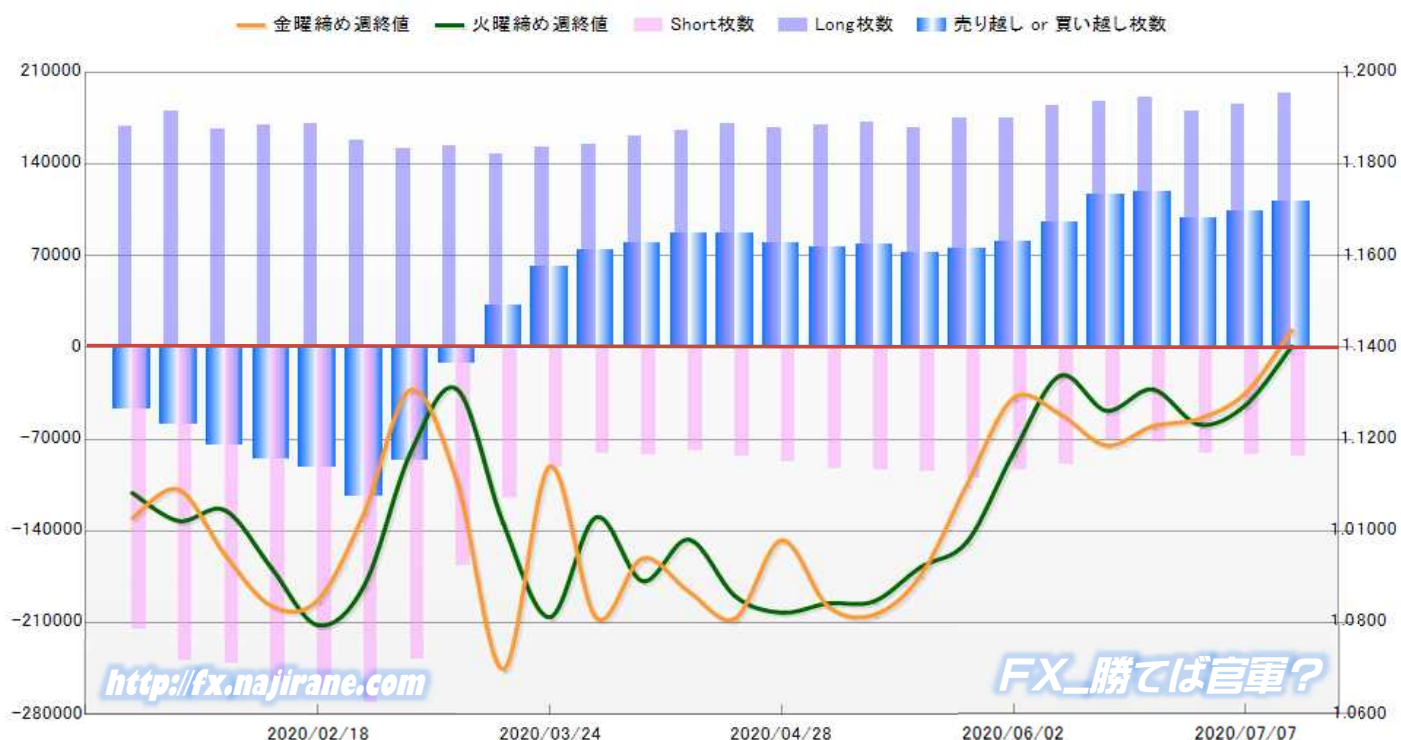
Code-099741

2020/01/21 ~ 2020/07/14

2020/07/17 NYクローズ時公表値

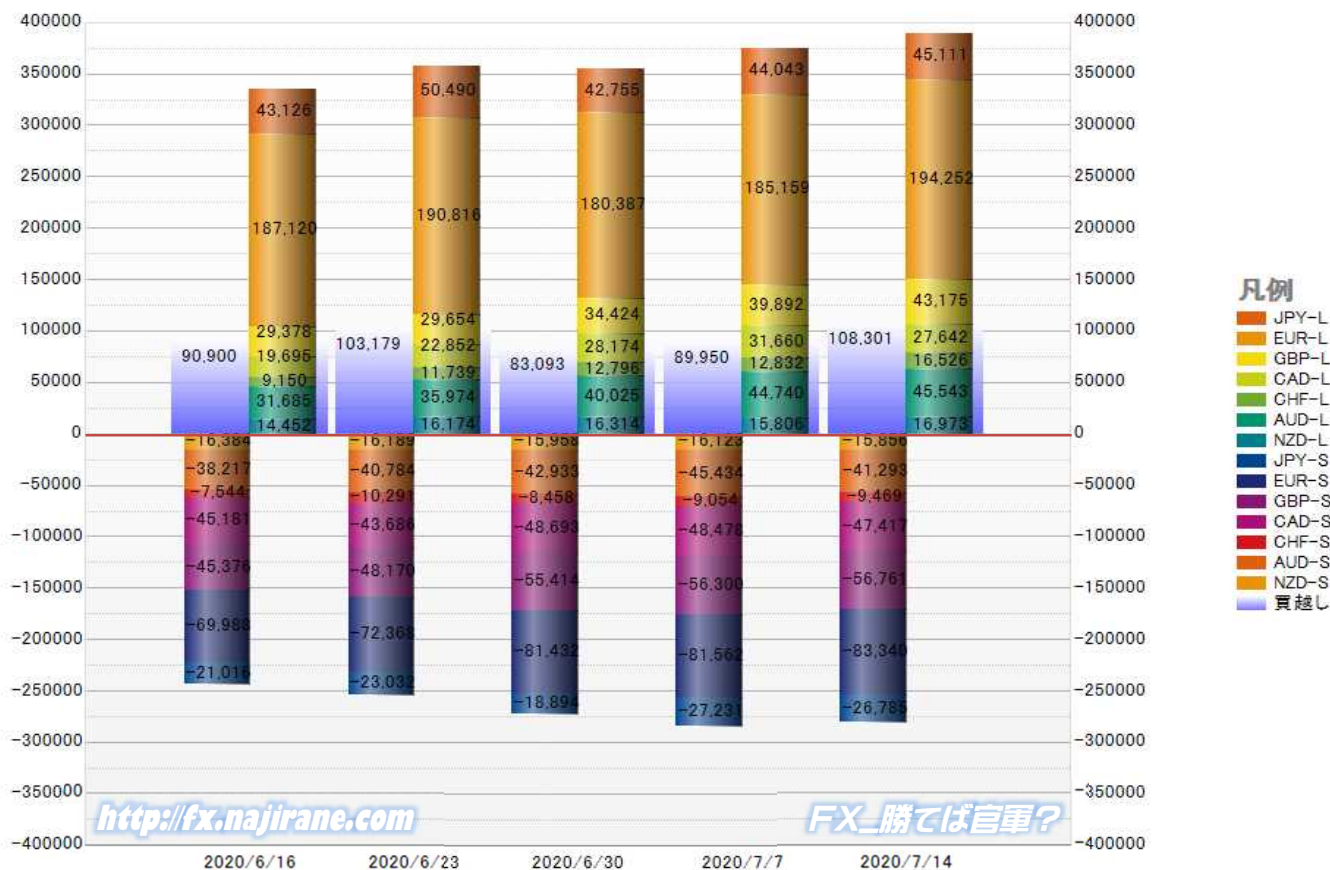
Report_Date	Non Commercial Positions										火曜日 引け値	金曜日 引け値		
	Long	増減			Short	増減			売り越し	増減			売買計	増減
2020/07/14	194252	9093	4.9%	83340	1778	2.2%	-110912	7315	7.1%	277592	10871	4.1%	1.1402	1.1437
2020/07/07	185159	4772	2.6%	81562	130	0.2%	-103597	4642	4.7%	266721	4902	1.9%	1.1274	1.1300
2020/06/30	180387	-10429	-5.5%	81432	9064	12.5%	-98955	-19493	-16.5%	261819	-1365	-0.5%	1.1232	1.1245
2020/06/23	190816	3696	2.0%	72368	2380	3.4%	-118448	1316	1.1%	263184	6076	2.4%	1.1309	1.1228
2020/06/16	187120	2451	1.3%	69988	-19032	-21.4%	-117132	21483	22.5%	257108	-16581	-6.1%	1.1262	1.1187
2020/06/09	184669	10257	5.9%	89020	-4152	-4.5%	-95649	14409	17.7%	273689	6105	2.3%	1.1338	1.1255
2020/06/02	174412	-622	-0.4%	93172	-6640	-6.7%	-81240	6018	8.0%	267584	-7262	-2.6%	1.1170	1.1290
2020/05/26	175034	7278	4.3%	99812	4618	4.9%	-75222	2660	3.7%	274846	11896	4.5%	1.0977	1.1102
2020/05/19	167756	-4224	-2.5%	95194	1354	1.4%	-72562	-5578	-7.1%	262950	-2870	-1.1%	1.0921	1.0903
2020/05/12	171980	2708	1.6%	93840	867	0.9%	-78140	1841	2.4%	265820	3575	1.4%	1.0847	1.0818
2020/05/05	169272	2008	1.2%	92973	5390	6.2%	-76299	-3382	-4.2%	262245	7398	2.9%	1.0842	1.0836
2020/04/28	167264	-3114	-1.8%	87583	4423	5.3%	-79681	-7537	-8.6%	254847	1309	0.5%	1.0822	1.0980
2020/04/21	170378	5300	3.2%	83160	4699	6.0%	-87218	601	0.7%	253538	9999	4.1%	1.0858	1.0810
2020/04/14	165078	3893	2.4%	78461	-3100	-3.8%	-86617	6993	8.8%	243539	793	0.3%	1.0981	1.0868
2020/04/07	161185	6138	4.0%	81561	761	0.9%	-79624	5377	7.2%	242746	6899	2.9%	1.0891	1.0940
2020/03/31	155047	2687	1.8%	80800	-10270	-11.3%	-74247	12957	21.1%	235847	-7583	-3.1%	1.1030	1.0811
2020/03/24	152360	5227	3.6%	91070	-23568	-20.6%	-61290	28795	88.6%	243430	-18341	-7.0%	1.0812	1.1141
2020/03/17	147133	-6687	-4.3%	114638	-51849	-31.1%	-32495	-45162	-356.5%	261771	-58536	####	1.1016	1.0699
2020/03/10	153820	1916	1.3%	166487	-72120	-30.2%	12667	-74036	-85.4%	320307	-70204	####	1.1309	1.1107
2020/03/03	151904	-5683	-3.6%	238607	-33001	-12.2%	86703	-27318	-24.0%	390511	-38684	-9.0%	1.1171	1.1307
2020/02/25	157587	-12999	-7.6%	271608	9515	3.6%	114021	22514	24.6%	429195	-3484	-0.8%	1.0881	1.1040
2020/02/18	170586	1111	0.7%	262093	6949	2.7%	91507	5838	6.8%	432679	8060	1.9%	1.0795	1.0849
2020/02/11	169475	2550	1.5%	255144	13139	5.4%	85669	10589	14.1%	424619	15689	3.8%	1.0919	1.0837
2020/02/04	166925	-13728	-7.6%	242005	2490	1.0%	75080	16218	27.6%	408930	-11238	-2.7%	1.1045	1.0948
2020/01/28	180653	12437	7.4%	239515	24280	11.3%	58862	11843	25.2%	420168	36717	9.6%	1.1022	1.1090
2020/01/21	168216			215235			47019			383451			1.1083	1.1028

EURO FX - CHICAGO MERCANTILE EXCHANGE
FUTURES ONLY POSITIONS



	2020/06/16			2020/06/23			2020/06/30			2020/07/07			2020/07/14		
	Long	Short	売り越し	Long	Short	売り越し	Long	Short	売り越し	Long	Short	売り越し	Long	Short	売り越し
JPY	43126	21016	-22110	50490	23032	-27458	42755	18894	-23861	44043	27231	-16812	45111	26785	-18326
	前週比 枚数増減 (枚)			7364	2016	5348	-7735	-4138	-3597	1288	8337	-7049	1068	-446	1514
	前週比 枚数増減 (%)			17.1%	9.6%	24.2%	-15.3%	-18.0%	-13.1%	3.0%	44.1%	-29.5%	2.4%	-1.6%	9.0%
EUR	187120	69988	-117132	190816	72368	-118448	180387	81432	-98955	185159	81562	-103597	194252	83340	-110912
	前週比 枚数増減 (枚)			3696	2380	1316	-10429	9064	-19493	4772	130	4642	9093	1778	7315
	前週比 枚数増減 (%)			2.0%	3.4%	1.1%	-5.5%	12.5%	-16.5%	2.6%	0.2%	4.7%	4.9%	2.2%	7.1%
GBP	29378	45376	15998	29654	48170	18516	34424	55414	20990	39892	56300	16408	43175	56761	13586
	前週比 枚数増減 (枚)			276	2794	2518	4770	7244	2474	5468	886	-4582	3283	461	-2822
	前週比 枚数増減 (%)			0.9%	6.2%	15.7%	16.1%	15.0%	13.4%	15.9%	1.6%	-21.8%	8.2%	0.8%	-17.2%
AUD	31685	38217	6532	35974	40784	4810	40025	42933	2908	44740	45434	694	45543	41293	-4250
	前週比 枚数増減 (枚)			4289	2567	-1722	4051	2149	-1902	4715	2501	-2214	803	-4141	4944
	前週比 枚数増減 (%)			13.5%	6.7%	-26.4%	11.3%	5.3%	-39.5%	11.8%	5.8%	-76.1%	1.8%	-9.1%	712.4%
CAD	19695	45181	25486	22852	43686	20834	28174	48693	20519	31660	48478	16818	27642	47417	19775
	前週比 枚数増減 (枚)			3157	-1495	-4652	5322	5007	-315	3486	-215	-3701	-4018	-1061	2957
	前週比 枚数増減 (%)			16.0%	-3.3%	-18.3%	23.3%	11.5%	-1.5%	12.4%	-0.4%	-18.0%	-12.7%	-2.2%	17.6%
CHF	9150	7544	-1606	11739	10291	-1448	12796	8458	-4338	12832	9054	-3778	16526	9469	-7057
	前週比 枚数増減 (枚)			2589	2747	-158	1057	-1833	2890	36	596	-560	3694	415	3279
	前週比 枚数増減 (%)			28.3%	36.4%	-9.8%	9.0%	-17.8%	199.6%	0.3%	7.0%	-12.9%	28.8%	4.6%	86.8%
NZD	14452	16384	1932	16174	16189	15	16314	15958	-356	15806	16123	317	16973	15856	-1117
	前週比 枚数増減 (枚)			1722	-195	-1917	140	-231	371	-508	165	673	1167	-267	1434
	前週比 枚数増減 (%)			11.9%	-1.2%	-99.2%	0.9%	-1.4%	2473.3%	-3.1%	1.0%	189.0%	7.4%	-1.7%	452.4%
MXN	49258	27152	-22106	51601	28423	-23178	55795	34839	-20956	50848	35868	-14980	48737	36866	-11871
	前週比 枚数増減 (枚)			2343	1271	1072	4194	6416	-2222	-4947	1029	-5976	-2111	998	-3109
	前週比 枚数増減 (%)			4.8%	4.7%	4.8%	8.1%	22.6%	-9.6%	-8.9%	3.0%	-28.5%	-4.2%	2.8%	-20.8%
Total All 8	383864	270858	-113006	409300	282943	-126357	410670	306621	-104049	424980	320050	-104930	437959	317787	-120172
	前週比 枚数増減 (枚)			25436	12085	13351	1370	23678	-22308	14310	13429	881	12979	-2263	15242
	前週比 枚数増減 (%)			6.6%	4.5%	11.8%	0.3%	8.4%	-17.7%	3.5%	4.4%	0.8%	3.1%	-0.7%	14.5%
Total 7 (MXN除く)	334606	243706	-90900	357699	254520	-103179	354875	271782	-83093	374132	284182	-89950	389222	280921	-108301
	前週比 枚数増減 (枚)			23093	10814	12279	-2824	17262	-20086	19257	12400	6857	15090	-3261	18351
	前週比 枚数増減 (%)			6.9%	4.4%	13.5%	-0.8%	6.8%	-19.5%	5.4%	4.6%	8.3%	4.0%	-1.1%	20.4%

直近5週 CFTC IMM主要7通貨の構成



<http://fx.najirane.com>

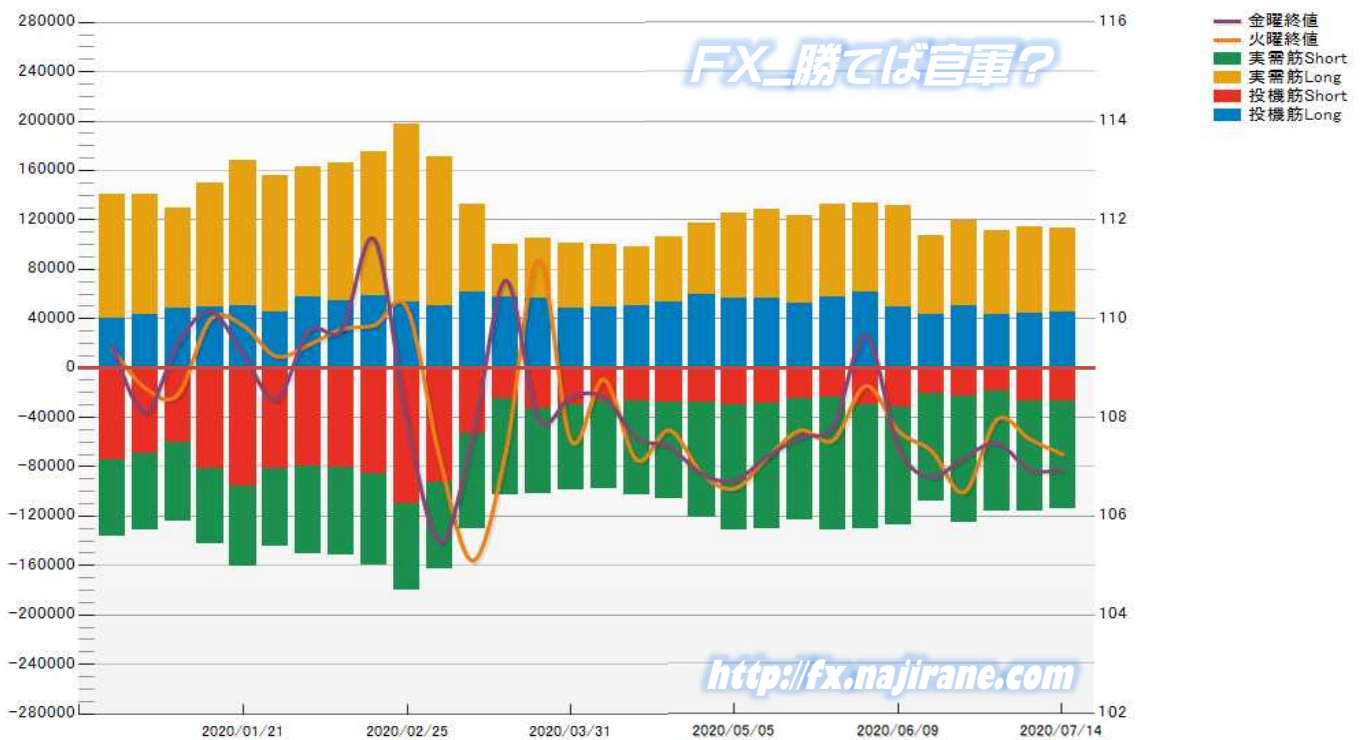
FXに勝てば官軍?

JAPANESE YEN - CHICAGO MERCANTILE EXCHANGE
FUTURES ONLY POSITIONS

Code-097741
2020/07/17 公表値

Date	投機筋集計				実需筋集計				投機筋+実需筋合計				ドル円終値	
	円買い	円売り	売り越し	売買計	円買い	円売り	売り越し	売買計	円買い	円売り	売り越し	売買計	火曜締め	金曜締め
2020/07/14	45111	26785	-18326	71896	67691	87431	19740	155122	112802	114216	1414	227018	107.25	106.94
2020/07/07	44043	27231	-16812	71274	70580	88421	17841	159001	114623	115652	1029	230275	107.56	106.94
2020/06/30	42755	18894	-23861	61649	68918	97342	28424	166260	111673	116236	4563	227909	107.96	107.48
2020/06/23	50490	23032	-27458	73522	68487	102372	33885	170859	118977	125404	6427	244381	106.49	107.19
2020/06/16	43126	21016	-22110	64142	64304	86449	22145	150753	107430	107465	35	214895	107.32	106.80
2020/06/09	48862	31400	-17462	80262	82366	95668	13302	178034	131228	127068	-4160	258296	107.72	107.37
2020/06/02	61958	29379	-32579	91337	72106	100594	28488	172700	134064	129973	-4091	264037	108.64	109.66
2020/05/26	57873	23266	-34607	81139	74238	108460	34222	182698	132111	131726	-385	263837	107.54	107.84
2020/05/19	52038	24568	-27470	76606	71027	98736	27709	169763	123065	123304	239	246369	107.74	107.60
2020/05/12	56307	28370	-27937	84677	72360	101599	29239	173959	128667	129969	1302	258636	107.20	107.22
2020/05/05	56634	29420	-27214	86054	68783	101620	32837	170403	125417	131040	5623	256457	106.56	106.73
2020/04/28	59962	27636	-32326	87598	56947	93684	36737	150631	116909	121320	4411	238229	106.86	106.85
2020/04/21	53730	27704	-26026	81434	52383	78188	25805	130571	106113	105892	-221	212005	107.74	107.41
2020/04/14	49863	27220	-22643	77083	48656	75435	26779	124091	98519	102655	4136	201174	107.14	107.58
2020/04/07	49249	26839	-22410	76088	51300	70904	19604	122204	100549	97743	-2806	198292	108.77	108.41
2020/03/31	48444	30162	-18282	78606	53154	68221	15067	121375	101598	98383	-3215	199981	107.53	108.42
2020/03/24	56528	32665	-23863	89193	48777	69252	20475	118029	105305	101917	-3388	207222	111.20	107.97
2020/03/17	57286	24351	-32935	81637	42873	78049	35176	120922	100159	102400	2241	202559	107.26	110.77
2020/03/10	61732	53575	-8157	115307	70545	76931	6386	147476	132277	130506	-1771	262783	105.10	107.61
2020/03/03	50598	92922	42324	143520	120130	70043	-50087	190173	170728	162965	-7763	333693	107.16	105.48
2020/02/25	53855	110244	56389	164099	144064	69816	-74248	213880	197919	180060	-17859	377979	110.21	107.91
2020/02/18	58605	85826	27221	144431	116686	73909	-42777	190595	175291	159735	-15556	335026	109.87	111.60
2020/02/11	54805	80993	26188	135798	111167	70770	-40397	181937	165972	151763	-14209	317735	109.79	109.78
2020/02/04	57672	79570	21898	137242	105438	71114	-34324	176552	163110	150684	-12426	313794	109.47	109.76
2020/01/28	45676	81701	36025	127377	110412	63226	-47186	173638	156088	144927	-11161	301015	109.24	108.36
2020/01/21	50596	95297	44701	145893	117694	65587	-52107	183281	168290	160884	-7406	329174	109.86	109.28
2020/01/14	49720	81150	31430	130870	100226	61710	-38516	161936	149946	142860	-7086	292806	109.99	110.15
2020/01/07	47846	60094	12248	107940	82055	64595	-17460	146650	129901	124689	-5212	254590	108.46	109.50
2019/12/31	43668	68970	25302	112638	97526	62360	-35166	159886	141194	131330	-9864	272524	108.60	108.10
2019/12/24	40592	74134	33542	114726	99923	61911	-38012	161834	140515	136045	-4470	276560	109.38	109.43

JAPANESE YEN - CHICAGO MERCANTILE EXCHANGE
FUTURES ONLY POSITIONS Code-097741



EURO FX - CHICAGO MERCANTILE EXCHANGE
FUTURES ONLY POSITIONS

Code-099741
2020/07/17 公表値

Date	投機筋集計				実需筋集計				投機筋+実需筋合計				ユーロドル終値	
	EUR買い	EUR売り	売り越し	売買計	EUR買い	EUR売り	売り越し	売買計	EUR買い	EUR売り	売り越し	売買計	火曜締め	金曜締め
2020/07/14	194252	83340	-110912	277592	309455	471519	162064	780974	503707	554859	51152	1058566	1.1402	1.1437
2020/07/07	185159	81562	-103597	266721	311843	466973	155130	778816	497002	548535	51533	1045537	1.1274	1.1300
2020/06/30	180387	81432	-98955	261819	306839	453967	147128	760806	487226	535399	48173	1022625	1.1232	1.1245
2020/06/23	190816	72368	-118448	263184	305405	467945	162540	773350	496221	540313	44092	1036534	1.1309	1.1228
2020/06/16	187120	69988	-117132	257108	302800	457835	155035	760635	489920	527823	37903	1017743	1.1262	1.1187
2020/06/09	184669	89020	-95649	273689	316909	450627	133718	767536	501578	539647	38069	1041225	1.1338	1.1255
2020/06/02	174412	93172	-81240	267584	312787	429985	117198	742772	487199	523157	35958	1010356	1.1170	1.1290
2020/05/26	175034	99812	-75222	274846	298419	404675	106256	703094	473453	504487	31034	977940	1.0977	1.1102
2020/05/19	167756	95194	-72562	262950	295367	397961	102594	693328	463123	493155	30032	956278	1.0921	1.0903
2020/05/12	171980	93840	-78140	265820	294370	400827	106457	695197	466350	494667	28317	961017	1.0847	1.0818
2020/05/05	169272	92973	-76299	262245	290624	393234	102610	683858	459896	486207	26311	946103	1.0842	1.0836
2020/04/28	167264	87583	-79681	254847	291497	399179	107682	690676	458761	486762	28001	945523	1.0822	1.0980
2020/04/21	170378	83160	-87218	253538	297719	413092	115373	710811	468097	496252	28155	964349	1.0858	1.0810
2020/04/14	165078	78461	-86617	243539	296805	417530	120725	714335	461883	495991	34108	957874	1.0981	1.0868
2020/04/07	161185	81561	-79624	242746	304521	422120	117599	726641	465706	503681	37975	969387	1.0891	1.0940
2020/03/31	155047	80800	-74247	235847	315522	415776	100254	731298	470569	496576	26007	967145	1.1030	1.0811
2020/03/24	152360	91070	-61290	243430	326218	414867	88649	741085	478578	505937	27359	984515	1.0812	1.1141
2020/03/17	147133	114638	-32495	261771	352847	419664	66817	772511	499980	534302	34322	1034282	1.1016	1.0699
2020/03/10	153820	166487	12667	320307	397574	424702	27128	822276	551394	591189	39795	1142583	1.1309	1.1107
2020/03/03	151904	238607	86703	390511	385539	329833	-55706	715372	537443	568440	30997	1105883	1.1171	1.1307
2020/02/25	157587	271608	114021	429195	355329	270784	-84545	626113	512916	542392	29476	1055308	1.0881	1.1040
2020/02/18	170586	262093	91507	432679	340245	282010	-58235	622255	510831	544103	33272	1054934	1.0795	1.0849
2020/02/11	169475	255144	85669	424619	338132	281706	-56426	619838	507607	536850	29243	1044457	1.0919	1.0837
2020/02/04	166925	242005	75080	408930	321548	283559	-37989	605107	488473	525564	37091	1014037	1.1045	1.0948
2020/01/28	180653	239515	58862	420168	311346	291195	-20151	602541	491999	530710	38711	1022709	1.1022	1.1090
2020/01/21	168216	215235	47019	383451	302385	295283	-7102	597668	470601	510518	39917	981119	1.1083	1.1028
2020/01/14	163881	212063	48182	375944	297419	288854	-8565	586273	461300	500917	39617	962217	1.1127	1.1093
2020/01/07	164813	226477	61664	391290	288408	263100	-25308	551508	453221	489577	36356	942798	1.1148	1.1122
2019/12/31	168852	243197	74345	412049	285490	245540	-39950	531030	454342	488737	34395	943079	1.1213	1.1162
2019/12/24	160263	233206	72943	393469	282401	241064	-41337	523465	442664	474270	31606	916934	1.1085	1.1176

EURO FX - CHICAGO MERCANTILE EXCHANGE
FUTURES ONLY POSITIONS Code-099741



過去5日及び過去4週の4本値と各種ピボット

2020/07/13 ~ 2020/07/17

Table with columns: USD/JPY, Demark, Pivot, Fibonacci Zone. Rows include daily data for 2020/07/13-17 and weekly summaries for 2020/06/22-26, 2020/06/29-03, 2020/07/06-10, and 2020/07/13-17.

Table with columns: EUR/JPY, Demark, Pivot, Fibonacci Zone. Rows include daily data for 2020/07/13-17 and weekly summaries for 2020/06/22-26, 2020/06/29-03, 2020/07/06-10, and 2020/07/13-17.

Table with columns: EUR/USD, Demark, Pivot, Fibonacci Zone. Rows include daily data for 2020/07/13-17 and weekly summaries for 2020/06/22-26, 2020/06/29-03, 2020/07/06-10, and 2020/07/13-17.

Table with columns: GBP/JPY, Demark, Pivot, Fibonacci Zone. Rows include daily data for 2020/07/13-17 and weekly summaries for 2020/06/22-26, 2020/06/29-03, 2020/07/06-10, and 2020/07/13-17.

Table with columns: GBP/USD, Demark, Pivot, Fibonacci Zone. Rows include daily data for 2020/07/13-17 and weekly summaries for 2020/06/22-26, 2020/06/29-03, 2020/07/06-10, and 2020/07/13-17.

Pivot Maker Ver 3.1.1 by FX_勝てば官軍

http://fx.najirane.com

IMM扱い8通貨/ダウ/日経/金/オイル/主要クロス円の過去5日及び過去5週の4本値

AUDUSD					CADUSD					CHFUSD				
Date	Open	High	Low	Close	Date	Open	High	Low	Close	Date	Open	High	Low	Close
2020/07/17	0.6970	0.7005	0.6969	0.7001	2020/07/17	0.7368	0.7372	0.7359	0.7364	2020/07/17	1.0576	1.0661	1.0572	1.0659
2020/07/16	0.7010	0.7012	0.6963	0.6969	2020/07/16	0.7402	0.7406	0.7363	0.7367	2020/07/16	1.0587	1.0605	1.0562	1.0576
2020/07/15	0.6977	0.7038	0.6977	0.7009	2020/07/15	0.7347	0.7405	0.7347	0.7402	2020/07/15	1.0643	1.0672	1.0574	1.0587
2020/07/14	0.6942	0.6979	0.6922	0.6977	2020/07/14	0.7350	0.7354	0.7328	0.7347	2020/07/14	1.0620	1.0660	1.0611	1.0642
2020/07/13	0.6954	0.6993	0.6939	0.6942	2020/07/13	0.7358	0.7387	0.7347	0.7349	2020/07/13	1.0629	1.0647	1.0596	1.0620

CNYUSD					EURUSD					GBPUSD				
Date	Open	High	Low	Close	Date	Open	High	Low	Close	Date	Open	High	Low	Close
2020/07/17	0.1429	0.1430	0.1428	0.1429	2020/07/17	1.1381	1.1444	1.1378	1.1437	2020/07/17	1.2554	1.2574	1.2512	1.2573
2020/07/16	0.1432	0.1432	0.1428	0.1429	2020/07/16	1.1412	1.1442	1.1371	1.1381	2020/07/16	1.2588	1.2625	1.2520	1.2554
2020/07/15	0.1428	0.1431	0.1427	0.1430	2020/07/15	1.1403	1.1452	1.1391	1.1413	2020/07/15	1.2558	1.2650	1.2558	1.2589
2020/07/14	0.1428	0.1428	0.1424	0.1425	2020/07/14	1.1346	1.1409	1.1325	1.1402	2020/07/14	1.2557	1.2564	1.2480	1.2559
2020/07/13	0.1426	0.1430	0.1426	0.1428	2020/07/13	1.1304	1.1375	1.1301	1.1346	2020/07/13	1.2627	1.2666	1.2551	1.2557

JPYUSD					MXNUSD					NZDUSD				
Date	Open	High	Low	Close	Date	Open	High	Low	Close	Date	Open	High	Low	Close
2020/07/17	0.9323	0.9351	0.9314	0.9351	2020/07/17	4.4572	4.4674	4.4224	4.4277	2020/07/17	0.6536	0.6566	0.6533	0.6559
2020/07/16	0.9351	0.9360	0.9311	0.9323	2020/07/16	4.4756	4.4878	4.4509	4.4572	2020/07/16	0.6573	0.6578	0.6528	0.6536
2020/07/15	0.9322	0.9375	0.9319	0.9350	2020/07/15	4.4603	4.4927	4.4530	4.4756	2020/07/15	0.6535	0.6584	0.6535	0.6573
2020/07/14	0.9322	0.9335	0.9309	0.9324	2020/07/14	4.3983	4.4625	4.3932	4.4603	2020/07/14	0.6542	0.6544	0.6503	0.6534
2020/07/13	0.9353	0.9364	0.9318	0.9323	2020/07/13	4.4470	4.4692	4.3902	4.3983	2020/07/13	0.6575	0.6594	0.6538	0.6542

Nikkei 225 -Japan (NIX)						
Date	Open	High	Low	Close	(ドル建て終値)	出来高
2020/07/17	22807.57	22857.64	22644.31	22696.42	212.23	0
2020/07/16	22907.96	22925.90	22739.80	22770.36	212.29	894437400
2020/07/15	22817.91	22964.82	22800.11	22945.50	214.54	725699500
2020/07/14	22631.87	22674.99	22540.09	22587.01	210.61	609654400
2020/07/13	22591.81	22784.74	22561.47	22784.74	212.41	712467500
週4本値	22591.81	22964.82	22540.09	22696.42	212.23	(N225銘柄計)【東証一部全体計】

XAUUSD					
Date	Open	High	Low	Close	出来高
2020/07/17	1797.74	1811.97	1795.98	1810.12	
2020/07/16	1810.38	1813.43	1794.68	1797.22	
2020/07/15	1808.71	1814.69	1802.82	1810.26	
2020/07/14	1803.11	1810.98	1791.74	1809.33	
2020/07/13	1798.98	1813.36	1798.15	1802.69	
週4本値	1798.98	1814.69	1791.74	1810.12	

Dow Jones Industrial - USA (DJIA)					
Date	Open	High	Low	Close	出来高
2020/07/17	26774.62	26808.43	26619.88	26671.95	296460000
2020/07/16	26746.57	26879.16	26590.01	26734.71	287330000
2020/07/15	27009.81	27071.33	26692.48	26870.10	384900000
2020/07/14	26044.17	26690.52	25994.98	26642.59	401640000
2020/07/13	26225.07	26639.09	26044.23	26085.80	425320000
週4本値	26225.07	27071.33	25994.98	26671.95	

Historical Data by

 Arrangement by


Crude Light Oil						
Date	Open	High	Low	Close	出来高	
2020/07/17	40.72	40.90	40.02	40.59	482213	
2020/07/16	40.97	41.18	40.52	40.75	581444	
2020/07/15	40.55	41.26	40.08	41.20	886258	
2020/07/14	39.60	40.57	39.07	40.29	929666	
2020/07/13	40.35	40.72	39.47	40.10	845786	
週4本値	40.35	41.26	39.07	40.59		

USDJPY					EURJPY					GBPJPY				
日付	始値	高値	安値	終値	日付	始値	高値	安値	終値	日付	始値	高値	安値	終値
2020/07/17	107.26	107.36	106.94	106.94	2020/07/17	122.07	122.58	121.94	122.32	2020/07/17	134.66	134.91	134.13	134.46
2020/07/16	106.95	107.40	106.83	107.26	2020/07/16	122.05	122.51	121.82	122.07	2020/07/16	134.63	135.17	134.06	134.66
2020/07/15	107.27	107.31	106.67	106.95	2020/07/15	122.32	122.50	121.83	122.06	2020/07/15	134.71	135.08	134.47	134.64
2020/07/14	107.27	107.43	107.12	107.25	2020/07/14	121.71	122.32	121.47	122.29	2020/07/14	134.70	134.78	133.99	134.69
2020/07/13	106.93	107.32	106.79	107.27	2020/07/13	120.87	121.97	120.82	121.71	2020/07/13	135.01	135.49	134.59	134.70

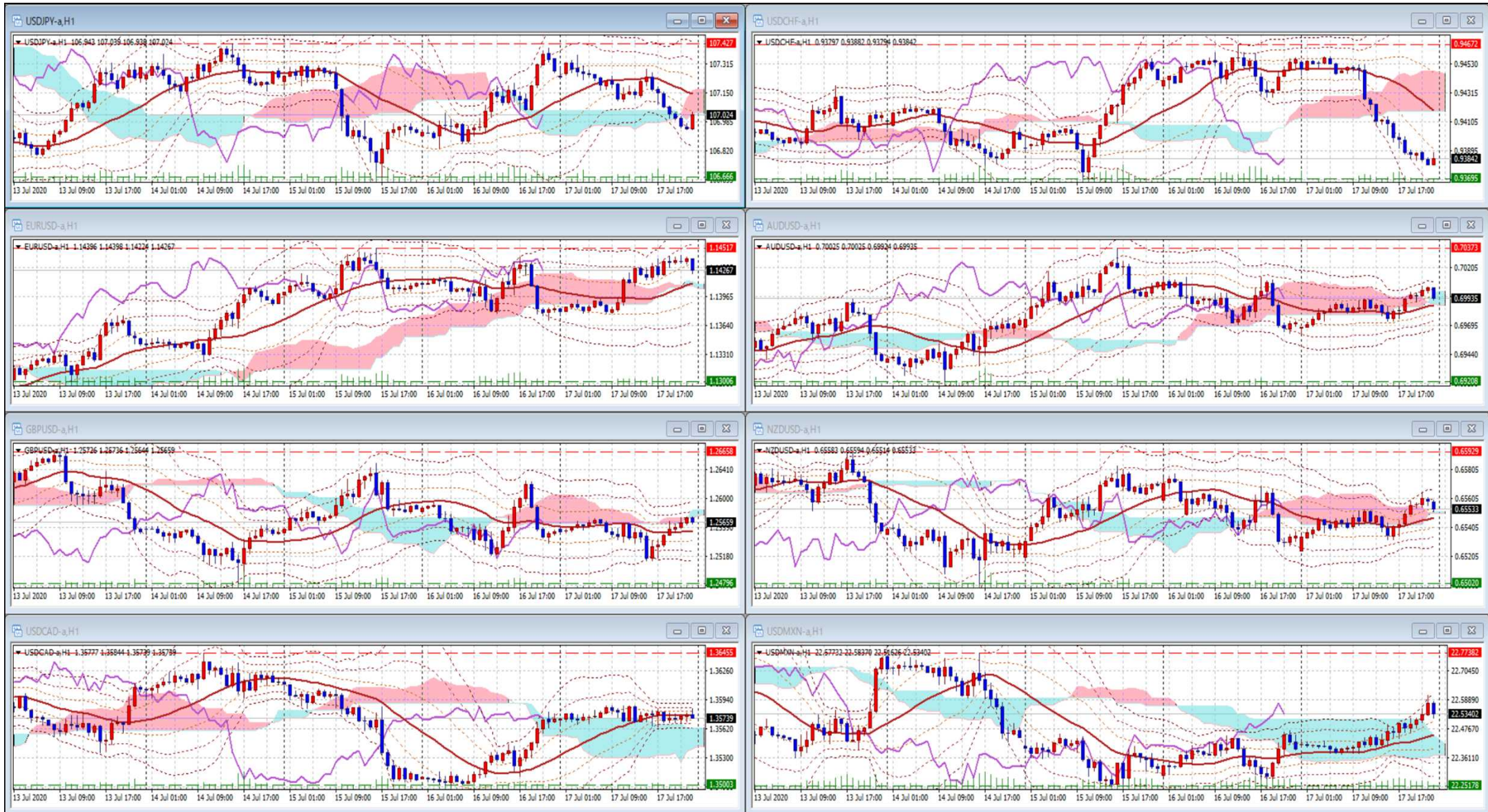
USDJPY Weekly					EURJPY Weekly					GBPJPY Weekly				
日付	始値	高値	安値	終値	日付	始値	高値	安値	終値	日付	始値	高値	安値	終値
2020/07/17	106.93	107.43	106.67	106.94	2020/07/17	120.87	122.58	120.82	122.32	2020/07/17	135.01	135.49	133.99	134.46
2020/07/10	107.52	107.79	106.66	106.94	2020/07/10	120.91	121.97	120.27	120.85	2020/07/10	134.11	135.92	134.03	135.04
2020/07/03	107.14	108.16	107.05	107.48	2020/07/03	120.23	121.48	120.22	120.86	2020/07/03	132.18	134.71	131.97	134.14
2020/06/26	106.80	107.45	106.08	107.19	2020/06/26	119.44	121.10	119.31	120.36	2020/06/26	131.96	133.99	131.77	132.31
2020/06/19	107.41	107.63	106.67	106.80	2020/06/19	120.76	122.11	119.45	119.48	2020/06/19	134.42	136.35	131.95	132.00

先週のIMM取り扱い対ドル8通貨チャート

※ 赤点線は週最高値/青天線は週最低値、BB中心線はSMA21

2020/07/13 ~ 2020/07/17

Chart by OANDA Japan MetaTrader4



Pivot Maker Ver 3.0 by FX_勝てば官軍?

<http://fx.najirane.com>

