

JAPANESE YEN - CHICAGO MERCANTILE EXCHANGE

Code-097741

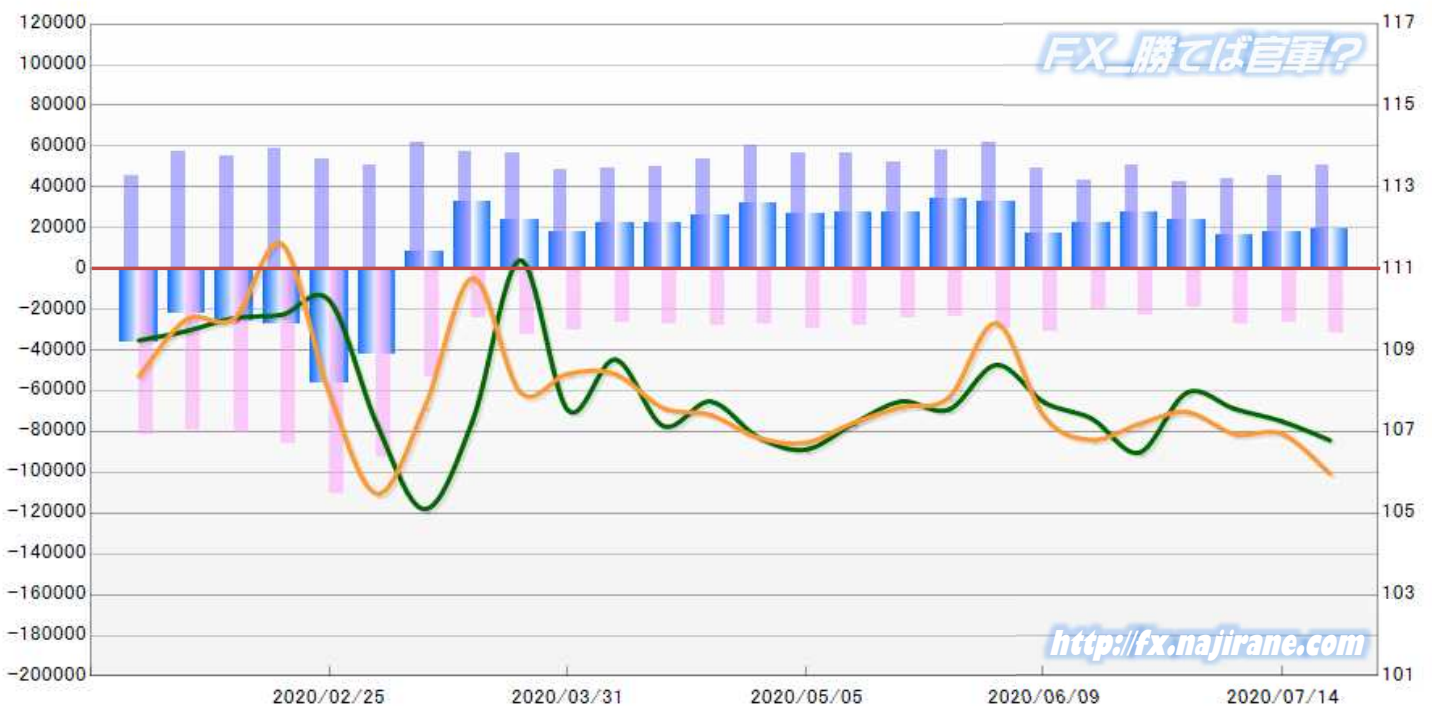
2020/01/28 ~ 2020/07/21

2020/07/24 NYクローズ時公表値

Report_Date	Non Commercial Positions												火曜日 引け値	金曜日 引け値
	Long	増減	増減(%)	Short	増減	増減(%)	売り越し	増減	増減(%)	売買計	増減	増減(%)		
2020/07/21	50854	5743	12.7%	31547	4762	17.8%	-19307	981	5.4%	82401	10505	14.6%	106.79	105.97
2020/07/14	45111	1068	2.4%	26785	-446	-1.6%	-18326	1514	9.0%	71896	622	0.9%	107.25	106.94
2020/07/07	44043	1288	3.0%	27231	8337	44.1%	-16812	-7049	-29.5%	71274	9625	15.6%	107.56	106.94
2020/06/30	42755	-7735	-15.3%	18894	-4138	-18.0%	-23861	-3597	-13.1%	61649	-11873	-16.1%	107.96	107.48
2020/06/23	50490	7364	17.1%	23032	2016	9.6%	-27458	5348	24.2%	73522	9380	14.6%	106.49	107.19
2020/06/16	43126	-5736	-11.7%	21016	-10384	-33.1%	-22110	4648	26.6%	64142	-16120	-20.1%	107.32	106.80
2020/06/09	48862	-13096	-21.1%	31400	2021	6.9%	-17462	-15117	-46.4%	80262	-11075	-12.1%	107.72	107.37
2020/06/02	61958	4085	7.1%	29379	6113	26.3%	-32579	-2028	-5.9%	91337	10198	12.6%	108.64	109.66
2020/05/26	57873	5835	11.2%	23266	-1302	-5.3%	-34607	7137	26.0%	81139	4533	5.9%	107.54	107.84
2020/05/19	52038	-4269	-7.6%	24568	-3802	-13.4%	-27470	-467	-1.7%	76606	-8071	-9.5%	107.74	107.60
2020/05/12	56307	-327	-0.6%	28370	-1050	-3.6%	-27937	723	2.7%	84677	-1377	-1.6%	107.20	107.22
2020/05/05	56634	-3328	-5.6%	29420	1784	6.5%	-27214	-5112	-15.8%	86054	-1544	-1.8%	106.56	106.73
2020/04/28	59962	6232	11.6%	27636	-68	-0.2%	-32326	6300	24.2%	87598	6164	7.6%	106.86	106.85
2020/04/21	53730	3867	7.8%	27704	484	1.8%	-26026	3383	14.9%	81434	4351	5.6%	107.74	107.41
2020/04/14	49863	614	1.2%	27220	381	1.4%	-22643	233	1.0%	77083	995	1.3%	107.14	107.58
2020/04/07	49249	805	1.7%	26839	-3323	-11.0%	-22410	4128	22.6%	76088	-2518	-3.2%	108.77	108.41
2020/03/31	48444	-8084	-14.3%	30162	-2503	-7.7%	-18282	-5581	-23.4%	78606	-10587	-11.9%	107.53	108.42
2020/03/24	56528	-758	-1.3%	32665	8314	34.1%	-23863	-9072	-27.5%	89193	7556	9.3%	111.20	107.97
2020/03/17	57286	-4446	-7.2%	24351	-29224	-54.5%	-32935	24778	303.8%	81637	-33670	-29.2%	107.26	110.77
2020/03/10	61732	11134	22.0%	53575	-39347	-42.3%	-8157	-50481	-119.3%	115307	-28213	-19.7%	105.10	107.61
2020/03/03	50598	-3257	-6.0%	92922	-17322	-15.7%	42324	-14065	-24.9%	143520	-20579	-12.5%	107.16	105.48
2020/02/25	53855	-4750	-8.1%	110244	24418	28.5%	56389	29168	107.2%	164099	19668	13.6%	110.21	107.91
2020/02/18	58605	3800	6.9%	85826	4833	6.0%	27221	1033	3.9%	144431	8633	6.4%	109.87	111.60
2020/02/11	54805	-2867	-5.0%	80993	1423	1.8%	26188	4290	19.6%	135798	-1444	-1.1%	109.79	109.78
2020/02/04	57672	11996	26.3%	79570	-2131	-2.6%	21898	-14127	-39.2%	137242	9865	7.7%	109.47	109.76
2020/01/28	45676			81701			36025			127377			109.24	108.36

JAPANESE YEN - CHICAGO MERCANTILE EXCHANGE
FUTURES ONLY POSITIONS

— 金曜終値 — 火曜終値 — Short枚数 — Long枚数 ■ 売り越し or 買い越し枚数



EURO FX - CHICAGO MERCANTILE EXCHANGE

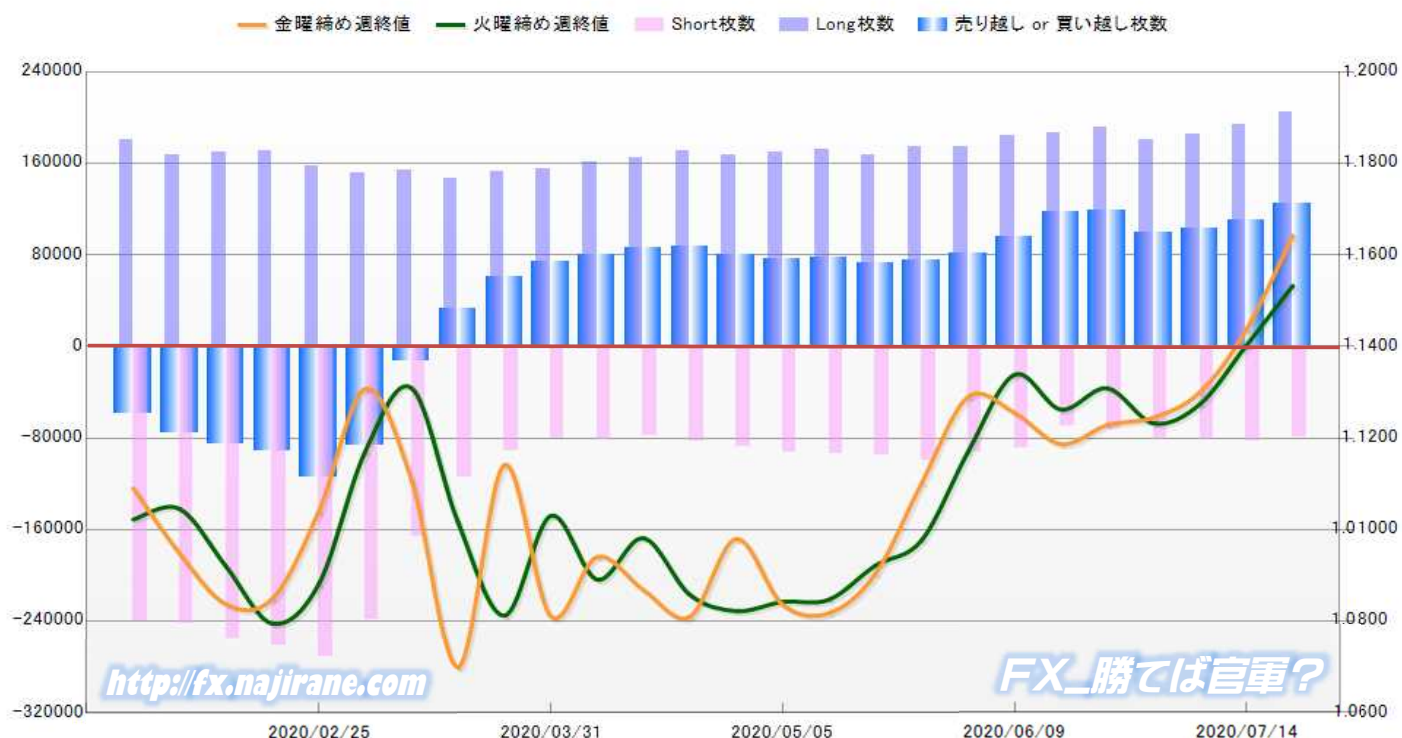
Code-099741

2020/01/28 ~ 2020/07/21

2020/07/24 NYクローズ時公表値

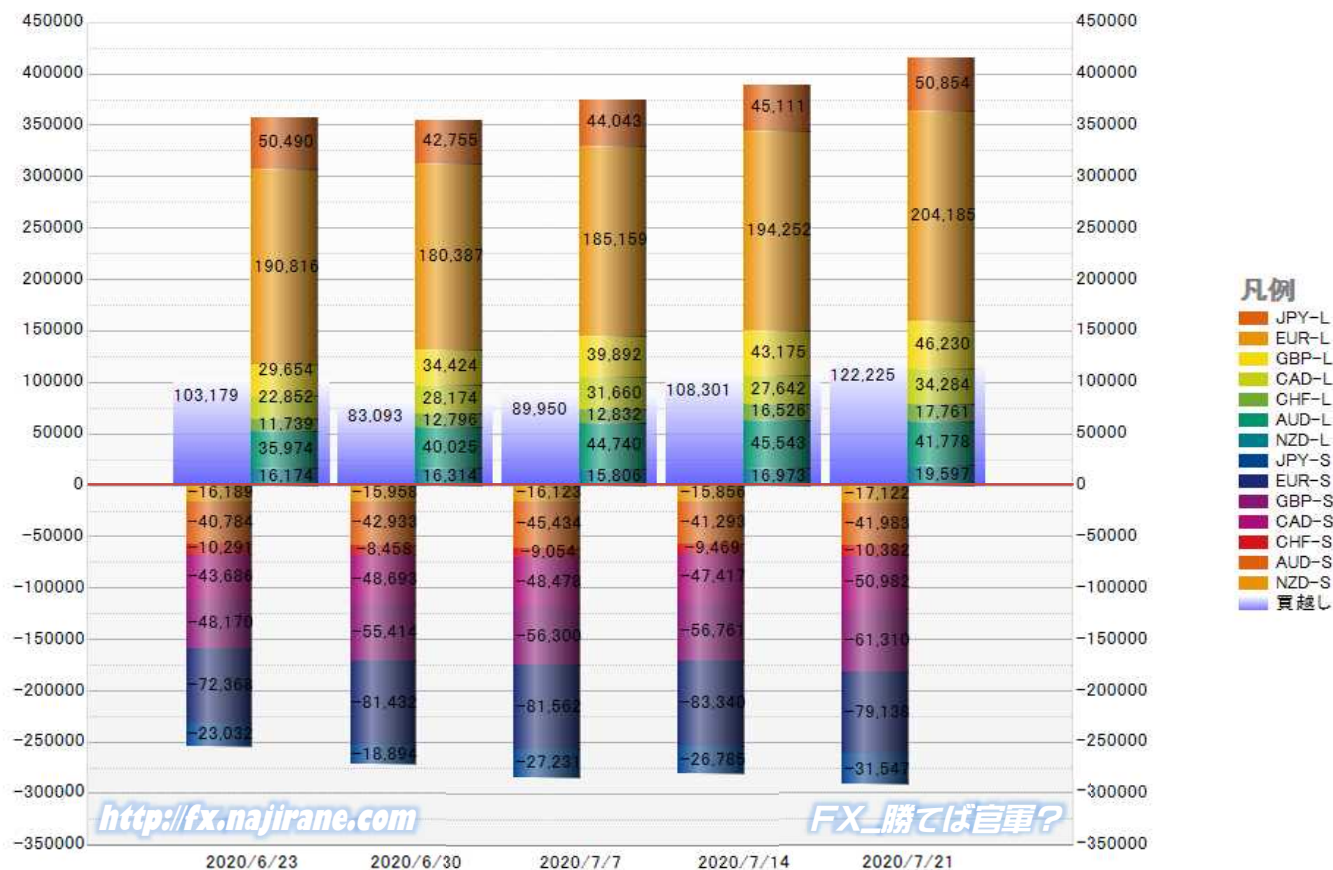
Report_Date	Non Commercial Positions											火曜日 引け値	金曜日 引け値	
	Long	増減			Short	増減			売り越し	増減				売買計
2020/07/21	204185	9933	5.1%	79138	-4202	-5.0%	-125047	14135	12.7%	283323	5731	2.1%	1.1533	1.1642
2020/07/14	194252	9093	4.9%	83340	1778	2.2%	-110912	7315	7.1%	277592	10871	4.1%	1.1402	1.1437
2020/07/07	185159	4772	2.6%	81562	130	0.2%	-103597	4642	4.7%	266721	4902	1.9%	1.1274	1.1300
2020/06/30	180387	-10429	-5.5%	81432	9064	12.5%	-98955	-19493	-16.5%	261819	-1365	-0.5%	1.1232	1.1245
2020/06/23	190816	3696	2.0%	72368	2380	3.4%	-118448	1316	1.1%	263184	6076	2.4%	1.1309	1.1228
2020/06/16	187120	2451	1.3%	69988	-19032	-21.4%	-117132	21483	22.5%	257108	-16581	-6.1%	1.1262	1.1187
2020/06/09	184669	10257	5.9%	89020	-4152	-4.5%	-95649	14409	17.7%	273689	6105	2.3%	1.1338	1.1255
2020/06/02	174412	-622	-0.4%	93172	-6640	-6.7%	-81240	6018	8.0%	267584	-7262	-2.6%	1.1170	1.1290
2020/05/26	175034	7278	4.3%	99812	4618	4.9%	-75222	2660	3.7%	274846	11896	4.5%	1.0977	1.1102
2020/05/19	167756	-4224	-2.5%	95194	1354	1.4%	-72562	-5578	-7.1%	262950	-2870	-1.1%	1.0921	1.0903
2020/05/12	171980	2708	1.6%	93840	867	0.9%	-78140	1841	2.4%	265820	3575	1.4%	1.0847	1.0818
2020/05/05	169272	2008	1.2%	92973	5390	6.2%	-76299	-3382	-4.2%	262245	7398	2.9%	1.0842	1.0836
2020/04/28	167264	-3114	-1.8%	87583	4423	5.3%	-79681	-7537	-8.6%	254847	1309	0.5%	1.0822	1.0980
2020/04/21	170378	5300	3.2%	83160	4699	6.0%	-87218	601	0.7%	253538	9999	4.1%	1.0858	1.0810
2020/04/14	165078	3893	2.4%	78461	-3100	-3.8%	-86617	6993	8.8%	243539	793	0.3%	1.0981	1.0868
2020/04/07	161185	6138	4.0%	81561	761	0.9%	-79624	5377	7.2%	242746	6899	2.9%	1.0891	1.0940
2020/03/31	155047	2687	1.8%	80800	-10270	-11.3%	-74247	12957	21.1%	235847	-7583	-3.1%	1.1030	1.0811
2020/03/24	152360	5227	3.6%	91070	-23568	-20.6%	-61290	28795	88.6%	243430	-18341	-7.0%	1.0812	1.1141
2020/03/17	147133	-6687	-4.3%	114638	-51849	-31.1%	-32495	-45162	-356.5%	261771	-58536	####	1.1016	1.0699
2020/03/10	153820	1916	1.3%	166487	-72120	-30.2%	12667	-74036	-85.4%	320307	-70204	####	1.1309	1.1107
2020/03/03	151904	-5683	-3.6%	238607	-33001	-12.2%	86703	-27318	-24.0%	390511	-38684	-9.0%	1.1171	1.1307
2020/02/25	157587	-12999	-7.6%	271608	9515	3.6%	114021	22514	24.6%	429195	-3484	-0.8%	1.0881	1.1040
2020/02/18	170586	1111	0.7%	262093	6949	2.7%	91507	5838	6.8%	432679	8060	1.9%	1.0795	1.0849
2020/02/11	169475	2550	1.5%	255144	13139	5.4%	85669	10589	14.1%	424619	15689	3.8%	1.0919	1.0837
2020/02/04	166925	-13728	-7.6%	242005	2490	1.0%	75080	16218	27.6%	408930	-11238	-2.7%	1.1045	1.0948
2020/01/28	180653			239515			58862			420168			1.1022	1.1090

EURO FX - CHICAGO MERCANTILE EXCHANGE
FUTURES ONLY POSITIONS



	2020/06/23			2020/06/30			2020/07/07			2020/07/14			2020/07/21		
	Long	Short	売り越し	Long	Short	売り越し	Long	Short	売り越し	Long	Short	売り越し	Long	Short	売り越し
JPY	50490	23032	-27458	42755	18894	-23861	44043	27231	-16812	45111	26785	-18326	50854	31547	-19307
	前週比 枚数増減 (枚)			-7735	-4138	-3597	1288	8337	-7049	1068	-446	1514	5743	4762	981
	前週比 枚数増減 (%)			-15.3%	-18.0%	-13.1%	3.0%	44.1%	-29.5%	2.4%	-1.6%	9.0%	12.7%	17.8%	5.4%
EUR	190816	72368	-118448	180387	81432	-98955	185159	81562	-103597	194252	83340	-110912	204185	79138	-125047
	前週比 枚数増減 (枚)			-10429	9064	-19493	4772	130	4642	9093	1778	7315	9933	-4202	14135
	前週比 枚数増減 (%)			-5.5%	12.5%	-16.5%	2.6%	0.2%	4.7%	4.9%	2.2%	7.1%	5.1%	-5.0%	12.7%
GBP	29654	48170	18516	34424	55414	20990	39892	56300	16408	43175	56761	13586	46230	61310	15080
	前週比 枚数増減 (枚)			4770	7244	2474	5468	886	-4582	3283	461	-2822	3055	4549	1494
	前週比 枚数増減 (%)			16.1%	15.0%	13.4%	15.9%	1.6%	-21.8%	8.2%	0.8%	-17.2%	7.1%	8.0%	11.0%
AUD	35974	40784	4810	40025	42933	2908	44740	45434	694	45543	41293	-4250	41778	41983	205
	前週比 枚数増減 (枚)			4051	2149	-1902	4715	2501	-2214	803	-4141	4944	-3765	690	4455
	前週比 枚数増減 (%)			11.3%	5.3%	-39.5%	11.8%	5.8%	-76.1%	1.8%	-9.1%	712.4%	-8.3%	1.7%	104.8%
CAD	22852	43686	20834	28174	48693	20519	31660	48478	16818	27642	47417	19775	34284	50982	16698
	前週比 枚数増減 (枚)			5322	5007	-315	3486	-215	-3701	-4018	-1061	2957	6642	3565	-3077
	前週比 枚数増減 (%)			23.3%	11.5%	-1.5%	12.4%	-0.4%	-18.0%	-12.7%	-2.2%	17.6%	24.0%	7.5%	-15.6%
CHF	11739	10291	-1448	12796	8458	-4338	12832	9054	-3778	16526	9469	-7057	17761	10382	-7379
	前週比 枚数増減 (枚)			1057	-1833	2890	36	596	-560	3694	415	3279	1235	913	322
	前週比 枚数増減 (%)			9.0%	-17.8%	199.6%	0.3%	7.0%	-12.9%	28.8%	4.6%	86.8%	7.5%	9.6%	4.6%
NZD	16174	16189	15	16314	15958	-356	15806	16123	317	16973	15856	-1117	19597	17122	-2475
	前週比 枚数増減 (枚)			140	-231	371	-508	165	673	1167	-267	1434	2624	1266	1358
	前週比 枚数増減 (%)			0.9%	-1.4%	2473.3%	-3.1%	1.0%	189.0%	7.4%	-1.7%	452.4%	15.5%	8.0%	121.6%
MXN	51601	28423	-23178	55795	34839	-20956	50848	35868	-14980	48737	36866	-11871	49461	39613	-9848
	前週比 枚数増減 (枚)			4194	6416	-2222	-4947	1029	-5976	-2111	998	-3109	724	2747	-2023
	前週比 枚数増減 (%)			8.1%	22.6%	-9.6%	-8.9%	3.0%	-28.5%	-4.2%	2.8%	-20.8%	1.5%	7.5%	-17.0%
Total All 8	409300	282943	-126357	410670	306621	-104049	424980	320050	-104930	437959	317787	-120172	464150	332077	-132073
	前週比 枚数増減 (枚)			1370	23678	-22308	14310	13429	881	12979	-2263	15242	26191	14290	11901
	前週比 枚数増減 (%)			0.3%	8.4%	-17.7%	3.5%	4.4%	0.8%	3.1%	-0.7%	14.5%	6.0%	4.5%	9.9%
Total 7 (MXN除く)	357699	254520	-103179	354875	271782	-83093	374132	284182	-89950	389222	280921	-108301	414689	292464	-122225
	前週比 枚数増減 (枚)			-2824	17262	-20086	19257	12400	6857	15090	-3261	18351	25467	11543	13924
	前週比 枚数増減 (%)			-0.8%	6.8%	-19.5%	5.4%	4.6%	8.3%	4.0%	-1.1%	20.4%	6.5%	4.1%	12.9%

直近5週 CFTC IMM主要7通貨の構成



<http://fx.najirane.com>

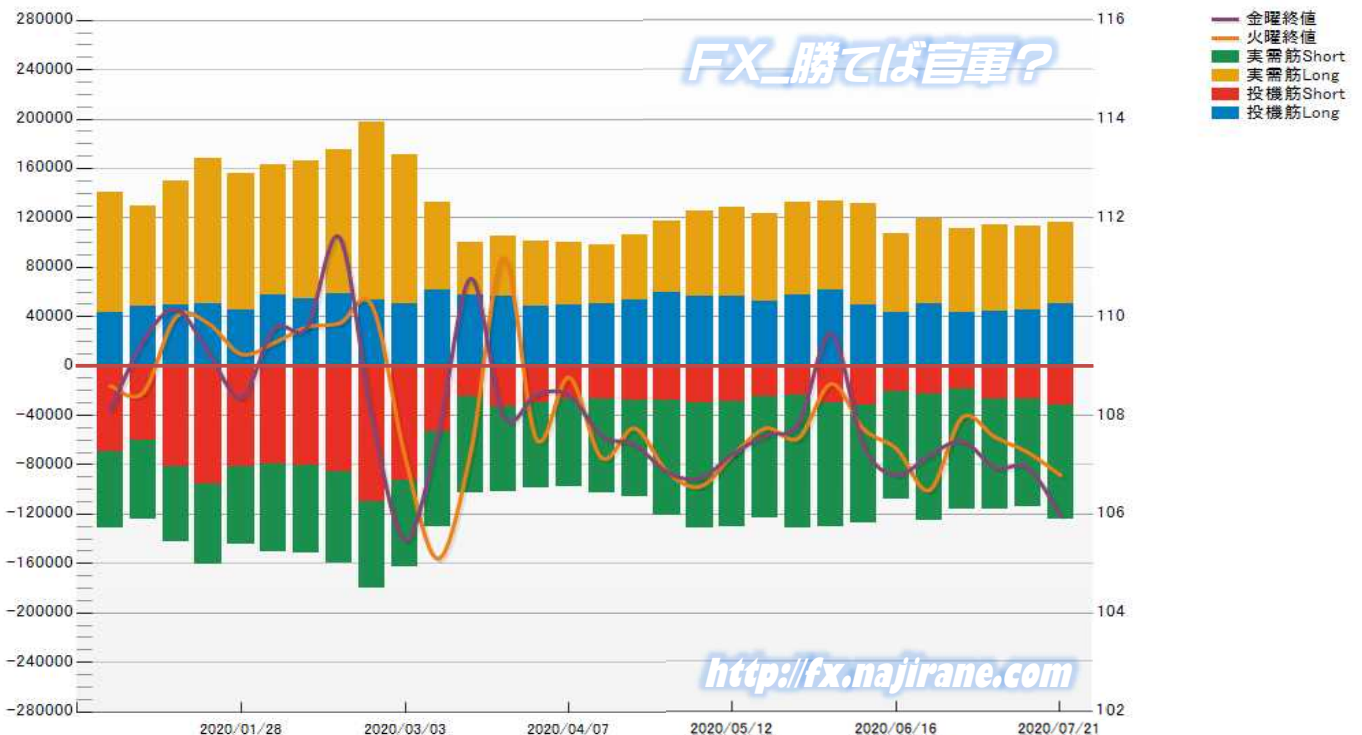
FXに勝てば官軍?

JAPANESE YEN - CHICAGO MERCANTILE EXCHANGE
FUTURES ONLY POSITIONS

Code-097741
2020/07/24 公表値

Date	投機筋集計				実需筋集計				投機筋+実需筋合計				ドル円終値	
	円買い	円売り	売り越し	売買計	円買い	円売り	売り越し	売買計	円買い	円売り	売り越し	売買計	火曜締め	金曜締め
2020/07/21	50854	31547	-19307	82401	65447	92194	26747	157641	116301	123741	7440	240042	106.79	105.97
2020/07/14	45111	26785	-18326	71896	67691	87431	19740	155122	112802	114216	1414	227018	107.25	106.94
2020/07/07	44043	27231	-16812	71274	70580	88421	17841	159001	114623	115652	1029	230275	107.56	106.94
2020/06/30	42755	18894	-23861	61649	68918	97342	28424	166260	111673	116236	4563	227909	107.96	107.48
2020/06/23	50490	23032	-27458	73522	68487	102372	33885	170859	118977	125404	6427	244381	106.49	107.19
2020/06/16	43126	21016	-22110	64142	64304	86449	22145	150753	107430	107465	35	214895	107.32	106.80
2020/06/09	48862	31400	-17462	80262	82366	95668	13302	178034	131228	127068	-4160	258296	107.72	107.37
2020/06/02	61958	29379	-32579	91337	72106	100594	28488	172700	134064	129973	-4091	264037	108.64	109.66
2020/05/26	57873	23266	-34607	81139	74238	108460	34222	182698	132111	131726	-385	263837	107.54	107.84
2020/05/19	52038	24568	-27470	76606	71027	98736	27709	169763	123065	123304	239	246369	107.74	107.60
2020/05/12	56307	28370	-27937	84677	72360	101599	29239	173959	128667	129969	1302	258636	107.20	107.22
2020/05/05	56634	29420	-27214	86054	68783	101620	32837	170403	125417	131040	5623	256457	106.56	106.73
2020/04/28	59962	27636	-32326	87598	56947	93684	36737	150631	116909	121320	4411	238229	106.86	106.85
2020/04/21	53730	27704	-26026	81434	52383	78188	25805	130571	106113	105892	-221	212005	107.74	107.41
2020/04/14	49863	27220	-22643	77083	48656	75435	26779	124091	98519	102655	4136	201174	107.14	107.58
2020/04/07	49249	26839	-22410	76088	51300	70904	19604	122204	100549	97743	-2806	198292	108.77	108.41
2020/03/31	48444	30162	-18282	78606	53154	68221	15067	121375	101598	98383	-3215	199981	107.53	108.42
2020/03/24	56528	32665	-23863	89193	48777	69252	20475	118029	105305	101917	-3388	207222	111.20	107.97
2020/03/17	57286	24351	-32935	81637	42873	78049	35176	120922	100159	102400	2241	202559	107.26	110.77
2020/03/10	61732	53575	-8157	115307	70545	76931	6386	147476	132277	130506	-1771	262783	105.10	107.61
2020/03/03	50598	92922	42324	143520	120130	70043	-50087	190173	170728	162965	-7763	333693	107.16	105.48
2020/02/25	53855	110244	56389	164099	144064	69816	-74248	213880	197919	180060	-17859	377979	110.21	107.91
2020/02/18	58605	85826	27221	144431	116686	73909	-42777	190595	175291	159735	-15556	335026	109.87	111.60
2020/02/11	54805	80993	26188	135798	111167	70770	-40397	181937	165972	151763	-14209	317735	109.79	109.78
2020/02/04	57672	79570	21898	137242	105438	71114	-34324	176552	163110	150684	-12426	313794	109.47	109.76
2020/01/28	45676	81701	36025	127377	110412	63226	-47186	173638	156088	144927	-11161	301015	109.24	108.36
2020/01/21	50596	95297	44701	145893	117694	65587	-52107	183281	168290	160884	-7406	329174	109.86	109.28
2020/01/14	49720	81150	31430	130870	100226	61710	-38516	161936	149946	142860	-7086	292806	109.99	110.15
2020/01/07	47846	60094	12248	107940	82055	64595	-17460	146650	129901	124689	-5212	254590	108.46	109.50
2019/12/31	43668	68970	25302	112638	97526	62360	-35166	159886	141194	131330	-9864	272524	108.60	108.10

JAPANESE YEN - CHICAGO MERCANTILE EXCHANGE
FUTURES ONLY POSITIONS Code-097741

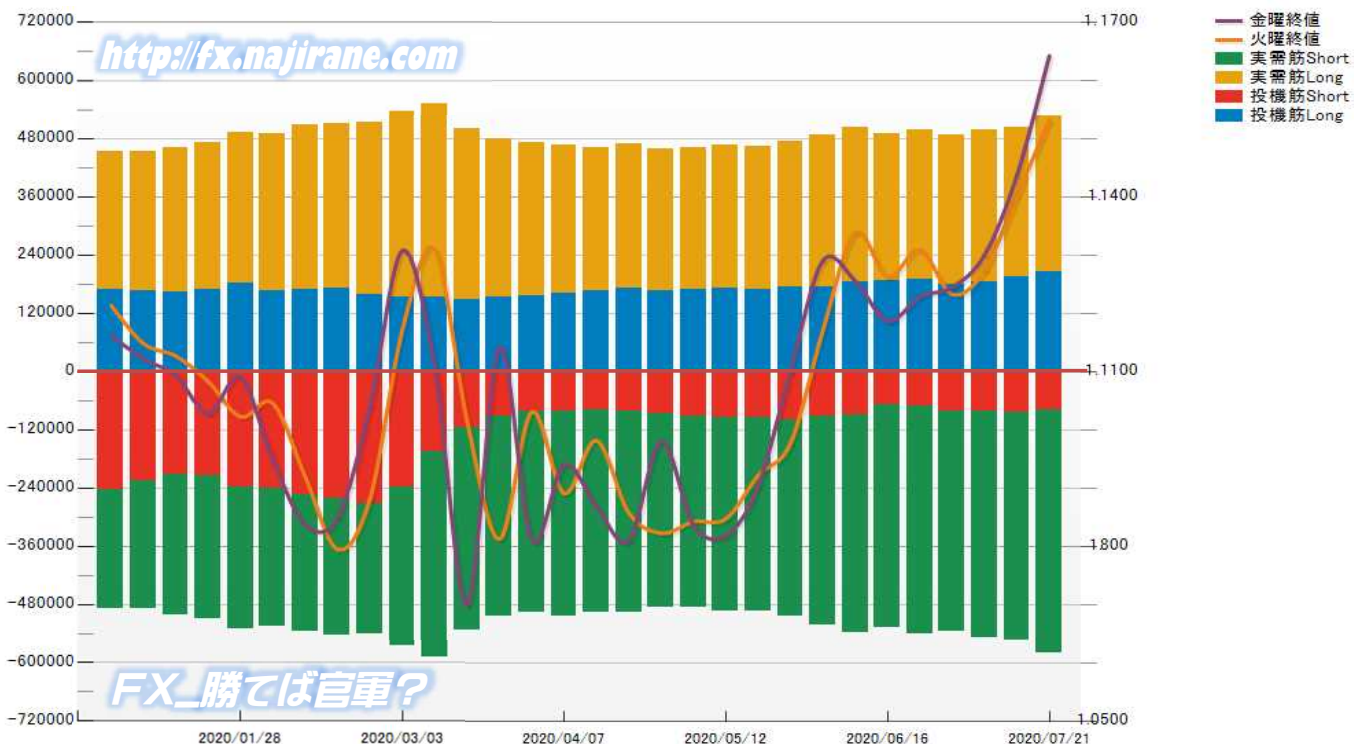


EURO FX - CHICAGO MERCANTILE EXCHANGE
FUTURES ONLY POSITIONS

Code-099741
2020/07/24 公表値

Date	投機筋集計				実需筋集計				投機筋+実需筋合計				ユーロドル終値	
	EUR買い	EUR売り	売り越し	売買計	EUR買い	EUR売り	売り越し	売買計	EUR買い	EUR売り	売り越し	売買計	火曜締め	金曜締め
2020/07/21	204185	79138	-125047	283323	320979	501647	180668	822626	525164	580785	55621	1105949	1.1533	1.1642
2020/07/14	194252	83340	-110912	277592	309455	471519	162064	780974	503707	554859	51152	1058566	1.1402	1.1437
2020/07/07	185159	81562	-103597	266721	311843	466973	155130	778816	497002	548535	51533	1045537	1.1274	1.1300
2020/06/30	180387	81432	-98955	261819	306839	453967	147128	760806	487226	535399	48173	1022625	1.1232	1.1245
2020/06/23	190816	72368	-118448	263184	305405	467945	162540	773350	496221	540313	44092	1036534	1.1309	1.1228
2020/06/16	187120	69988	-117132	257108	302800	457835	155035	760635	489920	527823	37903	1017743	1.1262	1.1187
2020/06/09	184669	89020	-95649	273689	316909	450627	133718	767536	501578	539647	38069	1041225	1.1338	1.1255
2020/06/02	174412	93172	-81240	267584	312787	429985	117198	742772	487199	523157	35958	1010356	1.1170	1.1290
2020/05/26	175034	99812	-75222	274846	298419	404675	106256	703094	473453	504487	31034	977940	1.0977	1.1102
2020/05/19	167756	95194	-72562	262950	295367	397961	102594	693328	463123	493155	30032	956278	1.0921	1.0903
2020/05/12	171980	93840	-78140	265820	294370	400827	106457	695197	466350	494667	28317	961017	1.0847	1.0818
2020/05/05	169272	92973	-76299	262245	290624	393234	102610	683858	459896	486207	26311	946103	1.0842	1.0836
2020/04/28	167264	87583	-79681	254847	291497	399179	107682	690676	458761	486762	28001	945523	1.0822	1.0980
2020/04/21	170378	83160	-87218	253538	297719	413092	115373	710811	468097	496252	28155	964349	1.0858	1.0810
2020/04/14	165078	78461	-86617	243539	296805	417530	120725	714335	461883	495991	34108	957874	1.0981	1.0868
2020/04/07	161185	81561	-79624	242746	304521	422120	117599	726641	465706	503681	37975	969387	1.0891	1.0940
2020/03/31	155047	80800	-74247	235847	315522	415776	100254	731298	470569	496576	26007	967145	1.1030	1.0811
2020/03/24	152360	91070	-61290	243430	326218	414867	88649	741085	478578	505937	27359	984515	1.0812	1.1141
2020/03/17	147133	114638	-32495	261771	352847	419664	66817	772511	499980	534302	34322	1034282	1.1016	1.0699
2020/03/10	153820	166487	12667	320307	397574	424702	27128	822276	551394	591189	39795	1142583	1.1309	1.1107
2020/03/03	151904	238607	86703	390511	385539	329833	-55706	715372	537443	568440	30997	1105883	1.1171	1.1307
2020/02/25	157587	271608	114021	429195	355329	270784	-84545	626113	512916	542392	29476	1055308	1.0881	1.1040
2020/02/18	170586	262093	91507	432679	340245	282010	-58235	622255	510831	544103	33272	1054934	1.0795	1.0849
2020/02/11	169475	255144	85669	424619	338132	281706	-56426	619838	507607	536850	29243	1044457	1.0919	1.0837
2020/02/04	166925	242005	75080	408930	321548	283559	-37989	605107	488473	525564	37091	1014037	1.1045	1.0948
2020/01/28	180653	239515	58862	420168	311346	291195	-20151	602541	491999	530710	38711	1022709	1.1022	1.1090
2020/01/21	168216	215235	47019	383451	302385	295283	-7102	597668	470601	510518	39917	981119	1.1083	1.1028
2020/01/14	163881	212063	48182	375944	297419	288854	-8565	586273	461300	500917	39617	962217	1.1127	1.1093
2020/01/07	164813	226477	61664	391290	288408	263100	-25308	551508	453221	489577	36356	942798	1.1148	1.1122
2019/12/31	168852	243197	74345	412049	285490	245540	-39950	531030	454342	488737	34395	943079	1.1213	1.1162

EURO FX - CHICAGO MERCANTILE EXCHANGE
FUTURES ONLY POSITIONS Code-099741



Bitcoin/USD 及び CME Futures (当月及び限月別)

※取引単位=5ビットコイン
(CME CFビットコイン参考基準レート=BRRを対象)

Bitcoin/USD					CME Futures		2020/07		2020/08		2020/09		2020/10		2020/11	
Date	Open	High	Low	Close	Volume	OpenInt	Close	Volume	Close	Volume	Close	Volume	Close	Volume	Close	Volume
2020/4/21	6863	6949	6789	6901	3815	5648	6920	35	6945	5	6955	0	0	0	0	0
2020/4/22	6901	7163	6835	7102	4674	5785	7190	19	7195	2	7205	0	0	0	0	0
2020/4/23	7102	7728	7042	7599	13285	6128	7670	22	7670	2	7680	2	0	0	0	0
2020/4/24	7605	7605	7418	7530	3068	5478	7635	2	7640	4	7650	2	0	0	0	0
2020/4/27	7634	7782	7593	7740	3370	5891	7805	13	7805	3	7815	2	7875	0	0	0
2020/4/28	7740	7788	7675	7740	2459	6111	7805	41	7810	16	7820	1	7880	0	0	0
2020/4/29	7740	8945	7728	8865	11339	6852	8875	59	8885	16	8895	1	8955	0	0	0
2020/4/30	8865	9461	8418	8764	11331	6681	8990	52	9010	12	9050	63	9110	0	0	0
2020/5/1	8764	9058	8606	8734	5635	7672	8870	12	8880	2	8910	9	8970	0	0	0
2020/5/4	8865	8961	8547	8953	4332	7601	8980	7	8995	11	9015	8	9075	0	0	0
2020/5/5	8953	9116	8787	8969	5218	7784	9040	79	9050	46	9055	6	9115	0	0	0
2020/5/6	8977	9390	8921	9294	7035	8706	9400	36	9420	4	9425	2	9485	0	0	0
2020/5/7	9294	9960	9066	9881	13421	9783	10085	193	10100	48	10110	10	10145	0	0	0
2020/5/8	9881	10050	9747	9960	7424	9490	10130	47	10145	2	10155	10	10185	0	0	0
2020/5/11	8726	9158	8258	8584	21001	9077	8860	157	8880	72	8920	56	8950	0	0	0
2020/5/12	8576	8977	8518	8764	7859	9939	8950	114	8965	64	8975	65	9015	0	0	0
2020/5/13	8749	9407	8749	9355	5941	10698	9335	128	9345	41	9360	9	9400	0	0	0
2020/5/14	9363	9930	9276	9766	9828	10789	9840	201	9880	90	9905	21	9945	0	0	0
2020/5/15	9785	9843	9268	9337	8825	10367	9505	66	9535	18	9560	2	9600	0	0	0
2020/5/18	9766	9940	9515	9690	8946	10628	9880	176	9905	32	9930	46	9970	0	0	0
2020/5/19	9681	9891	9479	9681	7837	10878	9815	166	9840	157	9845	119	9885	0	0	0
2020/5/20	9681	9833	9337	9551	7382	10761	9685	147	9700	47	9685	69	9720	0	0	0
2020/5/21	9551	9569	8818	9099	10514	9592	9185	141	9205	42	9195	28	9230	0	0	0
2020/5/22	9099	9259	8945	9174	5236	9175	9300	40	9315	20	9320	17	9355	0	0	0
2020/5/25	9058	9066	8643	8905	0	0	0	0	0	0	0	0	0	0	0	0
2020/5/26	8905	9009	8711	8850	11348	8722	8910	298	8935	84	8930	186	8965	0	0	0
2020/5/27	8850	9217	8811	9074	8549	9019	9285	318	9325	20	9325	4	9360	0	0	0
2020/5/28	9066	9524	9066	9443	10373	8921	9590	441	9640	54	9650	12	9685	0	0	0
2020/5/29	9443	9615	9346	9399	4145	8419	9530	174	9570	94	9580	13	9615	9625	0	0
2020/5/31	9461	9690	9407	9653	4005	8764	9700	166	9745	168	9760	15	9795	9805	0	0
2020/6/2	9653	10352	9355	9524	16101	8824	9630	1488	9675	300	9715	253	9730	12	9760	0
2020/6/3	9524	9625	9416	9588	3465	8869	9705	222	9740	47	9775	14	9800	3	9825	0
2020/6/4	9588	9872	9470	9775	4652	9205	9950	216	10000	79	10040	11	10055	18	10100	0
2020/6/5	9775	9852	9625	9728	4768	9403	9860	211	9890	47	9935	2	9955	10	10000	0
2020/6/8	9709	9785	9662	9718	4137	9573	9830	228	9885	111	9915	40	9935	1	9980	0
2020/6/9	9709	9881	9615	9823	4697	9565	9860	200	9915	151	9980	50	9995	5	10040	0
2020/6/10	9823	9990	9709	9852	7694	10174	9980	559	10025	109	10100	16	10115	10	10135	0
2020/6/11	9852	9970	9099	9346	12060	8873	9365	771	9420	320	9465	99	9495	9	9515	0
2020/6/12	9346	9551	9242	9425	4306	8741	9525	175	9570	180	9620	101	9650	2	9670	0
2020/6/15	9337	9497	8913	9443	7090	8745	9510	892	9550	235	9600	111	9620	1	9655	1
2020/6/16	9434	9579	9390	9506	3765	8784	9595	216	9640	50	9695	63	9715	3	9740	0
2020/6/17	9506	9551	9251	9407	3579	8312	9400	236	9440	35	9490	101	9525	9550	0	0
2020/6/18	9407	9479	9276	9363	2345	8346	9480	127	9525	42	9570	41	9610	9650	0	0
2020/6/19	9363	9416	9242	9302	3959	8463	9385	393	9435	56	9475	29	9520	9560	0	0
2020/6/22	9328	9775	9285	9690	7300	9345	9660	1822	9705	209	9745	207	9790	9830	0	0
2020/6/23	9690	9718	9579	9653	6043	9330	9745	1711	9795	223	9840	297	9875	9915	0	0
2020/6/24	9653	9662	9208	9268	11601	8187	9375	2600	9430	401	9460	325	9495	19	9535	1
2020/6/25	9268	9328	9017	9302	7808	7802	9340	2169	9405	477	9450	278	9490	2	9535	1
2020/6/26	9302	9311	9042	9166	4824	7374	9220	4195	9280	346	9315	143	9365	5	9410	5
2020/6/29	9124	9234	9025	9208	3054	7527	9200	2742	9255	188	9295	117	9330	7	9375	0
2020/6/30	9208	9234	9074	9166	3161	7675	9185	2856	9240	168	9285	137	9320	7	9350	0
2020/7/1	9166	9302	9099	9242	5500	8277	9325	4789	9365	528	9415	171	9435	7	9475	0
2020/7/2	9242	9268	8961	9141	7137	8004	9060	6562	9115	411	9165	155	9210	9	9250	0
2020/7/3	9149	9149	9058	9083	0	0	0	0	0	0	0	0	0	0	0	0
2020/7/6	9042	9355	9042	9285	7422	8271	9355	6890	9405	404	9450	123	9475	4	9525	0
2020/7/7	9285	9372	9208	9251	3178	8165	9290	2975	9350	85	9400	114	9430	4	9480	0
2020/7/8	9251	9470	9234	9434	5807	9041	9510	5163	9560	441	9600	193	9630	10	9680	0
2020/7/9	9434	9470	9174	9251	6353	8310	9255	5921	9320	320	9365	97	9410	4	9430	0
2020/7/10	9251	9259	9132	9234	2415	8067	9275	2296	9330	99	9385	12	9425	8	9445	0
2020/7/13	9268	9337	9200	9251	3209	8283	9270	2844	9330	274	9380	86	9415	5	9450	0
2020/7/14	9251	9276	9124	9242	3266	8322	9310	2869	9370	287	9425	109	9460	1	9490	0
2020/7/15	9242	9276	9166	9225	2706	8314	9190	2330	9250	230	9295	144	9335	2	9365	0
2020/7/16	9225	9234	9042	9124	3770	8071	9145	3344	9195	366	9245	50	9285	1	9335	0
2020/7/17	9124	9183	9083	9166	1895	7946	9195	1674	9250	135	9290	75	9335	10	9385	---
2020/7/20	9174	9234	9141	9174	3090	8123	9190	2432	9255	585	9300	73	9335	---	9395	---
2020/7/21	9174	9434	9158	9381	6558	9230	9395	5408	9430	920	9510	223	9545	5	9585	---
2020/7/22	9381	9399	9295	9380	3778	9472	9425	3117	9480	508	9530	143	9570	1	9610	2
2020/7/23	9381	9668	9377	9619	8067	10217	9650	6653	9720	1118	9775	268	9820	21	9855	---
2020/7/24	9619	9619	9478	9595	4011	---	9615	3110	9690	775	9750	104	9800	9	9835	---



Date	BTC(BitCoin)/JPY					ETH(Ethereum)/JPY					XRP(Ripple)/JPY				
	Open	High	Low	Close	Volume	Open	High	Low	Close	Volume	Open	High	Low	Close	Volume
2020/5/27	950000.81	990981.31	949715.81	989745.88	3529544.47	21703.09	22516.21	21692.90	22516.21	1146062.76	20.8460	21.4205	20.8326	21.3297	165490.55
2020/5/28	990169.19	1028177.75	986371.19	1025429.63	3699552.41	22518.58	23724.68	22236.74	23665.42	1314649.96	21.3369	21.6287	21.0793	21.5937	173922.25
2020/5/29	1025710.00	1030673.88	1005732.94	1017395.94	3545764.18	23674.53	24132.80	23378.88	23785.46	1322070.89	21.6017	21.8306	21.2475	21.3790	159236.93
2020/5/30	1017373.25	1045948.81	1009592.81	1045559.00	3527045.49	23790.00	26293.41	23577.37	26121.22	1619727.90	21.3790	22.2548	21.2256	22.2274	181418.25
2020/5/31	1045525.75	1045551.44	1015738.25	1019113.38	2991645.16	26121.84	26304.42	24773.76	24879.92	1317902.68	22.2292	22.7986	21.7258	21.8563	187118.78
2020/6/1	1019387.69	1096779.63	1016505.63	1093377.88	3785254.62	24867.49	26699.18	24823.05	26561.25	1500354.87	21.8486	22.6653	21.7670	22.6100	183128.62
2020/6/2	1092916.00	1104437.50	1026150.31	1037104.75	4259209.30	26543.66	27198.23	25332.58	25815.96	1499872.31	22.6027	23.2075	21.7894	22.0663	201339.37
2020/6/3	1037355.31	1055405.88	1027482.19	1052556.50	2725746.37	25835.13	26614.89	25542.60	26614.89	1074905.63	22.0812	22.2732	21.8386	22.1988	145601.70
2020/6/4	1052462.38	1078679.00	1037146.94	1069631.63	2829079.88	26606.82	26780.27	25771.51	26676.45	1109988.85	22.2048	22.4978	21.9276	22.3715	149349.14
2020/6/5	1069585.75	1078636.88	1059938.88	1059245.75	2576420.27	26668.07	27019.76	26376.35	26435.52	1018525.53	22.3783	22.5957	22.1645	22.3664	138568.82
2020/6/6	1059177.00	1071070.50	1051080.38	1057946.75	2239846.42	26433.26	26957.06	26271.41	26513.25	889309.05	22.3792	22.4662	22.1845	22.2624	114917.28
2020/6/7	1059782.63	1070969.25	1036518.75	1070051.63	2742905.58	26510.71	26913.20	25898.89	26882.43	1046590.07	22.2665	22.4303	21.8821	22.3081	125215.68
2020/6/8	1070184.38	1069465.38	1050934.50	1059434.63	2329571.15	26883.67	26736.35	26234.81	26705.17	875692.92	22.3055	22.3536	21.9038	22.0931	113051.60
2020/6/9	1059745.88	1065631.75	1042958.13	1056010.75	2556866.46	26690.54	26893.50	26179.91	26402.31	910567.20	22.0972	22.1500	21.6586	21.7777	119466.38
2020/6/10	1055840.38	1061644.13	1044149.63	1056180.75	2750812.67	26392.68	26648.94	26044.85	26478.63	940921.76	21.7737	21.7929	21.4794	21.7160	118419.03
2020/6/11	1056179.00	1063474.38	990152.69	995878.50	3231408.20	26489.71	26730.55	24579.18	24753.61	1320091.23	21.7137	21.7876	20.2349	20.3176	146655.96
2020/6/12	1095762.00	1024843.94	991924.63	1017896.56	2427549.34	24745.36	25692.81	24530.93	25498.10	952202.05	20.3160	21.0552	20.1740	20.8224	124235.79
2020/6/13	1017885.00	1019224.44	1008788.44	1017298.94	1885767.12	25503.62	25680.61	25325.94	25650.09	766749.85	20.8274	20.8506	20.3918	20.7325	112777.18
2020/6/14	1017543.38	1018049.81	1005110.81	1007331.44	2038074.06	25656.46	25670.77	25049.10	25123.73	798348.32	20.7403	20.7928	20.5358	20.5631	109835.36
2020/6/15	1007250.63	1020432.25	963887.69	1015704.75	2869524.07	25117.67	25149.18	23735.87	24711.38	1132356.80	20.5631	20.8045	19.7121	20.7504	141364.04
2020/6/16	1016087.81	1029867.81	1008662.13	1024578.31	2316578.47	24693.47	25388.20	24512.41	25181.08	855673.04	20.7494	20.7692	20.3959	20.5503	124491.54
2020/6/17	1024122.81	1023620.63	998440.38	1013290.75	215681.07	24891.26	25320.35	24551.11	24907.07	823158.11	20.5705	21.1707	20.4021	20.6760	112427.99
2020/6/18	1013431.00	1013560.81	998217.69	1007169.06	1901591.69	24893.22	25058.48	24489.22	24873.34	718449.54	20.6773	20.6705	20.2539	20.4345	111880.30
2020/6/19	1007003.63	1008511.75	991329.19	992796.00	2098487.69	24821.70	24828.74	24259.37	24287.80	742497.54	20.4310	20.4369	19.9386	19.9660	117299.75
2020/6/20	993110.44	1004228.19	988452.13	997533.63	1831083.03	24261.50	24739.58	24225.61	24507.12	668364.85	19.9660	20.2883	19.8907	20.1488	103329.56
2020/6/21	997382.44	1004884.06	993701.38	994043.19	1637319.85	24500.91	24836.84	24416.68	24466.34	598373.74	20.1453	20.2132	19.8198	19.8314	95480.80
2020/6/22	993735.19	1023620.63	993037.00	1031496.13	2256124.14	24467.79	26592.24	24453.64	25928.01	970653.20	19.8373	20.3194	19.8240	20.2341	129277.99
2020/6/23	1030999.94	1029525.75	1020369.00	1024949.56	1810109.49	25928.42	26074.88	25624.50	25985.70	705093.48	20.2366	20.3123	19.9924	20.0825	116399.78
2020/6/24	997824.69	1031541.56	991168.19	996956.81	2029718.97	25990.36	26488.35	24861.30	25237.79	943587.26	20.0846	20.3404	19.5647	19.7250	121819.72
2020/6/25	997012.06	1001513.19	975037.00	992866.00	1994993.51	25230.34	25275.46	24682.96	24963.55	751274.07	19.7040	19.8300	19.3989	19.6723	113062.56
2020/6/26	992456.88	997919.75	975452.75	982081.50	1965838.31	24956.37	25072.50	24561.14	24615.82	770355.20	19.6618	19.8753	19.2319	19.5787	136064.18
2020/6/27	986207.38	986893.19	964428.88	969485.00	1851330.12	24611.90	24918.64	23640.11	23896.83	741512.07	19.6242	19.8351	18.7017	18.9548	122494.82
2020/6/28	969814.06	985793.06	961996.88	980205.75	1560947.19	23891.97	24501.16	23523.08	24157.55	665284.55	18.9572	19.3470	18.7832	19.0489	122148.78
2020/6/29	979824.81	993874.13	971450.13	988825.63	1770957.34	24159.08	24732.07	23819.51	24551.03	723654.60	19.0442	19.2573	18.8883	19.1463	125130.93
2020/6/30	988258.31	992710.25	978554.44	986811.94	1699308.80	24526.67	24724.58	24210.62	24439.76	658101.10	19.1185	19.2008	18.8952	18.9923	109109.17
2020/7/1	987674.94	1000382.38	980780.25	990802.25	1714790.83	24420.27	25010.81	24315.09	24813.57	693981.33	18.9792	19.1851	18.8934	19.0011	119818.58
2020/7/2	991104.38	997791.25	972202.19	980748.38	1756400.88	24832.41	24966.80	24254.52	24659.20	667800.21	19.0203	19.1761	18.7436	19.0534	113268.82
2020/7/3	989092.31	989486.69	973879.13	976944.06	1406074.12	24651.33	24684.00	24179.71	24230.57	549254.12	19.0556	19.1781	18.8307	18.9572	105001.57
2020/7/4	976614.00	987263.75	973323.88	981801.63	1321311.45	24219.97	24732.31	24203.29	24626.95	562077.22	18.9493	19.1661	18.9422	19.1344	107522.12
2020/7/5	981113.88	984994.06	964988.81	976270.06	1388283.92	24616.43	24711.09	24137.52	24494.55	569387.48	19.1269	19.2145	18.7892	19.0453	104328.30
2020/7/6	976152.50	1005650.38	974660.69	1006560.38	1920609.19	24496.74	25995.61	24440.29	25928.78	942942.81	19.0453	20.3071	18.9976	20.2447	152873.89
2020/7/7	1003735.31	1004661.06	991022.38	995313.75	1488800.63	25871.06	26046.68	25234.91	25718.55	692944.10	20.2447	20.2843	19.6857	19.8785	114786.15
2020/7/8	995393.63	1013891.88	995551.44	1011547.00	2113826.79	25727.63	26626.24	25656.23	26464.73	1061355.81	19.8814	22.0710	19.8246	21.9610	201515.76
2020/7/9	1011510.63	1011788.88	990315.19	994978.56	1930413.34	26473.13	26520.55	25278.23	26061.28	903945.03	21.9509	22.5531	21.3033	21.7602	194015.97
2020/7/10	994484.06	993016.44	974100.81	992090.13	1802675.01	26045.41	26042.49	25302.94	25766.12	778524.14	21.7529	21.7529	20.6599	21.2399	124219.07
2020/7/11	991951.56	993664.50	983609.00	987839.19	1416481.62	25772.51	25824.12	25482.38	25999.28	603272.09	21.2476	21.7700	21.2386	21.5090	106508.20
2020/7/12	987914.94	996292.50	983409.50	991797.00	1545174.27	25599.43	26011.18	25418.82	25887.51	705253.54	21.5111	21.7286	21.2057	21.4405	90903.99
2020/7/13	991872.31	998065.38	989029.75	991627.19	1879473.87	25892.88	26163.27	25549.67	25704.06	835446.61	21.4405	21.9964	21.0169	21.3025	128464.64
2020/7/14	991100.38	995947.38	984985.94	991321.94	1939955.50	25743.86	25503.10	25762.35	25762.35	789077.31	21.2939	21.4082	20.9708	21.3220	124607.12
2020/7/15	991180.75	994612.56	980993.31	982741.88	1693849.34	25755.08	25888.39	25358.86	25488.19	661657.78	21.3183	21.4071	21.0287	21.0717	114109.73
2020/7/16	982650.25	984871.81	973849.81	979751.06	1685873.01	25491.12	25546.18	24817.42	25066.16	625692.30	21.0621	21.1008	20.3777	20.8184	113275.98
2020/7/17	979706.44	984323.88	974379.19	979244.50	1492138.45	25071.58	25128.94	24882.61	24907.88	627033.16	20.8187	21.1421	20.5531	20.7890	100168.82
2020/7/18	979222.25	987761.19	973833.50	980062.81	1311089.32	24916.72	25311.38	24859.92	25197.94	575548.88	20.7963	21.5724	20.7522	21.3305	93116.55
2020/7/19	979251.19	985074.13	973492.00	983726.25	1385661.92	25195.21	25603.83	24962.09	25540.07	669471.64	21.3373	21.5440	20.9873	21.3257	88714.13
2020/7/20	983876.56	989198.00	978979.06	982283.31	1474417.17	25540.86	25655.14	25206.50	25312.47	600318.81	21.3265	21.3911	20.7901	20.9084	90977.94
2020/7/21	982099.25	1007677.81	980309.94	1001404.38	193015										

Date	日経平均(^N225)					CME日経平均先物ドル建て(NKD)					CME日経平均先物円建て(NIY)					USDJPY
	Open	High	Low	Close	Volume	Open	High	Low	Close	Volume	Open	High	Low	Close	Volume	
2020-07-24	22,791.75	22,855.31	22,732.92	22,751.61	65,400.0	22,410.0	22,480.0	22,285.0	22,355.0	2,813,496	22,375.0	22,460.0	22,255.0	22,335.0	12,906,664	105.97
2020-07-23	22,789.38	22,925.58	22,780.22	22,884.22	68,600.0	22,790.0	22,910.0	22,495.0	22,595.0	1,688,978	22,755.0	22,885.0	22,470.0	22,575.0	7,587,913	106.85
2020-07-22	22,772.07	22,788.53	22,580.19	22,717.48	50,000.0	22,780.0	22,815.0	22,655.0	22,755.0	1,728,889	22,755.0	22,790.0	22,625.0	22,725.0	10,877,548	107.15
2020-07-21	22,772.07	22,788.53	22,580.19	22,717.48	50,000.0	22,890.0	22,955.0	22,730.0	22,790.0	1,751,381	22,860.0	22,925.0	22,705.0	22,770.0	12,959,471	106.79
2020-07-20	22,807.57	22,857.82	22,643.52	22,696.42	55,900.0	22,715.0	22,850.0	22,590.0	22,820.0	1,706,526	22,685.0	22,825.0	22,560.0	22,800.0	9,971,434	107.25
2020-07-19	22,807.57	22,857.82	22,643.52	22,696.42	55,900.0	22,685.0	22,790.0	22,685.0	22,785.0	10,471	22,650.0	22,760.0	22,650.0	22,760.0	44,847	107.25
2020-07-18	22,807.57	22,857.82	22,643.52	22,696.42	55,900.0	22,705.0	22,755.0	22,640.0	22,690.0	1,701,331	22,675.0	22,725.0	22,605.0	22,665.0	8,235,850	106.94
2020-07-17	22,807.57	22,857.82	22,643.52	22,696.42	55,900.0	22,795.0	22,830.0	22,680.0	22,805.0	1,772,587	22,760.0	22,795.0	22,650.0	22,780.0	10,272,463	107.26
2020-07-16	22,817.91	22,965.56	22,800.11	22,945.50	72,600.0	22,885.0	23,045.0	22,860.0	22,935.0	2,045,736	22,845.0	23,015.0	22,830.0	22,895.0	14,007,937	106.95
2020-07-15	22,631.87	22,677.02	22,538.78	22,587.01	61,000.0	22,570.0	22,910.0	22,515.0	22,825.0	3,393,323	22,535.0	22,880.0	22,515.0	22,785.0	13,430,384	107.25
2020-07-14	22,591.81	22,784.74	22,561.47	22,784.74	71,200.0	22,720.0	22,885.0	22,535.0	22,645.0	2,121,284	22,690.0	22,850.0	22,505.0	22,615.0	12,896,914	107.27
2020-07-13	22,591.81	22,784.74	22,561.47	22,784.74	71,200.0	22,605.0	22,735.0	22,605.0	22,655.0	6,453	22,590.0	22,700.0	22,590.0	22,620.0	33,836	107.27
2020-07-12	22,534.97	22,563.68	22,285.07	22,290.81	78,800.0	22,460.0	22,645.0	22,260.0	22,605.0	3,137,984	22,430.0	22,620.0	22,225.0	22,550.0	14,667,024	106.94
2020-07-11	22,442.30	22,679.08	22,434.38	22,529.29	65,200.0	22,635.0	22,700.0	22,305.0	22,495.0	3,658,489	22,600.0	22,665.0	22,265.0	22,450.0	15,556,296	107.22
2020-07-10	22,481.61	22,667.95	22,438.65	22,438.65	64,900.0	22,540.0	22,575.0	22,360.0	22,565.0	2,261,328	22,495.0	22,535.0	22,325.0	22,525.0	15,280,965	107.27
2020-07-09	22,649.90	22,742.28	22,540.44	22,614.69	62,700.0	22,610.0	22,610.0	22,440.0	22,495.0	2,208,756	22,570.0	22,580.0	22,405.0	22,460.0	11,580,415	107.56
2020-07-08	22,341.27	22,734.11	22,325.75	22,714.44	58,000.0	22,690.0	22,790.0	22,615.0	22,700.0	2,328,105	22,635.0	22,740.0	22,190.0	22,660.0	15,468,416	107.37
2020-07-07	22,341.27	22,734.11	22,325.75	22,714.44	58,000.0	22,270.0	22,325.0	22,235.0	22,295.0	3,052	22,220.0	22,285.0	22,190.0	22,250.0	17,956	107.37
2020-07-06	22,182.68	22,267.51	22,072.11	22,145.96	73,600.0	22,160.0	22,470.0	22,105.0	22,325.0	2,510,463	22,115.0	22,420.0	22,060.0	22,285.0	14,958,646	107.53
2020-07-05	22,338.30	22,360.31	22,039.56	22,121.73	67,400.0	22,240.0	22,290.0	22,000.0	22,230.0	3,336,415	22,195.0	22,245.0	22,150.0	22,185.0	15,779,953	107.46
2020-07-04	22,335.10	22,448.30	22,273.38	22,288.14	74,200.0	22,385.0	22,450.0	22,200.0	22,355.0	2,728,821	22,335.0	22,400.0	22,150.0	22,305.0	14,758,065	107.96
2020-07-03	22,255.05	22,281.38	21,969.59	21,995.04	73,700.0	22,070.0	22,465.0	21,985.0	22,440.0	2,948,835	22,015.0	22,415.0	21,930.0	22,385.0	19,478,840	107.58
2020-07-02	22,182.68	22,267.51	22,072.11	22,145.96	73,600.0	22,135.0	22,305.0	22,120.0	22,285.0	10,158	22,090.0	22,250.0	22,060.0	22,235.0	55,479	107.53
2020-07-01	22,338.30	22,360.31	22,039.56	22,121.73	67,400.0	22,240.0	22,290.0	22,000.0	22,230.0	3,336,415	22,195.0	22,245.0	22,150.0	22,185.0	15,779,953	107.46
2020-06-30	22,335.10	22,448.30	22,273.38	22,288.14	74,200.0	22,385.0	22,450.0	22,200.0	22,355.0	2,728,821	22,335.0	22,400.0	22,150.0	22,305.0	14,758,065	107.96
2020-06-29	22,255.05	22,281.38	21,969.59	21,995.04	73,700.0	22,070.0	22,465.0	21,985.0	22,440.0	2,948,835	22,015.0	22,415.0	21,930.0	22,385.0	19,478,840	107.58
2020-06-28	22,182.68	22,267.51	22,072.11	22,145.96	73,600.0	22,135.0	22,305.0	22,120.0	22,285.0	10,158	22,090.0	22,250.0	22,060.0	22,235.0	55,479	107.53
2020-06-27	22,424.37	22,589.14	22,408.27	22,512.08	66,600.0	22,510.0	22,580.0	22,255.0	22,275.0	2,335,796	22,460.0	22,525.0	22,200.0	22,230.0	13,103,626	107.19
2020-06-26	22,287.87	22,423.41	22,165.14	22,259.79	80,800.0	22,305.0	22,545.0	22,065.0	22,495.0	4,441,281	22,240.0	22,490.0	22,010.0	22,440.0	19,914,222	107.18
2020-06-25	22,541.01	22,663.29	22,479.86	22,534.32	67,000.0	22,530.0	22,595.0	22,100.0	22,280.0	3,116,031	22,470.0	22,535.0	22,040.0	22,225.0	14,653,547	107.03
2020-06-24	22,636.06	22,693.89	22,257.14	22,549.05	62,700.0	22,635.0	22,825.0	22,540.0	22,590.0	5,279,008	22,575.0	22,765.0	22,475.0	22,530.0	21,293,499	106.49
2020-06-23	22,353.69	22,575.74	22,311.94	22,437.27	54,600.0	22,530.0	22,715.0	22,330.0	22,685.0	2,564,414	22,465.0	22,650.0	22,270.0	22,620.0	14,189,946	106.92
2020-06-22	22,353.69	22,575.74	22,311.94	22,437.27	54,600.0	22,265.0	22,375.0	22,170.0	22,360.0	30,897	22,195.0	22,310.0	22,110.0	22,285.0	121,693	107.37
2020-06-21	22,515.75	22,523.66	22,352.16	22,478.79	97,000.0	22,470.0	22,725.0	22,325.0	22,345.0	2,696,380	22,420.0	22,660.0	22,260.0	22,290.0	15,994,040	106.80
2020-06-20	22,363.88	22,432.25	22,125.35	22,355.46	65,200.0	22,390.0	22,545.0	22,250.0	22,530.0	3,167,245	22,330.0	22,485.0	22,185.0	22,465.0	21,252,402	106.96
2020-06-19	22,517.14	22,536.38	22,318.07	22,455.76	72,500.0	22,395.0	22,755.0	22,360.0	22,365.0	3,218,433	22,345.0	22,710.0	22,305.0	22,310.0	21,248,017	107.01
2020-06-18	21,912.29	22,624.14	21,899.48	22,582.21	100,100.0	22,395.0	22,630.0	22,210.0	22,475.0	4,312,148	22,305.0	22,560.0	22,160.0	22,380.0	33,819,547	107.32
2020-06-17	22,135.27	22,251.83	21,529.83	21,530.95	78,500.0	22,115.0	22,175.0	21,405.0	22,120.0	7,264,034	22,025.0	22,095.0	21,305.0	22,035.0	36,603,286	107.34
2020-06-16	22,082.12	22,350.30	21,786.93	22,305.48	120,500.0	22,065.0	22,140.0	21,800.0	22,135.0	19,769	21,980.0	22,050.0	21,705.0	22,045.0	75,507	107.37
2020-06-15	22,848.02	22,939.39	22,466.54	22,472.91	105,900.0	22,280.0	22,510.0	22,060.0	22,230.0	4,175,117	22,195.0	22,425.0	21,960.0	22,140.0	31,327,582	107.37
2020-06-14	22,939.00	22,900.30	22,900.30	23,124.95	75,600.0	22,605.0	22,660.0	21,635.0	21,960.0	4,804,035	22,610.0	22,660.0	21,560.0	21,895.0	34,532,424	106.82
2020-06-13	23,135.79	23,185.85	22,933.14	23,091.03	91,500.0	23,120.0	23,170.0	22,720.0	22,775.0	2,321,114	23,115.0	23,175.0	22,720.0	22,785.0	19,335,689	107.12
2020-06-12	23,121.98	23,178.10	23,028.62	23,178.10	108,500.0	23,150.0	23,240.0	22,965.0	23,170.0	3,891,695	23,150.0	23,235.0	22,965.0	23,165.0	20,048,280	108.42
2020-06-11	22,613.08	22,865.88	22,563.56	22,863.73	85,600.0	23,155.0	23,275.0	23,155.0	23,215.0	15,396	23,175.0	23,275.0	23,175.0	23,220.0	48,288	107.72
2020-06-10	22,885.14	22,907.92	22,501.81	22,695.74	92,000.0	22,800.0	23,310.0	22,760.0	23,190.0	4,774,490	22,790.0	23,305.0	22,750.0	23,165.0	22,451,967	109.66
2020-06-09	22,649.01	22,818.87	22,462.68	22,613.76	94,100.0	22,625.0	22,845.0	22,610.0	22,655.0	4,425,802	22,615.0	22,845.0	22,595.0	22,645.0	27,527,487	109.12
2020-06-08	22,175.52	22,401.79	22,118.40	22,325.61	77,900.0	22,570.0	23,000.0	22,475.0	22,960.0	4,027,074	22,560.0	22,990.0	22,465.0	22,950.0	31,637,392	108.91
2020-06-07	21,910.89	22,161.39	21,898.99	22,062.39	72,200.0	22,335.0	22,755.0	22,320.0	22,730.0	2,840,049	22,325.0	22,745.0	22,310.0	22,720.0	22,277,540	108.64
2020-06-06	21,807.63	21,955.44	21,710.80	21,877.89	153,200.0	22,065.0	22,245.0	21,920.0	22,150.0	2,686,581	22,055.0	22,240.0	21,915.0	22,145.0	23,255,204	107.66
2020-06-05	21,612.90	21,926.29	21,580.50	21,916.31	134,000.0	21,825.0	21,885.0	21,795.0	21,885.0	2,469	21,810.0	21,890.0	21,785.0	21,885.0	18,533	107.84
2020-06-04	21,249.31	21,475.68	21,142.72	21,419.23	112,000.0	21,865.0	22,045.0	21,665.0	22,045.0	4,472,968	21,850.0	22,040.0	21,660.0	22,030.0	27,361,867	107.84
2020-06-03	20,927.96	21,328.34	20,918.11	21,271.17	87,200.0	21,620.0	22,110.0	21,620.0	21,835.0	5,082,969	21,615.0	22,100.0	21,615.0	21,830.0	31,553,179	107.63
2020-06-02	20,927.96	21,328.34	20,918.11	21,271.17	87,200.0											

過去5日及び過去4週の4本値と各種ピボット

2020/07/20 ~ 2020/07/24

USD/JPY										Demark						Pivot					Fibonacci Zone							
当日のOHLCLから計算される翌日の										TD Range Projection		TD pivot points		StopLoss	Support		Pivot	Resistance		StopLoss	3-days AVG	Support Zone 2	Support Zone 1	BP	Resistance Zone 1	Resistance Zone 2		
日足	Open	High	Low	Close	値幅/日	引け形態	真の高値	真の安値	予想高値	予想安値	予想高値	予想安値	LBOP	S2	S1	PP	R1	R2	HBOP									
2020/07/20	107.09	107.52	107.02	107.25	50p	陽線引け	-	-	-	-	-	-	106.51	106.76	107.01	107.26	107.51	107.76	108.01			106.57 ~ 106.76	106.95 ~ 107.01	107.26	107.51	~ 107.57	107.76	~ 107.95
2020/07/21	107.25	107.37	106.69	106.79	68p	陰線引け	107.37	106.69	107.08	106.40	107.08	106.40	105.85	106.27	106.53	106.95	107.21	107.63	107.89			106.01 ~ 106.27	106.53 ~ 106.61	106.95	107.29	~ 107.37	107.63	~ 107.89
2020/07/22	106.79	107.29	106.72	107.15	57p	陽線引け	107.29	106.72	107.50	106.93	107.50	106.93	106.24	106.48	106.81	107.05	107.38	107.62	107.96	107.09	Bear	106.26 ~ 106.48	106.69 ~ 106.76	107.05	107.34	~ 107.40	107.62	~ 107.84
2020/07/23	107.14	107.23	106.71	106.85	52p	陰線引け	107.23	106.71	107.04	106.52	107.04	106.52	106.11	106.41	106.63	106.93	107.15	107.45	107.67	106.98	Bear	106.21 ~ 106.41	106.61 ~ 106.67	106.93	107.19	~ 107.25	107.45	~ 107.65
2020/07/24	106.85	106.89	105.68	105.97	120p	陰線引け	106.89	105.68	106.43	105.23	106.43	105.23	104.27	104.98	105.47	105.18	106.68	107.38	107.88	106.72	Bear	104.52 ~ 104.98	105.44 ~ 105.58	106.18	106.78	~ 106.92	107.38	~ 107.84
週足	Open	High	Low	Close	値幅/週	引け形態	真の高値	真の安値	予想高値	予想安値	予想高値	予想安値	LBOP	S2	S1	PP	R1	R2	HBOP									
2020/06/29 ~ 2020/07/03	107.14	108.16	107.05	107.48	112p	陽線引け	-	-	-	-	-	-	105.85	106.45	106.97	107.56	108.08	108.68	109.20			106.02 ~ 106.45	106.88 ~ 107.01	107.56	108.12	~ 108.25	108.68	~ 109.11
2020/07/06 ~ 2020/07/10	107.52	107.79	106.66	106.94	113p	陰線引け	107.79	106.94	107.37	106.52	107.37	106.23	105.34	106.00	106.47	107.13	107.60	108.26	108.73			105.57 ~ 106.00	106.43 ~ 106.56	107.13	107.70	~ 107.83	108.26	~ 108.69
2020/07/13 ~ 2020/07/17	106.93	107.43	106.67	106.94	76p	陽線引け	107.43	106.67	107.56	106.81	107.56	106.81	105.84	106.25	106.60	107.01	107.36	107.77	108.12	107.24	Bear	105.96 ~ 106.25	106.54 ~ 106.63	107.01	107.39	~ 107.48	107.77	~ 108.06
2020/07/20 ~ 2020/07/24	107.09	107.52	105.68	105.97	183p	陰線引け	107.52	105.68	106.74	104.91	106.74	104.91	103.43	104.56	105.26	106.39	107.10	108.22	108.93	106.84	Bear	103.86 ~ 104.56	105.26 ~ 105.47	106.39	107.31	~ 107.52	108.22	~ 108.92

EUR/JPY										Demark						Pivot					Fibonacci Zone							
当日のOHLCLから計算される翌日の										TD Range Projection		TD pivot points		StopLoss	Support		Pivot	Resistance		StopLoss	3-days AVG	Support Zone 2	Support Zone 1	BP	Resistance Zone 1	Resistance Zone 2		
日足	Open	High	Low	Close	値幅/日	引け形態	真の高値	真の安値	予想高値	予想安値	予想高値	予想安値	LBOP	S2	S1	PP	R1	R2	HBOP									
2020/07/20	122.28	122.97	122.26	122.74	72p	陽線引け	-	-	-	-	-	-	121.62	121.94	122.34	122.66	123.06	123.37	123.77			121.67 ~ 121.94	122.21 ~ 122.30	122.66	123.02	~ 123.10	123.37	~ 123.65
2020/07/21	122.74	123.19	122.46	123.16	73p	陽線引け	123.19	122.46	123.54	122.81	123.54	122.81	121.96	122.21	122.69	122.94	123.41	123.66	124.14			121.94 ~ 122.21	122.49 ~ 122.58	122.94	123.30	~ 123.39	123.66	~ 123.94
2020/07/22	123.16	124.28	123.05	124.00	123p	陽線引け	124.28	123.05	124.75	123.52	124.75	123.52	122.04	122.55	123.27	123.78	124.50	125.01	125.73	123.12	Bull	122.07 ~ 122.55	123.02 ~ 123.16	123.78	124.39	~ 124.54	125.01	~ 125.48
2020/07/23	124.00	124.27	123.71	123.90	56p	陰線引け	124.27	123.71	124.09	123.53	124.09	123.53	123.09	123.40	123.65	123.96	124.21	124.52	124.77	123.56	Bull	123.19 ~ 123.40	123.61 ~ 123.68	123.96	124.24	~ 124.31	124.52	~ 124.73
2020/07/24	123.94	123.97	122.85	123.37	112p	陰線引け	123.97	122.85	123.67	122.55	123.67	122.55	121.71	122.28	122.82	123.40	123.94	124.51	125.06	123.71	Bull	121.85 ~ 122.28	122.70 ~ 122.84	123.40	123.96	~ 124.09	124.51	~ 124.94
週足	Open	High	Low	Close	値幅/週	引け形態	真の高値	真の安値	予想高値	予想安値	予想高値	予想安値	LBOP	S2	S1	PP	R1	R2	HBOP									
2020/06/29 ~ 2020/07/03	120.23	121.48	120.22	120.86	126p	陽線引け	-	-	-	-	-	-	118.96	119.59	120.23	120.85	121.49	122.12	122.76			119.11 ~ 119.59	120.07 ~ 120.22	120.85	121.49	~ 121.64	122.12	~ 122.60
2020/07/06 ~ 2020/07/10	120.91	121.97	120.27	120.85	170p	陰線引け	121.97	120.27	121.41	119.66	121.41	119.71	118.39	119.33	120.09	121.03	121.79	122.73	123.48			118.68 ~ 119.33	119.98 ~ 120.18	121.03	121.88	~ 122.08	122.73	~ 123.38
2020/07/13 ~ 2020/07/17	120.87	122.58	120.82	122.32	176p	陽線引け	122.58	120.82	123.32	121.57	123.32	121.57	119.48	120.15	121.23	121.90	122.99	123.66	124.74	121.26	Bull	119.48 ~ 120.15	120.82 ~ 121.03	121.90	122.78	~ 122.99	123.66	~ 124.33
2020/07/20 ~ 2020/07/24	122.28	124.28	122.26	123.37	202p	陽線引け	124.28	122.26	124.84	122.82	124.84	122.82	120.30	121.28	122.33	123.30	124.35	125.33	126.37	122.08	Bull	120.51 ~ 121.28	122.05 ~ 122.29	123.30	124.32	~ 124.55	125.33	~ 126.10

EUR/USD										Demark						Pivot					Fibonacci Zone							
当日のOHLCLから計算される翌日の										TD Range Projection		TD pivot points		StopLoss	Support		Pivot	Resistance		StopLoss	3-days AVG	Support Zone 2	Support Zone 1	BP	Resistance Zone 1	Resistance Zone 2		
日足	Open	High	Low	Close	値幅/日	引け形態	真の高値	真の安値	予想高値	予想安値	予想高値	予想安値	LBOP	S2	S1	PP	R1	R2	HBOP									
2020/07/20	1.1419	1.1468	1.1403	1.1444	65p	陽線引け	-	-	-	-	-	-	1.1343	1.1373	1.1408	1.1438	1.1474	1.1503	1.1539			1.1348 ~ 1.1373	1.1398 ~ 1.1406	1.1438	1.1471	~ 1.1478	1.1503	~ 1.1528
2020/07/21	1.1444	1.1540	1.1424	1.1533	116p	陽線引け	1.1540	1.1424	1.1594	1.1478	1.1594	1.1478	1.1342	1.1383	1.1458	1.1499	1.1574	1.1615	1.1690			1.1339 ~ 1.1383	1.1427 ~ 1.1441	1.1499	1.1557	~ 1.1571	1.1615	~ 1.1659
2020/07/22	1.1533	1.1600	1.1507	1.1573	93p	陽線引け	1.1600	1.1507	1.1633	1.1540	1.1633	1.1540	1.1427	1.1467	1.1520	1.1560	1.1613	1.1653	1.1706	1.1499	Bull	1.1432 ~ 1.1467	1.1503 ~ 1.1514	1.1560	1.1607	~ 1.1618	1.1653	~ 1.1688
2020/07/23	1.1574	1.1627	1.1540	1.1596	86p	陽線引け	1.1627	1.1540	1.1654	1.1568	1.1654	1.1568	1.1462	1.1501	1.1549	1.1588	1.1635	1.1674	1.1721	1.1549	Bull	1.1468 ~ 1.1501	1.1534 ~ 1.1544	1.1588	1.1631	~ 1.1641	1.1674	~ 1.1707
2020/07/24	1.1596	1.1648	1.1581	1.1642	67p	陽線引け	1.1648	1.1581	1.1678	1.1612	1.1678	1.1612	1.1533	1.1557	1.1600	1.1624	1.1666	1.1690	1.1733	1.1591	Bull	1.1532 ~ 1.1557	1.1583 ~ 1.1591	1.1624	1.1657	~ 1.1665	1.1690	~ 1.1716
週足	Open	High	Low	Close	値幅/週	引け形態	真の高値	真の安値	予想高値	予想安値	予想高値	予想安値	LBOP	S2	S1	PP	R1	R2	HBOP									
2020/06/29 ~ 2020/07/03	1.1222	1.1302	1.1186	1.1245	117p	陽線引け	-	-	-	-	-	-	1.1069	1.1127	1.1186	1.1244	1.1303	1.1361	1.1420			1.1083 ~ 1.1127	1.1172 ~ 1.1186	1.1244	1.1303	~ 1.1316	1.1361	~ 1.1406
2020/07/06 ~ 2020/07/10	1.1245	1.1370	1.1243	1.1300	128p	陰線引け	1.1370	1.1243	1.1428	1.1243	1.1399	1.1271	1.1111	1.1177	1.1238	1.1304	1.1366	1.1432	1.1494			1.1128 ~ 1.1177	1.1226 ~ 1.1241	1.1304	1.1368	~ 1.1383	1.1432	~ 1.1481
2020/07/13 ~ 2020/07/17	1.1304	1.1452	1.1301	1.1437	151p	陽線引け	1.1452	1.1301	1.1520	1.1369	1.1520	1.1369	1.1191	1.1246	1.1342	1.1397	1.1492	1.1547	1.1643	1.1315	Bull	1.1189 ~ 1.1246	1.1304 ~ 1.1321	1.1397	1.1472	~ 1.1490	1.1547	~ 1.1605
2020/07/20 ~ 2020/07/24	1.1419	1.1648	1.1403	1.1642	245p	陽線引け	1.1648	1.1403	1.1768	1.1522	1.1768	1.1522	1.1235	1.1319	1.1481	1.1564	1.1726	1.1810	1.1971	1.1422	Bull	1.1225 ~ 1.1319	1.1413 ~ 1.1442	1.1564	1.1687	~ 1.1716	1.1810	~ 1.1903

GBP/JPY										Demark						Pivot					Fibonacci Zone					
当日のOHLCLから計算される翌日の										TD Range Projection		TD pivot points		StopLoss	Support		Pivot	Resistance		StopLoss	3-days AVG	Support Zone 2	Support Zone 1	BP	Resistance Zone 1	Resistance Zone 2
日足	Open	High	Low	Close	値幅/日	引け形態																				

IMM扱い8通貨/ダウ/日経/金/オイル/主要クロス円の過去5日及び過去5週の4本値

AUDUSD					CADUSD					CHFUSD				
Date	Open	High	Low	Close	Date	Open	High	Low	Close	Date	Open	High	Low	Close
2020/07/24	0.7096	0.7125	0.7064	0.7097	2020/07/24	0.7458	0.7475	0.7438	0.7452	2020/07/24	1.0805	1.0851	1.0798	1.0838
2020/07/23	0.7139	0.7161	0.7091	0.7096	2020/07/23	0.7455	0.7490	0.7448	0.7459	2020/07/23	1.0761	1.0816	1.0754	1.0805
2020/07/22	0.7133	0.7182	0.7113	0.7138	2020/07/22	0.7431	0.7463	0.7417	0.7454	2020/07/22	1.0721	1.0768	1.0693	1.0760
2020/07/21	0.7015	0.7147	0.7015	0.7133	2020/07/21	0.7388	0.7449	0.7388	0.7431	2020/07/21	1.0645	1.0728	1.0641	1.0720
2020/07/20	0.6990	0.7019	0.6973	0.7017	2020/07/20	0.7360	0.7393	0.7353	0.7388	2020/07/20	1.0639	1.0668	1.0627	1.0645

CNYUSD					EURUSD					GBPUSD				
Date	Open	High	Low	Close	Date	Open	High	Low	Close	Date	Open	High	Low	Close
2020/07/24	0.1427	0.1428	0.1423	0.1424	2020/07/24	1.1596	1.1648	1.1581	1.1642	2020/07/24	1.2736	1.2804	1.2718	1.2787
2020/07/23	0.1426	0.1430	0.1426	0.1428	2020/07/23	1.1574	1.1627	1.1540	1.1596	2020/07/23	1.2731	1.2760	1.2673	1.2736
2020/07/22	0.1435	0.1436	0.1426	0.1428	2020/07/22	1.1533	1.1600	1.1507	1.1573	2020/07/22	1.2723	1.2744	1.2644	1.2731
2020/07/21	0.1432	0.1432	0.1430	0.1431	2020/07/21	1.1444	1.1540	1.1424	1.1533	2020/07/21	1.2658	1.2768	1.2651	1.2723
2020/07/20	0.1431	0.1432	0.1429	0.1431	2020/07/20	1.1419	1.1468	1.1403	1.1444	2020/07/20	1.2561	1.2665	1.2519	1.2656

JPYUSD					MXNUSD					NZDUSD				
Date	Open	High	Low	Close	Date	Open	High	Low	Close	Date	Open	High	Low	Close
2020/07/24	0.9356	0.9462	0.9356	0.9437	2020/07/24	4.4480	4.4951	4.4215	4.4850	2020/07/24	0.6633	0.6654	0.6615	0.6638
2020/07/23	0.9333	0.9371	0.9326	0.9359	2020/07/23	4.4712	4.4919	4.4350	4.4480	2020/07/23	0.6659	0.6690	0.6626	0.6633
2020/07/22	0.9364	0.9371	0.9321	0.9333	2020/07/22	4.4791	4.5051	4.4597	4.4712	2020/07/22	0.6642	0.6689	0.6633	0.6658
2020/07/21	0.9324	0.9373	0.9314	0.9364	2020/07/21	4.4455	4.4897	4.4429	4.4791	2020/07/21	0.6575	0.6650	0.6559	0.6642
2020/07/20	0.9338	0.9344	0.9301	0.9324	2020/07/20	4.4353	4.4516	4.4045	4.4454	2020/07/20	0.6548	0.6579	0.6539	0.6575

Nikkei 225 -Japan (NIX)						
Date	Open	High	Low	Close	(ドル建て終値)	出来高
2020/07/24	--non--	--non--	--non--	--non--	--non--	0
2020/07/23	--non--	--non--	--non--	--non--	--non--	0
2020/07/22	22791.75	22855.31	22732.93	22751.61	212.34	1083307400
2020/07/21	22789.38	22925.57	22789.35	22884.22	214.28	685610200
2020/07/20	22772.07	22786.86	22580.39	22717.48	211.81	500419400
週4本値	22772.07	22925.57	22580.39	--non--	--non--	(N225銘柄計)【東証一部全体計】

XAUUSD					
Date	Open	High	Low	Close	出来高
2020/07/24	1887.39	1906.68	1881.11	1902.59	
2020/07/23	1872.59	1898.44	1863.81	1887.18	
2020/07/22	1841.55	1872.97	1840.80	1872.97	
2020/07/21	1818.24	1843.52	1815.93	1841.77	
2020/07/20	1809.11	1820.55	1805.93	1817.83	
週4本値	1809.11	1906.68	1805.93	1902.59	

Dow Jones Industrial - USA (DJIA)					
Date	Open	High	Low	Close	出来高
2020/07/24	26533.41	26625.70	26402.86	26469.89	494170000
2020/07/23	26955.97	26973.85	26560.04	26652.33	419800000
2020/07/22	26824.56	27035.24	26794.19	27005.84	404340000
2020/07/21	26833.14	27025.38	26766.22	26840.40	364930000
2020/07/20	26660.29	26765.02	26504.20	26680.87	309390000
週4本値	26660.29	27035.24	26402.86	26469.89	

Historical Data by **Stooq**
 Arrangement by **FX_勝てば官軍?**

Crude Light Oil						
Date	Open	High	Low	Close	出来高	
2020/07/24	41.06	41.67	40.66	41.29	643390	
2020/07/23	41.95	42.36	40.83	41.07	734121	
2020/07/22	41.54	42.03	41.14	41.90	577772	
2020/07/21	40.80	42.51	40.75	41.92	787271	
2020/07/20	40.77	41.02	39.97	40.92	580416	
週4本値	40.77	42.51	39.97	41.29		

USDJPY					EURJPY					GBPJPY				
日付	始値	高値	安値	終値	日付	始値	高値	安値	終値	日付	始値	高値	安値	終値
2020/07/24	106.85	106.89	105.68	105.97	2020/07/24	123.94	123.97	122.85	123.37	2020/07/24	136.13	136.16	135.00	135.51
2020/07/23	107.14	107.23	106.71	106.85	2020/07/23	124.00	124.27	123.71	123.90	2020/07/23	136.40	136.63	135.85	136.08
2020/07/22	106.79	107.29	106.72	107.15	2020/07/22	123.16	124.28	123.05	124.00	2020/07/22	135.87	136.62	135.29	136.40
2020/07/21	107.25	107.37	106.69	106.79	2020/07/21	122.74	123.19	122.46	123.16	2020/07/21	135.76	136.44	135.71	135.87
2020/07/20	107.09	107.52	107.02	107.25	2020/07/20	122.28	122.97	122.26	122.74	2020/07/20	134.51	135.91	134.35	135.74

USDJPY Weekly					EURJPY Weekly					GBPJPY Weekly				
日付	始値	高値	安値	終値	日付	始値	高値	安値	終値	日付	始値	高値	安値	終値
2020/07/24	107.09	107.52	105.68	105.97	2020/07/24	122.28	124.28	122.26	123.37	2020/07/24	134.51	136.63	134.35	135.51
2020/07/17	106.93	107.43	106.67	106.94	2020/07/17	120.87	122.58	120.82	122.32	2020/07/17	135.01	135.49	133.99	134.46
2020/07/10	107.52	107.79	106.66	106.94	2020/07/10	120.91	121.97	120.27	120.85	2020/07/10	134.11	135.92	134.03	135.04
2020/07/03	107.14	108.16	107.05	107.48	2020/07/03	120.23	121.48	120.22	120.86	2020/07/03	132.18	134.71	131.97	134.14
2020/06/26	106.80	107.45	106.08	107.19	2020/06/26	119.44	121.10	119.31	120.36	2020/06/26	131.96	133.99	131.77	132.31

先週のIMM取り扱い対ドル8通貨チャート

※ 赤点線は週最高値/青天線は週最低値、BB中心線はSMA21

2020/07/20 ~ 2020/07/24

Chart by OANDA Japan MetaTrader4



Pivot Maker Ver 3.0 by FX_勝てば官軍?

<http://fx.najirane.com>