

JAPANESE YEN - CHICAGO MERCANTILE EXCHANGE

Code-097741

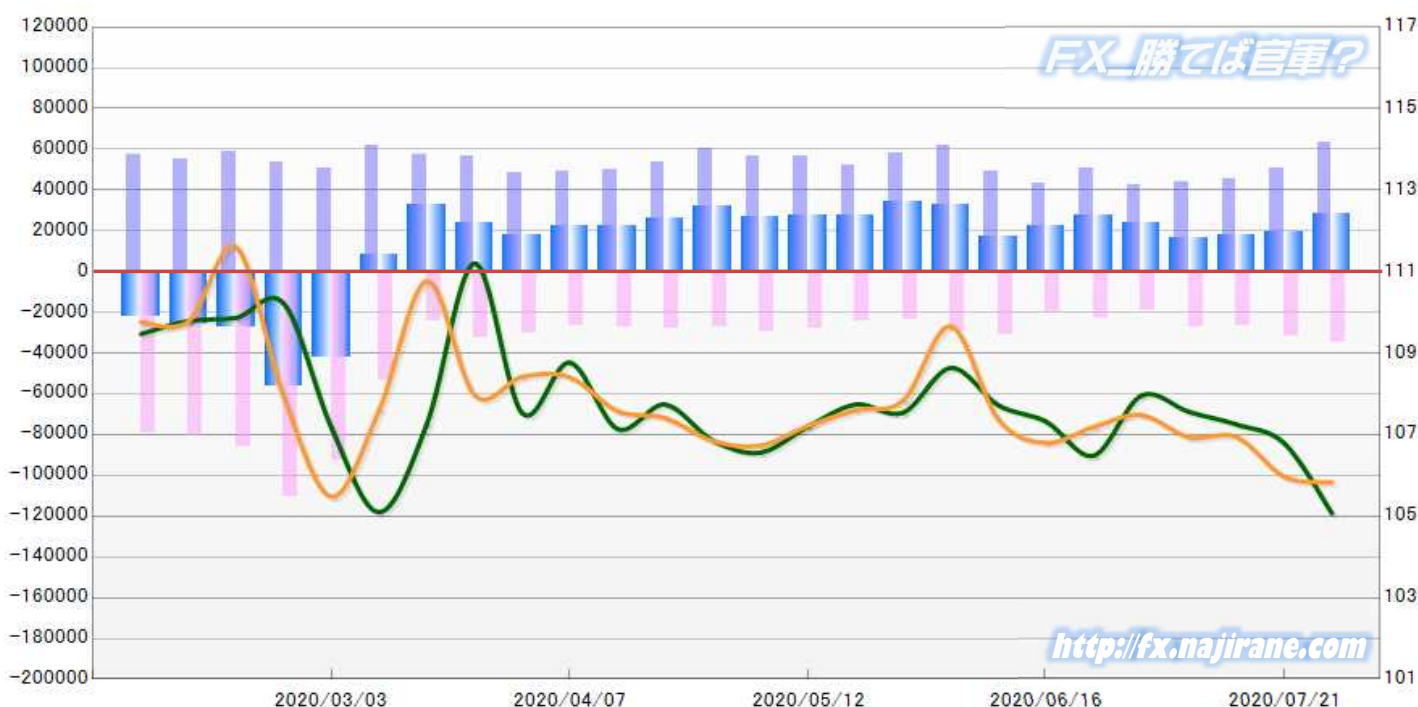
2020/02/04 ~ 2020/07/28

2020/07/31 NYクローズ時公表値

Report_Date	Non Commercial Positions												火曜日 引け値	金曜日 引け値
	Long	増減	増減(%)	Short	増減	増減(%)	売り越し	増減	増減(%)	売買計	増減	増減(%)		
2020/07/28	62924	12070	23.7%	34417	2870	9.1%	-28507	9200	47.7%	97341	14940	18.1%	105.07	105.83
2020/07/21	50854	5743	12.7%	31547	4762	17.8%	-19307	981	5.4%	82401	10505	14.6%	106.79	105.97
2020/07/14	45111	1068	2.4%	26785	-446	-1.6%	-18326	1514	9.0%	71896	622	0.9%	107.25	106.94
2020/07/07	44043	1288	3.0%	27231	8337	44.1%	-16812	-7049	-29.5%	71274	9625	15.6%	107.56	106.94
2020/06/30	42755	-7735	-15.3%	18894	-4138	-18.0%	-23861	-3597	-13.1%	61649	-11873	-16.1%	107.96	107.48
2020/06/23	50490	7364	17.1%	23032	2016	9.6%	-27458	5348	24.2%	73522	9380	14.6%	106.49	107.19
2020/06/16	43126	-5736	-11.7%	21016	-10384	-33.1%	-22110	4648	26.6%	64142	-16120	-20.1%	107.32	106.80
2020/06/09	48862	-13096	-21.1%	31400	2021	6.9%	-17462	-15117	-46.4%	80262	-11075	-12.1%	107.72	107.37
2020/06/02	61958	4085	7.1%	29379	6113	26.3%	-32579	-2028	-5.9%	91337	10198	12.6%	108.64	109.66
2020/05/26	57873	5835	11.2%	23266	-1302	-5.3%	-34607	7137	26.0%	81139	4533	5.9%	107.54	107.84
2020/05/19	52038	-4269	-7.6%	24568	-3802	-13.4%	-27470	-467	-1.7%	76606	-8071	-9.5%	107.74	107.60
2020/05/12	56307	-327	-0.6%	28370	-1050	-3.6%	-27937	723	2.7%	84677	-1377	-1.6%	107.20	107.22
2020/05/05	56634	-3328	-5.6%	29420	1784	6.5%	-27214	-5112	-15.8%	86054	-1544	-1.8%	106.56	106.73
2020/04/28	59962	6232	11.6%	27636	-68	-0.2%	-32326	6300	24.2%	87598	6164	7.6%	106.86	106.85
2020/04/21	53730	3867	7.8%	27704	484	1.8%	-26026	3383	14.9%	81434	4351	5.6%	107.74	107.41
2020/04/14	49863	614	1.2%	27220	381	1.4%	-22643	233	1.0%	77083	995	1.3%	107.14	107.58
2020/04/07	49249	805	1.7%	26839	-3323	-11.0%	-22410	4128	22.6%	76088	-2518	-3.2%	108.77	108.41
2020/03/31	48444	-8084	-14.3%	30162	-2503	-7.7%	-18282	-5581	-23.4%	78606	-10587	-11.9%	107.53	108.42
2020/03/24	56528	-758	-1.3%	32665	8314	34.1%	-23863	-9072	-27.5%	89193	7556	9.3%	111.20	107.97
2020/03/17	57286	-4446	-7.2%	24351	-29224	-54.5%	-32935	24778	303.8%	81637	-33670	-29.2%	107.26	110.77
2020/03/10	61732	11134	22.0%	53575	-39347	-42.3%	-8157	-50481	-119.3%	115307	-28213	-19.7%	105.10	107.61
2020/03/03	50598	-3257	-6.0%	92922	-17322	-15.7%	42324	-14065	-24.9%	143520	-20579	-12.5%	107.16	105.48
2020/02/25	53855	-4750	-8.1%	110244	24418	28.5%	56389	29168	107.2%	164099	19668	13.6%	110.21	107.91
2020/02/18	58605	3800	6.9%	85826	4833	6.0%	27221	1033	3.9%	144431	8633	6.4%	109.87	111.60
2020/02/11	54805	-2867	-5.0%	80993	1423	1.8%	26188	4290	19.6%	135798	-1444	-1.1%	109.79	109.78
2020/02/04	57672			79570			21898			137242			109.47	109.76

JAPANESE YEN - CHICAGO MERCANTILE EXCHANGE
FUTURES ONLY POSITIONS

— 金曜終値 — 火曜終値 — Short枚数 — Long枚数 ■ 売り越し or 買い越し枚数



EURO FX - CHICAGO MERCANTILE EXCHANGE

Code-099741

2020/02/04 ~ 2020/07/28

2020/07/31 NYクローズ時公表値

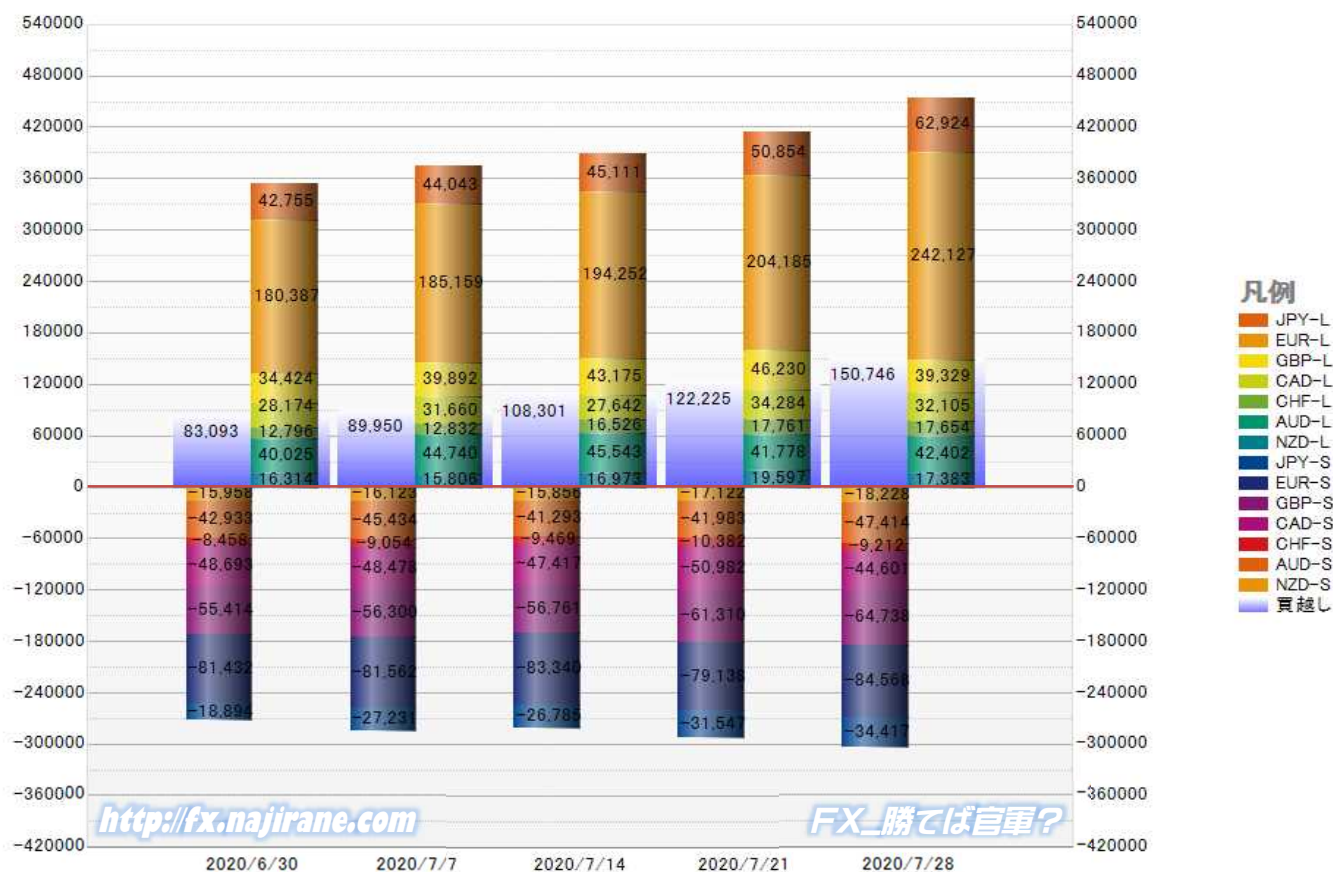
Report_Date	Non Commercial Positions												火曜日 引け値	金曜日 引け値
	Long	増減			Short	増減			売り越し	増減				
2020/07/28	242127	37942	18.6%	84568	5430	6.9%	-157559	32512	26.0%	326695	43372	15.3%	1.1721	1.1782
2020/07/21	204185	9933	5.1%	79138	-4202	-5.0%	-125047	14135	12.7%	283323	5731	2.1%	1.1533	1.1642
2020/07/14	194252	9093	4.9%	83340	1778	2.2%	-110912	7315	7.1%	277592	10871	4.1%	1.1402	1.1437
2020/07/07	185159	4772	2.6%	81562	130	0.2%	-103597	4642	4.7%	266721	4902	1.9%	1.1274	1.1300
2020/06/30	180387	-10429	-5.5%	81432	9064	12.5%	-98955	-19493	-16.5%	261819	-1365	-0.5%	1.1232	1.1245
2020/06/23	190816	3696	2.0%	72368	2380	3.4%	-118448	1316	1.1%	263184	6076	2.4%	1.1309	1.1228
2020/06/16	187120	2451	1.3%	69988	-19032	-21.4%	-117132	21483	22.5%	257108	-16581	-6.1%	1.1262	1.1187
2020/06/09	184669	10257	5.9%	89020	-4152	-4.5%	-95649	14409	17.7%	273689	6105	2.3%	1.1338	1.1255
2020/06/02	174412	-622	-0.4%	93172	-6640	-6.7%	-81240	6018	8.0%	267584	-7262	-2.6%	1.1170	1.1290
2020/05/26	175034	7278	4.3%	99812	4618	4.9%	-75222	2660	3.7%	274846	11896	4.5%	1.0977	1.1102
2020/05/19	167756	-4224	-2.5%	95194	1354	1.4%	-72562	-5578	-7.1%	262950	-2870	-1.1%	1.0921	1.0903
2020/05/12	171980	2708	1.6%	93840	867	0.9%	-78140	1841	2.4%	265820	3575	1.4%	1.0847	1.0818
2020/05/05	169272	2008	1.2%	92973	5390	6.2%	-76299	-3382	-4.2%	262245	7398	2.9%	1.0842	1.0836
2020/04/28	167264	-3114	-1.8%	87583	4423	5.3%	-79681	-7537	-8.6%	254847	1309	0.5%	1.0822	1.0980
2020/04/21	170378	5300	3.2%	83160	4699	6.0%	-87218	601	0.7%	253538	9999	4.1%	1.0858	1.0810
2020/04/14	165078	3893	2.4%	78461	-3100	-3.8%	-86617	6993	8.8%	243539	793	0.3%	1.0981	1.0868
2020/04/07	161185	6138	4.0%	81561	761	0.9%	-79624	5377	7.2%	242746	6899	2.9%	1.0891	1.0940
2020/03/31	155047	2687	1.8%	80800	-10270	-11.3%	-74247	12957	21.1%	235847	-7583	-3.1%	1.1030	1.0811
2020/03/24	152360	5227	3.6%	91070	-23568	-20.6%	-61290	28795	88.6%	243430	-18341	-7.0%	1.0812	1.1141
2020/03/17	147133	-6687	-4.3%	114638	-51849	-31.1%	-32495	-45162	-356.5%	261771	-58536	####	1.1016	1.0699
2020/03/10	153820	1916	1.3%	166487	-72120	-30.2%	12667	-74036	-85.4%	320307	-70204	####	1.1309	1.1107
2020/03/03	151904	-5683	-3.6%	238607	-33001	-12.2%	86703	-27318	-24.0%	390511	-38684	-9.0%	1.1171	1.1307
2020/02/25	157587	-12999	-7.6%	271608	9515	3.6%	114021	22514	24.6%	429195	-3484	-0.8%	1.0881	1.1040
2020/02/18	170586	1111	0.7%	262093	6949	2.7%	91507	5838	6.8%	432679	8060	1.9%	1.0795	1.0849
2020/02/11	169475	2550	1.5%	255144	13139	5.4%	85669	10589	14.1%	424619	15689	3.8%	1.0919	1.0837
2020/02/04	166925			242005			75080			408930			1.1045	1.0948

EURO FX - CHICAGO MERCANTILE EXCHANGE
FUTURES ONLY POSITIONS



	2020/06/30			2020/07/07			2020/07/14			2020/07/21			2020/07/28		
	Long	Short	売り越し	Long	Short	売り越し	Long	Short	売り越し	Long	Short	売り越し	Long	Short	売り越し
JPY	42755	18894	-23861	44043	27231	-16812	45111	26785	-18326	50854	31547	-19307	62924	34417	-28507
	前週比 枚数増減 (枚)			1288	8337	-7049	1068	-446	1514	5743	4762	981	12070	2870	9200
	前週比 枚数増減 (%)			3.0%	44.1%	-29.5%	2.4%	-1.6%	9.0%	12.7%	17.8%	5.4%	23.7%	9.1%	47.7%
EUR	180387	81432	-98955	185159	81562	-103597	194252	83340	-110912	204185	79138	-125047	242127	84568	-157559
	前週比 枚数増減 (枚)			4772	130	4642	9093	1778	7315	9933	-4202	14135	37942	5430	32512
	前週比 枚数増減 (%)			2.6%	0.2%	4.7%	4.9%	2.2%	7.1%	5.1%	-5.0%	12.7%	18.6%	6.9%	26.0%
GBP	34424	55414	20990	39892	56300	16408	43175	56761	13586	46230	61310	15080	39329	64738	25409
	前週比 枚数増減 (枚)			5468	886	-4582	3283	461	-2822	3055	4549	1494	-6901	3428	10329
	前週比 枚数増減 (%)			15.9%	1.6%	-21.8%	8.2%	0.8%	-17.2%	7.1%	8.0%	11.0%	-14.9%	5.6%	68.5%
AUD	40025	42933	2908	44740	45434	694	45543	41293	-4250	41778	41983	205	42402	47414	5012
	前週比 枚数増減 (枚)			4715	2501	-2214	803	-4141	4944	-3765	690	4455	624	5431	4807
	前週比 枚数増減 (%)			11.8%	5.8%	-76.1%	1.8%	-9.1%	712.4%	-8.3%	1.7%	104.8%	1.5%	12.9%	2344.9%
CAD	28174	48693	20519	31660	48478	16818	27642	47417	19775	34284	50982	16698	32105	44601	12496
	前週比 枚数増減 (枚)			3486	-215	-3701	-4018	-1061	2957	6642	3565	-3077	-2179	-6381	-4202
	前週比 枚数増減 (%)			12.4%	-0.4%	-18.0%	-12.7%	-2.2%	17.6%	24.0%	7.5%	-15.6%	-6.4%	-12.5%	-25.2%
CHF	12796	8458	-4338	12832	9054	-3778	16526	9469	-7057	17761	10382	-7379	17654	9212	-8442
	前週比 枚数増減 (枚)			36	596	-560	3694	415	3279	1235	913	322	-107	-1170	1063
	前週比 枚数増減 (%)			0.3%	7.0%	-12.9%	28.8%	4.6%	86.8%	7.5%	9.6%	4.6%	-0.6%	-11.3%	14.4%
NZD	16314	15958	-356	15806	16123	317	16973	15856	-1117	19597	17122	-2475	17383	18228	845
	前週比 枚数増減 (枚)			-508	165	673	1167	-267	1434	2624	1266	1358	-2214	1106	3320
	前週比 枚数増減 (%)			-3.1%	1.0%	189.0%	7.4%	-1.7%	452.4%	15.5%	8.0%	121.6%	-11.3%	6.5%	134.1%
MXN	55795	34839	-20956	50848	35868	-14980	48737	36866	-11871	49461	39613	-9848	51851	40987	-10864
	前週比 枚数増減 (枚)			-4947	1029	-5976	-2111	998	-3109	724	2747	-2023	2390	1374	1016
	前週比 枚数増減 (%)			-8.9%	3.0%	-28.5%	-4.2%	2.8%	-20.8%	1.5%	7.5%	-17.0%	4.8%	3.5%	10.3%
Total All 8	410670	306621	-104049	424980	320050	-104930	437959	317787	-120172	464150	332077	-132073	505775	344165	-161610
	前週比 枚数増減 (枚)			14310	13429	881	12979	-2263	15242	26191	14290	11901	41625	12088	29537
	前週比 枚数増減 (%)			3.5%	4.4%	0.8%	3.1%	-0.7%	14.5%	6.0%	4.5%	9.9%	9.0%	3.6%	22.4%
Total 7 (MXN除く)	354875	271782	-83093	374132	284182	-89950	389222	280921	-108301	414689	292464	-122225	453924	303178	-150746
	前週比 枚数増減 (枚)			19257	12400	6857	15090	-3261	18351	25467	11543	13924	39235	10714	28521
	前週比 枚数増減 (%)			5.4%	4.6%	8.3%	4.0%	-1.1%	20.4%	6.5%	4.1%	12.9%	9.5%	3.7%	23.3%

直近5週 CFTC IMM主要7通貨の構成

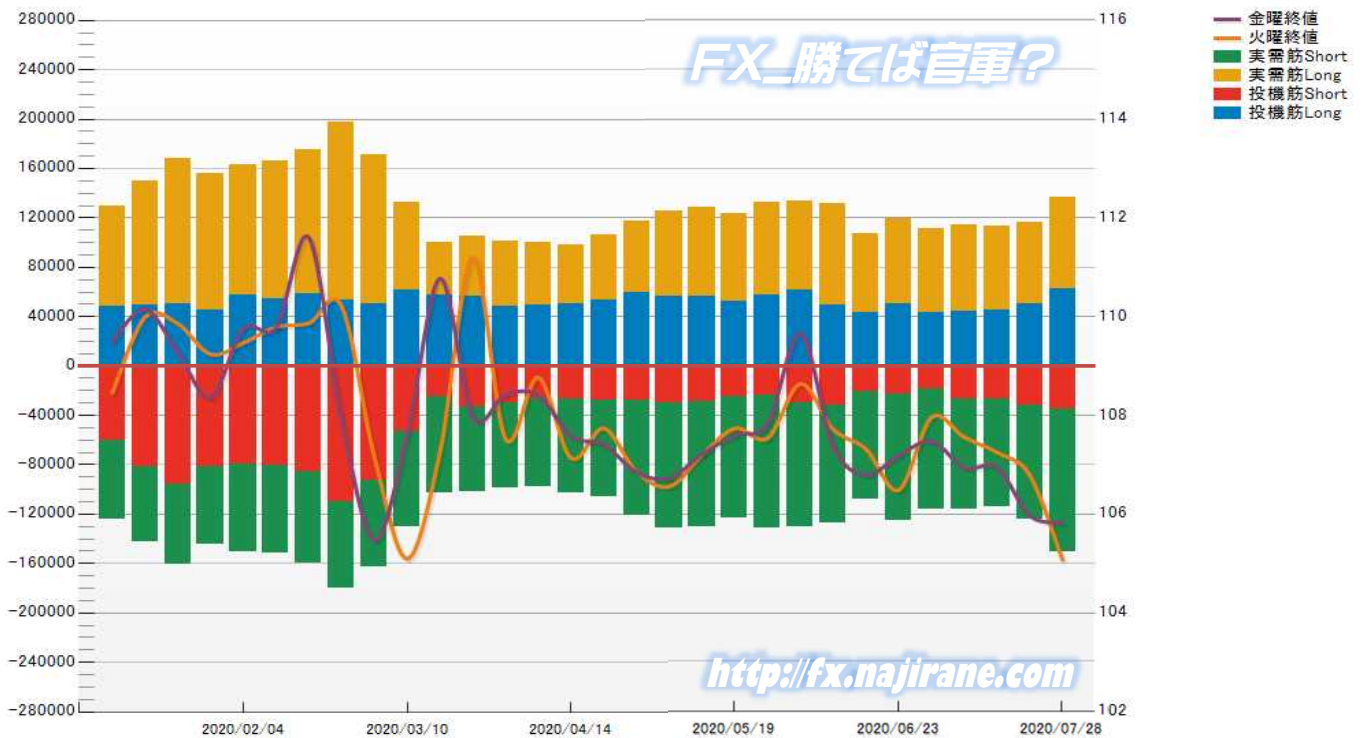


**JAPANESE YEN - CHICAGO MERCANTILE EXCHANGE
FUTURES ONLY POSITIONS**

Code-097741
2020/07/31 公表値

Date	投機筋集計				実需筋集計				投機筋+実需筋合計				ドル円終値	
	円買い	円売り	売り越し	売買計	円買い	円売り	売り越し	売買計	円買い	円売り	売り越し	売買計	火曜締め	金曜締め
2020/07/28	62924	34417	-28507	97341	73649	115708	42059	189357	136573	150125	13552	286698	105.07	105.83
2020/07/21	50854	31547	-19307	82401	65447	92194	26747	157641	116301	123741	7440	240042	106.79	105.97
2020/07/14	45111	26785	-18326	71896	67691	87431	19740	155122	112802	114216	1414	227018	107.25	106.94
2020/07/07	44043	27231	-16812	71274	70580	88421	17841	159001	114623	115652	1029	230275	107.56	106.94
2020/06/30	42755	18894	-23861	61649	68918	97342	28424	166260	111673	116236	4563	227909	107.96	107.48
2020/06/23	50490	23032	-27458	73522	68487	102372	33885	170859	118977	125404	6427	244381	106.49	107.19
2020/06/16	43126	21016	-22110	64142	64304	86449	22145	150753	107430	107465	35	214895	107.32	106.80
2020/06/09	48862	31400	-17462	80262	82366	95668	13302	178034	131228	127068	-4160	258296	107.72	107.37
2020/06/02	61958	29379	-32579	91337	72106	100594	28488	172700	134064	129973	-4091	264037	108.64	109.66
2020/05/26	57873	23266	-34607	81139	74238	108460	34222	182698	132111	131726	-385	263837	107.54	107.84
2020/05/19	52038	24568	-27470	76606	71027	98736	27709	169763	123065	123304	239	246369	107.74	107.60
2020/05/12	56307	28370	-27937	84677	72360	101599	29239	173959	128667	129969	1302	258636	107.20	107.22
2020/05/05	56634	29420	-27214	86054	68783	101620	32837	170403	125417	131040	5623	256457	106.56	106.73
2020/04/28	59962	27636	-32326	87598	56947	93684	36737	150631	116909	121320	4411	238229	106.86	106.85
2020/04/21	53730	27704	-26026	81434	52383	78188	25805	130571	106113	105892	-221	212005	107.74	107.41
2020/04/14	49863	27220	-22643	77083	48656	75435	26779	124091	98519	102655	4136	201174	107.14	107.58
2020/04/07	49249	26839	-22410	76088	51300	70904	19604	122204	100549	97743	-2806	198292	108.77	108.41
2020/03/31	48444	30162	-18282	78606	53154	68221	15067	121375	101598	98383	-3215	199981	107.53	108.42
2020/03/24	56528	32665	-23863	89193	48777	69252	20475	118029	105305	101917	-3388	207222	111.20	107.97
2020/03/17	57286	24351	-32935	81637	42873	78049	35176	120922	100159	102400	2241	202559	107.26	110.77
2020/03/10	61732	53575	-8157	115307	70545	76931	6386	147476	132277	130506	-1771	262783	105.10	107.61
2020/03/03	50598	92922	42324	143520	120130	70043	-50087	190173	170728	162965	-7763	333693	107.16	105.48
2020/02/25	53855	110244	56389	164099	144064	69816	-74248	213880	197919	180060	-17859	377979	110.21	107.91
2020/02/18	58605	85826	27221	144431	116686	73909	-42777	190595	175291	159735	-15556	335026	109.87	111.60
2020/02/11	54805	80993	26188	135798	111167	70770	-40397	181937	165972	151763	-14209	317735	109.79	109.78
2020/02/04	57672	79570	21898	137242	105438	71114	-34324	176552	163110	150684	-12426	313794	109.47	109.76
2020/01/28	45676	81701	36025	127377	110412	63226	-47186	173638	156088	144927	-11161	301015	109.24	108.36
2020/01/21	50596	95297	44701	145893	117694	65587	-52107	183281	168290	160884	-7406	329174	109.86	109.28
2020/01/14	49720	81150	31430	130870	100226	61710	-38516	161936	149946	142860	-7086	292806	109.99	110.15
2020/01/07	47846	60094	12248	107940	82055	64595	-17460	146650	129901	124689	-5212	254590	108.46	109.50

**JAPANESE YEN - CHICAGO MERCANTILE EXCHANGE
FUTURES ONLY POSITIONS Code-097741**

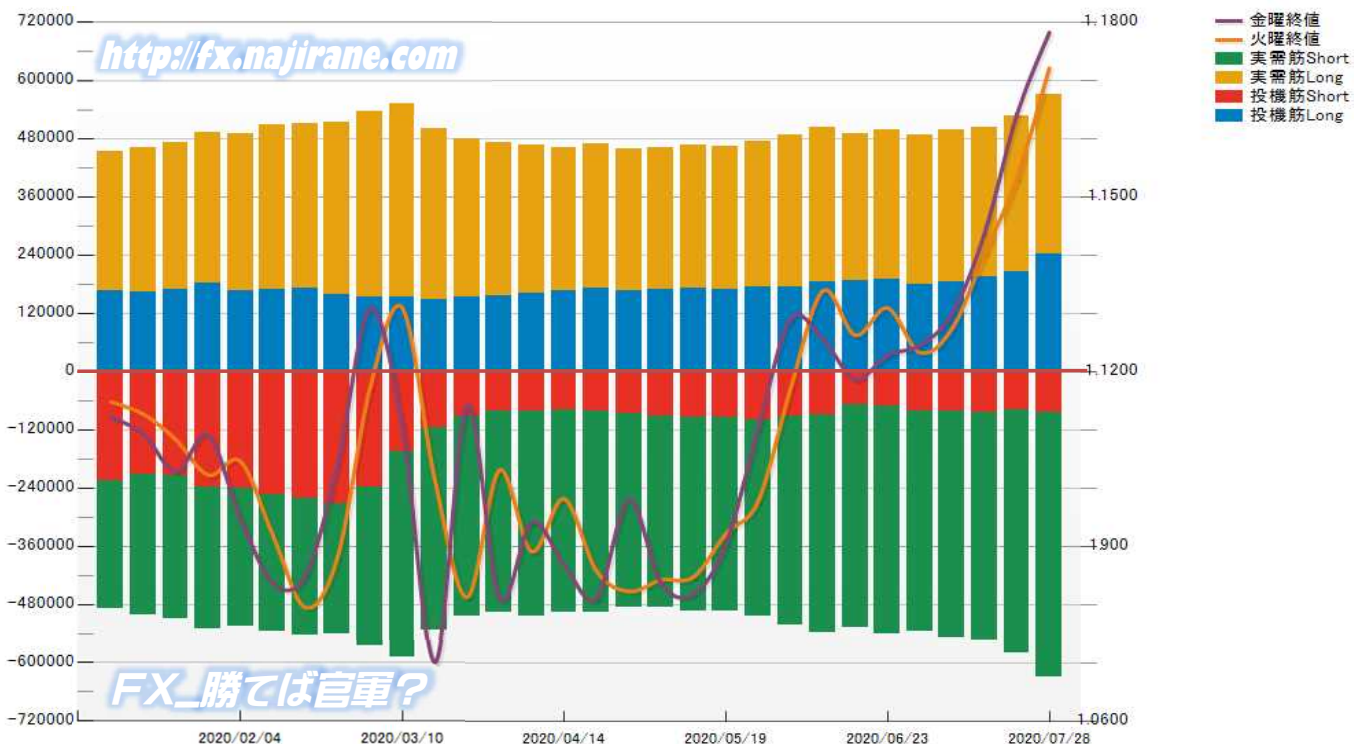


EURO FX - CHICAGO MERCANTILE EXCHANGE
FUTURES ONLY POSITIONS

Code-099741
2020/07/31 公表値

Date	投機筋集計				実需筋集計				投機筋+実需筋合計				ユーロドル終値	
	EUR買い	EUR売り	売り越し	売買計	EUR買い	EUR売り	売り越し	売買計	EUR買い	EUR売り	売り越し	売買計	火曜締め	金曜締め
2020/07/28	242127	84568	-157559	326695	328605	546114	217509	874719	570732	630682	59950	1201414	1.1721	1.1782
2020/07/21	204185	79138	-125047	283323	320979	501647	180668	822626	525164	580785	55621	1105949	1.1533	1.1642
2020/07/14	194252	83340	-110912	277592	309455	471519	162064	780974	503707	554859	51152	1058566	1.1402	1.1437
2020/07/07	185159	81562	-103597	266721	311843	466973	155130	778816	497002	548535	51533	1045537	1.1274	1.1300
2020/06/30	180387	81432	-98955	261819	306839	453967	147128	760806	487226	535399	48173	1022625	1.1232	1.1245
2020/06/23	190816	72368	-118448	263184	305405	467945	162540	773350	496221	540313	44092	1036534	1.1309	1.1228
2020/06/16	187120	69988	-117132	257108	302800	457835	155035	760635	489920	527823	37903	1017743	1.1262	1.1187
2020/06/09	184669	89020	-95649	273689	316909	450627	133718	767536	501578	539647	38069	1041225	1.1338	1.1255
2020/06/02	174412	93172	-81240	267584	312787	429985	117198	742772	487199	523157	35958	1010356	1.1170	1.1290
2020/05/26	175034	99812	-75222	274846	298419	404675	106256	703094	473453	504487	31034	977940	1.0977	1.1102
2020/05/19	167756	95194	-72562	262950	295367	397961	102594	693328	463123	493155	30032	956278	1.0921	1.0903
2020/05/12	171980	93840	-78140	265820	294370	400827	106457	695197	466350	494667	28317	961017	1.0847	1.0818
2020/05/05	169272	92973	-76299	262245	290624	393234	102610	683858	459896	486207	26311	946103	1.0842	1.0836
2020/04/28	167264	87583	-79681	254847	291497	399179	107682	690676	458761	486762	28001	945523	1.0822	1.0980
2020/04/21	170378	83160	-87218	253538	297719	413092	115373	710811	468097	496252	28155	964349	1.0858	1.0810
2020/04/14	165078	78461	-86617	243539	296805	417530	120725	714335	461883	495991	34108	957874	1.0981	1.0868
2020/04/07	161185	81561	-79624	242746	304521	422120	117599	726641	465706	503681	37975	969387	1.0891	1.0940
2020/03/31	155047	80800	-74247	235847	315522	415776	100254	731298	470569	496576	26007	967145	1.1030	1.0811
2020/03/24	152360	91070	-61290	243430	326218	414867	88649	741085	478578	505937	27359	984515	1.0812	1.1141
2020/03/17	147133	114638	-32495	261771	352847	419664	66817	772511	499980	534302	34322	1034282	1.1016	1.0699
2020/03/10	153820	166487	12667	320307	397574	424702	27128	822276	551394	591189	39795	1142583	1.1309	1.1107
2020/03/03	151904	238607	86703	390511	385539	329833	-55706	715372	537443	568440	30997	1105883	1.1171	1.1307
2020/02/25	157587	271608	114021	429195	355329	270784	-84545	626113	512916	542392	29476	1055308	1.0881	1.1040
2020/02/18	170586	262093	91507	432679	340245	282010	-58235	622255	510831	544103	33272	1054934	1.0795	1.0849
2020/02/11	169475	255144	85669	424619	338132	281706	-56426	619838	507607	536850	29243	1044457	1.0919	1.0837
2020/02/04	166925	242005	75080	408930	321548	283559	-37989	605107	488473	525564	37091	1014037	1.1045	1.0948
2020/01/28	180653	239515	58862	420168	311346	291195	-20151	602541	491999	530710	38711	1022709	1.1022	1.1090
2020/01/21	168216	215235	47019	383451	302385	295283	-7102	597668	470601	510518	39917	981119	1.1083	1.1028
2020/01/14	163881	212063	48182	375944	297419	288854	-8565	586273	461300	500917	39617	962217	1.1127	1.1093
2020/01/07	164813	226477	61664	391290	288408	263100	-25308	551508	453221	489577	36356	942798	1.1148	1.1122

EURO FX - CHICAGO MERCANTILE EXCHANGE
FUTURES ONLY POSITIONS Code-099741



Bitcoin/USD 及び CME Futures (当月及び限月別)

※取引単位=5ビットコイン
(CME CFビットコイン参考基準レート=BRRを対象)

Bitcoin/USD					CME Futures		2020/07		2020/08		2020/09		2020/10		2020/11	
Date	Open	High	Low	Close	Volume	OpenInt	close	Volume	Close	Volume	Close	Volume	Close	Volume	Close	Volume
2020/4/27	7634	7782	7593	7740	3370	5891	7805	13	7805	3	7815	2	7875	0		
2020/4/28	7740	7788	7675	7740	2459	6111	7805	41	7810	16	7820	1	7880	0		
2020/4/29	7740	8945	7728	8865	11339	6852	8875	59	8885	16	8895	1	8955	0		
2020/4/30	8865	9461	8418	8764	11331	6681	8990	52	9010	12	9050	9	9110	0		
2020/5/1	8764	9058	8606	8734	5635	7672	8870	12	8880	2	8910	9	8970	0		
2020/5/4	8865	8961	8547	8953	4332	7601	8980	7	8995	11	9015	8	9075	0		
2020/5/5	8953	9116	8787	8969	5218	7784	9040	79	9050	46	9055	6	9115	0		
2020/5/6	8977	9390	8921	9294	7035	8706	9400	36	9420	4	9425	2	9485	0		
2020/5/7	9294	9960	9066	9881	13421	9783	10085	193	10100	48	10110	10	10145	0		
2020/5/8	9881	10050	9747	9960	7424	9490	10130	47	10145	2	10155	10	10185	0		
2020/5/11	8726	9158	8258	8584	21001	9077	8860	157	8880	72	8920	56	8950	0		
2020/5/12	8576	8977	8518	8764	7859	9939	8950	114	8965	64	8975	65	9015	0		
2020/5/13	8749	9407	8749	9355	5941	10698	9335	128	9345	41	9360	9	9400	0		
2020/5/14	9363	9930	9276	9766	9828	10789	9840	201	9880	90	9905	21	9945	0		
2020/5/15	9785	9843	9268	9337	8825	10367	9505	66	9535	18	9560	2	9600	0		
2020/5/18	9766	9940	9515	9690	8946	10628	9880	176	9905	32	9930	46	9970	0		
2020/5/19	9681	9891	9479	9681	7837	10878	9815	166	9840	157	9845	119	9845	0		
2020/5/20	9681	9833	9337	9551	7382	10761	9685	147	9700	47	9685	69	9720	0		
2020/5/21	9551	9569	8818	9099	10514	9592	9185	141	9205	42	9195	28	9230	0		
2020/5/22	9099	9259	8945	9174	5236	9175	9300	40	9315	20	9320	17	9355	0		
2020/5/25	9058	9066	8643	8905	0	0	0	0	0	0	0	0	0	0		
2020/5/26	8905	9009	8711	8850	11348	8722	8910	298	8935	84	8930	186	8965	0		
2020/5/27	8850	9217	8811	9074	8549	9019	9285	318	9325	20	9325	4	9360	0		
2020/5/28	9066	9524	9066	9443	10373	8921	9590	441	9640	54	9650	12	9685	0		
2020/5/29	9443	9615	9346	9399	4145	8419	9530	174	9570	94	9580	13	9615	0		
2020/6/1	9461	9690	9407	9653	4005	8764	9700	166	9745	168	9760	15	9795	0		
2020/6/2	9653	10352	9355	9524	16101	8824	9630	1488	9675	300	9715	253	9730	12	9760	9805
2020/6/3	9524	9625	9416	9588	3465	8869	9705	222	9740	47	9775	14	9800	3	9825	9760
2020/6/4	9588	9872	9470	9775	4652	9205	9950	216	10000	79	10040	11	10055	18	10100	9805
2020/6/5	9775	9852	9625	9728	4768	9403	9860	211	9890	47	9935	2	9955	0	10000	9880
2020/6/8	9709	9785	9662	9718	4137	9573	9830	228	9885	111	9915	40	9935	1	9980	10040
2020/6/9	9709	9881	9615	9823	4697	9565	9860	200	9915	151	9980	50	9995	5	10040	10135
2020/6/10	9823	9990	9709	9852	7694	10174	9980	559	10025	109	10100	16	10115	0	9515	9670
2020/6/11	9852	9970	9099	9346	12060	8873	9365	771	9420	99	9465	99	9495	2	9670	9550
2020/6/12	9346	9551	9242	9425	4306	8741	9525	175	9570	180	9620	101	9650	1	9740	9550
2020/6/15	9337	9497	8913	9443	7090	8745	9510	892	9550	235	9600	111	9620	1	9655	9650
2020/6/16	9434	9579	9390	9506	3765	8784	9595	216	9640	50	9695	63	9715	0	9740	9550
2020/6/17	9506	9551	9251	9407	3579	8312	9400	236	9440	35	9490	101	9525	0	9550	9650
2020/6/18	9407	9479	9276	9363	2345	8346	9480	127	9525	42	9570	41	9610	0	9650	9560
2020/6/19	9363	9416	9242	9302	3959	8463	9385	393	9435	56	9475	29	9520	0	9650	9915
2020/6/22	9328	9775	9285	9690	7300	9345	9660	1822	9705	209	9745	207	9790	0	9830	9915
2020/6/23	9690	9718	9579	9653	6043	9330	9745	1711	9795	223	9840	297	9875	0	9915	9535
2020/6/24	9653	9662	9208	9268	11601	8187	9375	2600	9430	401	9460	325	9495	19	9535	9535
2020/6/25	9268	9328	9017	9302	7808	7802	9340	2169	9405	477	9450	148	9490	2	9535	9410
2020/6/26	9302	9311	9042	9166	4824	7374	9220	4195	9280	346	9315	273	9365	5	9410	9375
2020/6/29	9124	9234	9025	9208	3054	7527	9200	2742	9255	188	9295	117	9330	7	9375	9350
2020/6/30	9208	9234	9074	9166	3161	7675	9185	2856	9240	168	9285	137	9320	7	9350	9475
2020/7/1	9166	9302	9099	9242	5500	8277	9325	4789	9365	528	9415	171	9435	7	9475	9250
2020/7/2	9242	9268	8961	9141	7137	8004	9060	6562	9115	411	9165	155	9210	9	9250	9395
2020/7/3	9149	9149	9058	9083	0	0	0	0	0	0	0	0	0	0	9385	9395
2020/7/6	9042	9355	9042	9285	7422	8271	9355	6890	9405	404	9450	123	9475	4	9525	9480
2020/7/7	9285	9372	9208	9251	3178	8165	9290	2975	9350	85	9400	114	9430	4	9480	9680
2020/7/8	9251	9470	9234	9434	5807	9041	9510	5163	9560	441	9600	193	9630	10	9680	9430
2020/7/9	9434	9470	9174	9251	6353	8310	9255	5931	9320	320	9365	97	9410	4	9430	9450
2020/7/10	9251	9259	9132	9234	2415	8067	9275	2296	9330	99	9385	12	9425	8	9450	9445
2020/7/13	9268	9337	9200	9251	3209	8283	9270	2844	9330	274	9380	86	9415	5	9445	9490
2020/7/14	9251	9276	9124	9242	3266	8322	9310	2869	9370	287	9425	109	9460	1	9490	9365
2020/7/15	9242	9276	9166	9225	2706	8314	9190	2330	9250	230	9295	144	9335	2	9365	9335
2020/7/16	9225	9234	9042	9124	3770	8071	9145	3344	9195	366	9245	50	9285	1	9335	9385
2020/7/17	9124	9183	9083	9166	1895	7946	9195	1674	9250	135	9290	75	9335	10	9385	9395
2020/7/20	9174	9234	9141	9174	3090	8123	9190	2432	9255	585	9300	73	9335	5	9385	9610
2020/7/21	9174	9434	9158	9381	6558	9230	9395	5408	9460	920	9510	223	9545	1	9610	9835
2020/7/22	9381	9399	9295	9380	3778	9472	9425	3117	9480	508	9530	143	9570	21	9655	9835
2020/7/23	9381	9668	9377	9619	8067	10217	9650	6653	9720	1118	9775	268	9820	9	9835	9835
2020/7/24	9619	9619	9478	9595	4061	10179	9615	3110	9690	825	9750	104	9800	9	9835	11255
2020/7/27	9889	11131	9889	11131	25493	13104	10895	16157	11065	7719	11145	1340	11210	244	11255	21
2020/7/28	11126	11392	10605	11027	20939	13068	11035	15293	11215	4004	11315	1311	11425	308	11445	5
2020/7/29	11025	11348	10860	11286	13188	13040	11240	9081	11425	3530	11530	494	11625	76	11655	1
2020/7/30	11297	11314	10877	11094	11794	13305	11145	7340	11370	3917	11440	517	11540	4	11580	1



Date	日経平均(^N225)					CME日経平均先物ドル建て(NKD)					CME日経平均先物円建て(NIY)					USDJPY
	Open	High	Low	Close	Volume	Open	High	Low	Close	Volume	Open	High	Low	Close	Volume	
2020-07-31	22,267.59	22,295.05	21,710.00	21,710.00		21,860.00	22,005.00	21,705.00	21,955.00	4,787,996	21,840.00	21,980.00	21,685.00	21,945.00	26,929,568	105.83
2020-07-30	22,489.24	22,506.60	22,334.71	22,339.23	77,800.00	22,385.00	22,385.00	21,970.00	22,295.00	3,670,369	22,360.00	22,365.00	21,945.00	22,275.00	17,992,573	104.79
2020-07-29	22,543.89	22,584.87	22,366.34	22,397.11	74,300.00	22,435.00	22,570.00	22,365.00	22,530.00	1,563,199	22,425.00	22,550.00	22,340.00	22,510.00	8,295,309	104.94
2020-07-28	22,735.02	22,842.19	22,646.22	22,657.38	67,800.00	22,695.00	22,720.00	22,510.00	22,555.00	1,932,940	22,670.00	22,700.00	22,485.00	22,525.00	13,642,556	105.07
2020-07-27	22,495.95	22,741.13	22,429.57	22,715.85	71,800.00	22,685.00	22,740.00	22,630.00	22,710.00	2,445,086	22,660.00	22,720.00	22,610.00	22,695.00	14,215,593	105.40
2020-07-26						22,380.00	22,530.00	22,350.00	22,515.00	6,234	22,365.00	22,510.00	22,325.00	22,495.00	40,796	
2020-07-24						22,410.00	22,480.00	22,285.00	22,355.00	2,813,496	22,375.00	22,460.00	22,255.00	22,335.00	12,906,664	105.97
2020-07-23						22,790.00	22,910.00	22,495.00	22,595.00	1,688,978	22,755.00	22,885.00	22,470.00	22,575.00	7,587,913	106.85
2020-07-22	22,791.75	22,855.31	22,732.92	22,751.61	65,400.00	22,780.00	22,815.00	22,655.00	22,755.00	1,728,889	22,755.00	22,790.00	22,625.00	22,725.00	10,877,548	107.15
2020-07-21	22,789.38	22,925.58	22,780.22	22,884.22	68,600.00	22,890.00	22,955.00	22,730.00	22,790.00	1,751,381	22,860.00	22,925.00	22,705.00	22,770.00	12,959,471	106.79
2020-07-20	22,772.07	22,788.53	22,580.19	22,717.48	50,000.00	22,715.00	22,850.00	22,590.00	22,820.00	1,706,526	22,685.00	22,825.00	22,560.00	22,800.00	9,971,434	107.25
2020-07-19						22,685.00	22,790.00	22,685.00	22,785.00	10,471	22,650.00	22,760.00	22,650.00	22,760.00	44,847	
2020-07-17	22,807.57	22,857.82	22,643.52	22,696.42	55,900.00	22,705.00	22,755.00	22,640.00	22,690.00	1,701,331	22,675.00	22,725.00	22,605.00	22,665.00	8,235,850	106.94
2020-07-16	22,907.96	22,925.90	22,739.42	22,770.36	89,400.00	22,795.00	22,830.00	22,680.00	22,805.00	1,772,587	22,760.00	22,795.00	22,650.00	22,780.00	10,272,463	107.26
2020-07-15	22,817.91	22,965.56	22,800.11	22,945.50	72,600.00	22,885.00	23,045.00	22,860.00	22,935.00	1,688,978	22,845.00	23,015.00	22,830.00	22,895.00	14,007,937	106.95
2020-07-14	22,631.87	22,677.02	22,538.78	22,587.01	61,000.00	22,570.00	22,910.00	22,515.00	22,825.00	3,393,323	22,535.00	22,880.00	22,515.00	22,785.00	13,430,384	107.25
2020-07-13	22,591.81	22,784.74	22,561.47	22,784.74	71,200.00	22,720.00	22,885.00	22,535.00	22,645.00	2,121,284	22,690.00	22,850.00	22,505.00	22,615.00	12,896,914	107.27
2020-07-12						22,605.00	22,735.00	22,605.00	22,655.00	6,453	22,590.00	22,700.00	22,590.00	22,620.00	33,836	
2020-07-10	22,534.97	22,563.68	22,285.07	22,290.81	78,800.00	22,460.00	22,645.00	22,260.00	22,605.00	3,137,984	22,430.00	22,620.00	22,225.00	22,550.00	14,667,024	106.94
2020-07-09	22,442.30	22,679.08	22,434.38	22,529.29	65,200.00	22,635.00	22,700.00	22,305.00	22,495.00	3,658,489	22,600.00	22,665.00	22,265.00	22,450.00	15,556,296	107.22
2020-07-08	22,481.61	22,667.95	22,438.65	22,438.65	64,900.00	22,540.00	22,575.00	22,360.00	22,565.00	2,261,328	22,495.00	22,535.00	22,325.00	22,525.00	15,280,965	107.27
2020-07-07	22,649.90	22,742.28	22,540.44	22,614.69	62,700.00	22,610.00	22,610.00	22,440.00	22,495.00	2,208,756	22,570.00	22,580.00	22,405.00	22,460.00	11,580,415	107.56
2020-07-06	22,341.27	22,734.11	22,325.75	22,714.44	58,000.00	22,690.00	22,790.00	22,615.00	22,700.00	2,328,105	22,635.00	22,740.00	22,190.00	22,660.00	15,468,416	107.37
2020-07-05						22,270.00	22,325.00	22,235.00	22,295.00	3,052	22,220.00	22,285.00	22,190.00	22,250.00	17,956	
2020-07-02	22,182.68	22,267.51	22,072.11	22,145.96	73,600.00	22,160.00	22,470.00	22,105.00	22,325.00	2,510,463	22,115.00	22,420.00	22,060.00	22,285.00	14,958,646	107.53
2020-07-01	22,338.30	22,360.31	22,039.56	22,121.73	67,400.00	22,240.00	22,290.00	22,000.00	22,230.00	3,336,415	22,195.00	22,245.00	21,950.00	22,185.00	15,779,953	107.46
2020-06-30	22,335.10	22,448.30	22,273.38	22,288.14	74,200.00	22,385.00	22,450.00	22,200.00	22,355.00	2,728,821	22,335.00	22,400.00	22,150.00	22,305.00	14,750,063	107.96
2020-06-29	22,255.05	22,281.38	21,969.59	21,995.04	73,700.00	22,070.00	22,465.00	21,985.00	22,440.00	2,948,835	22,015.00	22,415.00	21,930.00	22,385.00	19,478,840	107.58
2020-06-28						22,135.00	22,305.00	22,120.00	22,285.00	10,158	22,090.00	22,250.00	22,060.00	22,235.00	55,479	
2020-06-26	22,424.37	22,589.14	22,408.27	22,512.08	66,600.00	22,510.00	22,580.00	22,255.00	22,275.00	2,335,796	22,460.00	22,525.00	22,200.00	22,230.00	13,103,626	107.19
2020-06-25	22,287.87	22,423.41	22,165.14	22,259.79	80,800.00	22,305.00	22,545.00	22,065.00	22,495.00	4,441,281	22,240.00	22,490.00	22,010.00	22,440.00	19,914,222	107.18
2020-06-24	22,541.01	22,663.29	22,479.86	22,534.32	67,000.00	22,530.00	22,595.00	22,100.00	22,280.00	3,116,031	22,470.00	22,535.00	22,040.00	22,225.00	14,653,547	107.03
2020-06-23	22,636.06	22,693.89	22,257.14	22,549.05		22,635.00	22,825.00	22,540.00	22,590.00	5,279,008	22,575.00	22,765.00	22,475.00	22,530.00	21,293,499	106.49
2020-06-22	22,353.69	22,575.74	22,311.94	22,437.27	54,600.00	22,530.00	22,715.00	22,330.00	22,685.00	2,564,414	22,465.00	22,650.00	22,270.00	22,620.00	14,189,946	106.92
2020-06-21						22,265.00	22,375.00	22,170.00	22,360.00	30,897	22,195.00	22,310.00	22,110.00	22,285.00	121,693	
2020-06-19	22,515.75	22,523.66	22,352.16	22,478.79	97,000.00	22,470.00	22,725.00	22,325.00	22,345.00	2,696,380	22,420.00	22,660.00	22,260.00	22,290.00	15,994,040	106.80
2020-06-18	22,363.88	22,432.25	22,125.35	22,355.46	65,200.00	22,390.00	22,545.00	22,250.00	22,530.00	3,167,245	22,330.00	22,485.00	22,185.00	22,465.00	21,252,402	106.96
2020-06-17	22,517.14		22,318.07	22,455.76	72,500.00	22,395.00	22,775.00	22,360.00	22,365.00	3,218,433	22,345.00	22,710.00	22,305.00	22,310.00	21,248,017	107.01
2020-06-16	21,912.29	22,624.14	21,899.48	22,582.21	100,100.00	22,395.00	22,630.00	22,210.00	22,475.00	4,312,148	22,305.00	22,560.00	22,160.00	22,380.00	33,819,547	107.32
2020-06-15	22,135.27	22,251.83	21,529.83	21,530.95	78,500.00	22,115.00	22,175.00	21,405.00	22,120.00	7,264,034	22,025.00	22,095.00	21,305.00	22,030.00	36,603,286	107.34
2020-06-14						22,065.00	22,140.00	21,800.00	22,135.00	19,769	21,980.00	22,050.00	21,705.00	22,045.00	75,507	
2020-06-12	22,082.12	22,350.30	21,786.93	22,305.48	120,500.00	22,280.00	22,510.00	22,060.00	22,230.00	4,175,117	22,195.00	22,425.00	21,960.00	22,140.00	31,327,582	107.37
2020-06-11	22,848.02	22,939.39	22,466.54	22,472.91	105,900.00	22,605.00	22,660.00	21,635.00	21,960.00	4,804,035	22,610.00	22,660.00	21,560.00	21,895.00	34,532,424	106.82
2020-06-10	22,939.00	23,175.82	22,900.30	23,124.95	75,600.00	23,120.00	23,170.00	22,720.00	22,775.00	2,321,114	23,115.00	23,175.00	22,720.00	22,785.00	19,335,689	107.12
2020-06-09	23,135.79	23,185.85	22,933.14	23,091.03	91,500.00	22,990.00	23,190.00	22,710.00	22,910.00	3,608,835	22,985.00	23,190.00	22,705.00	22,910.00	36,966,882	107.72
2020-06-08	23,121.98	23,178.10	23,028.62	23,178.10	108,500.00	23,150.00	23,240.00	22,965.00	23,170.00	3,891,695	23,150.00	23,235.00	22,965.00	23,165.00	20,048,280	108.42
2020-06-07						23,155.00	23,275.00	23,155.00	23,215.00	15,396	23,175.00	23,275.00	23,175.00	23,220.00	48,288	
2020-06-05	22,613.08	22,865.88	22,563.56	22,863.73	85,600.00	22,800.00	23,310.00	22,760.00	23,190.00	4,774,490	22,790.00	23,305.00	22,750.00	23,165.00	22,451,967	109.66
2020-06-04	22,885.14	22,907.92	22,501.81	22,695.74	92,000.00	22,625.00	22,845.00	22,610.00	22,655.00	4,425,802	22,615.00	22,845.00	22,595.00	22,645.00	27,527,487	109.12

過去5日及び過去4週の4本値と各種ピボット

2020/07/27 ~ 2020/07/31

USD/JPY table with columns: Demark, Pivot, Fibonacci Zone, and daily price data (Open, High, Low, Close, etc.) for the period 2020/07/27 to 2020/07/31.

EUR/JPY table with columns: Demark, Pivot, Fibonacci Zone, and daily price data (Open, High, Low, Close, etc.) for the period 2020/07/27 to 2020/07/31.

EUR/USD table with columns: Demark, Pivot, Fibonacci Zone, and daily price data (Open, High, Low, Close, etc.) for the period 2020/07/27 to 2020/07/31.

GBP/JPY table with columns: Demark, Pivot, Fibonacci Zone, and daily price data (Open, High, Low, Close, etc.) for the period 2020/07/27 to 2020/07/31.

GBP/USD table with columns: Demark, Pivot, Fibonacci Zone, and daily price data (Open, High, Low, Close, etc.) for the period 2020/07/27 to 2020/07/31.

IMM扱い8通貨/ダウ/日経/金/オイル/主要クロス円の過去5日及び過去5週の4本値

AUDUSD					CADUSD					CHFUSD				
Date	Open	High	Low	Close	Date	Open	High	Low	Close	Date	Open	High	Low	Close
2020/07/31	0.7189	0.7227	0.7134	0.7143	2020/07/31	0.7448	0.7478	0.7443	0.7467	2020/07/31	1.1000	1.1042	1.0931	1.0938
2020/07/30	0.7190	0.7198	0.7122	0.7189	2020/07/30	0.7499	0.7500	0.7430	0.7447	2020/07/30	1.0959	1.1015	1.0927	1.0996
2020/07/29	0.7156	0.7196	0.7149	0.7190	2020/07/29	0.7474	0.7500	0.7470	0.7499	2020/07/29	1.0901	1.0967	1.0884	1.0958
2020/07/28	0.7148	0.7177	0.7113	0.7157	2020/07/28	0.7485	0.7501	0.7459	0.7474	2020/07/28	1.0868	1.0922	1.0837	1.0901
2020/07/27	0.7096	0.7150	0.7087	0.7146	2020/07/27	0.7454	0.7488	0.7446	0.7484	2020/07/27	1.0851	1.0909	1.0834	1.0866

CNYUSD					EURUSD					GBPUSD				
Date	Open	High	Low	Close	Date	Open	High	Low	Close	Date	Open	High	Low	Close
2020/07/31	0.1429	0.1433	0.1428	0.1433	2020/07/31	1.1844	1.1908	1.1764	1.1782	2020/07/31	1.3092	1.3170	1.3082	1.3092
2020/07/30	0.1429	0.1430	0.1426	0.1427	2020/07/30	1.1793	1.1848	1.1731	1.1842	2020/07/30	1.3000	1.3103	1.2946	1.3092
2020/07/29	0.1427	0.1429	0.1427	0.1429	2020/07/29	1.1720	1.1805	1.1714	1.1793	2020/07/29	1.2930	1.3013	1.2912	1.3001
2020/07/28	0.1429	0.1431	0.1426	0.1427	2020/07/28	1.1751	1.1774	1.1699	1.1721	2020/07/28	1.2883	1.2953	1.2839	1.2930
2020/07/27	0.1426	0.1429	0.1426	0.1427	2020/07/27	1.1645	1.1782	1.1642	1.1751	2020/07/27	1.2792	1.2902	1.2786	1.2886

JPYUSD					MXNUSD					NZDUSD				
Date	Open	High	Low	Close	Date	Open	High	Low	Close	Date	Open	High	Low	Close
2020/07/31	0.9544	0.9598	0.9429	0.9449	2020/07/31	4.5396	4.5486	4.4861	4.4929	2020/07/31	0.6690	0.6716	0.6624	0.6633
2020/07/30	0.9530	0.9553	0.9498	0.9543	2020/07/30	4.5569	4.5569	4.4972	4.5396	2020/07/30	0.6672	0.6702	0.6620	0.6690
2020/07/29	0.9517	0.9544	0.9502	0.9529	2020/07/29	4.5553	4.5762	4.5395	4.5569	2020/07/29	0.6657	0.6680	0.6641	0.6671
2020/07/28	0.9489	0.9528	0.9462	0.9517	2020/07/28	4.5561	4.5668	4.5244	4.5553	2020/07/28	0.6676	0.6703	0.6633	0.6657
2020/07/27	0.9430	0.9513	0.9429	0.9488	2020/07/27	4.4841	4.5610	4.4797	4.5561	2020/07/27	0.6641	0.6693	0.6636	0.6679

Nikkei 225 -Japan (NIX)					出来高	
Date	Open	High	Low	Close	(ドル建て終値)	出来高
2020/07/31	22267.59	22295.05	21710.00	21710.00	205.13	0
2020/07/30	22489.24	22506.55	22334.97	22339.23	213.18	777658100
2020/07/29	22468.93	22492.82	22366.34	22397.11	213.43	742586300
2020/07/28	22735.02	22841.39	22646.70	22657.38	215.64	677532400
2020/07/27	22495.95	22740.96	22430.61	22715.85	215.53	717615700
週4本値	22495.95	22841.39	21710.00	21710.00	205.13	(N225銘柄計)【東証一部全体計】

XAUUSD				
Date	Open	High	Low	Close
2020/07/31	1957.40	1982.77	1955.39	1974.20
2020/07/30	1970.99	1971.75	1939.76	1951.13
2020/07/29	1957.28	1980.78	1941.55	1969.48
2020/07/28	1942.45	1981.30	1907.23	1960.38
2020/07/27	1901.81	1945.67	1900.18	1940.18
週4本値	1901.81	1982.77	1900.18	1974.20

Dow Jones Industrial - USA (DJIA)					出来高
Date	Open	High	Low	Close	出来高
2020/07/31	26409.33	26440.02	26013.59	26428.32	491372564
2020/07/30	26367.42	26374.93	25992.28	26313.65	351540000
2020/07/29	26388.44	26602.45	26375.39	26539.57	347580000
2020/07/28	26529.45	26556.84	26361.71	26379.28	361090000
2020/07/27	26447.67	26625.46	26426.92	26584.77	400930000
週4本値	26447.67	26625.46	25992.28	26428.32	

Historical Data by

 Arrangement by


Crude Light Oil					出来高
Date	Open	High	Low	Close	出来高
2020/07/31	40.41	40.55	39.67	40.44	
2020/07/30	41.32	41.39	38.72	39.92	934234
2020/07/29	41.13	41.57	40.93	41.27	648271
2020/07/28	41.65	41.93	40.85	41.04	526585
2020/07/27	41.26	41.82	40.48	41.60	731313
週4本値	41.26	41.93	38.72	40.44	

USDJPY					EURJPY					GBPJPY				
日付	始値	高値	安値	終値	日付	始値	高値	安値	終値	日付	始値	高値	安値	終値
2020/07/31	104.78	106.05	104.19	105.83	2020/07/31	124.10	125.21	123.85	124.70	2020/07/31	137.18	139.20	136.80	138.56
2020/07/30	104.94	105.29	104.68	104.79	2020/07/30	123.75	124.20	123.34	124.10	2020/07/30	136.42	137.39	136.07	137.19
2020/07/29	105.07	105.24	104.78	104.94	2020/07/29	123.16	123.79	123.02	123.75	2020/07/29	135.85	136.47	135.68	136.43
2020/07/28	105.39	105.68	104.96	105.07	2020/07/28	123.85	123.99	123.02	123.16	2020/07/28	135.78	136.13	135.34	135.85
2020/07/27	106.05	106.06	105.12	105.40	2020/07/27	123.49	123.91	123.22	123.84	2020/07/27	135.66	136.00	135.15	135.81

USDJPY Weekly					EURJPY Weekly					GBPJPY Weekly				
日付	始値	高値	安値	終値	日付	始値	高値	安値	終値	日付	始値	高値	安値	終値
2020/07/31	106.05	106.06	104.19	105.83	2020/07/31	123.49	125.21	123.02	124.70	2020/07/31	135.66	139.20	135.15	138.56
2020/07/24	107.09	107.52	105.68	105.97	2020/07/24	122.28	124.28	122.26	123.37	2020/07/24	134.51	136.63	134.35	135.51
2020/07/17	106.93	107.43	106.67	106.94	2020/07/17	120.87	122.58	120.82	122.32	2020/07/17	135.01	135.49	133.99	134.46
2020/07/10	107.52	107.79	106.66	106.94	2020/07/10	120.91	121.97	120.27	120.85	2020/07/10	134.11	135.92	134.03	135.04
2020/07/03	107.14	108.16	107.05	107.48	2020/07/03	120.23	121.48	120.22	120.86	2020/07/03	132.18	134.71	131.97	134.14

先週のIMM取り扱い対ドル8通貨チャート

※ 赤点線は週最高値/青天線は週最低値、BB中心線はSMA21

2020/07/27 ~ 2020/07/31

Chart by OANDA Japan MetaTrader4



Pivot Maker Ver 3.0 by FX_勝てば官軍?

<http://fx.najirane.com>