

JAPANESE YEN - CHICAGO MERCANTILE EXCHANGE

Code-097741

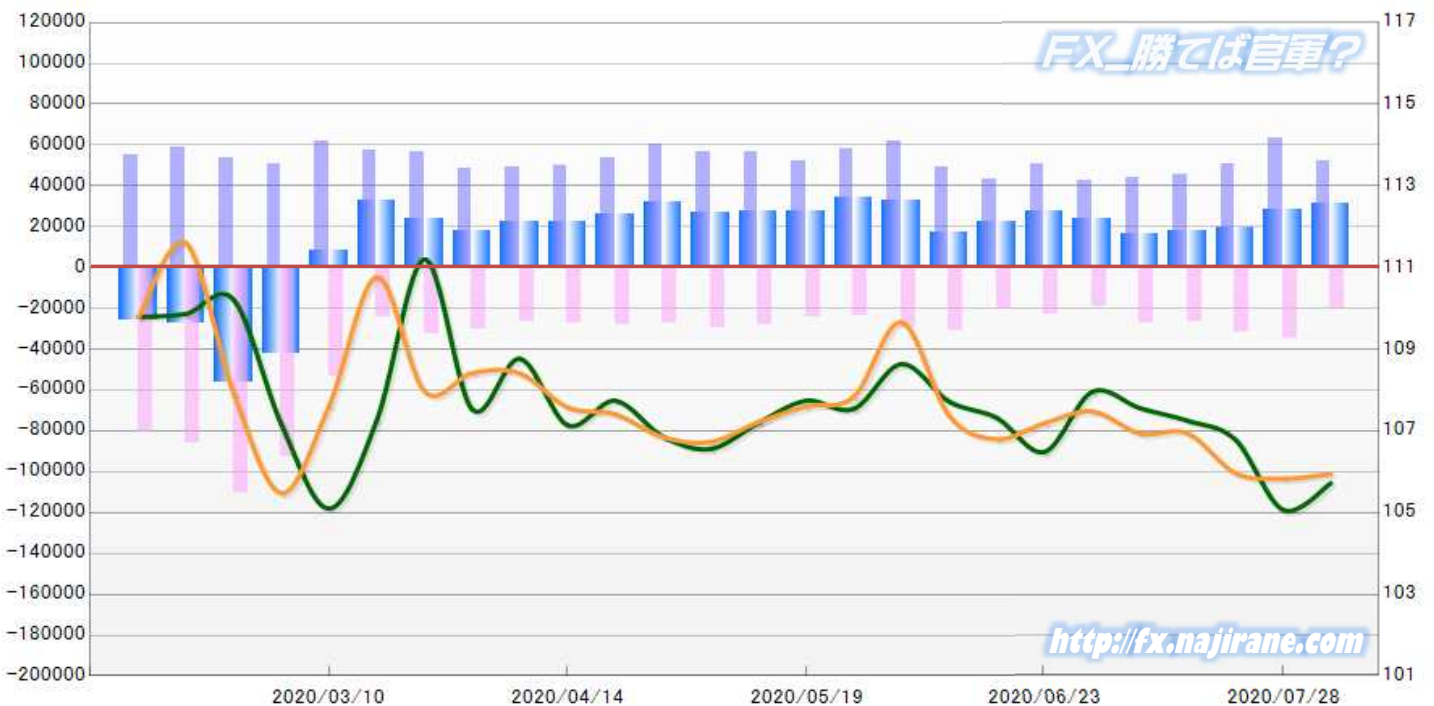
2020/02/11 ~ 2020/08/04

2020/08/07 NYクローズ時公表値

Report_Date	Non Commercial Positions												火曜日 引け値	金曜日 引け値
	Long	増減	増減(%)	Short	増減	増減(%)	売り越し	増減	増減(%)	売買計	増減	増減(%)		
2020/08/04	52073	-10851	-17.2%	20644	-13773	-40.0%	-31429	2922	10.3%	72717	-24624	-25.3%	105.72	105.95
2020/07/28	62924	12070	23.7%	34417	2870	9.1%	-28507	9200	47.7%	97341	14940	18.1%	105.07	105.83
2020/07/21	50854	5743	12.7%	31547	4762	17.8%	-19307	981	5.4%	82401	10505	14.6%	106.79	105.97
2020/07/14	45111	1068	2.4%	26785	-446	-1.6%	-18326	1514	9.0%	71896	622	0.9%	107.25	106.94
2020/07/07	44043	1288	3.0%	27231	8337	44.1%	-16812	-7049	-29.5%	71274	9625	15.6%	107.56	106.94
2020/06/30	42755	-7735	-15.3%	18894	-4138	-18.0%	-23861	-3597	-13.1%	61649	-11873	-16.1%	107.96	107.48
2020/06/23	50490	7364	17.1%	23032	2016	9.6%	-27458	5348	24.2%	73522	9380	14.6%	106.49	107.19
2020/06/16	43126	-5736	-11.7%	21016	-10384	-33.1%	-22110	4648	26.6%	64142	-16120	-20.1%	107.32	106.80
2020/06/09	48862	-13096	-21.1%	31400	2021	6.9%	-17462	-15117	-46.4%	80262	-11075	-12.1%	107.72	107.37
2020/06/02	61958	4085	7.1%	29379	6113	26.3%	-32579	-2028	-5.9%	91337	10198	12.6%	108.64	109.66
2020/05/26	57873	5835	11.2%	23266	-1302	-5.3%	-34607	7137	26.0%	81139	4533	5.9%	107.54	107.84
2020/05/19	52038	-4269	-7.6%	24568	-3802	-13.4%	-27470	-467	-1.7%	76606	-8071	-9.5%	107.74	107.60
2020/05/12	56307	-327	-0.6%	28370	-1050	-3.6%	-27937	723	2.7%	84677	-1377	-1.6%	107.20	107.22
2020/05/05	56634	-3328	-5.6%	29420	1784	6.5%	-27214	-5112	-15.8%	86054	-1544	-1.8%	106.56	106.73
2020/04/28	59962	6232	11.6%	27636	-68	-0.2%	-32326	6300	24.2%	87598	6164	7.6%	106.86	106.85
2020/04/21	53730	3867	7.8%	27704	484	1.8%	-26026	3383	14.9%	81434	4351	5.6%	107.74	107.41
2020/04/14	49863	614	1.2%	27220	381	1.4%	-22643	233	1.0%	77083	995	1.3%	107.14	107.58
2020/04/07	49249	805	1.7%	26839	-3323	-11.0%	-22410	4128	22.6%	76088	-2518	-3.2%	108.77	108.41
2020/03/31	48444	-8084	-14.3%	30162	-2503	-7.7%	-18282	-5581	-23.4%	78606	-10587	-11.9%	107.53	108.42
2020/03/24	56528	-758	-1.3%	32665	8314	34.1%	-23863	-9072	-27.5%	89193	7556	9.3%	111.20	107.97
2020/03/17	57286	-4446	-7.2%	24351	-29224	-54.5%	-32935	24778	303.8%	81637	-33670	-29.2%	107.26	110.77
2020/03/10	61732	11134	22.0%	53575	-39347	-42.3%	-8157	-50481	-119.3%	115307	-28213	-19.7%	105.10	107.61
2020/03/03	50598	-3257	-6.0%	92922	-17322	-15.7%	42324	-14065	-24.9%	143520	-20579	-12.5%	107.16	105.48
2020/02/25	53855	-4750	-8.1%	110244	24418	28.5%	56389	29168	107.2%	164099	19668	13.6%	110.21	107.91
2020/02/18	58605	3800	6.9%	85826	4833	6.0%	27221	1033	3.9%	144431	8633	6.4%	109.87	111.60
2020/02/11	54805			80993			26188			135798			109.79	109.78

JAPANESE YEN - CHICAGO MERCANTILE EXCHANGE
FUTURES ONLY POSITIONS

— 金曜終値 — 火曜終値 — Short枚数 — Long枚数 ■ 売り越し or 買い越し枚数



EURO FX - CHICAGO MERCANTILE EXCHANGE

Code-099741

2020/02/11 ~ 2020/08/04

2020/08/07 NYクローズ時公表値

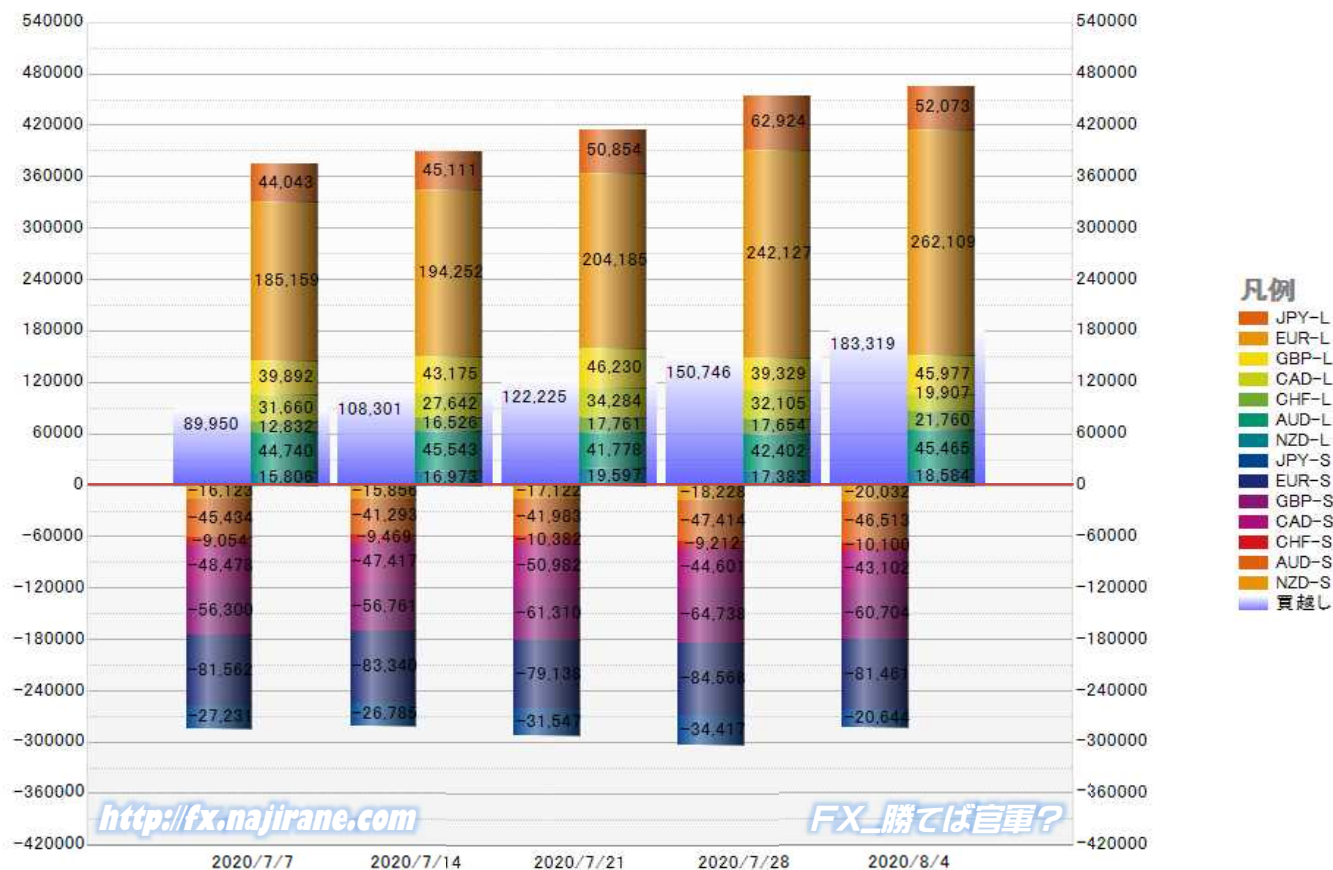
Report_Date	Non Commercial Positions											火曜日 引け値	金曜日 引け値	
	Long	増減			Short	増減			売り越し	増減				売買計
2020/08/04	262109	19982	8.3%	81461	-3107	-3.7%	-180648	23089	14.7%	343570	16875	5.2%	1.1797	1.1787
2020/07/28	242127	37942	18.6%	84568	5430	6.9%	-157559	32512	26.0%	326695	43372	15.3%	1.1721	1.1782
2020/07/21	204185	9933	5.1%	79138	-4202	-5.0%	-125047	14135	12.7%	283323	5731	2.1%	1.1533	1.1642
2020/07/14	194252	9093	4.9%	83340	1778	2.2%	-110912	7315	7.1%	277592	10871	4.1%	1.1402	1.1437
2020/07/07	185159	4772	2.6%	81562	130	0.2%	-103597	4642	4.7%	266721	4902	1.9%	1.1274	1.1300
2020/06/30	180387	-10429	-5.5%	81432	9064	12.5%	-98955	-19493	-16.5%	261819	-1365	-0.5%	1.1232	1.1245
2020/06/23	190816	3696	2.0%	72368	2380	3.4%	-118448	1316	1.1%	263184	6076	2.4%	1.1309	1.1228
2020/06/16	187120	2451	1.3%	69988	-19032	-21.4%	-117132	21483	22.5%	257108	-16581	-6.1%	1.1262	1.1187
2020/06/09	184669	10257	5.9%	89020	-4152	-4.5%	-95649	14409	17.7%	273689	6105	2.3%	1.1338	1.1255
2020/06/02	174412	-622	-0.4%	93172	-6640	-6.7%	-81240	6018	8.0%	267584	-7262	-2.6%	1.1170	1.1290
2020/05/26	175034	7278	4.3%	99812	4618	4.9%	-75222	2660	3.7%	274846	11896	4.5%	1.0977	1.1102
2020/05/19	167756	-4224	-2.5%	95194	1354	1.4%	-72562	-5578	-7.1%	262950	-2870	-1.1%	1.0921	1.0903
2020/05/12	171980	2708	1.6%	93840	867	0.9%	-78140	1841	2.4%	265820	3575	1.4%	1.0847	1.0818
2020/05/05	169272	2008	1.2%	92973	5390	6.2%	-76299	-3382	-4.2%	262245	7398	2.9%	1.0842	1.0836
2020/04/28	167264	-3114	-1.8%	87583	4423	5.3%	-79681	-7537	-8.6%	254847	1309	0.5%	1.0822	1.0980
2020/04/21	170378	5300	3.2%	83160	4699	6.0%	-87218	601	0.7%	253538	9999	4.1%	1.0858	1.0810
2020/04/14	165078	3893	2.4%	78461	-3100	-3.8%	-86617	6993	8.8%	243539	793	0.3%	1.0981	1.0868
2020/04/07	161185	6138	4.0%	81561	761	0.9%	-79624	5377	7.2%	242746	6899	2.9%	1.0891	1.0940
2020/03/31	155047	2687	1.8%	80800	-10270	-11.3%	-74247	12957	21.1%	235847	-7583	-3.1%	1.1030	1.0811
2020/03/24	152360	5227	3.6%	91070	-23568	-20.6%	-61290	28795	88.6%	243430	-18341	-7.0%	1.0812	1.1141
2020/03/17	147133	-6687	-4.3%	114638	-51849	-31.1%	-32495	-45162	-356.5%	261771	-58536	####	1.1016	1.0699
2020/03/10	153820	1916	1.3%	166487	-72120	-30.2%	12667	-74036	-85.4%	320307	-70204	####	1.1309	1.1107
2020/03/03	151904	-5683	-3.6%	238607	-33001	-12.2%	86703	-27318	-24.0%	390511	-38684	-9.0%	1.1171	1.1307
2020/02/25	157587	-12999	-7.6%	271608	9515	3.6%	114021	22514	24.6%	429195	-3484	-0.8%	1.0881	1.1040
2020/02/18	170586	1111	0.7%	262093	6949	2.7%	91507	5838	6.8%	432679	8060	1.9%	1.0795	1.0849
2020/02/11	169475			255144			85669			424619			1.0919	1.0837

**EURO FX - CHICAGO MERCANTILE EXCHANGE
FUTURES ONLY POSITIONS**



	2020/07/07			2020/07/14			2020/07/21			2020/07/28			2020/08/04		
	Long	Short	売り越し	Long	Short	売り越し	Long	Short	売り越し	Long	Short	売り越し	Long	Short	売り越し
JPY	44043	27231	-16812	45111	26785	-18326	50854	31547	-19307	62924	34417	-28507	52073	20644	-31429
	前週比 枚数増減 (枚)			1068	-446	1514	5743	4762	981	12070	2870	9200	-10851	-13773	2922
	前週比 枚数増減 (%)			2.4%	-1.6%	9.0%	12.7%	17.8%	5.4%	23.7%	9.1%	47.7%	-17.2%	-40.0%	10.3%
EUR	185159	81562	-103597	194252	83340	-110912	204185	79138	-125047	242127	84568	-157559	262109	81461	-180648
	前週比 枚数増減 (枚)			9093	1778	7315	9933	-4202	14135	37942	5430	32512	19982	-3107	23089
	前週比 枚数増減 (%)			4.9%	2.2%	7.1%	5.1%	-5.0%	12.7%	18.6%	6.9%	26.0%	8.3%	-3.7%	14.7%
GBP	39892	56300	16408	43175	56761	13586	46230	61310	15080	39329	64738	25409	45977	60704	14727
	前週比 枚数増減 (枚)			3283	461	-2822	3055	4549	1494	-6901	3428	10329	6648	-4034	-10682
	前週比 枚数増減 (%)			8.2%	0.8%	-17.2%	7.1%	8.0%	11.0%	-14.9%	5.6%	68.5%	16.9%	-6.2%	-42.0%
AUD	44740	45434	694	45543	41293	-4250	41778	41983	205	42402	47414	5012	45465	46513	1048
	前週比 枚数増減 (枚)			803	-4141	4944	-3765	690	4455	624	5431	4807	3063	-901	-3964
	前週比 枚数増減 (%)			1.8%	-9.1%	712.4%	-8.3%	1.7%	104.8%	1.5%	12.9%	2344.9%	7.2%	-1.9%	-79.1%
CAD	31660	48478	16818	27642	47417	19775	34284	50982	16698	32105	44601	12496	19907	43102	23195
	前週比 枚数増減 (枚)			-4018	-1061	2957	6642	3565	-3077	-2179	-6381	-4202	-12198	-1499	10699
	前週比 枚数増減 (%)			-12.7%	-2.2%	17.6%	24.0%	7.5%	-15.6%	-6.4%	-12.5%	-25.2%	-38.0%	-3.4%	85.6%
CHF	12832	9054	-3778	16526	9469	-7057	17761	10382	-7379	17654	9212	-8442	21760	10100	-11660
	前週比 枚数増減 (枚)			3694	415	3279	1235	913	322	-107	-1170	1063	4106	888	3218
	前週比 枚数増減 (%)			28.8%	4.6%	86.8%	7.5%	9.6%	4.6%	-0.6%	-11.3%	14.4%	23.3%	9.6%	38.1%
NZD	15806	16123	317	16973	15856	-1117	19597	17122	-2475	17383	18228	845	18584	20032	1448
	前週比 枚数増減 (枚)			1167	-267	1434	2624	1266	1358	-2214	1106	3320	1201	1804	603
	前週比 枚数増減 (%)			7.4%	-1.7%	452.4%	15.5%	8.0%	121.6%	-11.3%	6.5%	134.1%	6.9%	9.9%	71.4%
MXN	50848	35868	-14980	48737	36866	-11871	49461	39613	-9848	51851	40987	-10864	42692	39693	-2999
	前週比 枚数増減 (枚)			-2111	998	-3109	724	2747	-2023	2390	1374	1016	-9159	-1294	-7865
	前週比 枚数増減 (%)			-4.2%	2.8%	-20.8%	1.5%	7.5%	-17.0%	4.8%	3.5%	10.3%	-17.7%	-3.2%	-72.4%
Total All 8	424980	320050	-104930	437959	317787	-120172	464150	332077	-132073	505775	344165	-161610	508567	322249	-186318
	前週比 枚数増減 (枚)			12979	-2263	15242	26191	14290	11901	41625	12088	29537	2792	-21916	24708
	前週比 枚数増減 (%)			3.1%	-0.7%	14.5%	6.0%	4.5%	9.9%	9.0%	3.6%	22.4%	0.6%	-6.4%	15.3%
Total 7 (MXN除く)	374132	284182	-89950	389222	280921	-108301	414689	292464	-122225	453924	303178	-150746	465875	282556	-183319
	前週比 枚数増減 (枚)			15090	-3261	18351	25467	11543	13924	39235	10714	28521	11951	-20622	32573
	前週比 枚数増減 (%)			4.0%	-1.1%	20.4%	6.5%	4.1%	12.9%	9.5%	3.7%	23.3%	2.6%	-6.8%	21.6%

直近5週 CFTC IMM主要7通貨の構成



<http://fx.najirane.com>

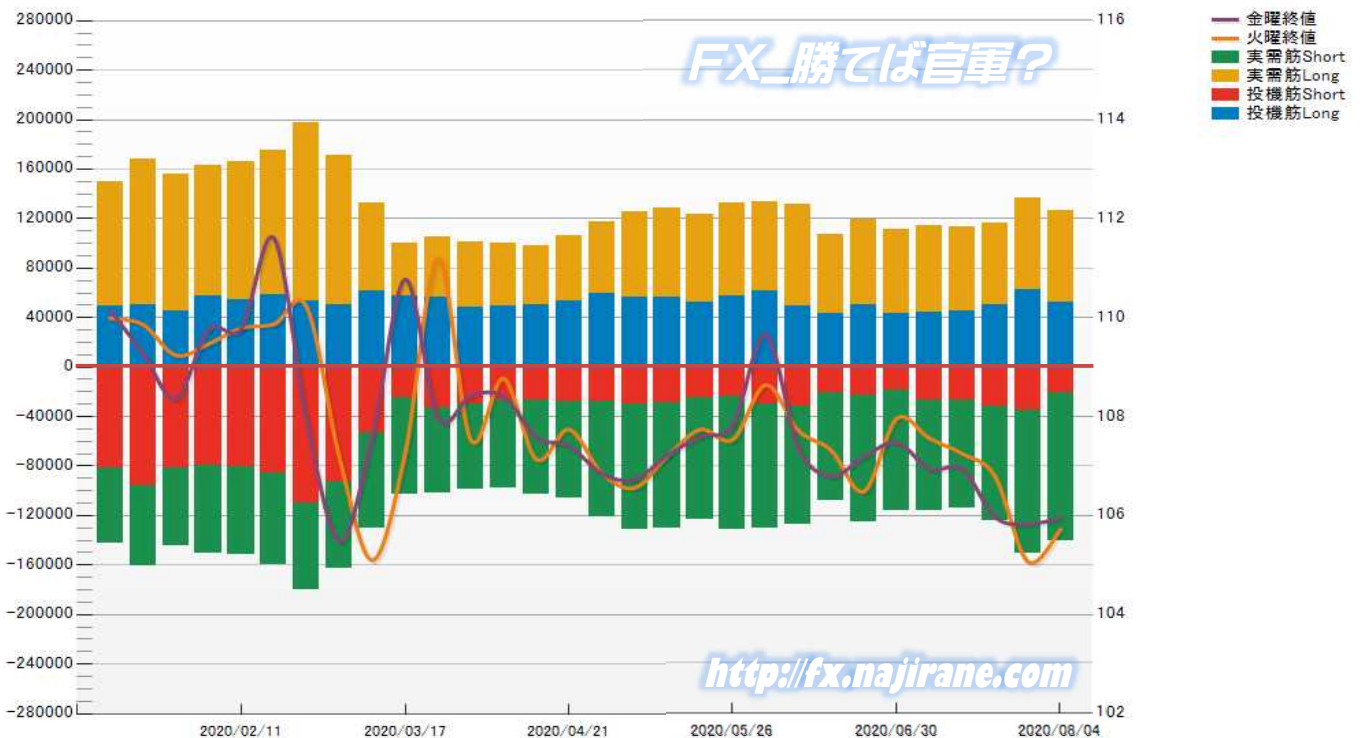
FXに勝てば官軍?

**JAPANESE YEN - CHICAGO MERCANTILE EXCHANGE
FUTURES ONLY POSITIONS**

**Code-097741
2020/08/07 公表値**

Date	投機筋集計				実需筋集計				投機筋+実需筋合計				ドル円終値	
	円買い	円売り	売り越し	売買計	円買い	円売り	売り越し	売買計	円買い	円売り	売り越し	売買計	火曜締め	金曜締め
2020/08/04	52073	20644	-31429	72717	74165	120290	46125	194455	126238	140934	14696	267172	105.72	105.95
2020/07/28	62924	34417	-28507	97341	73649	115708	42059	189357	136573	150125	13552	286698	105.07	105.83
2020/07/21	50854	31547	-19307	82401	65447	92194	26747	157641	116301	123741	7440	240042	106.79	105.97
2020/07/14	45111	26785	-18326	71896	67691	87431	19740	155122	112802	114216	1414	227018	107.25	106.94
2020/07/07	44043	27231	-16812	71274	70580	88421	17841	159001	114623	115652	1029	230275	107.56	106.94
2020/06/30	42755	18894	-23861	61649	68918	97342	28424	166260	111673	116236	4563	227909	107.96	107.48
2020/06/23	50490	23032	-27458	73522	68487	102372	33885	170859	118977	125404	6427	244381	106.49	107.19
2020/06/16	43126	21016	-22110	64142	64304	86449	22145	150753	107430	107465	35	214895	107.32	106.80
2020/06/09	48862	31400	-17462	80262	82366	95668	13302	178034	131228	127068	-4160	258296	107.72	107.37
2020/06/02	61958	29379	-32579	91337	72106	100594	28488	172700	134064	129973	-4091	264037	108.64	109.66
2020/05/26	57873	23266	-34607	81139	74238	108460	34222	182698	132111	131726	-385	263837	107.54	107.84
2020/05/19	52038	24568	-27470	76606	71027	98736	27709	169763	123065	123304	239	246369	107.74	107.60
2020/05/12	56307	28370	-27937	84677	72360	101599	29239	173959	128667	129969	1302	258636	107.20	107.22
2020/05/05	56634	29420	-27214	86054	68783	101620	32837	170403	125417	131040	5623	256457	106.56	106.73
2020/04/28	59962	27636	-32326	87598	56947	93684	36737	150631	116909	121320	4411	238229	106.86	106.85
2020/04/21	53730	27704	-26026	81434	52383	78188	25805	130571	106113	105892	-221	212005	107.74	107.41
2020/04/14	49863	27220	-22643	77083	48656	75435	26779	124091	98519	102655	4136	201174	107.14	107.58
2020/04/07	49249	26839	-22410	76088	51300	70904	19604	122204	100549	97743	-2806	198292	108.77	108.41
2020/03/31	48444	30162	-18282	78606	53154	68221	15067	121375	101598	98383	-3215	199981	107.53	108.42
2020/03/24	56528	32665	-23863	89193	48777	69252	20475	118029	105305	101917	-3388	207222	111.20	107.97
2020/03/17	57286	24351	-32935	81637	42873	78049	35176	120922	100159	102400	2241	202559	107.26	110.77
2020/03/10	61732	53575	-8157	115307	70545	76931	6386	147476	132277	130506	-1771	262783	105.10	107.61
2020/03/03	50598	92922	42324	143520	120130	70043	-50087	190173	170728	162965	-7763	333693	107.16	105.48
2020/02/25	53855	110244	56389	164099	144064	69816	-74248	213880	197919	180060	-17859	377979	110.21	107.91
2020/02/18	58605	85826	27221	144431	116686	73909	-42777	190595	175291	159735	-15556	335026	109.87	111.60
2020/02/11	54805	80993	26188	135798	111167	70770	-40397	181937	165972	151763	-14209	317735	109.79	109.78
2020/02/04	57672	79570	21898	137242	105438	71114	-34324	176552	163110	150684	-12426	313794	109.47	109.76
2020/01/28	45676	81701	36025	127377	110412	63226	-47186	173638	156088	144927	-11161	301015	109.24	108.36
2020/01/21	50596	95297	44701	145893	117694	65587	-52107	183281	168290	160884	-7406	329174	109.86	109.28
2020/01/14	49720	81150	31430	130870	100226	61710	-38516	161936	149946	142860	-7086	292806	109.99	110.15

**JAPANESE YEN - CHICAGO MERCANTILE EXCHANGE
FUTURES ONLY POSITIONS Code-097741**

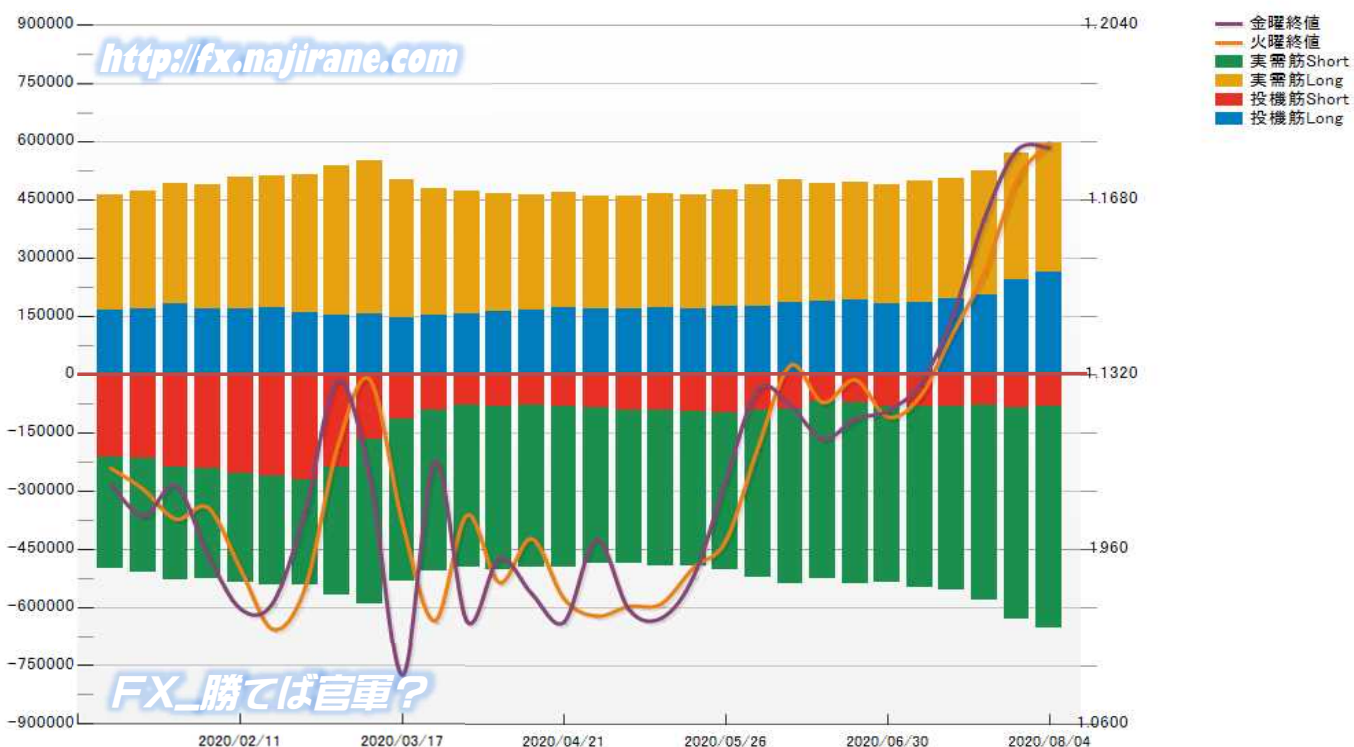


EURO FX - CHICAGO MERCANTILE EXCHANGE
FUTURES ONLY POSITIONS

Code-099741
2020/08/07 公表値

Date	投機筋集計				実需筋集計				投機筋+実需筋合計				ユーロドル終値	
	EUR買い	EUR売り	売り越し	売買計	EUR買い	EUR売り	売り越し	売買計	EUR買い	EUR売り	売り越し	売買計	火曜締め	金曜締め
2020/08/04	262109	81461	-180648	343570	332310	573668	241358	905978	594419	655129	60710	1249548	1.1797	1.1787
2020/07/28	242127	84568	-157559	326695	328605	546114	217509	874719	570732	630682	59950	1201414	1.1721	1.1782
2020/07/21	204185	79138	-125047	283323	320979	501647	180668	822626	525164	580785	55621	1105949	1.1533	1.1642
2020/07/14	194252	83340	-110912	277592	309455	471519	162064	780974	503707	554859	51152	1058566	1.1402	1.1437
2020/07/07	185159	81562	-103597	266721	311843	466973	155130	778816	497002	548535	51533	1045537	1.1274	1.1300
2020/06/30	180387	81432	-98955	261819	306839	453967	147128	760806	487226	535399	48173	1022625	1.1232	1.1245
2020/06/23	190816	72368	-118448	263184	305405	467945	162540	773350	496221	540313	44092	1036534	1.1309	1.1228
2020/06/16	187120	69988	-117132	257108	302800	457835	155035	760635	489920	527823	37903	1017743	1.1262	1.1187
2020/06/09	184669	89020	-95649	273689	316909	450627	133718	767536	501578	539647	38069	1041225	1.1338	1.1255
2020/06/02	174412	93172	-81240	267584	312787	429985	117198	742772	487199	523157	35958	1010356	1.1170	1.1290
2020/05/26	175034	99812	-75222	274846	298419	404675	106256	703094	473453	504487	31034	977940	1.0977	1.1102
2020/05/19	167756	95194	-72562	262950	295367	397961	102594	693328	463123	493155	30032	956278	1.0921	1.0903
2020/05/12	171980	93840	-78140	265820	294370	400827	106457	695197	466350	494667	28317	961017	1.0847	1.0818
2020/05/05	169272	92973	-76299	262245	290624	393234	102610	683858	459896	486207	26311	946103	1.0842	1.0836
2020/04/28	167264	87583	-79681	254847	291497	399179	107682	690676	458761	486762	28001	945523	1.0822	1.0980
2020/04/21	170378	83160	-87218	253538	297719	413092	115373	710811	468097	496252	28155	964349	1.0858	1.0810
2020/04/14	165078	78461	-86617	243539	296805	417530	120725	714335	461883	495991	34108	957874	1.0981	1.0868
2020/04/07	161185	81561	-79624	242746	304521	422120	117599	726641	465706	503681	37975	969387	1.0891	1.0940
2020/03/31	155047	80800	-74247	235847	315522	415776	100254	731298	470569	496576	26007	967145	1.1030	1.0811
2020/03/24	152360	91070	-61290	243430	326218	414867	88649	741085	478578	505937	27359	984515	1.0812	1.1141
2020/03/17	147133	114638	-32495	261771	352847	419664	66817	772511	499980	534302	34322	1034282	1.1016	1.0699
2020/03/10	153820	166487	12667	320307	397574	424702	27128	822276	551394	591189	39795	1142583	1.1309	1.1107
2020/03/03	151904	238607	86703	390511	385539	329833	-55706	715372	537443	568440	30997	1105883	1.1171	1.1307
2020/02/25	157587	271608	114021	429195	355329	270784	-84545	626113	512916	542392	29476	1055308	1.0881	1.1040
2020/02/18	170586	262093	91507	432679	340245	282010	-58235	622255	510831	544103	33272	1054934	1.0795	1.0849
2020/02/11	169475	255144	85669	424619	338132	281706	-56426	619838	507607	536850	29243	1044457	1.0919	1.0837
2020/02/04	166925	242005	75080	408930	321548	283559	-37989	605107	488473	525564	37091	1014037	1.1045	1.0948
2020/01/28	180653	239515	58862	420168	311346	291195	-20151	602541	491999	530710	38711	1022709	1.1022	1.1090
2020/01/21	168216	215235	47019	383451	302385	295283	-7102	597668	470601	510518	39917	981119	1.1083	1.1028
2020/01/14	163881	212063	48182	375944	297419	288854	-8565	586273	461300	500917	39617	962217	1.1127	1.1093

EURO FX - CHICAGO MERCANTILE EXCHANGE
FUTURES ONLY POSITIONS Code-099741



IMM扱い8通貨/ダウ/日経/金/オイル/主要クロス円の過去5日及び過去5週の4本値

AUDUSD					CADUSD					CHFUSD				
Date	Open	High	Low	Close	Date	Open	High	Low	Close	Date	Open	High	Low	Close
2020/08/07	0.7233	0.7244	0.7145	0.7155	2020/08/07	0.7514	0.7517	0.7464	0.7474	2020/08/07	1.0993	1.0999	1.0919	1.0952
2020/08/06	0.7194	0.7240	0.7175	0.7233	2020/08/06	0.7535	0.7551	0.7506	0.7514	2020/08/06	1.1013	1.1031	1.0954	1.0993
2020/08/05	0.7159	0.7241	0.7154	0.7194	2020/08/05	0.7503	0.7556	0.7503	0.7535	2020/08/05	1.0949	1.1049	1.0942	1.1012
2020/08/04	0.7125	0.7167	0.7106	0.7159	2020/08/04	0.7466	0.7509	0.7451	0.7504	2020/08/04	1.0902	1.0952	1.0883	1.0949
2020/08/03	0.7134	0.7150	0.7077	0.7122	2020/08/03	0.7460	0.7474	0.7434	0.7466	2020/08/03	1.0944	1.0955	1.0823	1.0896

CNYUSD					EURUSD					GBPUSD				
Date	Open	High	Low	Close	Date	Open	High	Low	Close	Date	Open	High	Low	Close
2020/08/07	0.1440	0.1440	0.1434	0.1437	2020/08/07	1.1877	1.1883	1.1756	1.1787	2020/08/07	1.3142	1.3148	1.3010	1.3060
2020/08/06	0.1441	0.1442	0.1439	0.1440	2020/08/06	1.1866	1.1916	1.1818	1.1877	2020/08/06	1.3120	1.3186	1.3116	1.3143
2020/08/05	0.1434	0.1441	0.1434	0.1441	2020/08/05	1.1797	1.1905	1.1793	1.1866	2020/08/05	1.3067	1.3162	1.3058	1.3120
2020/08/04	0.1432	0.1433	0.1431	0.1432	2020/08/04	1.1762	1.1806	1.1722	1.1797	2020/08/04	1.3076	1.3108	1.2982	1.3066
2020/08/03	0.1431	0.1434	0.1430	0.1431	2020/08/03	1.1777	1.1797	1.1696	1.1761	2020/08/03	1.3081	1.3113	1.3005	1.3075

JPYUSD					MXNUSD					NZDUSD				
Date	Open	High	Low	Close	Date	Open	High	Low	Close	Date	Open	High	Low	Close
2020/08/07	0.9477	0.9480	0.9429	0.9438	2020/08/07	4.4641	4.4741	4.4295	4.4714	2020/08/07	0.6688	0.6691	0.6589	0.6602
2020/08/06	0.9469	0.9497	0.9461	0.9477	2020/08/06	4.4775	4.4835	4.4240	4.4641	2020/08/06	0.6651	0.6690	0.6629	0.6689
2020/08/05	0.9458	0.9495	0.9446	0.9470	2020/08/05	4.4109	4.4775	4.4106	4.4775	2020/08/05	0.6620	0.6674	0.6619	0.6651
2020/08/04	0.9437	0.9466	0.9417	0.9459	2020/08/04	4.4193	4.4355	4.3662	4.4109	2020/08/04	0.6614	0.6628	0.6590	0.6619
2020/08/03	0.9449	0.9471	0.9392	0.9433	2020/08/03	4.4835	4.4944	4.4057	4.4193	2020/08/03	0.6627	0.6643	0.6576	0.6613

Nikkei 225 -Japan (NIX)					出来高	
Date	Open	High	Low	Close	(ドル建て終値)	出来高
2020/08/07	22433.78	22435.03	22204.61	22329.94	210.75	0 1188014100
2020/08/06	22471.71	22587.75	22362.94	22418.15	212.47	626226700 1078951900
2020/08/05	22479.72	22552.33	22358.36	22514.85	213.20	740042200 1203499700
2020/08/04	22379.74	22602.44	22379.74	22573.66	213.52	891080900 1402317000
2020/08/03	22173.33	22214.59	22117.74	22195.38	209.38	839731800 1321277700
週4本値	22173.33	22602.44	22117.74	22329.94	210.75	(N225銘柄計) (東証一部全体計)

XAUUSD				
Date	Open	High	Low	Close
2020/08/07	2065.72	2075.11	2015.71	2031.69
2020/08/06	2040.65	2069.74	2034.73	2065.35
2020/08/05	2019.35	2055.69	2009.84	2038.64
2020/08/04	1977.11	2019.94	1968.42	2016.51
2020/08/03	1979.60	1985.32	1960.77	1976.85
週4本値	1979.60	2075.11	1960.77	2031.69

Dow Jones Industrial - USA (DJIA)					出来高
Date	Open	High	Low	Close	出来高
2020/08/07	27321.68	27456.24	27223.55	27433.48	321170000
2020/08/06	27170.82	27394.10	27145.25	27386.98	322460000
2020/08/05	26924.78	27221.67	26924.78	27201.52	366000000
2020/08/04	26664.61	26832.72	26597.82	26828.47	346350000
2020/08/03	26542.32	26707.26	26534.38	26664.40	439380000
週4本値	26542.32	27456.24	26534.38	27433.48	

Historical Data by **Stooq**
Arrangement by **FX_勝てば官軍?**

Crude Light Oil					出来高
Date	Open	High	Low	Close	出来高
2020/08/07	41.97	42.22	41.06	41.22	796465
2020/08/06	42.19	42.65	41.61	41.95	854350
2020/08/05	41.56	43.52	41.47	42.19	1226577
2020/08/04	40.78	42.08	40.14	41.70	978743
2020/08/03	40.39	41.24	39.58	41.01	719660
週4本値	40.39	43.52	39.58	41.22	

USDJPY					EURJPY					GBPJPY				
日付	始値	高値	安値	終値	日付	始値	高値	安値	終値	日付	始値	高値	安値	終値
2020/08/07	105.51	106.06	105.49	105.95	2020/08/07	125.32	125.39	124.47	124.89	2020/08/07	138.68	138.75	137.86	138.38
2020/08/06	105.60	105.70	105.30	105.51	2020/08/06	125.31	125.59	124.68	125.32	2020/08/06	138.52	139.23	138.44	138.68
2020/08/05	105.73	105.87	105.32	105.60	2020/08/05	124.73	125.52	124.64	125.31	2020/08/05	138.15	139.00	138.04	138.51
2020/08/04	105.97	106.20	105.64	105.72	2020/08/04	124.64	125.00	124.27	124.72	2020/08/04	138.57	138.89	137.81	138.14
2020/08/03	105.83	106.47	105.58	106.01	2020/08/03	124.63	125.04	124.01	124.67	2020/08/03	138.44	139.02	137.76	138.60

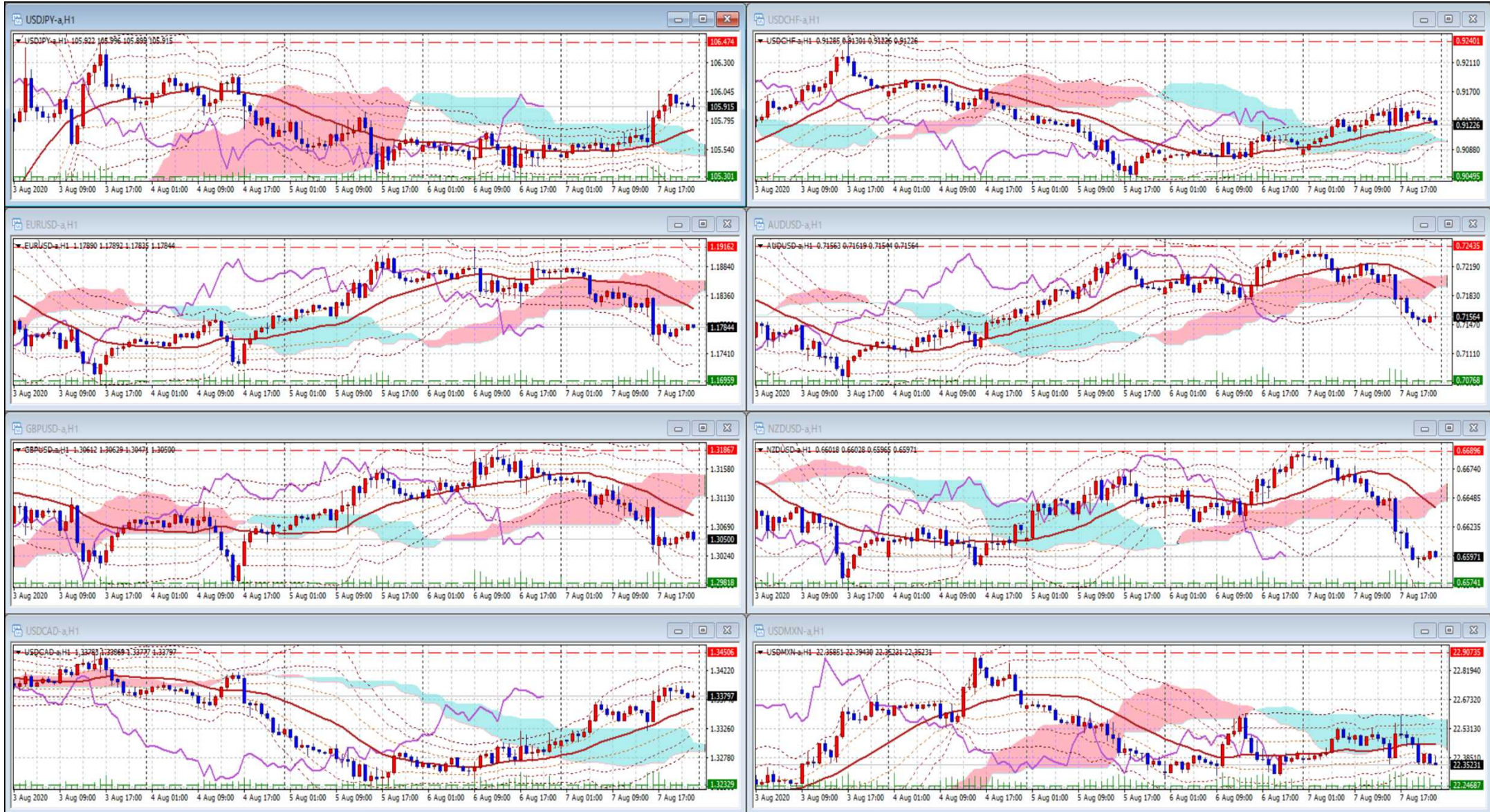
USDJPY Weekly					EURJPY Weekly					GBPJPY Weekly				
日付	始値	高値	安値	終値	日付	始値	高値	安値	終値	日付	始値	高値	安値	終値
2020/08/07	105.83	106.47	105.30	105.95	2020/08/07	124.63	125.59	124.01	124.89	2020/08/07	138.44	139.23	137.76	138.38
2020/07/31	106.05	106.06	104.19	105.83	2020/07/31	123.49	125.21	123.02	124.70	2020/07/31	135.66	139.20	135.15	138.56
2020/07/24	107.09	107.52	105.68	105.97	2020/07/24	122.28	124.28	122.26	123.37	2020/07/24	134.51	136.63	134.35	135.51
2020/07/17	106.93	107.43	106.67	106.94	2020/07/17	120.87	122.58	120.82	122.32	2020/07/17	135.01	135.49	133.99	134.46
2020/07/10	107.52	107.79	106.66	106.94	2020/07/10	120.91	121.97	120.27	120.85	2020/07/10	134.11	135.92	134.03	135.04

先週のIMM取り扱い対ドル8通貨チャート

※ 赤点線は週最高値/青点線は週最低値、BB中心線はSMA21

2020/08/03 ~ 2020/08/07

Chart by OANDA Japan MetaTrader4



Pivot Maker Ver 3.0 by FX_勝てば官軍?

<http://fx.najirane.com>