

JAPANESE YEN - CHICAGO MERCANTILE EXCHANGE

Code-097741

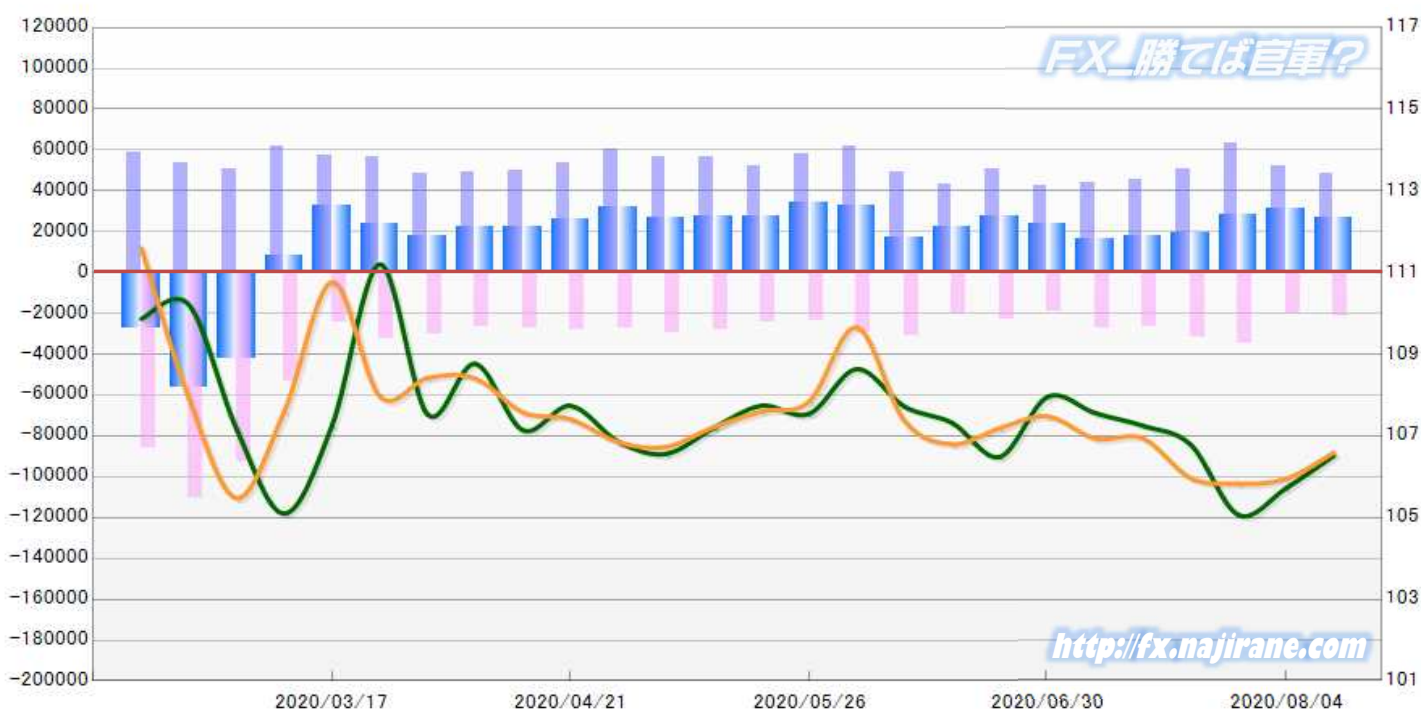
2020/02/18 ~ 2020/08/11

2020/08/14 NYクローズ時公表値

Report_Date	Non Commercial Positions												火曜日 引け値	金曜日 引け値
	Long	増減	増減(%)	Short	増減	増減(%)	売り越し	増減	増減(%)	売買計	増減	増減(%)		
2020/08/11	48158	-3915	-7.5%	21142	498	2.4%	-27016	-4413	-14.0%	69300	-3417	-4.7%	106.52	106.59
2020/08/04	52073	-10851	-17.2%	20644	-13773	-40.0%	-31429	2922	10.3%	72717	-24624	-25.3%	105.72	105.95
2020/07/28	62924	12070	23.7%	34417	2870	9.1%	-28507	9200	47.7%	97341	14940	18.1%	105.07	105.83
2020/07/21	50854	5743	12.7%	31547	4762	17.8%	-19307	981	5.4%	82401	10505	14.6%	106.79	105.97
2020/07/14	45111	1068	2.4%	26785	-446	-1.6%	-18326	1514	9.0%	71896	622	0.9%	107.25	106.94
2020/07/07	44043	1288	3.0%	27231	8337	44.1%	-16812	-7049	-29.5%	71274	9625	15.6%	107.56	106.94
2020/06/30	42755	-7735	-15.3%	18894	-4138	-18.0%	-23861	-3597	-13.1%	61649	-11873	-16.1%	107.96	107.48
2020/06/23	50490	7364	17.1%	23032	2016	9.6%	-27458	5348	24.2%	73522	9380	14.6%	106.49	107.19
2020/06/16	43126	-5736	-11.7%	21016	-10384	-33.1%	-22110	4648	26.6%	64142	-16120	-20.1%	107.32	106.80
2020/06/09	48862	-13096	-21.1%	31400	2021	6.9%	-17462	-15117	-46.4%	80262	-11075	-12.1%	107.72	107.37
2020/06/02	61958	4085	7.1%	29379	6113	26.3%	-32579	-2028	-5.9%	91337	10198	12.6%	108.64	109.66
2020/05/26	57873	5835	11.2%	23266	-1302	-5.3%	-34607	7137	26.0%	81139	4533	5.9%	107.54	107.84
2020/05/19	52038	-4269	-7.6%	24568	-3802	-13.4%	-27470	-467	-1.7%	76606	-8071	-9.5%	107.74	107.60
2020/05/12	56307	-327	-0.6%	28370	-1050	-3.6%	-27937	723	2.7%	84677	-1377	-1.6%	107.20	107.22
2020/05/05	56634	-3328	-5.6%	29420	1784	6.5%	-27214	-5112	-15.8%	86054	-1544	-1.8%	106.56	106.73
2020/04/28	59962	6232	11.6%	27636	-68	-0.2%	-32326	6300	24.2%	87598	6164	7.6%	106.86	106.85
2020/04/21	53730	3867	7.8%	27704	484	1.8%	-26026	3383	14.9%	81434	4351	5.6%	107.74	107.41
2020/04/14	49863	614	1.2%	27220	381	1.4%	-22643	233	1.0%	77083	995	1.3%	107.14	107.58
2020/04/07	49249	805	1.7%	26839	-3323	-11.0%	-22410	4128	22.6%	76088	-2518	-3.2%	108.77	108.41
2020/03/31	48444	-8084	-14.3%	30162	-2503	-7.7%	-18282	-5581	-23.4%	78606	-10587	-11.9%	107.53	108.42
2020/03/24	56528	-758	-1.3%	32665	8314	34.1%	-23863	-9072	-27.5%	89193	7556	9.3%	111.20	107.97
2020/03/17	57286	-4446	-7.2%	24351	-29224	-54.5%	-32935	24778	303.8%	81637	-33670	-29.2%	107.26	110.77
2020/03/10	61732	11134	22.0%	53575	-39347	-42.3%	-8157	-50481	-119.3%	115307	-28213	-19.7%	105.10	107.61
2020/03/03	50598	-3257	-6.0%	92922	-17322	-15.7%	42324	-14065	-24.9%	143520	-20579	-12.5%	107.16	105.48
2020/02/25	53855	-4750	-8.1%	110244	24418	28.5%	56389	29168	107.2%	164099	19668	13.6%	110.21	107.91
2020/02/18	58605			85826			27221			144431			109.87	111.60

JAPANESE YEN - CHICAGO MERCANTILE EXCHANGE
FUTURES ONLY POSITIONS

— 金曜終値 — 火曜終値 — Short枚数 — Long枚数 ■ 売り越し or 買い越し枚数



EURO FX - CHICAGO MERCANTILE EXCHANGE

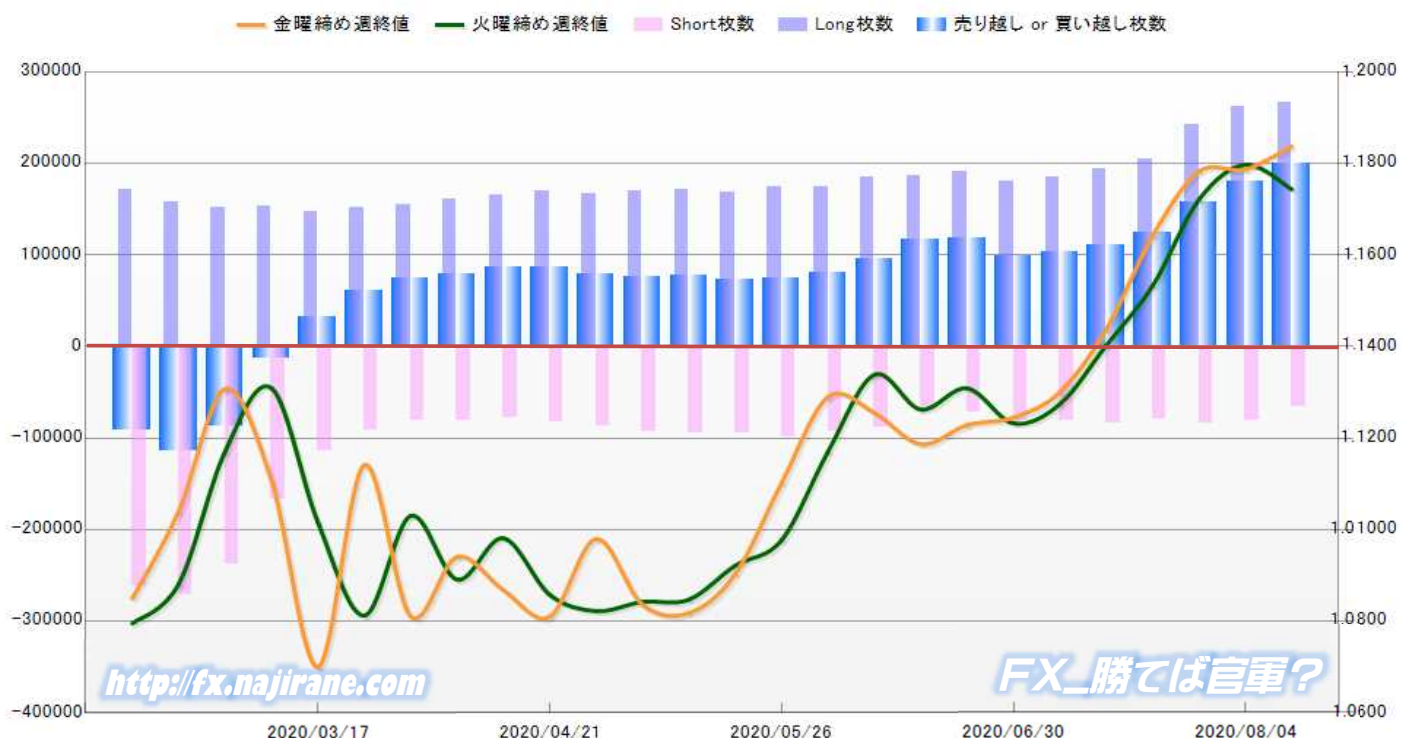
Code-099741

2020/02/18 ~ 2020/08/11

2020/08/14 NYクローズ時公表値

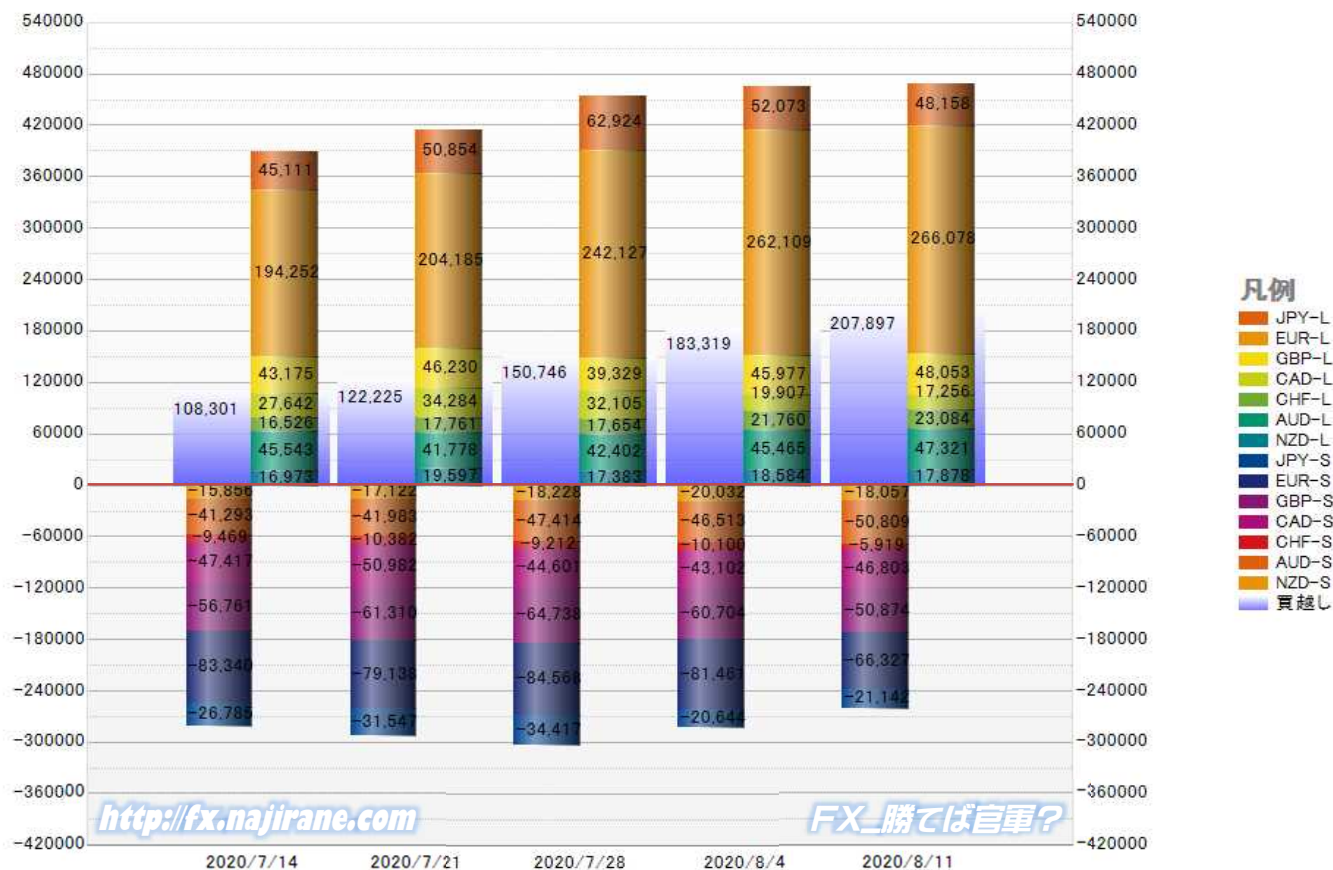
Report_Date	Non Commercial Positions												火曜日 引け値	金曜日 引け値
	Long	増減			Short	増減			売り越し	増減				
2020/08/11	266078	3969	1.5%	66327	-15134	-18.6%	-199751	19103	10.6%	332405	-11165	-3.2%	1.1743	1.1837
2020/08/04	262109	19982	8.3%	81461	-3107	-3.7%	-180648	23089	14.7%	343570	16875	5.2%	1.1797	1.1787
2020/07/28	242127	37942	18.6%	84568	5430	6.9%	-157559	32512	26.0%	326695	43372	15.3%	1.1721	1.1782
2020/07/21	204185	9933	5.1%	79138	-4202	-5.0%	-125047	14135	12.7%	283323	5731	2.1%	1.1533	1.1642
2020/07/14	194252	9093	4.9%	83340	1778	2.2%	-110912	7315	7.1%	277592	10871	4.1%	1.1402	1.1437
2020/07/07	185159	4772	2.6%	81562	130	0.2%	-103597	4642	4.7%	266721	4902	1.9%	1.1274	1.1300
2020/06/30	180387	-10429	-5.5%	81432	9064	12.5%	-98955	-19493	-16.5%	261819	-1365	-0.5%	1.1232	1.1245
2020/06/23	190816	3696	2.0%	72368	2380	3.4%	-118448	1316	1.1%	263184	6076	2.4%	1.1309	1.1228
2020/06/16	187120	2451	1.3%	69988	-19032	-21.4%	-117132	21483	22.5%	257108	-16581	-6.1%	1.1262	1.1187
2020/06/09	184669	10257	5.9%	89020	-4152	-4.5%	-95649	14409	17.7%	273689	6105	2.3%	1.1338	1.1255
2020/06/02	174412	-622	-0.4%	93172	-6640	-6.7%	-81240	6018	8.0%	267584	-7262	-2.6%	1.1170	1.1290
2020/05/26	175034	7278	4.3%	99812	4618	4.9%	-75222	2660	3.7%	274846	11896	4.5%	1.0977	1.1102
2020/05/19	167756	-4224	-2.5%	95194	1354	1.4%	-72562	-5578	-7.1%	262950	-2870	-1.1%	1.0921	1.0903
2020/05/12	171980	2708	1.6%	93840	867	0.9%	-78140	1841	2.4%	265820	3575	1.4%	1.0847	1.0818
2020/05/05	169272	2008	1.2%	92973	5390	6.2%	-76299	-3382	-4.2%	262245	7398	2.9%	1.0842	1.0836
2020/04/28	167264	-3114	-1.8%	87583	4423	5.3%	-79681	-7537	-8.6%	254847	1309	0.5%	1.0822	1.0980
2020/04/21	170378	5300	3.2%	83160	4699	6.0%	-87218	601	0.7%	253538	9999	4.1%	1.0858	1.0810
2020/04/14	165078	3893	2.4%	78461	-3100	-3.8%	-86617	6993	8.8%	243539	793	0.3%	1.0981	1.0868
2020/04/07	161185	6138	4.0%	81561	761	0.9%	-79624	5377	7.2%	242746	6899	2.9%	1.0891	1.0940
2020/03/31	155047	2687	1.8%	80800	-10270	-11.3%	-74247	12957	21.1%	235847	-7583	-3.1%	1.1030	1.0811
2020/03/24	152360	5227	3.6%	91070	-23568	-20.6%	-61290	28795	88.6%	243430	-18341	-7.0%	1.0812	1.1141
2020/03/17	147133	-6687	-4.3%	114638	-51849	-31.1%	-32495	-45162	-356.5%	261771	-58536	####	1.1016	1.0699
2020/03/10	153820	1916	1.3%	166487	-72120	-30.2%	12667	-74036	-85.4%	320307	-70204	####	1.1309	1.1107
2020/03/03	151904	-5683	-3.6%	238607	-33001	-12.2%	86703	-27318	-24.0%	390511	-38684	-9.0%	1.1171	1.1307
2020/02/25	157587	-12999	-7.6%	271608	9515	3.6%	114021	22514	24.6%	429195	-3484	-0.8%	1.0881	1.1040
2020/02/18	170586			262093			91507			432679			1.0795	1.0849

**EURO FX - CHICAGO MERCANTILE EXCHANGE
FUTURES ONLY POSITIONS**



	2020/07/14			2020/07/21			2020/07/28			2020/08/04			2020/08/11		
	Long	Short	売り越し	Long	Short	売り越し	Long	Short	売り越し	Long	Short	売り越し	Long	Short	売り越し
JPY	45111	26785	-18326	50854	31547	-19307	62924	34417	-28507	52073	20644	-31429	48158	21142	-27016
	前週比 枚数増減 (枚)			5743	4762	981	12070	2870	9200	-10851	-13773	2922	-3915	498	-4413
	前週比 枚数増減 (%)			12.7%	17.8%	5.4%	23.7%	9.1%	47.7%	-17.2%	-40.0%	10.3%	-7.5%	2.4%	-14.0%
EUR	194252	83340	-110912	204185	79138	-125047	242127	84568	-157559	262109	81461	-180648	266078	66327	-199751
	前週比 枚数増減 (枚)			9933	-4202	14135	37942	5430	32512	19982	-3107	23089	3969	-15134	19103
	前週比 枚数増減 (%)			5.1%	-5.0%	12.7%	18.6%	6.9%	26.0%	8.3%	-3.7%	14.7%	1.5%	-18.6%	10.6%
GBP	43175	56761	13586	46230	61310	15080	39329	64738	25409	45977	60704	14727	48053	50874	2821
	前週比 枚数増減 (枚)			3055	4549	1494	-6901	3428	10329	6648	-4034	-10682	2076	-9830	-11906
	前週比 枚数増減 (%)			7.1%	8.0%	11.0%	-14.9%	5.6%	68.5%	16.9%	-6.2%	-42.0%	4.5%	-16.2%	-80.8%
AUD	45543	41293	-4250	41778	41983	205	42402	47414	5012	45465	46513	1048	47321	50809	3488
	前週比 枚数増減 (枚)			-3765	690	4455	624	5431	4807	3063	-901	-3964	1856	4296	2440
	前週比 枚数増減 (%)			-8.3%	1.7%	104.8%	1.5%	12.9%	2344.9%	7.2%	-1.9%	-79.1%	4.1%	9.2%	232.8%
CAD	27642	47417	19775	34284	50982	16698	32105	44601	12496	19907	43102	23195	17256	46803	29547
	前週比 枚数増減 (枚)			6642	3565	-3077	-2179	-6381	-4202	-12198	-1499	10699	-2651	3701	6352
	前週比 枚数増減 (%)			24.0%	7.5%	-15.6%	-6.4%	-12.5%	-25.2%	-38.0%	-3.4%	85.6%	-13.3%	8.6%	27.4%
CHF	16526	9469	-7057	17761	10382	-7379	17654	9212	-8442	21760	10100	-11660	23084	5919	-17165
	前週比 枚数増減 (枚)			1235	913	322	-107	-1170	1063	4106	888	3218	1324	-4181	5505
	前週比 枚数増減 (%)			7.5%	9.6%	4.6%	-0.6%	-11.3%	14.4%	23.3%	9.6%	38.1%	6.1%	-41.4%	47.2%
NZD	16973	15856	-1117	19597	17122	-2475	17383	18228	845	18584	20032	1448	17878	18057	179
	前週比 枚数増減 (枚)			2624	1266	1358	-2214	1106	3320	1201	1804	603	-706	-1975	-1269
	前週比 枚数増減 (%)			15.5%	8.0%	121.6%	-11.3%	6.5%	134.1%	6.9%	9.9%	71.4%	-3.8%	-9.9%	-87.6%
MXN	48737	36866	-11871	49461	39613	-9848	51851	40987	-10864	42692	39693	-2999	44240	37733	-6507
	前週比 枚数増減 (枚)			724	2747	-2023	2390	1374	1016	-9159	-1294	-7865	1548	-1960	3508
	前週比 枚数増減 (%)			1.5%	7.5%	-17.0%	4.8%	3.5%	10.3%	-17.7%	-3.2%	-72.4%	3.6%	-4.9%	117.0%
Total All 8	437959	317787	-120172	464150	332077	-132073	505775	344165	-161610	508567	322249	-186318	512068	297664	-214404
	前週比 枚数増減 (枚)			26191	14290	11901	41625	12088	29537	2792	-21916	24708	3501	-24585	28086
	前週比 枚数増減 (%)			6.0%	4.5%	9.9%	9.0%	3.6%	22.4%	0.6%	-6.4%	15.3%	0.7%	-7.6%	15.1%
Total 7 (MXN除く)	389222	280921	-108301	414689	292464	-122225	453924	303178	-150746	465875	282556	-183319	467828	259931	-207897
	前週比 枚数増減 (枚)			25467	11543	13924	39235	10714	28521	11951	-20622	32573	1953	-22625	24578
	前週比 枚数増減 (%)			6.5%	4.1%	12.9%	9.5%	3.7%	23.3%	2.6%	-6.8%	21.6%	0.4%	-8.0%	13.4%

直近5週 CFTC IMM主要7通貨の構成

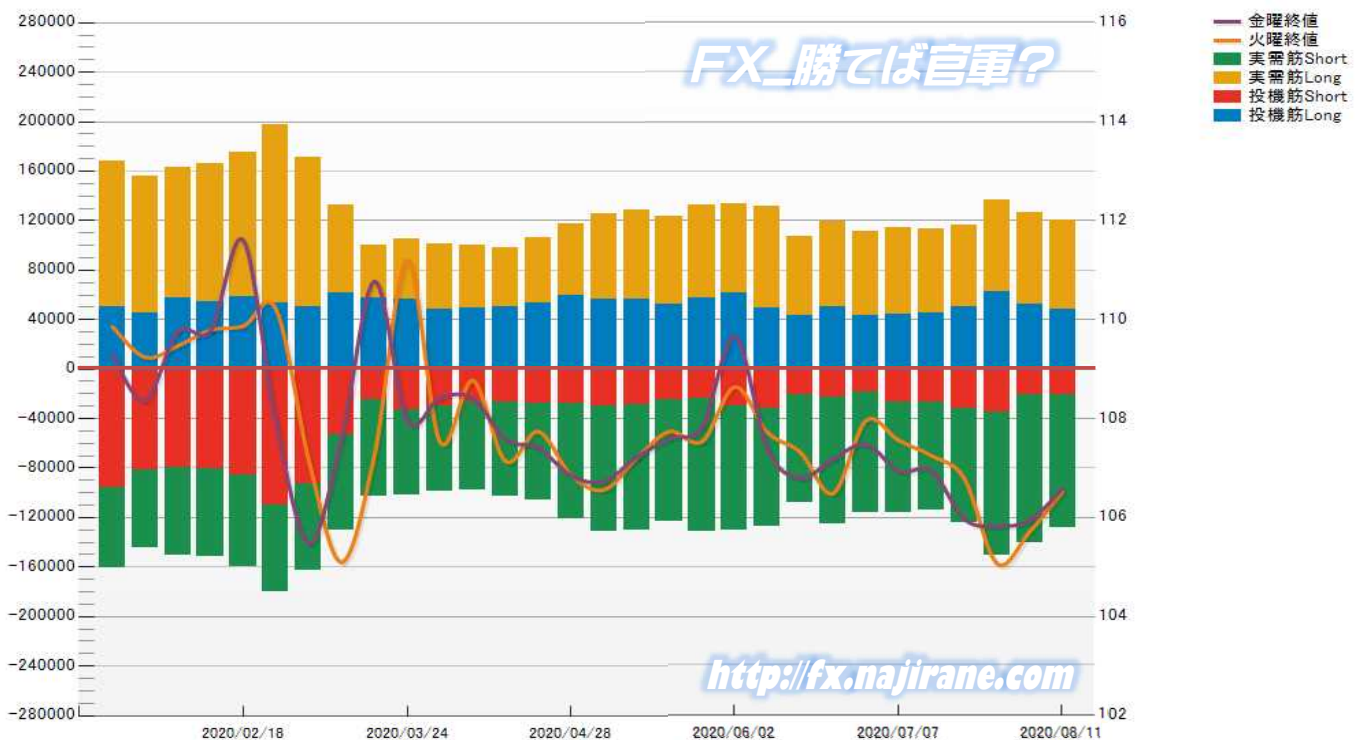


JAPANESE YEN - CHICAGO MERCANTILE EXCHANGE
FUTURES ONLY POSITIONS

Code-097741
2020/08/14 公表値

Date	投機筋集計				実需筋集計				投機筋+実需筋合計				ドル円終値	
	円買い	円売り	売り越し	売買計	円買い	円売り	売り越し	売買計	円買い	円売り	売り越し	売買計	火曜締め	金曜締め
2020/08/11	48158	21142	-27016	69300	72712	107449	34737	180161	120870	128591	7721	249461	106.52	106.59
2020/08/04	52073	20644	-31429	72717	74165	120290	46125	194455	126238	140934	14696	267172	105.72	105.95
2020/07/28	62924	34417	-28507	97341	73649	115708	42059	189357	136573	150125	13552	286698	105.07	105.83
2020/07/21	50854	31547	-19307	82401	65447	92194	26747	157641	116301	123741	7440	240042	106.79	105.97
2020/07/14	45111	26785	-18326	71896	67691	87431	19740	155122	112802	114216	1414	227018	107.25	106.94
2020/07/07	44043	27231	-16812	71274	70580	88421	17841	159001	114623	115652	1029	230275	107.56	106.94
2020/06/30	42755	18894	-23861	61649	68918	97342	28424	166260	111673	116236	4563	227909	107.96	107.48
2020/06/23	50490	23032	-27458	73522	68487	102372	33885	170859	118977	125404	6427	244381	106.49	107.19
2020/06/16	43126	21016	-22110	64142	64304	86449	22145	150753	107430	107465	35	214895	107.32	106.80
2020/06/09	48862	31400	-17462	80262	82366	95668	13302	178034	131228	127068	-4160	258296	107.72	107.37
2020/06/02	61958	29379	-32579	91337	72106	100594	28488	172700	134064	129973	-4091	264037	108.64	109.66
2020/05/26	57873	23266	-34607	81139	74238	108460	34222	182698	132111	131726	-385	263837	107.54	107.84
2020/05/19	52038	24568	-27470	76606	71027	98736	27709	169763	123065	123304	239	246369	107.74	107.60
2020/05/12	56307	28370	-27937	84677	72360	101599	29239	173959	128667	129969	1302	258636	107.20	107.22
2020/05/05	56634	29420	-27214	86054	68783	101620	32837	170403	125417	131040	5623	256457	106.56	106.73
2020/04/28	59962	27636	-32326	87598	56947	93684	36737	150631	116909	121320	4411	238229	106.86	106.85
2020/04/21	53730	27704	-26026	81434	52383	78188	25805	130571	106113	105892	-221	212005	107.74	107.41
2020/04/14	49863	27220	-22643	77083	48656	75435	26779	124091	98519	102655	4136	201174	107.14	107.58
2020/04/07	49249	26839	-22410	76088	51300	70904	19604	122204	100549	97743	-2806	198292	108.77	108.41
2020/03/31	48444	30162	-18282	78606	53154	68221	15067	121375	101598	98383	-3215	199981	107.53	108.42
2020/03/24	56528	32665	-23863	89193	48777	69252	20475	118029	105305	101917	-3388	207222	111.20	107.97
2020/03/17	57286	24351	-32935	81637	42873	78049	35176	120922	100159	102400	2241	202559	107.26	110.77
2020/03/10	61732	53575	-8157	115307	70545	76931	6386	147476	132277	130506	-1771	262783	105.10	107.61
2020/03/03	50598	92922	42324	143520	120130	70043	-50087	190173	170728	162965	-7763	333693	107.16	105.48
2020/02/25	53855	110244	56389	164099	144064	69816	-74248	213880	197919	180060	-17859	377979	110.21	107.91
2020/02/18	58605	85826	27221	144431	116686	73909	-42777	190595	175291	159735	-15556	335026	109.87	111.60
2020/02/11	54805	80993	26188	135798	111167	70770	-40397	181937	165972	151763	-14209	317735	109.79	109.78
2020/02/04	57672	79570	21898	137242	105438	71114	-34324	176552	163110	150684	-12426	313794	109.47	109.76
2020/01/28	45676	81701	36025	127377	110412	63226	-47186	173638	156088	144927	-11161	301015	109.24	108.36
2020/01/21	50596	95297	44701	145893	117694	65587	-52107	183281	168290	160884	-7406	329174	109.86	109.28

JAPANESE YEN - CHICAGO MERCANTILE EXCHANGE
FUTURES ONLY POSITIONS Code-097741

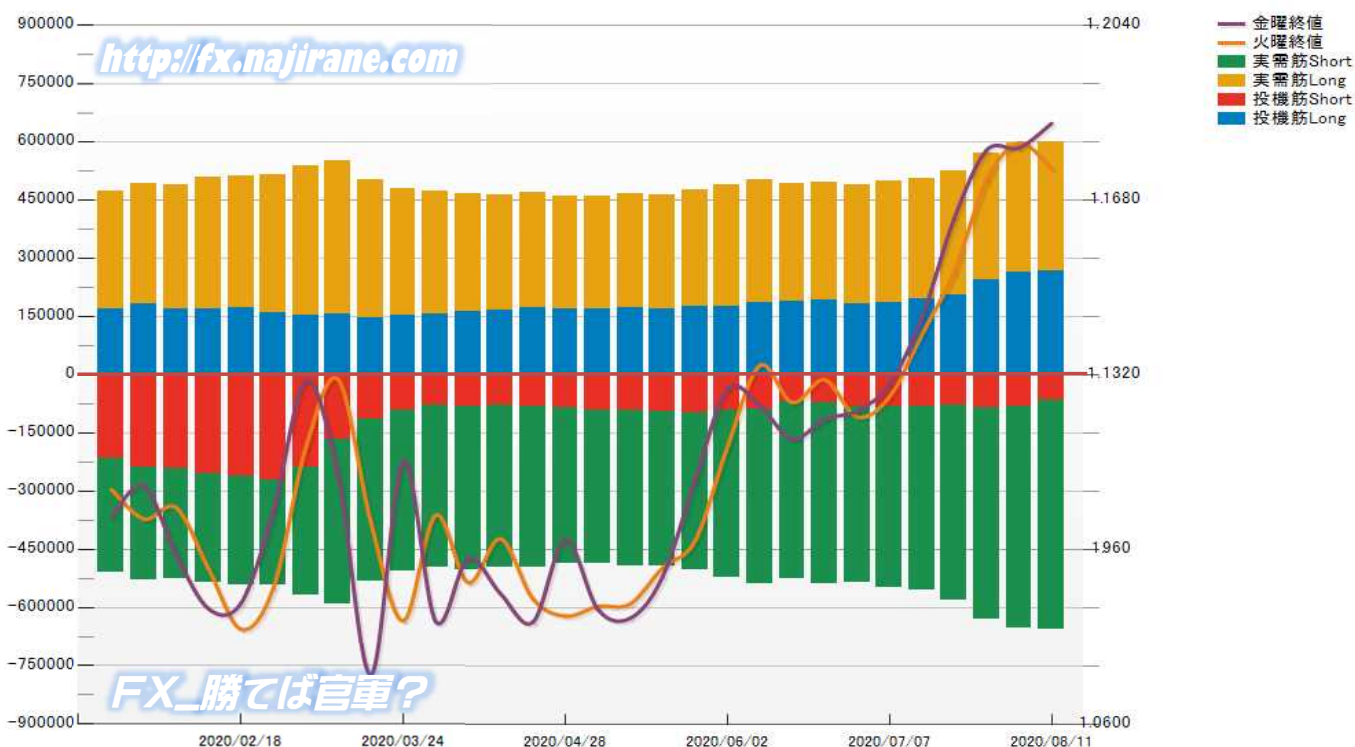


EURO FX - CHICAGO MERCANTILE EXCHANGE
FUTURES ONLY POSITIONS

Code-099741
2020/08/14 公表値

Date	投機筋集計				実需筋集計				投機筋+実需筋合計				ユーロドル終値	
	EUR買い	EUR売り	売り越し	売買計	EUR買い	EUR売り	売り越し	売買計	EUR買い	EUR売り	売り越し	売買計	火曜締め	金曜締め
2020/08/11	266078	66327	-199751	332405	332842	589103	256261	921945	598920	655430	56510	1254350	1.1743	1.1837
2020/08/04	262109	81461	-180648	343570	332310	573668	241358	905978	594419	655129	60710	1249548	1.1797	1.1787
2020/07/28	242127	84568	-157559	326695	328605	546114	217509	874719	570732	630682	59950	1201414	1.1721	1.1782
2020/07/21	204185	79138	-125047	283323	320979	501647	180668	822626	525164	580785	55621	1105949	1.1533	1.1642
2020/07/14	194252	83340	-110912	277592	309455	471519	162064	780974	503707	554859	51152	1058566	1.1402	1.1437
2020/07/07	185159	81562	-103597	266721	311843	466973	155130	778816	497002	548535	51533	1045537	1.1274	1.1300
2020/06/30	180387	81432	-98955	261819	306839	453967	147128	760806	487226	535399	48173	1022625	1.1232	1.1245
2020/06/23	190816	72368	-118448	263184	305405	467945	162540	773350	496221	540313	44092	1036534	1.1309	1.1228
2020/06/16	187120	69988	-117132	257108	302800	457835	155035	760635	489920	527823	37903	1017743	1.1262	1.1187
2020/06/09	184669	89020	-95649	273689	316909	450627	133718	767536	501578	539647	38069	1041225	1.1338	1.1255
2020/06/02	174412	93172	-81240	276584	312787	429985	117198	742772	487199	523157	35958	1010356	1.1170	1.1290
2020/05/26	175034	99812	-75222	274846	298419	404675	106256	703094	473453	504487	31034	977940	1.0977	1.1102
2020/05/19	167756	95194	-72562	262950	295367	397961	102594	693328	463123	493155	30032	956278	1.0921	1.0903
2020/05/12	171980	93840	-78140	265820	294370	400827	106457	695197	466350	494667	28317	961017	1.0847	1.0818
2020/05/05	169272	92973	-76299	262245	290624	393234	102610	683858	459896	486207	26311	946103	1.0842	1.0836
2020/04/28	167264	87583	-79681	254847	291497	399179	107682	690676	458761	486762	28001	945523	1.0822	1.0980
2020/04/21	170378	83160	-87218	253538	297719	413092	115373	710811	468097	496252	28155	964349	1.0858	1.0810
2020/04/14	165078	78461	-86617	243539	296805	417530	120725	714335	461883	495991	34108	957874	1.0981	1.0868
2020/04/07	161185	81561	-79624	242746	304521	422120	117599	726641	465706	503681	37975	969387	1.0891	1.0940
2020/03/31	155047	80800	-74247	235847	315522	415776	100254	731298	470569	496576	26007	967145	1.1030	1.0811
2020/03/24	152360	91070	-61290	243430	326218	414867	88649	741085	478578	505937	27359	984515	1.0812	1.1141
2020/03/17	147133	114638	-32495	261771	352847	419664	66817	772511	499980	534302	34322	1034282	1.1016	1.0699
2020/03/10	153820	166487	12667	320307	397574	424702	27128	822276	551394	591189	39795	1142583	1.1309	1.1107
2020/03/03	151904	238607	86703	390511	385539	329833	-55706	715372	537443	568440	30997	1105883	1.1171	1.1307
2020/02/25	157587	271608	114021	429195	355329	270784	-84545	626113	512916	542392	29476	1055308	1.0881	1.1040
2020/02/18	170586	262093	91507	432679	340245	282010	-58235	622255	510831	544103	33272	1054934	1.0795	1.0849
2020/02/11	169475	255144	85669	424619	338132	281706	-56426	619838	507607	536850	29243	1044457	1.0919	1.0837
2020/02/04	166925	242005	75080	408930	321548	283559	-37989	605107	488473	525564	37091	1014037	1.1045	1.0948
2020/01/28	180653	239515	58862	420168	311346	291195	-20151	602541	491999	530710	38711	1022709	1.1022	1.1090
2020/01/21	168216	215235	47019	383451	302385	295283	-7102	597668	470601	510518	39917	981119	1.1083	1.1028

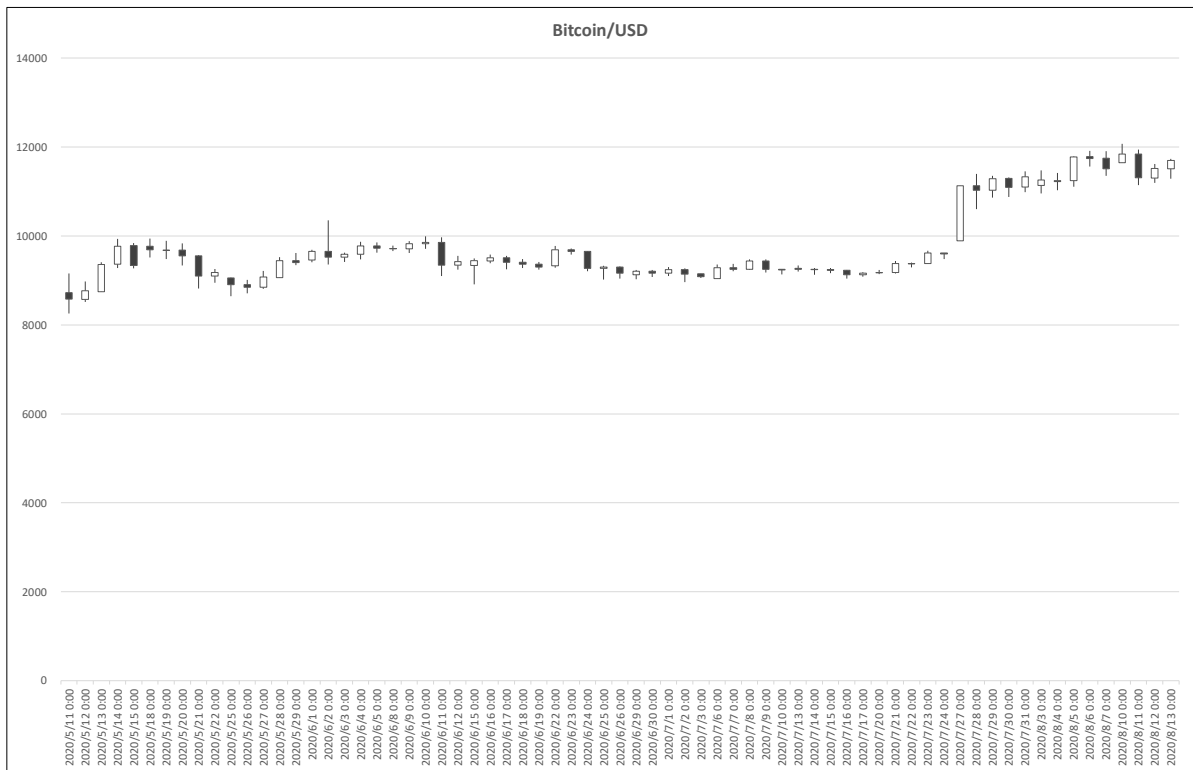
EURO FX - CHICAGO MERCANTILE EXCHANGE
FUTURES ONLY POSITIONS Code-099741



Bitcoin/USD 及び CME Futures (当月及び限月別)

※取引単位=5ビットコイン
(CME CFビットコイン参考基準レート=BRRを対象)

Bitcoin/USD					CME Futures		2020/07		2020/08		2020/09		2020/10		2020/11	
Date	Open	High	Low	Close	Volume	OpenInt	Close	Volume	Close	Volume	Close	Volume	Close	Volume	Close	Volume
2020/5/11	8726	9158	8258	8584	21001	9077	8880	72	8920	56	8950	0	0	0	9130	0
2020/5/12	8576	8977	8518	8764	7859	9939	8965	64	8975	65	9015	0	0	0	9190	0
2020/5/13	8749	9407	8749	9355	5941	10698	9345	41	9360	9	9400	0	0	0	9575	0
2020/5/14	9363	9930	9276	9766	9828	10789	9880	90	9905	21	9945	0	0	0	10120	0
2020/5/15	9785	9843	9268	9337	8825	10367	9535	18	9560	2	9600	0	0	0	9800	2
2020/5/18	9766	9940	9515	9690	8946	10628	9905	32	9930	46	9970	0	0	0	10170	0
2020/5/19	9681	9891	9479	9681	7837	10878	9840	157	9845	119	9885	0	0	0	10105	0
2020/5/20	9681	9833	9337	9551	7382	10761	9700	47	9685	69	9720	0	0	0	9765	0
2020/5/21	9551	9569	8818	9099	10514	9592	9205	42	9195	28	9230	0	0	0	9270	0
2020/5/22	9099	9259	8945	9174	5236	9175	9315	20	9320	17	9355	0	0	0	9395	0
2020/5/25	9058	9066	8643	8905	0	0	0	0	0	0	0	0	0	0	0	0
2020/5/26	8905	9009	8711	8850	11348	8722	8935	84	8930	186	8965	0	0	0	8995	0
2020/5/27	8850	9217	8811	9074	8549	9019	9325	20	9325	4	9360	0	0	0	9375	0
2020/5/28	9066	9524	9066	9443	10373	8921	9640	54	9650	12	9685	0	0	0	9700	0
2020/5/29	9443	9615	9346	9399	4145	8419	9570	94	9580	13	9615	0	9625	0	9630	0
2020/5/31	9461	9690	9407	9653	4005	8764	9745	168	9760	15	9795	0	9805	0	9810	0
2020/6/2	9653	10352	9355	9524	16101	8824	9675	300	9715	253	9730	12	9760	0	9765	0
2020/6/3	9524	9625	9416	9588	3465	8869	9740	47	9775	14	9800	3	9825	0	9850	0
2020/6/4	9588	9872	9470	9775	4652	9205	10000	79	10040	11	10055	18	10100	0	10125	0
2020/6/5	9775	9852	9625	9728	4768	9403	9890	47	9935	2	9955	10000	10000	0	10025	0
2020/6/8	9709	9785	9662	9718	4137	9573	9885	111	9915	40	9935	1	9980	0	10005	0
2020/6/9	9709	9881	9615	9823	4697	9565	9915	151	9980	50	9995	5	10040	0	10070	0
2020/6/10	9823	9990	9709	9852	7694	10174	10025	109	10100	16	10115	5	10135	0	10160	0
2020/6/11	9852	9970	9099	9346	12060	8873	9420	320	9465	99	9495	0	9515	0	9540	1
2020/6/12	9346	9551	9242	9425	4306	8741	9570	180	9620	101	9650	2	9670	0	9695	0
2020/6/15	9337	9497	8913	9443	7090	8745	9550	235	9600	111	9620	1	9655	1	9690	0
2020/6/16	9434	9579	9390	9506	3765	8784	9640	50	9695	63	9715	0	9740	0	9800	0
2020/6/17	9506	9551	9251	9407	3579	8312	9440	35	9490	101	9525	0	9550	0	9675	1
2020/6/18	9407	9479	9276	9363	2345	8346	9525	42	9570	41	9610	0	9650	0	9750	0
2020/6/19	9363	9416	9242	9302	3959	8463	9435	56	9475	29	9520	0	9560	0	9660	0
2020/6/22	9328	9775	9285	9690	7300	9345	9705	209	9745	207	9790	0	9830	0	9895	0
2020/6/23	9690	9718	9579	9653	6043	9330	9795	223	9840	297	9875	0	9915	0	9945	0
2020/6/24	9653	9662	9208	9268	11601	8187	9430	401	9460	325	9495	19	9535	0	9565	1
2020/6/25	9268	9328	9017	9302	7808	7802	9405	477	9450	148	9490	2	9535	1	9565	0
2020/6/26	9302	9311	9042	9166	4824	7374	9280	346	9315	273	9365	5	9410	5	9440	0
2020/6/29	9124	9234	9025	9208	3054	7527	9255	188	9295	117	9330	7	9375	0	9415	0
2020/6/30	9208	9234	9074	9166	3161	7675	9240	168	9285	137	9320	7	9350	0	9400	0
2020/7/1	9166	9302	9099	9242	5500	8277	9365	528	9415	171	9435	7	9475	0	9535	5
2020/7/2	9242	9268	8961	9141	7137	8004	9115	411	9165	155	9210	9	9250	0	9335	5
2020/7/3	9149	9149	9058	9083	0	0	0	0	0	0	0	0	0	0	0	0
2020/7/6	9042	9355	9042	9285	7422	8271	9405	404	9450	123	9475	4	9525	0	9550	1
2020/7/7	9285	9372	9208	9251	3178	8165	9350	85	9400	114	9430	4	9480	0	9505	0
2020/7/8	9251	9470	9234	9434	5807	9041	9560	441	9600	193	9630	10	9680	0	9705	0
2020/7/9	9434	9470	9174	9251	6353	8310	9320	320	9365	97	9410	4	9430	0	9485	1
2020/7/10	9251	9259	9132	9234	2415	8067	9330	99	9385	12	9425	8	9450	0	9505	0
2020/7/13	9268	9337	9200	9251	3209	8283	9330	274	9380	86	9415	5	9445	0	9500	0
2020/7/14	9251	9276	9124	9242	3266	8322	9370	287	9425	109	9460	1	9490	0	9530	0
2020/7/15	9242	9276	9166	9225	2706	8314	9250	230	9295	144	9335	2	9365	0	9455	0
2020/7/16	9225	9234	9042	9124	3770	8071	9195	366	9245	50	9285	1	9335	0	9355	9
2020/7/17	9124	9183	9083	9166	1895	7946	9250	135	9290	75	9335	10	9385	0	9405	1
2020/7/20	9174	9234	9141	9174	3090	8123	9255	585	9300	73	9335	0	9395	0	9415	0
2020/7/21	9174	9434	9158	9381	6558	9230	9460	920	9510	223	9545	5	9585	0	9605	2
2020/7/22	9381	9399	9295	9380	3778	9472	9480	508	9530	143	9570	1	9610	2	9630	7
2020/7/23	9381	9668	9377	9619	8067	10217	9720	1118	9775	268	9820	21	9855	0	9880	7
2020/7/24	9619	9619	9478	9595	4061	10179	9690	825	9750	104	9800	9	9835	0	9860	13
2020/7/27	9889	11131	9889	11131	25493	13104	11065	7719	11145	1340	11210	244	11255	21	11315	12
2020/7/28	11126	11392	10605	11027	20939	13068	11215	4004	11315	1311	11425	308	11445	5	11495	18
2020/7/29	11025	11348	10860	11286	13188	13040	11425	3530	11530	494	11625	76	11655	1	11695	6
2020/7/30	11297	11314	10877	11094	11794	13306	11370	3917	11440	517	11540	4	11580	1	11620	15
2020/7/31	11097	11452	10984	11328	11291	13017	11610	9692	11700	1344	11750	161	11790	9	11830	85
2020/8/3	11137	11476	10956	11260	6308	13113	11620	5333	11695	787	11760	139	11815	44	11885	5
2020/8/4	11223	11414	11029	11246	7783	12703	11370	6915	11480	624	11525	208	11605	2	11695	34
2020/8/5	11241	11791	11105	11777	13013	13907	11850	11366	11930	1248	11975	373	12055	4	12155	22
2020/8/6	11780	11910	11561	11742	5979	14081	12040	4902	12120	764	12165	270	12250	12	12350	30
2020/8/7	11747	11908	11354	11508	11473	13064	11575	10007	11690	1316	11750	115	11820	16	11930	13
2020/8/10	11648	12072	11648	11839	11098	14139	12015	9860	12115	908	12175	114	12280	51	12455	162
2020/8/11	11839	11940	11142	11311	12114	13090	11435	10291	11550	1558	11610	195	11685	48	11850	22
2020/8/12	11303	11620	11194	11516	6975	13630	11665	6069	11770	604	11815	227	11890	52	12060	23
2020/8/13	11510	11733	11288	11698	6003	13564	11590	5062	11705	709	11750	175	11825	40	12010	17



Date	BTC(BitCoin)/JPY					ETH(Ethereum)/JPY					XRP(Ripple)/JPY				
	Open	High	Low	Close	Volume	Open	High	Low	Close	Volume	Open	High	Low	Close	Volume
2020/6/15	1007250.63	1020432.25	963887.69	1015704.75	2869524.07	25117.67	25149.18	23735.87	24711.38	1132356.80	20.5631	20.8045	19.7121	20.7504	141364.04
2020/6/16	1016087.81	1029867.81	1008662.13	1024578.31	2316578.47	24693.47	25388.20	24512.41	25181.08	855673.04	20.7494	20.7692	20.3959	20.5503	124491.54
2020/6/17	1024122.81	1023620.63	998440.38	1013290.75	2156681.07	25189.26	25320.35	24550.11	24907.07	823158.11	20.5705	21.1707	20.4021	20.6760	141425.19
2020/6/18	1013431.00	1013560.81	998217.63	1007169.06	1901591.69	24893.22	25058.48	24489.22	24837.34	718449.54	20.6773	20.6705	20.2539	20.4345	111880.30
2020/6/19	1007003.63	1008511.75	991329.19	992796.00	2098487.69	24821.70	24828.74	24259.37	24278.80	742497.54	20.4310	20.4369	19.9386	19.9660	117299.75
2020/6/20	993110.44	1004228.19	988452.13	997533.63	1831083.03	24261.50	24739.58	24225.61	24507.12	668364.85	19.9660	20.2883	19.8907	20.1488	103329.56
2020/6/21	987674.94	1004884.06	993701.38	994043.19	1637319.85	24500.91	24836.84	24416.68	24466.34	598373.74	20.1453	20.2132	19.8198	19.5787	95480.80
2020/6/22	993753.19	1031992.13	993037.00	1031496.13	2256124.14	24467.79	26056.24	24453.46	25928.01	970653.20	19.8373	20.3194	19.8240	20.2341	129277.94
2020/6/23	1030999.94	1029525.75	1020369.00	1024994.56	1810109.49	25928.42	26074.88	25624.50	25985.70	705093.48	20.2366	20.3123	19.9224	20.0825	116399.78
2020/6/24	1025214.69	1031541.56	991168.19	996956.81	2029718.97	25990.36	26488.35	24861.30	25237.79	943587.26	20.0846	20.3404	19.5647	19.7250	121819.72
2020/6/25	997012.06	1001513.19	975037.00	992866.00	1994993.51	25230.34	25275.46	24682.96	24963.55	751274.07	19.7040	19.8300	19.3989	19.6723	113062.56
2020/6/26	992456.88	997919.75	975452.75	982081.50	1965838.31	24956.37	25072.50	24561.14	24615.82	770355.20	19.6618	19.8753	19.2319	19.5787	136064.18
2020/6/27	982607.38	986893.19	964428.88	969485.00	1851330.12	24611.90	24918.64	23640.11	23896.83	741512.07	19.6242	19.8351	18.7017	18.9548	122448.78
2020/6/28	969814.06	985793.06	961996.88	980205.75	1560947.19	23891.97	24501.16	23523.08	24157.55	665284.55	18.9572	19.3470	18.7832	19.0489	122149.82
2020/6/29	979824.81	993874.13	971450.13	988825.63	1770957.34	24159.08	24732.07	23819.51	24551.03	723654.60	19.0442	19.2573	18.8883	19.1463	125310.93
2020/6/30	988258.31	992710.25	978554.44	986811.94	1699308.80	24526.67	24724.58	24210.62	24439.76	658101.10	19.1185	19.2008	18.8952	18.9923	109109.17
2020/7/1	987674.94	1000382.38	980780.25	990802.25	1714790.83	24420.27	25010.81	24315.09	24813.57	693981.33	18.9792	19.1851	18.8934	19.0011	119818.58
2020/7/2	991104.38	997791.25	972202.19	980748.38	1756400.88	24832.41	24966.80	24254.52	24659.20	667800.21	19.0203	19.1761	18.7436	19.0534	113268.82
2020/7/3	989002.31	989486.69	973879.13	976944.06	1406074.12	24651.33	24684.00	24179.71	24230.57	549254.12	19.0556	19.1781	18.8307	18.9572	105001.57
2020/7/4	976614.00	987263.75	973323.88	981801.63	1321311.45	24219.97	24732.31	24203.29	24262.95	562077.22	18.9493	19.3166	18.9422	19.1344	107522.12
2020/7/5	981113.88	984994.06	964988.81	976270.06	1388283.92	24616.43	24711.09	24137.52	24494.55	569387.48	19.1269	19.2145	18.7892	19.0453	104328.30
2020/7/6	976152.50	1005660.38	967460.69	1006560.38	1920609.19	24496.74	25959.61	24440.29	25928.78	942942.81	19.0453	20.3071	18.9976	20.2447	153273.89
2020/7/7	1003735.31	1004661.06	991022.38	995313.75	1488800.63	25871.06	26046.68	25234.91	25718.55	692944.10	20.2447	20.2853	19.6857	19.8785	114786.15
2020/7/8	995393.63	1013891.88	995514.44	1011547.00	2113826.79	25727.63	26626.24	25656.23	26464.73	1061355.81	19.8814	22.0710	19.8246	21.9610	201515.76
2020/7/9	1011510.63	1011788.88	990315.19	994978.56	1930413.34	26473.13	26520.55	25728.23	26061.28	903945.03	21.9509	22.5531	21.3033	21.7602	194015.97
2020/7/10	994484.06	993016.44	974100.00	992090.13	1802675.01	26045.41	26042.49	25302.94	25766.12	778524.14	21.7529	21.7529	20.6599	21.2399	124219.07
2020/7/11	991951.56	993664.50	973601.89	987839.19	1416481.62	25772.51	25824.12	25482.38	25999.28	603272.09	21.2476	21.7700	21.2386	21.5090	106250.20
2020/7/12	987914.94	996292.50	983409.50	991797.00	1545174.27	25599.43	26011.18	25418.82	25887.51	705253.54	21.5111	21.7286	21.2057	21.4405	99093.99
2020/7/13	991872.31	998065.38	989029.75	991627.19	1879473.87	25892.88	26163.27	25549.67	25704.06	835446.61	21.4405	21.9964	21.0169	21.3025	128416.64
2020/7/14	991100.38	995947.38	984985.94	991321.94	1939595.50	25743.86	25961.92	25503.10	25762.35	789077.31	21.2939	21.4082	20.9708	21.3220	128407.12
2020/7/15	991180.75	994612.56	980993.31	982741.88	1693849.34	25755.08	25888.39	25358.86	25488.19	661657.78	21.3183	21.4071	21.0287	21.0717	114109.73
2020/7/16	982650.25	984871.81	973849.81	979751.06	1685873.01	25491.12	25546.18	24817.42	25066.16	625692.30	21.0621	21.1008	20.3777	20.8184	113275.98
2020/7/17	979706.44	984323.88	974379.19	979244.50	1492138.45	25071.58	25128.94	24882.61	24907.88	627033.16	20.8187	21.1421	20.5531	20.7890	100168.82
2020/7/18	979222.25	987761.19	973833.50	980062.81	1311089.32	24916.72	25311.38	24859.92	25197.94	577548.88	20.7963	21.5724	20.7522	21.3305	93116.55
2020/7/19	979952.19	985074.13	973492.00	983726.25	1385661.92	25195.21	25603.83	24962.09	25540.07	669471.64	21.3373	21.5440	20.9873	21.3257	88714.13
2020/7/20	983876.56	989198.00	979797.06	982283.31	1474417.17	25540.86	25655.14	25206.50	25312.47	600318.81	21.3265	21.3911	20.7901	20.9084	90977.94
2020/7/21	982099.25	1007677.81	980309.94	1001404.38	1930152.09	25328.47	26289.25	25257.39	26172.13	727075.95	20.8876	21.4842	20.7907	21.2555	99228.88
2020/7/22	1001425.00	1021376.19	996093.88	1020895.13	1771869.22	26174.33	28185.42	25933.94	28100.68	825481.70	21.2598	21.8383	21.0568	21.7935	100266.83
2020/7/23	1021085.75	1026436.19	1016042.25	1023694.44	1938861.07	28121.90	29655.63	27974.98	29349.29	1098511.63	21.7923	22.3525	21.6116	22.1788	154248.49
2020/7/24	1024169.13	1021444.75	1007520.63	1012269.31	1756951.64	29352.88	30377.21	28610.03	29636.61	1004750.99	22.2039	22.2212	21.5512	21.6582	137386.16
2020/7/25	1012544.50	1030065.63	1011560.25	1027152.69	1763033.88	29616.55	32558.25	29616.55	32273.33	1144748.81	21.6487	22.9903	21.6273	22.7254	130106.21
2020/7/26	1027484.00	1063951.63	1024577.00	1049828.88	2173601.80	32234.66	33582.02	31871.17	32818.51	1272277.09	22.7139	23.7792	22.5673	22.7855	153485.34
2020/7/27	1049834.25	1195730.38	1048180.50	1157242.75	3723072.23	32820.02	34827.80	32820.02	33852.62	1647203.38	22.7819	23.9483	22.2516	23.5507	185600.89
2020/7/28	1160042.50	1179177.00	1118307.13	1147090.50	3023767.26	33885.86	34299.32	32365.18	33285.11	1298905.06	23.5736	24.5558	22.9165	24.2053	184443.10
2020/7/29	1147104.13	1186243.88	1142234.38	1165732.88	2585218.57	33274.40	34010.36	32926.92	33415.31	1142458.81	24.1918	26.1669	24.1821	25.5294	212431.16
2020/7/30	1165666.13	1169835.63	1144320.00	1163136.75	2392727.19	33410.49	35472.29	33236.57	35024.97	1238138.26	25.5457	26.0415	25.0741	25.5969	172803.59
2020/7/31	1163031.75	1209967.38	1146250.00	1198464.38	2451280.96	35029.91	36896.68	34348.61	36573.16	1273306.73	25.6102	27.0470	25.2524	27.4021	196280.81
2020/8/1	1198369.50	1248347.25	1189596.75	1244623.50	2759822.87	36598.98	41155.28	36364.95	40769.15	1486536.22	27.4021	31.3028	27.0783	30.6435	305284.67
2020/8/2	1244535.88	1273681.75	1166147.88	1170240.63	2901890.12	40806.21	43523.99	37999.73	39242.83	2001965.17	30.6660	34.1939	29.1685	30.3911	536134.19
2020/8/3	1169198.25	1215515.25	1165653.13	1192546.00	2149582.09	39291.76	42089.81	39079.48	40962.16	1360966.83	30.4365	33.7893	30.1871	32.8656	354255.01
2020/8/4	0.00	0.00	0.00	0.00	0.00	0.00	0.00	0.00	0.00	0.00	0.0000	0.0000	0.0000	0.0000	0.00
2020/8/5	1183342.25	1244230.63	1178476.75	1240124.38	2577077.83	41161.06	42894.52	40790.27	42395.62	1359253.36	31.7686	32.4867	30.9014	32.0204	216249.13
2020/8/6	1240425.13	1256681.38	1224052.88	1243732.25	2470697.33	42394.91	42579.96	41433.85	41700.88	1193565.25	32.0025	32.7114	31.4811	32.0530	205503.43
2020/8/7	1242369.38	1256246.50	1208267.13	1228932.50	2450382.90	41728.85	42044.48	38967.50	40201.42	1350773.53	32.0403	32.6785	30.4306	31.2134	453204.85
2020/8/8	1229258.75	1249969.13	1224373.13	1245211.88	1861566.24	40205.52	41738.63	39972.28	41738.63	989688.55	31.2390	31.6440	30.8549	31.1484	143628.74
2020/8/9	1234440.50	1250721.75	1223466.63	1236011.25	1851476.23	41878.24	42347.75	40874.52							

Date	日経平均(^N225)					CME日経平均先物ドル建て(NKD)					CME日経平均先物円建て(NIY)					USDJPY
	Open	High	Low	Close	Volume	Open	High	Low	Close	Volume	Open	High	Low	Close	Volume	
2020-08-14	23,323.92	23,338.79	23,222.85	23,289.36	59,800.0	23,280.0	23,305.0	23,065.0	23,155.0	1,663,367	23,270.0	23,295.0	23,050.0	23,145.0	12,786,551	106.59
2020-08-13	23,123.36	23,316.69	23,111.50	23,249.61	84,800.0	23,275.0	23,355.0	23,180.0	23,350.0	1,751,027	23,260.0	23,340.0	23,165.0	23,315.0	12,882,668	106.94
2020-08-12	22,747.44	22,874.37	22,670.74	22,843.96	90,800.0	22,830.0	23,255.0	22,780.0	23,155.0	3,262,618	22,815.0	23,245.0	22,765.0	23,175.0	19,216,005	106.87
2020-08-11	22,505.51	22,760.87	22,497.07	22,750.24	99,300.0	22,725.0	22,960.0	22,670.0	22,750.0	2,125,190	22,705.0	22,945.0	22,650.0	22,755.0	16,578,449	106.52
2020-08-10						22,500.0	22,535.0	22,345.0	22,520.0	956,998	22,475.0	22,525.0	22,325.0	22,525.0	5,087,103	105.94
2020-08-09						22,440.0	22,475.0	22,410.0	22,455.0	1,008	22,410.0	22,455.0	22,395.0	22,430.0	4,913	106.01
2020-08-07	22,433.78	22,436.16	22,204.61	22,329.94	66,700.0	22,220.0	22,485.0	22,220.0	22,465.0	1,473,432	22,205.0	22,480.0	22,205.0	22,450.0	10,851,948	105.95
2020-08-06	22,471.71	22,587.75	22,362.89	22,418.15	62,600.0	22,430.0	22,480.0	22,270.0	22,435.0	1,635,160	22,410.0	22,465.0	22,255.0	22,390.0	12,204,529	105.51
2020-08-05	22,479.72	22,554.20	22,356.25	22,514.85	74,000.0	22,525.0	22,640.0	22,445.0	22,500.0	1,338,230	22,515.0	22,620.0	22,430.0	22,470.0	9,227,943	105.60
2020-08-04	22,379.74	22,603.82	22,379.74	22,573.66	89,100.0	22,510.0	22,655.0	22,430.0	22,485.0	2,100,761	22,490.0	22,635.0	22,405.0	22,475.0	14,005,839	105.72
2020-08-03	21,947.58	22,214.59	21,919.83	22,195.38	84,000.0	22,140.0	22,420.0	22,055.0	22,410.0	2,883,996	22,115.0	22,400.0	22,030.0	22,390.0	17,312,385	106.01
2020-08-02						21,955.0	22,000.0	21,895.0	21,995.0	21,226	21,940.0	21,980.0	21,870.0	21,970.0	54,193	105.83
2020-07-31	22,267.59	22,295.05	21,710.00	21,710.00	106,600.0	21,860.0	22,005.0	21,705.0	21,955.0	4,796,095	21,840.0	21,980.0	21,685.0	21,945.0	26,929,568	105.83
2020-07-30	22,489.24	22,506.60	22,334.71	22,339.23	77,800.0	22,385.0	22,385.0	21,970.0	22,305.0	3,679,095	22,360.0	22,365.0	21,945.0	22,275.0	17,992,573	104.79
2020-07-29	22,543.89	22,584.87	22,366.34	22,397.11	74,300.0	22,435.0	22,570.0	22,365.0	22,530.0	1,564,836	22,425.0	22,550.0	22,340.0	22,510.0	8,295,309	104.94
2020-07-28	22,735.02	22,842.19	22,646.22	22,657.38	67,800.0	22,695.0	22,720.0	22,510.0	22,555.0	1,928,911	22,670.0	22,700.0	22,485.0	22,525.0	13,642,556	105.07
2020-07-27	22,495.95	22,741.13	22,429.57	22,715.85	71,800.0	22,685.0	22,740.0	22,630.0	22,720.0	2,487,537	22,660.0	22,720.0	22,610.0	22,695.0	14,215,593	105.40
2020-07-26						22,380.0	22,550.0	22,350.0	22,485.0	11,172	22,365.0	22,510.0	22,325.0	22,495.0	40,796	105.97
2020-07-24						22,410.0	22,480.0	22,285.0	22,355.0	2,801,833	22,375.0	22,460.0	22,255.0	22,335.0	12,906,664	105.97
2020-07-23						22,790.0	22,910.0	22,495.0	22,605.0	1,699,672	22,755.0	22,885.0	22,470.0	22,575.0	7,587,913	106.85
2020-07-22	22,791.75	22,855.31	22,732.92	22,751.61	65,400.0	22,780.0	22,815.0	22,655.0	22,740.0	1,702,852	22,755.0	22,790.0	22,625.0	22,725.0	10,877,548	107.15
2020-07-21	22,789.38	22,925.58	22,780.22	22,884.22	68,600.0	22,890.0	22,955.0	22,730.0	22,790.0	1,749,106	22,860.0	22,925.0	22,705.0	22,770.0	12,959,471	106.79
2020-07-20	22,772.07	22,788.53	22,580.19	22,717.48	50,000.0	22,715.0	22,850.0	22,590.0	22,820.0	1,722,960	22,685.0	22,825.0	22,560.0	22,800.0	9,971,434	107.25
2020-07-19						22,685.0	22,790.0	22,685.0	22,785.0	9,725	22,650.0	22,760.0	22,650.0	22,760.0	44,847	106.94
2020-07-17	22,807.57	22,857.82	22,643.52	22,696.42	55,900.0	22,705.0	22,755.0	22,640.0	22,690.0	1,687,551	22,675.0	22,725.0	22,605.0	22,665.0	8,235,550	106.94
2020-07-16	22,907.96	22,925.90	22,739.42	22,770.36	89,400.0	22,795.0	22,800.0	22,680.0	22,765.0	611,450	22,760.0	22,795.0	22,650.0	22,780.0	10,272,463	107.26
2020-07-15	22,817.91	22,965.56	22,800.11	22,945.50	72,600.0	22,885.0	23,045.0	22,860.0	22,955.0	2,013,836	22,845.0	23,015.0	22,830.0	22,895.0	14,007,937	106.95
2020-07-14	22,631.87	22,677.02	22,538.78	22,587.01	61,000.0	22,570.0	22,910.0	22,515.0	22,900.0	3,435,943	22,535.0	22,880.0	22,515.0	22,785.0	13,430,384	107.25
2020-07-13	22,591.81	22,784.74	22,561.47	22,784.74	71,200.0	22,720.0	22,885.0	22,535.0	22,645.0	2,118,318	22,690.0	22,850.0	22,505.0	22,615.0	12,896,914	107.27
2020-07-12						22,605.0	22,735.0	22,605.0	22,650.0	5,988	22,590.0	22,700.0	22,590.0	22,620.0	33,836	106.94
2020-07-10	22,534.97	22,563.68	22,285.07	22,290.81	78,800.0	22,460.0	22,645.0	22,260.0	22,605.0	3,147,209	22,430.0	22,620.0	22,225.0	22,550.0	14,667,024	106.94
2020-07-09	22,442.30	22,679.08	22,434.38	22,529.29	65,200.0	22,635.0	22,700.0	22,305.0	22,480.0	3,644,155	22,600.0	22,665.0	22,265.0	22,450.0	15,556,296	107.22
2020-07-08	22,481.61	22,667.95	22,438.65	22,438.65	64,900.0	22,540.0	22,575.0	22,360.0	22,565.0	2,253,085	22,495.0	22,535.0	22,325.0	22,525.0	15,280,965	107.27
2020-07-07	22,649.90	22,742.28	22,540.44	22,614.69	62,700.0	22,610.0	22,610.0	22,440.0	22,490.0	2,297,623	22,570.0	22,580.0	22,405.0	22,460.0	11,580,915	107.56
2020-07-06	22,341.27	22,734.11	22,325.75	22,714.44	58,000.0	22,690.0	22,790.0	22,615.0	22,710.0	2,322,852	22,635.0	22,740.0	22,190.0	22,660.0	15,468,416	107.37
2020-07-05						22,270.0	22,325.0	22,235.0	22,305.0	2,928	22,220.0	22,285.0	22,190.0	22,250.0	17,956	107.53
2020-07-02	22,182.68	22,267.51	22,072.11	22,145.96	73,600.0	22,160.0	22,470.0	22,105.0	22,330.0	2,555,545	22,115.0	22,420.0	22,060.0	22,285.0	14,958,646	107.46
2020-07-01	22,338.30	22,039.56	22,121.73	22,121.73	67,400.0	22,240.0	22,290.0	22,000.0	22,235.0	3,309,856	22,195.0	22,245.0	21,950.0	22,185.0	15,779,953	107.96
2020-06-30	22,335.10	22,448.30	22,273.38	22,288.14	74,200.0	22,385.0	22,450.0	22,200.0	22,350.0	2,707,328	22,335.0	22,400.0	22,150.0	22,305.0	14,758,065	107.58
2020-06-29	22,255.05	22,281.38	21,969.59	21,995.04	73,700.0	22,070.0	22,465.0	21,985.0	22,455.0	2,886,528	22,015.0	22,415.0	21,930.0	22,385.0	19,478,840	107.19
2020-06-28						22,135.0	22,305.0	22,120.0	22,285.0	10,158	22,090.0	22,250.0	22,060.0	22,235.0	55,479	107.18
2020-06-26	22,424.37	22,589.14	22,408.27	22,512.08	66,600.0	22,510.0	22,580.0	22,255.0	22,275.0	2,309,541	22,460.0	22,525.0	22,200.0	22,230.0	13,103,626	107.18
2020-06-25	22,287.87	22,423.41	22,165.14	22,259.79	80,800.0	22,305.0	22,545.0	22,065.0	22,480.0	4,381,773	22,240.0	22,490.0	22,010.0	22,440.0	19,914,222	107.03
2020-06-24	22,541.01	22,663.29	22,479.86	22,534.32	67,000.0	22,530.0	22,595.0	22,100.0	22,285.0	3,109,561	22,470.0	22,535.0	22,040.0	22,225.0	14,653,547	106.99
2020-06-23	22,636.06	22,693.89	22,257.14	22,549.05	100,100.0	22,635.0	22,825.0	22,540.0	22,600.0	5,097,931	22,575.0	22,765.0	22,475.0	22,530.0	21,293,499	106.92
2020-06-22	22,353.69	22,575.74	22,311.94	22,437.27	54,600.0	22,530.0	22,715.0	22,330.0	22,685.0	2,561,243	22,465.0	22,650.0	22,270.0	22,620.0	14,189,946	106.80
2020-06-21						22,265.0	22,375.0	22,170.0	22,350.0	32,749	22,195.0	22,310.0	22,110.0	22,285.0	121,693	106.96
2020-06-19	22,515.75	22,523.66	22,352.16	22,478.79	97,000.0	22,470.0	22,725.0	22,325.0	22,345.0	2,677,303	22,420.0	22,660.0	22,260.0	22,290.0	15,994,040	107.01
2020-06-18	22,363.88	22,432.25	22,125.35	22,355.46	65,200.0	22,390.0	22,545.0	22,250.0	22,525.0	3,113,825	22,330.0	22,485.0	22,185.0	22,465.0	21,252,402	107.32
2020-06-17	22,517.14	22,536.38	22,318.07	22,455.76	72,500.0	22,395.0	22,775.0	22,360.0	22,400.0	3,200,888	22,345.0	22,710.0	22,305.0	22,310.0	21,248,017	107.34
2020-06-16	21,912.29	22,624.14	21,899.48	22,582.21	100,100.0	22,395.0	22,630.0	22,210.0	22,485.0	4,199,352	22,305.0	22,560.0	22,160.0	22,380.0	33,819,547	107.37
2020-06-15	22,135.27	22,251.83	21,529.83	21,530.95	78,500.0	22,115.0	22,175.0	21,405.0	22,130.0	7,296,718	22,025.0	22,095.0	21,305.0	22,035.0	36,603,286	107.37
2020-06-14						22,065.0	22,140.0	21,800.0	22,130.0	23,938	21,980.0	22,050.0	21,705.0	22,045.0	75,507	107.37
2020-06-12	22,082.12	22,350.30	21,786.93	22,305.48	120,500.0	22,280.0	22,510.0	22,060.0	22,230.0	4,147,146	22,195.0	22,425.0	21,960.0	22,140.0	31,327,582	106.82
2020-06-11	22,848.02	22,939.39	22,466.54	22,472.91	105,900.0	22,605.0	22,660.0	21,635.0	22,015.0	4,748,740	22,610.0	22,660.0	21,560.0	21,895.0	34,532,424	

過去5日及び過去4週の4本値と各種ピボット

2020/08/10 ~ 2020/08/14

USD/JPY										Demark						Pivot				Fibonacci Zone																	
当日のOHLCLから計算される翌日の										StopLoss		Support		Pivot		Resistance		StopLoss		3-days AVG	Support Zone 2		Support Zone 1		BP	Resistance Zone 1		Resistance Zone 2									
日足	Open	High	Low	Close	値幅/日	引け形態	真の高値	真の安値	予想高値	予想安値	予想高値	予想安値	LBOP	S2	S1	PP	R1	R2	HBOP																		
2020/08/10	105.93	106.20	105.71	105.94	49p	陽線引け	-	-	-	-	-	-	105.21	105.46	105.70	105.95	106.19	106.44	106.68					105.27	~	105.46	105.65	~	105.71	105.95	106.19	~	106.25	106.44	~	106.62	
2020/08/11	105.94	106.08	105.93	106.52	76p	陽線引け	106.68	105.93	106.98	106.22	106.98	106.22	105.31	105.62	106.07	106.38	106.83	107.14	107.59					105.33	~	105.62	105.91	~	106.00	106.38	106.76	~	106.85	107.14	~	107.43	
2020/08/12	106.52	107.02	106.44	106.87	57p	陽線引け	107.02	106.44	107.23	106.66	107.23	106.66	105.96	106.20	106.54	106.78	107.11	107.35	107.69	106.37	Bull			105.98	~	106.20	106.42	~	106.49	106.78	107.06	~	107.13	107.35	~	107.57	
2020/08/13	106.87	107.05	106.57	106.94	48p	陽線引け	107.05	106.57	107.23	106.75	107.23	106.75	106.18	106.37	106.66	106.85	107.14	107.33	107.62	106.67	Bull			106.19	~	106.37	106.56	~	106.61	106.85	107.09	~	107.15	107.33	~	107.52	
2020/08/14	106.94	107.04	106.44	106.59	60p	陽線引け	107.04	106.44	106.82	106.22	106.82	106.22	105.74	106.09	106.34	106.65	106.94	107.29	107.54	106.77	Bull			105.86	~	106.09	106.32	~	106.39	106.69	106.99	~	107.06	107.29	~	107.52	
週足	Open	High	Low	Close	値幅/週	引け形態	真の高値	真の安値	予想高値	予想安値	予想高値	予想安値	LBOP	S2	S1	PP	R1	R2	HBOP					103.43	104.56	105.26	106.39	107.10	108.22	108.93							
2020/07/20 ~ 2020/07/24	107.09	107.52	105.68	105.97	183p	陰線引け	-	-	-	-	-	-	103.43	104.56	105.26	106.39	107.10	108.22	108.93					103.86	~	104.56	105.26	~	105.47	106.39	107.31	~	107.52	108.22	~	108.92	
2020/07/27 ~ 2020/07/31	106.05	106.06	104.19	105.83	187p	陰線引け	106.06	105.68	105.95	105.57	105.95	104.08	102.79	103.49	104.66	105.36	106.53	107.23	108.40					102.78	~	103.49	104.21	~	104.43	105.36	106.29	~	106.51	107.23	~	107.94	
2020/08/03 ~ 2020/08/07	105.83	106.47	105.30	105.95	117p	陽線引け	106.47	105.30	106.80	105.63	106.80	105.63	104.18	104.74	105.35	105.91	106.51	107.08	107.68	105.89	Bull			104.30	~	104.74	105.19	~	105.32	105.91	106.49	~	106.63	107.08	~	107.52	
2020/08/10 ~ 2020/08/14	105.93	107.05	105.71	106.59	134p	陽線引け	107.05	105.71	107.49	106.15	107.49	106.15	104.51	105.11	105.85	106.45	107.19	107.79	108.53	105.91	Bull			104.60	~	105.11	105.62	~	105.78	106.45	107.12	~	107.28	107.79	~	108.30	

EUR/JPY										Demark						Pivot				Fibonacci Zone																
当日のOHLCLから計算される翌日の										StopLoss		Support		Pivot		Resistance		StopLoss		3-days AVG	Support Zone 2		Support Zone 1		BP	Resistance Zone 1		Resistance Zone 2								
日足	Open	High	Low	Close	値幅/日	引け形態	真の高値	真の安値	予想高値	予想安値	予想高値	予想安値	LBOP	S2	S1	PP	R1	R2	HBOP																	
2020/08/10	124.84	124.89	124.32	124.37	57p	陽線引け	-	-	-	-	-	-	123.59	123.96	124.16	124.53	124.73	125.10	125.30					123.74	~	123.96	124.18	~	124.24	124.53	124.81	~	124.88	125.10	~	125.31
2020/08/11	124.37	125.50	124.35	125.08	115p	陽線引け	125.50	124.35	125.87	124.71	125.87	124.71	123.30	123.83	124.45	124.98	125.60	126.13	126.75					123.38	~	123.83	124.27	~	124.40	124.98	125.55	~	125.69	126.13	~	126.57
2020/08/12	125.07	126.21	124.95	125.95	126p	陽線引け	126.21	124.95	126.71	125.45	126.71	125.45	123.93	124.44	125.20	125.70	126.46	126.97	127.72	125.07	Bull			123.96	~	124.44	124.92	~	125.07	125.70	126.34	~	126.48	126.97	~	127.45
2020/08/13	125.96	126.75	125.92	126.35	83p	陽線引け	126.75	125.92	126.96	126.13	126.96	126.13	125.10	125.51	125.93	126.34	126.76	127.17	127.59	125.67	Bull			125.19	~	125.51	125.82	~	125.92	126.34	126.75	~	126.85	127.17	~	127.49
2020/08/14	126.35	126.47	125.75	126.18	73p	陽線引け	126.47	125.75	126.33	125.60	126.33	125.60	125.06	125.41	125.79	126.13	126.52	126.86	127.24	126.06	Bull			125.13	~	125.41	125.68	~	125.77	126.13	126.50	~	126.58	126.86	~	127.14
週足	Open	High	Low	Close	値幅/週	引け形態	真の高値	真の安値	予想高値	予想安値	予想高値	予想安値	LBOP	S2	S1	PP	R1	R2	HBOP					120.51	~	121.28	122.05	~	122.29	123.30	124.32	~	124.55	125.33	~	126.10
2020/07/20 ~ 2020/07/24	122.28	124.28	122.26	123.37	202p	陽線引け	-	-	-	-	-	-	120.30	121.28	122.33	123.30	124.35	125.33	126.37					120.51	~	121.28	122.05	~	122.29	123.30	124.32	~	124.55	125.33	~	126.10
2020/07/27 ~ 2020/07/31	123.49	125.21	123.02	124.70	219p	陽線引け	125.21	123.02	126.43	123.48	126.05	123.86	121.21	122.12	123.41	124.31	125.60	126.50	127.79					121.28	~	122.12	122.95	~	123.21	124.31	125.40	~	125.66	126.50	~	127.33
2020/08/03 ~ 2020/08/07	124.63	125.59	124.01	124.89	158p	陽線引け	125.59	124.01	126.03	124.45	126.03	124.45	122.48	123.24	124.06	124.83	125.65	126.41	127.23	124.15	Bull			122.64	~	123.24	123.85	~	124.03	124.83	125.62	~	125.80	126.41	~	127.01
2020/08/10 ~ 2020/08/14	124.84	126.75	124.32	126.18	243p	陽線引け	126.75	124.32	127.68	125.25	127.68	125.25	122.32	123.32	124.75	125.75	127.18	128.18	129.60	124.96	Bull			122.40	~	123.32	124.25	~	124.54	125.75	126.96	~	127.25	128.18	~	129.10

EUR/USD										Demark						Pivot				Fibonacci Zone																
当日のOHLCLから計算される翌日の										StopLoss		Support		Pivot		Resistance		StopLoss		3-days AVG	Support Zone 2		Support Zone 1		BP	Resistance Zone 1		Resistance Zone 2								
日足	Open	High	Low	Close	値幅/日	引け形態	真の高値	真の安値	予想高値	予想安値	予想高値	予想安値	LBOP	S2	S1	PP	R1	R2	HBOP																	
2020/08/10	1.1786	1.1801	1.1736	1.1739	64p	陽線引け	-	-	-	-	-	-	1.1653	1.1694	1.1717	1.1759	1.1781	1.1823	1.1846					1.1670	~	1.1694	1.1719	~	1.1727	1.1759	1.1791	~	1.1798	1.1823	~	1.1848
2020/08/11	1.1739	1.1807	1.1723	1.1743	84p	陽線引け	1.1807	1.1723	1.1818	1.1733	1.1818	1.1733	1.1624	1.1667	1.1708	1.1758	1.1793	1.1842	1.1877					1.1641	~	1.1673	1.1705	~	1.1715	1.1758	1.1800	~	1.1810	1.1842	~	1.1874
2020/08/12	1.1742	1.1815	1.1711	1.1784	103p	陽線引け	1.1815	1.1711	1.1851	1.1748	1.1851	1.1748	1.1623	1.1673	1.1726	1.1770	1.1829	1.1873	1.1932	1.1762	Bull			1.1628	~	1.1667	1.1706	~	1.1719	1.1770	1.1822	~	1.1834	1.1873	~	1.1913
2020/08/13	1.1784	1.1864	1.1784	1.1815	80p	陽線引け	1.1864	1.1784	1.1879	1.1799	1.1879	1.1799	1.1698	1.1741	1.1778	1.1821	1.1858	1.1901	1.1938	1.1783	Bull			1.1711	~	1.1741	1.1772	~	1.1781	1.1821	1.1861	~	1.1870	1.1901	~	1.1931
2020/08/14	1.1815	1.1850	1.1782	1.1837	68p	陽線引け	1.1850	1.1782	1.1878	1.1810	1.1878	1.1810	1.1728	1.1755	1.1796	1.1823	1.1864	1.1891	1.1932	1.1781	Bull			1.1719	~	1.1755	1.1781	~	1.1789	1.1823	1.1857	~	1.1865	1.1891	~	1.1917
週足	Open	High	Low	Close	値幅/週	引け形態	真の高値	真の安値	予想高値	予想安値	予想高値	予想安値	LBOP	S2	S1	PP	R1	R2	HBOP					1.1225	~	1.1319	1.1413	~	1.1442	1.1564	1.1687	~	1.1716	1.1810	~	1.1903
2020/07/20 ~ 2020/07/24	1.1419	1.1648	1.1403	1.1642	245p	陽線引け	-	-	-	-	-	-	1.1235	1.1319	1.1411	1.1564	1.1726	1.1810	1.1971					1.1225	~	1.1319	1.1413	~	1.1442	1.1564	1.1687	~	1.1716	1.1810	~	1.1903
2020/07/27 ~ 2020/07/31	1.1645	1.1908	1.1642	1.1782	265p	陽線引け	1.1908	1																												

IMM扱い8通貨/ダウ/日経/金/オイル/主要クロス円の過去5日及び過去5週の4本値

AUDUSD					CADUSD					CHFUSD				
Date	Open	High	Low	Close	Date	Open	High	Low	Close	Date	Open	High	Low	Close
2020/08/14	0.7148	0.7175	0.7132	0.7174	2020/08/14	0.7561	0.7572	0.7535	0.7541	2020/08/14	1.0991	1.1005	1.0962	1.0996
2020/08/13	0.7160	0.7188	0.7136	0.7148	2020/08/13	0.7545	0.7580	0.7545	0.7562	2020/08/13	1.0964	1.1010	1.0962	1.0991
2020/08/12	0.7142	0.7176	0.7109	0.7160	2020/08/12	0.7519	0.7559	0.7492	0.7545	2020/08/12	1.0904	1.0991	1.0872	1.0963
2020/08/11	0.7152	0.7189	0.7135	0.7142	2020/08/11	0.7489	0.7536	0.7485	0.7519	2020/08/11	1.0922	1.0982	1.0896	1.0904
2020/08/10	0.7158	0.7184	0.7140	0.7152	2020/08/10	0.7478	0.7499	0.7466	0.7489	2020/08/10	1.0955	1.0963	1.0888	1.0922

CNYUSD					EURUSD					GBPUSD				
Date	Open	High	Low	Close	Date	Open	High	Low	Close	Date	Open	High	Low	Close
2020/08/14	0.1440	0.1441	0.1438	0.1439	2020/08/14	1.1815	1.1850	1.1782	1.1837	2020/08/14	1.3067	1.3142	1.3049	1.3086
2020/08/13	0.1442	0.1443	0.1440	0.1440	2020/08/13	1.1784	1.1864	1.1784	1.1815	2020/08/13	1.3031	1.3123	1.3031	1.3067
2020/08/12	0.1440	0.1440	0.1438	0.1440	2020/08/12	1.1742	1.1815	1.1711	1.1784	2020/08/12	1.3052	1.3068	1.3006	1.3033
2020/08/11	0.1436	0.1441	0.1436	0.1441	2020/08/11	1.1739	1.1807	1.1723	1.1743	2020/08/11	1.3071	1.3131	1.3042	1.3052
2020/08/10	0.1435	0.1436	0.1434	0.1435	2020/08/10	1.1786	1.1801	1.1736	1.1739	2020/08/10	1.3056	1.3103	1.3020	1.3071

JPYUSD					MXNUSD					NZDUSD				
Date	Open	High	Low	Close	Date	Open	High	Low	Close	Date	Open	High	Low	Close
2020/08/14	0.9351	0.9395	0.9343	0.9382	2020/08/14	4.5112	4.5484	4.4973	4.5469	2020/08/14	0.6548	0.6560	0.6526	0.6545
2020/08/13	0.9357	0.9384	0.9342	0.9351	2020/08/13	4.4734	4.5158	4.4679	4.5112	2020/08/13	0.6576	0.6599	0.6537	0.6548
2020/08/12	0.9388	0.9395	0.9345	0.9357	2020/08/12	4.4595	4.4895	4.4462	4.4734	2020/08/12	0.6575	0.6600	0.6527	0.6576
2020/08/11	0.9440	0.9441	0.9374	0.9388	2020/08/11	4.4491	4.4908	4.4419	4.4595	2020/08/11	0.6592	0.6627	0.6572	0.6575
2020/08/10	0.9441	0.9460	0.9416	0.9439	2020/08/10	4.4672	4.4731	4.4371	4.4491	2020/08/10	0.6607	0.6612	0.6578	0.6592

Nikkei 225 - Japan (NIX)					
Date	Open	High	Low	Close	(ドル建て終値)
2020/08/14	23323.92	23338.79	23222.93	23289.36	218.49
2020/08/13	23123.36	23316.63	23111.50	23249.61	217.41
2020/08/12	22747.44	22874.37	22670.74	22843.96	213.75
2020/08/11	22505.51	22760.87	22497.07	22750.24	213.57
2020/08/10	--non--	--non--	--non--	--non--	0
週4本値	--non--	23338.79	22497.07	23289.36	218.49

XAUUSD					
Date	Open	High	Low	Close	出来高
2020/08/14	1953.25	1962.22	1932.62	1943.52	0
2020/08/13	1915.15	1966.24	1912.70	1954.13	848227700
2020/08/12	1911.93	1949.39	1864.19	1916.13	1410790300
2020/08/11	2028.33	2030.15	1901.70	1912.05	907654200
2020/08/10	2033.15	2049.77	2019.71	2027.60	1490255700
週4本値	2033.15	2049.77	1864.19	1943.52	0

Dow Jones Industrial - USA (DJIA)					
Date	Open	High	Low	Close	出来高
2020/08/14	27828.93	27977.81	27759.39	27931.02	275540000
2020/08/13	27922.51	27986.10	27789.78	27896.72	360160000
2020/08/12	27860.24	28043.89	27843.32	27976.84	340210000
2020/08/11	27961.64	28154.88	27624.51	27686.91	428220000
2020/08/10	27488.21	27803.86	27488.21	27791.44	360340000
週4本値	27488.21	28154.88	27488.21	27931.02	0

Historical Data by



Arrangement by



Crude Light Oil					
Date	Open	High	Low	Close	出来高
2020/08/14	42.33	42.57	41.62	42.01	730919
2020/08/13	42.57	42.84	42.09	42.24	796947
2020/08/12	41.62	42.90	41.53	42.67	954513
2020/08/11	41.98	42.94	41.48	41.61	921210
2020/08/10	41.50	42.33	41.17	41.94	758647
週4本値	41.50	42.94	41.17	42.01	0

USDJPY					EURJPY					GBPJPY				
日付	始値	高値	安値	終値	日付	始値	高値	安値	終値	日付	始値	高値	安値	終値
2020/08/14	106.94	107.04	106.44	106.59	2020/08/14	126.35	126.47	125.75	126.18	2020/08/14	139.73	140.01	139.35	139.49
2020/08/13	106.87	107.05	106.57	106.94	2020/08/13	125.96	126.75	125.92	126.35	2020/08/13	139.28	140.20	139.24	139.74
2020/08/12	106.52	107.02	106.44	106.87	2020/08/12	125.07	126.21	124.95	125.95	2020/08/12	139.04	139.62	138.88	139.28
2020/08/11	105.94	106.68	105.93	106.52	2020/08/11	124.37	125.50	124.35	125.08	2020/08/11	138.48	139.50	138.48	139.04
2020/08/10	105.93	106.20	105.71	105.94	2020/08/10	124.84	124.89	124.32	124.37	2020/08/10	138.30	138.65	138.11	138.48

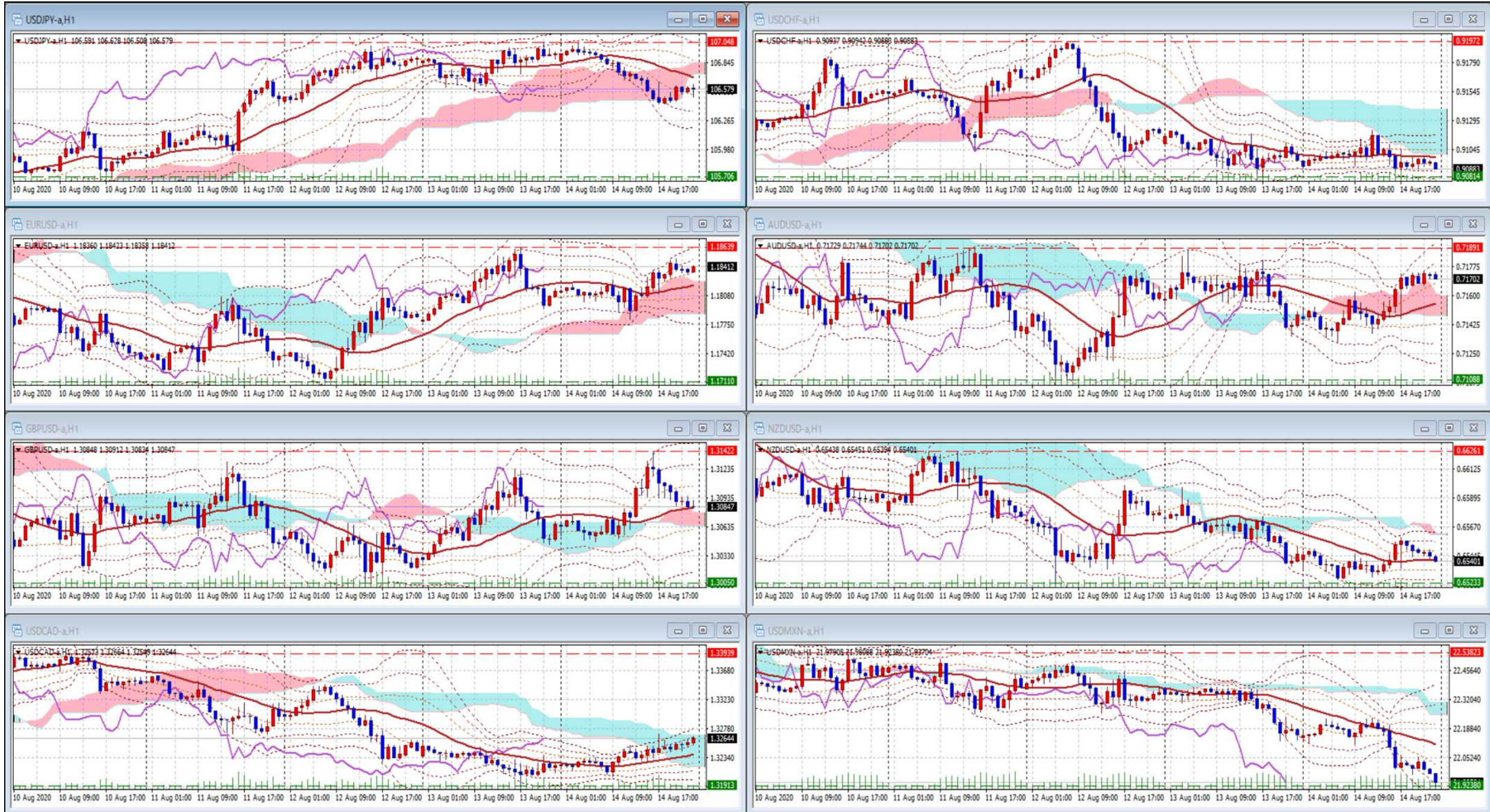
USDJPY Weekly					EURJPY Weekly					GBPJPY Weekly				
日付	始値	高値	安値	終値	日付	始値	高値	安値	終値	日付	始値	高値	安値	終値
2020/08/14	105.93	107.05	105.71	106.59	2020/08/14	124.84	126.75	124.32	126.18	2020/08/14	138.30	140.20	138.11	139.49
2020/08/07	105.83	106.47	105.30	105.95	2020/08/07	124.63	125.59	124.01	124.89	2020/08/07	138.44	139.23	137.76	138.38
2020/07/31	106.05	106.06	104.19	105.83	2020/07/31	123.49	125.21	123.02	124.70	2020/07/31	135.66	139.20	135.15	138.56
2020/07/24	107.09	107.52	105.68	105.97	2020/07/24	122.28	124.28	122.26	123.37	2020/07/24	134.51	136.63	134.35	135.51
2020/07/17	106.93	107.43	106.67	106.94	2020/07/17	120.87	122.58	120.82	122.32	2020/07/17	135.01	135.49	133.99	134.46

先週のIMM取り扱い対ドル8通貨チャート

※ 赤点線は週最高値/青天線は週最低安値、BB中心線はSMA21

2020/08/10 ~ 2020/08/14

Chart by OANDA Japan MetaTrader4



Pivot Maker Ver 3.0 by FX_勝てば官軍?

<http://fx.najirane.com>