

JAPANESE YEN - CHICAGO MERCANTILE EXCHANGE

Code-097741

2020/02/25

~

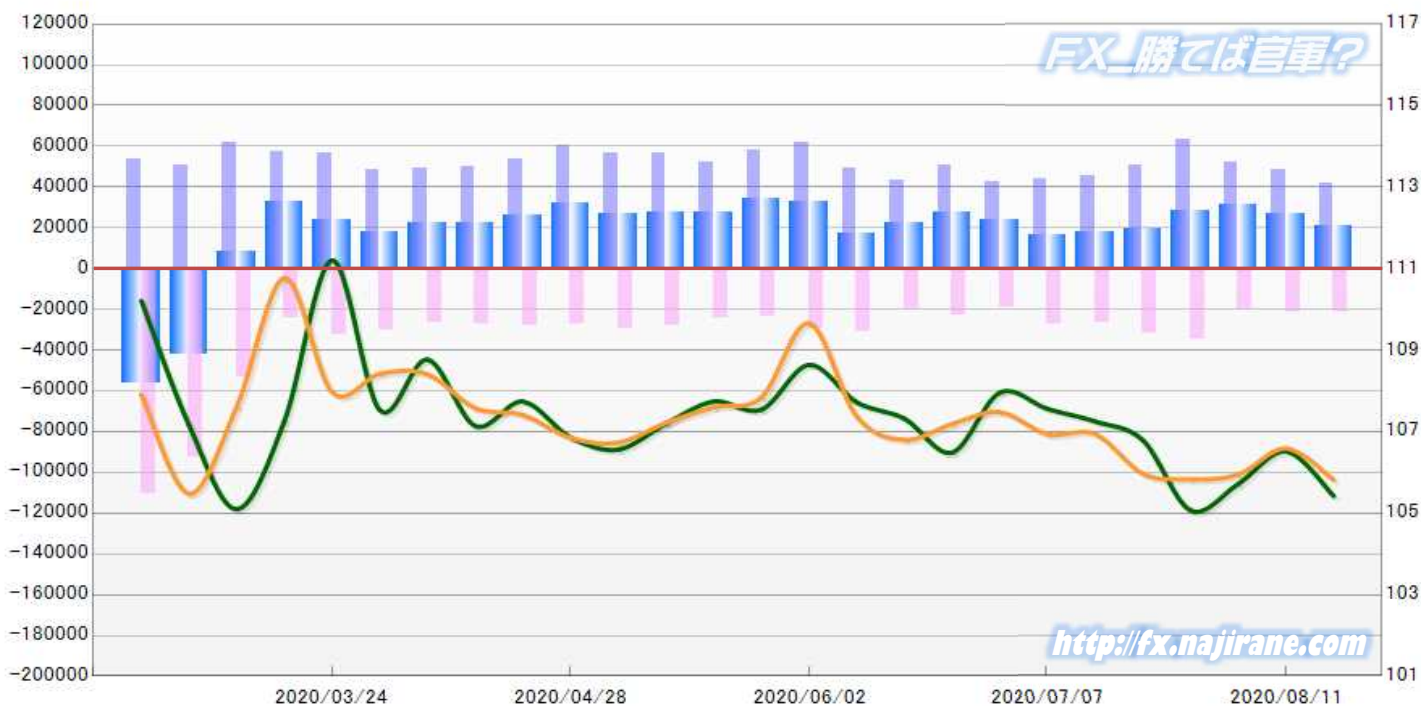
2020/08/18

2020/08/21 NYクローズ時公表値

Report_Date	Non Commercial Positions												火曜日 引け値	金曜日 引け値
	Long	増減	増減(%)	Short	増減	増減(%)	売り越し	増減	増減(%)	売買計	増減	増減(%)		
2020/08/18	41717	-6441	-13.4%	21133	-9	0.0%	-20584	-6432	-23.8%	62850	-6450	-9.3%	105.42	105.82
2020/08/11	48158	-3915	-7.5%	21142	498	2.4%	-27016	-4413	-14.0%	69300	-3417	-4.7%	106.52	106.59
2020/08/04	52073	-10851	-17.2%	20644	-13773	-40.0%	-31429	2922	10.3%	72717	-24624	-25.3%	105.72	105.95
2020/07/28	62924	12070	23.7%	34417	2870	9.1%	-28507	9200	47.7%	97341	14940	18.1%	105.07	105.83
2020/07/21	50854	5743	12.7%	31547	4762	17.8%	-19307	981	5.4%	82401	10505	14.6%	106.79	105.97
2020/07/14	45111	1068	2.4%	26785	-446	-1.6%	-18326	1514	9.0%	71896	622	0.9%	107.25	106.94
2020/07/07	44043	1288	3.0%	27231	8337	44.1%	-16812	-7049	-29.5%	71274	9625	15.6%	107.56	106.94
2020/06/30	42755	-7735	-15.3%	18894	-4138	-18.0%	-23861	-3597	-13.1%	61649	-11873	-16.1%	107.96	107.48
2020/06/23	50490	7364	17.1%	23032	2016	9.6%	-27458	5348	24.2%	73522	9380	14.6%	106.49	107.19
2020/06/16	43126	-5736	-11.7%	21016	-10384	-33.1%	-22110	4648	26.6%	64142	-16120	-20.1%	107.32	106.80
2020/06/09	48862	-13096	-21.1%	31400	2021	6.9%	-17462	-15117	-46.4%	80262	-11075	-12.1%	107.72	107.37
2020/06/02	61958	4085	7.1%	29379	6113	26.3%	-32579	-2028	-5.9%	91337	10198	12.6%	108.64	109.66
2020/05/26	57873	5835	11.2%	23266	-1302	-5.3%	-34607	7137	26.0%	81139	4533	5.9%	107.54	107.84
2020/05/19	52038	-4269	-7.6%	24568	-3802	-13.4%	-27470	-467	-1.7%	76606	-8071	-9.5%	107.74	107.60
2020/05/12	56307	-327	-0.6%	28370	-1050	-3.6%	-27937	723	2.7%	84677	-1377	-1.6%	107.20	107.22
2020/05/05	56634	-3328	-5.6%	29420	1784	6.5%	-27214	-5112	-15.8%	86054	-1544	-1.8%	106.56	106.73
2020/04/28	59962	6232	11.6%	27636	-68	-0.2%	-32326	6300	24.2%	87598	6164	7.6%	106.86	106.85
2020/04/21	53730	3867	7.8%	27704	484	1.8%	-26026	3383	14.9%	81434	4351	5.6%	107.74	107.41
2020/04/14	49863	614	1.2%	27220	381	1.4%	-22643	233	1.0%	77083	995	1.3%	107.14	107.58
2020/04/07	49249	805	1.7%	26839	-3323	-11.0%	-22410	4128	22.6%	76088	-2518	-3.2%	108.77	108.41
2020/03/31	48444	-8084	-14.3%	30162	-2503	-7.7%	-18282	-5581	-23.4%	78606	-10587	-11.9%	107.53	108.42
2020/03/24	56528	-758	-1.3%	32665	8314	34.1%	-23863	-9072	-27.5%	89193	7556	9.3%	111.20	107.97
2020/03/17	57286	-4446	-7.2%	24351	-29224	-54.5%	-32935	24778	303.8%	81637	-33670	-29.2%	107.26	110.77
2020/03/10	61732	11134	22.0%	53575	-39347	-42.3%	-8157	-50481	-119.3%	115307	-28213	-19.7%	105.10	107.61
2020/03/03	50598	-3257	-6.0%	92922	-17322	-15.7%	42324	-14065	-24.9%	143520	-20579	-12.5%	107.16	105.48
2020/02/25	53855			110244			56389			164099			110.21	107.91

JAPANESE YEN - CHICAGO MERCANTILE EXCHANGE  
FUTURES ONLY POSITIONS

— 金曜終値 — 火曜終値 — Short枚数 — Long枚数 ■ 売り越し or 買い越し枚数



**EURO FX - CHICAGO MERCANTILE EXCHANGE**

Code-099741

2020/02/25 ~ 2020/08/18

2020/08/21 NYクローズ時公表値

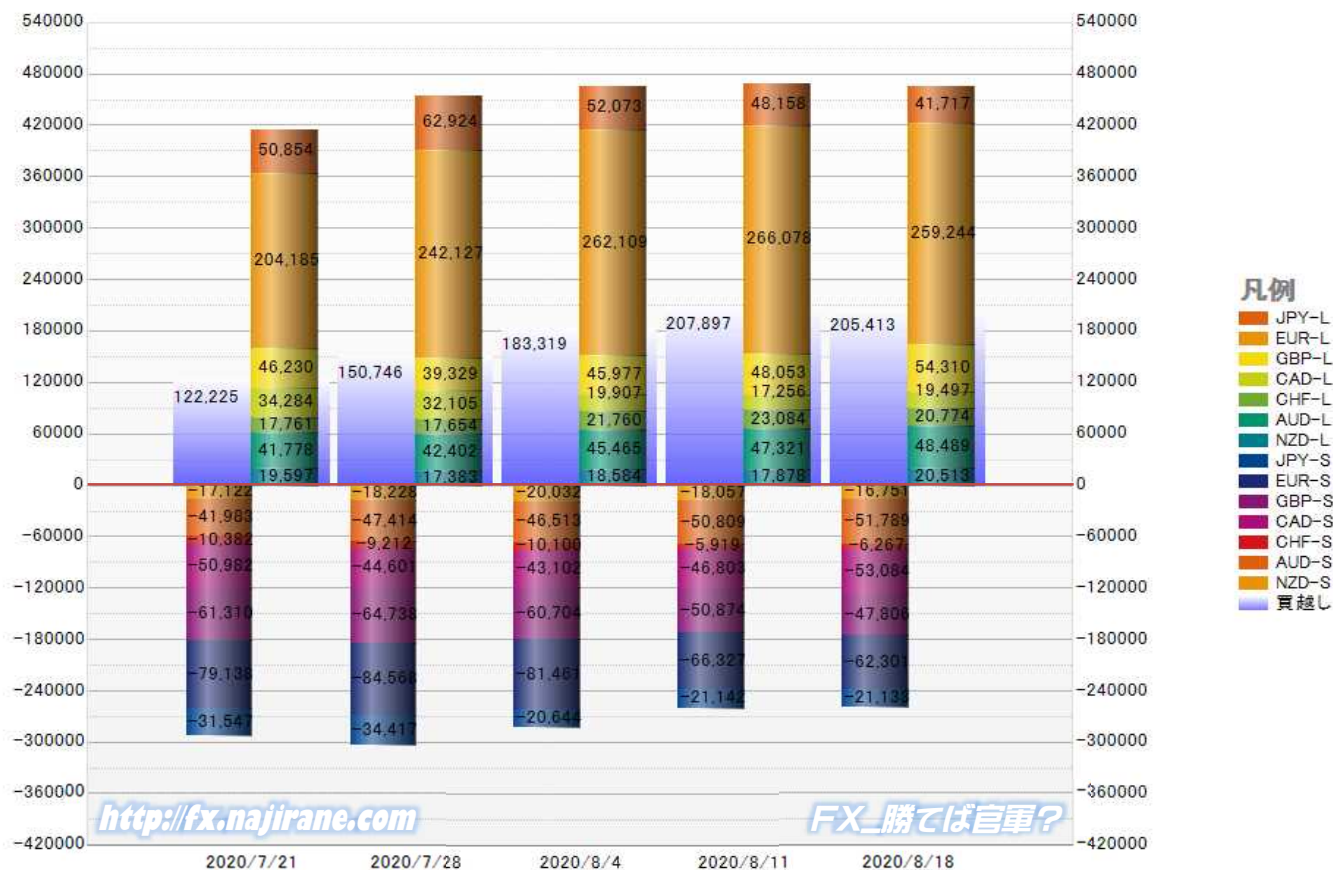
Report_Date	Non Commercial Positions												火曜日 引け値	金曜日 引け値
	Long	増減		Short	増減		売り越し	増減		売買計	増減			
2020/08/18	259244	-6834	-2.6%	62301	-4026	-6.1%	-196943	-2808	-1.4%	321545	-10860	-3.3%	1.1932	1.1795
2020/08/11	266078	3969	1.5%	66327	-15134	-18.6%	-199751	19103	10.6%	332405	-11165	-3.2%	1.1743	1.1837
2020/08/04	262109	19982	8.3%	81461	-3107	-3.7%	-180648	23089	14.7%	343570	16875	5.2%	1.1797	1.1787
2020/07/28	242127	37942	18.6%	84568	5430	6.9%	-157559	32512	26.0%	326695	43372	15.3%	1.1721	1.1782
2020/07/21	204185	9933	5.1%	79138	-4202	-5.0%	-125047	14135	12.7%	283323	5731	2.1%	1.1533	1.1642
2020/07/14	194252	9093	4.9%	83340	1778	2.2%	-110912	7315	7.1%	277592	10871	4.1%	1.1402	1.1437
2020/07/07	185159	4772	2.6%	81562	130	0.2%	-103597	4642	4.7%	266721	4902	1.9%	1.1274	1.1300
2020/06/30	180387	-10429	-5.5%	81432	9064	12.5%	-98955	-19493	-16.5%	261819	-1365	-0.5%	1.1232	1.1245
2020/06/23	190816	3696	2.0%	72368	2380	3.4%	-118448	1316	1.1%	263184	6076	2.4%	1.1309	1.1228
2020/06/16	187120	2451	1.3%	69988	-19032	-21.4%	-117132	21483	22.5%	257108	-16581	-6.1%	1.1262	1.1187
2020/06/09	184669	10257	5.9%	89020	-4152	-4.5%	-95649	14409	17.7%	273689	6105	2.3%	1.1338	1.1255
2020/06/02	174412	-622	-0.4%	93172	-6640	-6.7%	-81240	6018	8.0%	267584	-7262	-2.6%	1.1170	1.1290
2020/05/26	175034	7278	4.3%	99812	4618	4.9%	-75222	2660	3.7%	274846	11896	4.5%	1.0977	1.1102
2020/05/19	167756	-4224	-2.5%	95194	1354	1.4%	-72562	-5578	-7.1%	262950	-2870	-1.1%	1.0921	1.0903
2020/05/12	171980	2708	1.6%	93840	867	0.9%	-78140	1841	2.4%	265820	3575	1.4%	1.0847	1.0818
2020/05/05	169272	2008	1.2%	92973	5390	6.2%	-76299	-3382	-4.2%	262245	7398	2.9%	1.0842	1.0836
2020/04/28	167264	-3114	-1.8%	87583	4423	5.3%	-79681	-7537	-8.6%	254847	1309	0.5%	1.0822	1.0980
2020/04/21	170378	5300	3.2%	83160	4699	6.0%	-87218	601	0.7%	253538	9999	4.1%	1.0858	1.0810
2020/04/14	165078	3893	2.4%	78461	-3100	-3.8%	-86617	6993	8.8%	243539	793	0.3%	1.0981	1.0868
2020/04/07	161185	6138	4.0%	81561	761	0.9%	-79624	5377	7.2%	242746	6899	2.9%	1.0891	1.0940
2020/03/31	155047	2687	1.8%	80800	-10270	-11.3%	-74247	12957	21.1%	235847	-7583	-3.1%	1.1030	1.0811
2020/03/24	152360	5227	3.6%	91070	-23568	-20.6%	-61290	28795	88.6%	243430	-18341	-7.0%	1.0812	1.1141
2020/03/17	147133	-6687	-4.3%	114638	-51849	-31.1%	-32495	-45162	-356.5%	261771	-58536	####	1.1016	1.0699
2020/03/10	153820	1916	1.3%	166487	-72120	-30.2%	12667	-74036	-85.4%	320307	-70204	####	1.1309	1.1107
2020/03/03	151904	-5683	-3.6%	238607	-33001	-12.2%	86703	-27318	-24.0%	390511	-38684	-9.0%	1.1171	1.1307
2020/02/25	157587			271608			114021			429195			1.0881	1.1040

**EURO FX - CHICAGO MERCANTILE EXCHANGE  
FUTURES ONLY POSITIONS**



	2020/07/21			2020/07/28			2020/08/04			2020/08/11			2020/08/18		
	Long	Short	売り越し	Long	Short	売り越し	Long	Short	売り越し	Long	Short	売り越し	Long	Short	売り越し
JPY	50854	31547	-19307	62924	34417	-28507	52073	20644	-31429	48158	21142	-27016	41717	21133	-20584
	前週比 枚数増減 (枚)			12070	2870	9200	-10851	-13773	2922	-3915	498	-4413	-6441	-9	-6432
	前週比 枚数増減 (%)			23.7%	9.1%	47.7%	-17.2%	-40.0%	10.3%	-7.5%	2.4%	-14.0%	-13.4%	0.0%	-23.8%
EUR	204185	79138	-125047	242127	84568	-157559	262109	81461	-180648	266078	66327	-199751	259244	62301	-196943
	前週比 枚数増減 (枚)			37942	5430	32512	19982	-3107	23089	3969	-15134	19103	-6834	-4026	-2808
	前週比 枚数増減 (%)			18.6%	6.9%	26.0%	8.3%	-3.7%	14.7%	1.5%	-18.6%	10.6%	-2.6%	-6.1%	-1.4%
GBP	46230	61310	15080	39329	64738	25409	45977	60704	14727	48053	50874	2821	54310	47806	-6504
	前週比 枚数増減 (枚)			-6901	3428	10329	6648	-4034	-10682	2076	-9830	-11906	6257	-3068	9325
	前週比 枚数増減 (%)			-14.9%	5.6%	68.5%	16.9%	-6.2%	-42.0%	4.5%	-16.2%	-80.8%	13.0%	-6.0%	330.6%
AUD	41778	41983	205	42402	47414	5012	45465	46513	1048	47321	50809	3488	48489	51789	3300
	前週比 枚数増減 (枚)			624	5431	4807	3063	-901	-3964	1856	4296	2440	1168	980	-188
	前週比 枚数増減 (%)			1.5%	12.9%	2344.9%	7.2%	-1.9%	-79.1%	4.1%	9.2%	232.8%	2.5%	1.9%	-5.4%
CAD	34284	50982	16698	32105	44601	12496	19907	43102	23195	17256	46803	29547	19497	53084	33587
	前週比 枚数増減 (枚)			-2179	-6381	-4202	-12198	-1499	10699	-2651	3701	6352	2241	6281	4040
	前週比 枚数増減 (%)			-6.4%	-12.5%	-25.2%	-38.0%	-3.4%	85.6%	-13.3%	8.6%	27.4%	13.0%	13.4%	13.7%
CHF	17761	10382	-7379	17654	9212	-8442	21760	10100	-11660	23084	5919	-17165	20774	6267	-14507
	前週比 枚数増減 (枚)			-107	-1170	1063	4106	888	3218	1324	-4181	5505	-2310	348	-2658
	前週比 枚数増減 (%)			-0.6%	-11.3%	14.4%	23.3%	9.6%	38.1%	6.1%	-41.4%	47.2%	-10.0%	5.9%	-15.5%
NZD	19597	17122	-2475	17383	18228	845	18584	20032	1448	17878	18057	179	20513	16751	-3762
	前週比 枚数増減 (枚)			-2214	1106	3320	1201	1804	603	-706	-1975	-1269	2635	-1306	3941
	前週比 枚数増減 (%)			-11.3%	6.5%	134.1%	6.9%	9.9%	71.4%	-3.8%	-9.9%	-87.6%	14.7%	-7.2%	2201.7%
MXN	49461	39613	-9848	51851	40987	-10864	42692	39693	-2999	44240	37733	-6507	42450	38112	-4338
	前週比 枚数増減 (枚)			2390	1374	1016	-9159	-1294	-7865	1548	-1960	3508	-1790	379	-2169
	前週比 枚数増減 (%)			4.8%	3.5%	10.3%	-17.7%	-3.2%	-72.4%	3.6%	-4.9%	117.0%	-4.0%	1.0%	-33.3%
Total All 8	464150	332077	-132073	505775	344165	-161610	508567	322249	-186318	512068	297664	-214404	506994	297243	-209751
	前週比 枚数増減 (枚)			41625	12088	29537	2792	-21916	24708	3501	-24585	28086	-5074	-421	-4653
	前週比 枚数増減 (%)			9.0%	3.6%	22.4%	0.6%	-6.4%	15.3%	0.7%	-7.6%	15.1%	-1.0%	-0.1%	-2.2%
Total 7 (MXN除く)	414689	292464	-122225	453924	303178	-150746	465875	282556	-183319	467828	259931	-207897	464544	259131	-205413
	前週比 枚数増減 (枚)			39235	10714	28521	11951	-20622	32573	1953	-22625	24578	-3284	-800	-2484
	前週比 枚数増減 (%)			9.5%	3.7%	23.3%	2.6%	-6.8%	21.6%	0.4%	-8.0%	13.4%	-0.7%	-0.3%	-1.2%

### 直近5週 CFTC IMM主要7通貨の構成

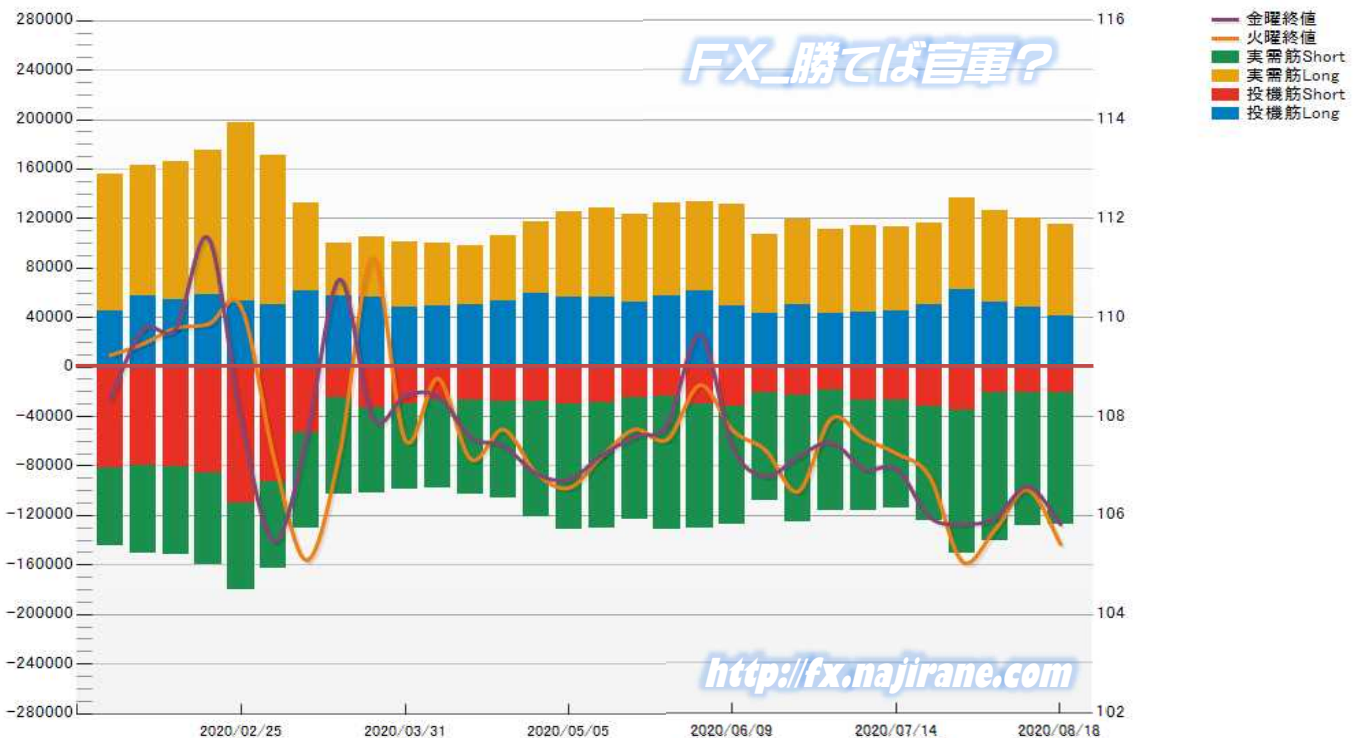


JAPANESE YEN - CHICAGO MERCANTILE EXCHANGE  
FUTURES ONLY POSITIONS

Code-097741  
2020/08/21 公表値

Date	投機筋集計				実需筋集計				投機筋+実需筋合計				ドル円終値	
	円買い	円売り	売り越し	売買計	円買い	円売り	売り越し	売買計	円買い	円売り	売り越し	売買計	火曜締め	金曜締め
2020/08/18	41717	21133	-20584	62850	73149	105667	32518	178816	114866	126800	11934	241666	105.42	105.82
2020/08/11	48158	21142	-27016	69300	72712	107449	34737	180161	120870	128591	7721	249461	106.52	106.59
2020/08/04	52073	20644	-31429	72717	74165	120290	46125	194455	126238	140934	14696	267172	105.72	105.95
2020/07/28	62924	34417	-28507	97341	73649	115708	42059	189357	136573	150125	13552	286698	105.07	105.83
2020/07/21	50854	31547	-19307	82401	65447	92194	26747	157641	116301	123741	7440	240042	106.79	105.97
2020/07/14	45111	26785	-18326	71896	67691	87431	19740	155122	112802	114216	1414	227018	107.25	106.94
2020/07/07	44043	27231	-16812	71274	70580	88421	17841	159001	114623	115652	1029	230275	107.56	106.94
2020/06/30	42755	18894	-23861	61649	68918	97342	28424	166260	111673	116236	4563	227909	107.96	107.48
2020/06/23	50490	23032	-27458	73522	68487	102372	33885	170859	118977	125404	6427	244381	106.49	107.19
2020/06/16	43126	21016	-22110	64142	64304	86449	22145	150753	107430	107465	35	214895	107.32	106.80
2020/06/09	48862	31400	-17462	80262	82366	95668	13302	178034	131228	127068	-4160	258296	107.72	107.37
2020/06/02	61958	29379	-32579	91337	72106	100594	28488	172700	134064	129973	-4091	264037	108.64	109.66
2020/05/26	57873	23266	-34607	81139	74238	108460	34222	182698	132111	131726	-385	263837	107.54	107.84
2020/05/19	52038	24568	-27470	76606	71027	98736	27709	169763	123065	123304	239	246369	107.74	107.60
2020/05/12	56307	28370	-27937	84677	72360	101599	29239	173959	128667	129969	1302	258636	107.20	107.22
2020/05/05	56634	29420	-27214	86054	68783	101620	32837	170403	125417	131040	5623	256457	106.56	106.73
2020/04/28	59962	27636	-32326	87598	56947	93684	36737	150631	116909	121320	4411	238229	106.86	106.85
2020/04/21	53730	27704	-26026	81434	52383	78188	25805	130571	106113	105892	-221	212005	107.74	107.41
2020/04/14	49863	27220	-22643	77083	48656	75435	26779	124091	98519	102655	4136	201174	107.14	107.58
2020/04/07	49249	26839	-22410	76088	51300	70904	19604	122204	100549	97743	-2806	198292	108.77	108.41
2020/03/31	48444	30162	-18282	78606	53154	68221	15067	121375	101598	98383	-3215	199981	107.53	108.42
2020/03/24	56528	32665	-23863	89193	48777	69252	20475	118029	105305	101917	-3388	207222	111.20	107.97
2020/03/17	57286	24351	-32935	81637	42873	78049	35176	120922	100159	102400	2241	202559	107.26	110.77
2020/03/10	61732	53575	-8157	115307	70545	76931	6386	147476	132277	130506	-1771	262783	105.10	107.61
2020/03/03	50598	92922	42324	143520	120130	70043	-50087	190173	170728	162965	-7763	333693	107.16	105.48
2020/02/25	53855	110244	56389	164099	144064	69816	-74248	213880	197919	180060	-17859	377979	110.21	107.91
2020/02/18	58605	85826	27221	144431	116686	73909	-42777	190595	175291	159735	-15556	335026	109.87	111.60
2020/02/11	54805	80993	26188	135798	111167	70770	-40397	181937	165972	151763	-14209	317735	109.79	109.78
2020/02/04	57672	79570	21898	137242	105438	71114	-34324	176552	163110	150684	-12426	313794	109.47	109.76
2020/01/28	45676	81701	36025	127377	110412	63226	-47186	173638	156088	144927	-11161	301015	109.24	108.36

JAPANESE YEN - CHICAGO MERCANTILE EXCHANGE  
FUTURES ONLY POSITIONS Code-097741

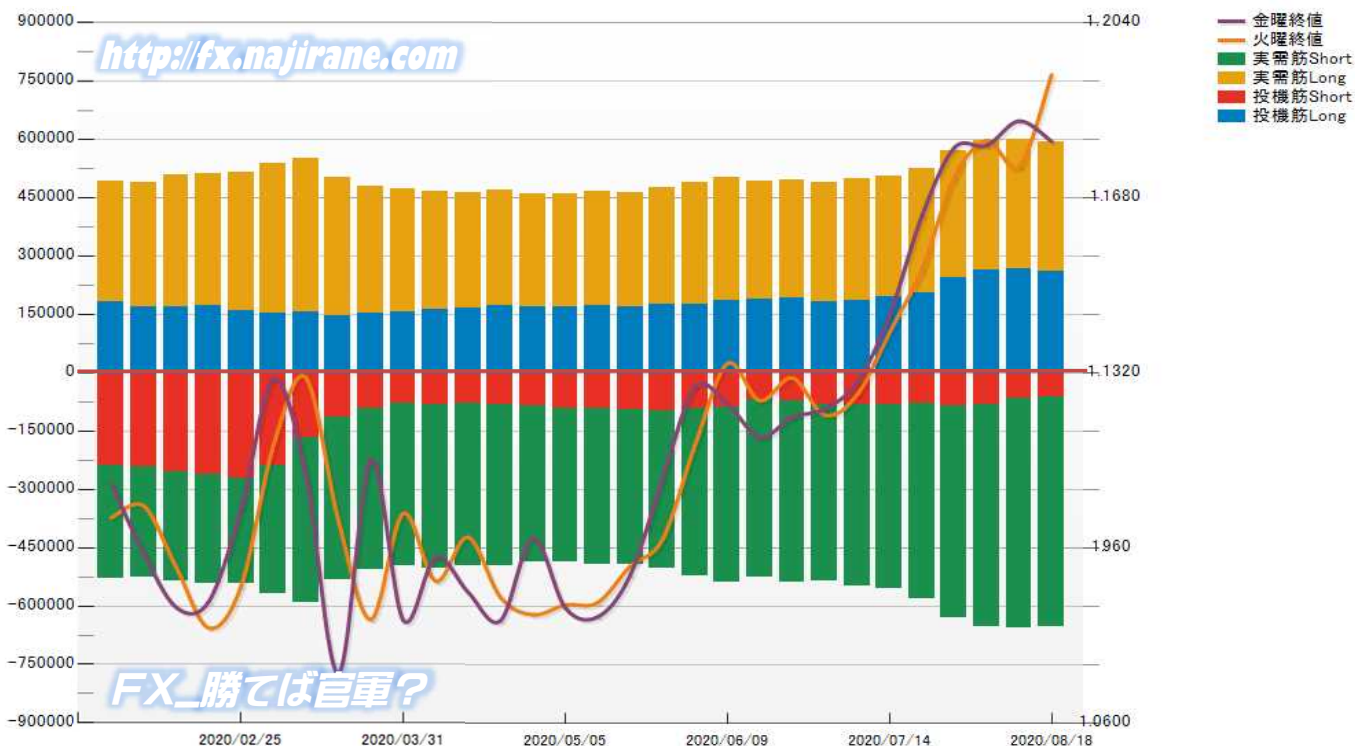


EURO FX - CHICAGO MERCANTILE EXCHANGE  
FUTURES ONLY POSITIONS

Code-099741  
2020/08/21 公表値

Date	投機筋集計				実需筋集計				投機筋+実需筋合計				ユーロドル終値	
	EUR買い	EUR売り	売り越し	売買計	EUR買い	EUR売り	売り越し	売買計	EUR買い	EUR売り	売り越し	売買計	火曜締め	金曜締め
2020/08/18	259244	62301	-196943	321545	332209	591573	259364	923782	591453	653874	62421	1245327	1.1932	1.1795
2020/08/11	266078	66327	-199751	332405	332842	589103	256261	921945	598920	655430	56510	1254350	1.1743	1.1837
2020/08/04	262109	81461	-180648	343570	332310	573668	241358	905978	594419	655129	60710	1249548	1.1797	1.1787
2020/07/28	242127	84568	-157559	326695	328605	546114	217509	874719	570732	630682	59950	1201414	1.1721	1.1782
2020/07/21	204185	79138	-125047	283323	320979	501647	180668	822626	525164	580785	55621	1105949	1.1533	1.1642
2020/07/14	194252	83340	-110912	277592	309455	471519	162064	780974	503707	554859	51152	1058566	1.1402	1.1437
2020/07/07	185159	81562	-103597	266721	311843	466973	155130	778816	497002	548535	51533	1045537	1.1274	1.1300
2020/06/30	180387	81432	-98955	261819	306839	453967	147128	760806	487226	535399	48173	1022625	1.1232	1.1245
2020/06/23	190816	72368	-118448	263184	305405	467945	162540	773350	496221	540313	44092	1036534	1.1309	1.1228
2020/06/16	187120	69988	-117132	257108	302800	457835	155035	760635	489920	527823	37903	1017743	1.1262	1.1187
2020/06/09	184669	89020	-95649	273689	316909	450627	133718	767536	501578	539647	38069	1041225	1.1338	1.1255
2020/06/02	174412	93172	-81240	267584	312787	429985	117198	742772	487199	523157	35958	1010356	1.1170	1.1290
2020/05/26	175034	99812	-75222	274846	298419	404675	106256	703094	473453	504487	31034	977940	1.0977	1.1102
2020/05/19	167756	95194	-72562	262950	295367	397961	102594	693328	463123	493155	30032	956278	1.0921	1.0903
2020/05/12	171980	93840	-78140	265820	294370	400827	106457	695197	466350	494667	28317	961017	1.0847	1.0818
2020/05/05	169272	92973	-76299	262245	290624	393234	102610	683858	459896	486207	26311	946103	1.0842	1.0836
2020/04/28	167264	87583	-79681	254847	291497	399179	107682	690676	458761	486762	28001	945523	1.0822	1.0980
2020/04/21	170378	83160	-87218	253538	297719	413092	115373	710811	468097	496252	28155	964349	1.0858	1.0810
2020/04/14	165078	78461	-86617	243539	296805	417530	120725	714335	461883	495991	34108	957874	1.0981	1.0868
2020/04/07	161185	81561	-79624	242746	304521	422120	117599	726641	465706	503681	37975	969387	1.0891	1.0940
2020/03/31	155047	80800	-74247	235847	315522	415776	100254	731298	470569	496576	26007	967145	1.1030	1.0811
2020/03/24	152360	91070	-61290	243430	326218	414867	88649	741085	478578	505937	27359	984515	1.0812	1.1141
2020/03/17	147133	114638	-32495	261771	352847	419664	66817	772511	499980	534302	34322	1034282	1.1016	1.0699
2020/03/10	153820	166487	12667	320307	397574	424702	27128	822276	551394	591189	39795	1142583	1.1309	1.1107
2020/03/03	151904	238607	86703	390511	385539	329833	-55706	715372	537443	568440	30997	1105883	1.1171	1.1307
2020/02/25	157587	271608	114021	429195	355329	270784	-84545	626113	512916	542392	29476	1055308	1.0881	1.1040
2020/02/18	170586	262093	91507	432679	340245	282010	-58235	622255	510831	544103	33272	1054934	1.0795	1.0849
2020/02/11	169475	255144	85669	424619	338132	281706	-56426	619838	507607	536850	29243	1044457	1.0919	1.0837
2020/02/04	166925	242005	75080	408930	321548	283559	-37989	605107	488473	525564	37091	1014037	1.1045	1.0948
2020/01/28	180653	239515	58862	420168	311346	291195	-20151	602541	491999	530710	38711	1022709	1.1022	1.1090

EURO FX - CHICAGO MERCANTILE EXCHANGE  
FUTURES ONLY POSITIONS Code-099741













# IMM扱い8通貨/ダウ/日経/金/オイル/主要クロス円の過去5日及び過去5週の4本値

AUDUSD					CADUSD					CHFUSD				
Date	Open	High	Low	Close	Date	Open	High	Low	Close	Date	Open	High	Low	Close
2020/08/21	0.7192	0.7216	0.7140	0.7165	2020/08/21	0.7585	0.7599	0.7556	0.7584	2020/08/21	1.1009	1.1035	1.0941	1.0970
2020/08/20	0.7184	0.7203	0.7136	0.7191	2020/08/20	0.7569	0.7594	0.7551	0.7585	2020/08/20	1.0927	1.1022	1.0915	1.1009
2020/08/19	0.7242	0.7276	0.7180	0.7185	2020/08/19	0.7596	0.7614	0.7560	0.7569	2020/08/19	1.1070	1.1088	1.0924	1.0933
2020/08/18	0.7213	0.7265	0.7209	0.7242	2020/08/18	0.7565	0.7603	0.7558	0.7594	2020/08/18	1.1034	1.1098	1.1027	1.1070
2020/08/17	0.7173	0.7227	0.7171	0.7213	2020/08/17	0.7542	0.7580	0.7540	0.7563	2020/08/17	1.1000	1.1048	1.0993	1.1035

CNYUSD					EURUSD					GBPUSD				
Date	Open	High	Low	Close	Date	Open	High	Low	Close	Date	Open	High	Low	Close
2020/08/21	0.1449	0.1450	0.1447	0.1447	2020/08/21	1.1861	1.1883	1.1755	1.1795	2020/08/21	1.3216	1.3255	1.3059	1.3088
2020/08/20	0.1445	0.1447	0.1444	0.1446	2020/08/20	1.1842	1.1869	1.1802	1.1861	2020/08/20	1.3110	1.3224	1.3065	1.3216
2020/08/19	0.1448	0.1450	0.1446	0.1449	2020/08/19	1.1933	1.1953	1.1831	1.1843	2020/08/19	1.3240	1.3267	1.3094	1.3111
2020/08/18	0.1442	0.1446	0.1442	0.1445	2020/08/18	1.1872	1.1966	1.1869	1.1932	2020/08/18	1.3105	1.3250	1.3102	1.3240
2020/08/17	0.1441	0.1443	0.1441	0.1442	2020/08/17	1.1844	1.1881	1.1830	1.1874	2020/08/17	1.3103	1.3122	1.3074	1.3107

JPYUSD					MXNUSD					NZDUSD				
Date	Open	High	Low	Close	Date	Open	High	Low	Close	Date	Open	High	Low	Close
2020/08/21	0.9452	0.9483	0.9428	0.9450	2020/08/21	4.5285	4.5552	4.5097	4.5551	2020/08/21	0.6534	0.6550	0.6517	0.6541
2020/08/20	0.9428	0.9457	0.9415	0.9452	2020/08/20	4.5162	4.5300	4.4795	4.5285	2020/08/20	0.6561	0.6571	0.6489	0.6534
2020/08/19	0.9486	0.9514	0.9421	0.9429	2020/08/19	4.5140	4.5416	4.5069	4.5162	2020/08/19	0.6603	0.6651	0.6554	0.6559
2020/08/18	0.9431	0.9498	0.9429	0.9486	2020/08/18	4.5088	4.5422	4.5016	4.5140	2020/08/18	0.6556	0.6609	0.6535	0.6603
2020/08/17	0.9379	0.9439	0.9376	0.9430	2020/08/17	4.5530	4.5635	4.5024	4.5088	2020/08/17	0.6547	0.6574	0.6520	0.6556

Nikkei 225 - Japan (NIX)					出来高	
Date	Open	High	Low	Close	(ドル建て終値)	出来高
2020/08/21	22934.35	23036.26	22920.30	22920.30	216.59	0 909294600
2020/08/20	22969.76	22975.37	22852.29	22880.62	216.26	501836300 944926700
2020/08/19	22997.93	23149.85	22955.72	23110.61	217.91	500960900 914050800
2020/08/18	23097.80	23125.62	22949.30	23051.08	218.66	556297200 972809600
2020/08/17	23189.48	23247.40	23068.53	23096.75	217.81	435886300 818179300
週4本値	23189.48	23247.40	22852.29	22920.30	216.59	(N225銘柄計) (東証一部全体計)

XAUUSD				
Date	Open	High	Low	Close
2020/08/21	1947.37	1956.04	1911.92	1938.02
2020/08/20	1929.50	1955.38	1925.16	1947.87
2020/08/19	2002.66	2006.58	1925.04	1935.93
2020/08/18	1985.20	2015.68	1976.24	1997.75
2020/08/17	1947.10	1990.71	1930.18	1981.05
週4本値	1947.10	2015.68	1911.92	1938.02

Dow Jones Industrial - USA (DJIA)					出来高
Date	Open	High	Low	Close	出来高
2020/08/21	27758.13	27959.48	27686.78	27930.33	372720000
2020/08/20	27622.68	27781.46	27526.25	27739.73	304550000
2020/08/19	27811.26	27920.42	27647.67	27692.88	311460000
2020/08/18	27853.48	27891.12	27668.79	27778.07	276170000
2020/08/17	27970.05	27999.81	27816.40	27844.91	286860000
週4本値	27970.05	27999.81	27526.25	27930.33	

Historical Data by **Stooq**  
Arrangement by **FX\_勝てば官軍?**

Crude Light Oil					出来高
Date	Open	High	Low	Close	出来高
2020/08/21	42.75	42.96	41.46	42.34	647152
2020/08/20	42.95	42.98	41.63	42.82	707966
2020/08/19	42.81	43.21	42.55	43.11	631916
2020/08/18	42.79	42.99	42.11	42.89	650777
2020/08/17	42.24	42.97	41.80	42.89	678800
週4本値	42.24	43.21	41.46	42.34	

USDJPY					EURJPY					GBPJPY				
日付	始値	高値	安値	終値	日付	始値	高値	安値	終値	日付	始値	高値	安値	終値
2020/08/21	105.80	106.07	105.45	105.82	2020/08/21	125.49	125.56	124.45	124.82	2020/08/21	139.83	139.95	138.26	138.51
2020/08/20	106.06	106.22	105.75	105.80	2020/08/20	125.60	125.78	125.09	125.49	2020/08/20	139.04	139.88	138.57	139.83
2020/08/19	105.42	106.15	105.10	106.06	2020/08/19	125.79	126.06	125.38	125.60	2020/08/19	139.58	139.96	138.80	139.05
2020/08/18	106.03	106.05	105.29	105.42	2020/08/18	125.88	126.10	125.35	125.79	2020/08/18	138.95	139.69	138.62	139.58
2020/08/17	106.62	106.66	105.95	106.04	2020/08/17	126.28	126.46	125.68	125.92	2020/08/17	139.70	139.70	138.74	138.99

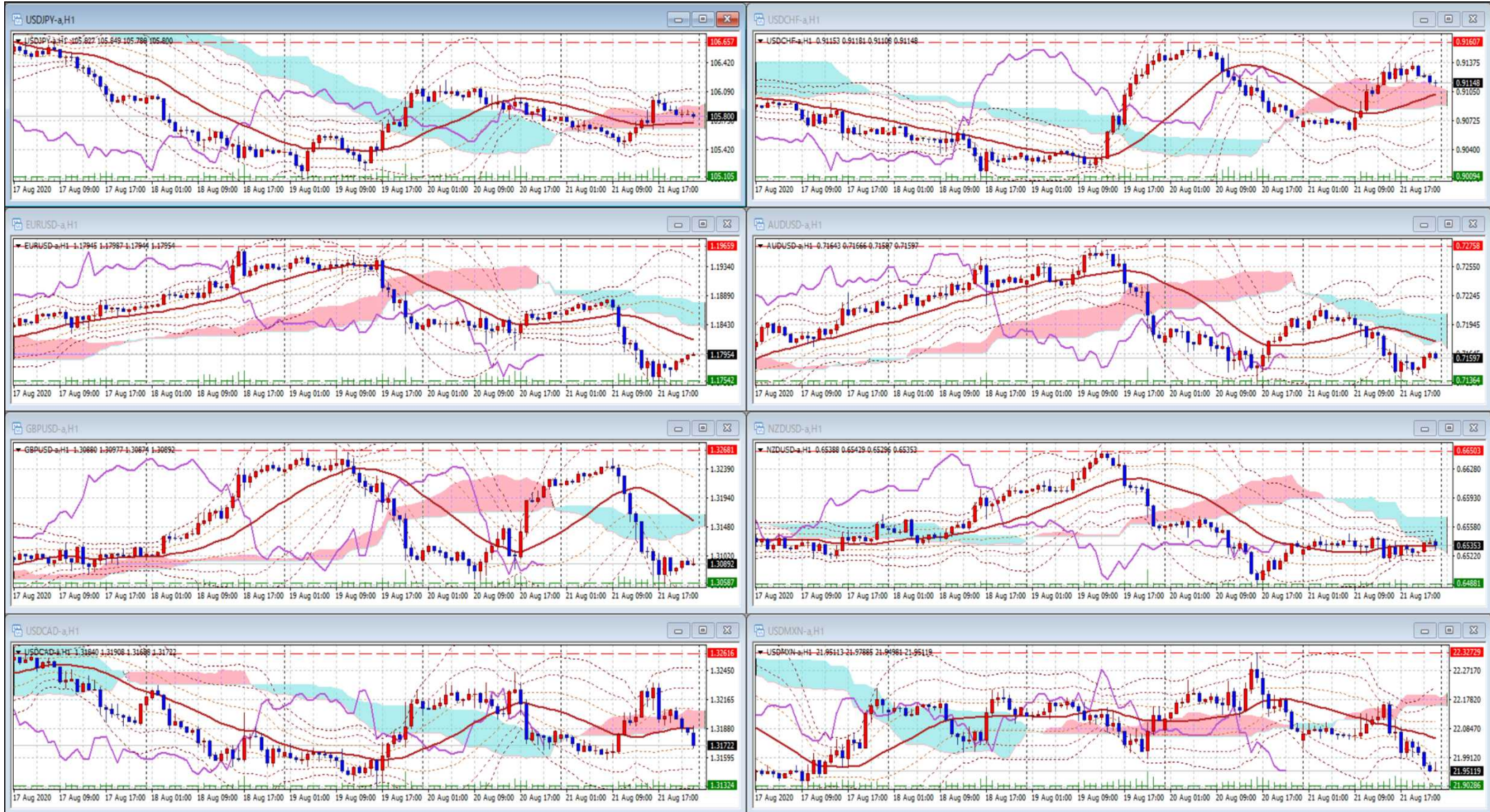
USDJPY Weekly					EURJPY Weekly					GBPJPY Weekly				
日付	始値	高値	安値	終値	日付	始値	高値	安値	終値	日付	始値	高値	安値	終値
2020/08/21	106.62	106.66	105.10	105.82	2020/08/21	126.28	126.46	124.45	124.82	2020/08/21	139.70	139.96	138.26	138.51
2020/08/14	105.93	107.05	105.71	106.59	2020/08/14	124.84	126.75	124.32	126.18	2020/08/14	138.30	140.20	138.11	139.49
2020/08/07	105.83	106.47	105.30	105.95	2020/08/07	124.63	125.59	124.01	124.89	2020/08/07	138.44	139.23	137.76	138.38
2020/07/31	106.05	106.06	104.19	105.83	2020/07/31	123.49	125.21	123.02	124.70	2020/07/31	135.66	139.20	135.15	138.56
2020/07/24	107.09	107.52	105.68	105.97	2020/07/24	122.28	124.28	122.26	123.37	2020/07/24	134.51	136.63	134.35	135.51

# 先週のIMM取り扱い対ドル8通貨チャート

※ 赤点線は週最高値/青点線は週最低値、BB中心線はSMA21

2020/08/17 ~ 2020/08/21

Chart by OANDA Japan MetaTrader4



Pivot Maker Ver 3.0 by FX\_勝てば官軍?

<http://fx.najirane.com>