

JAPANESE YEN - CHICAGO MERCANTILE EXCHANGE

Code-097741

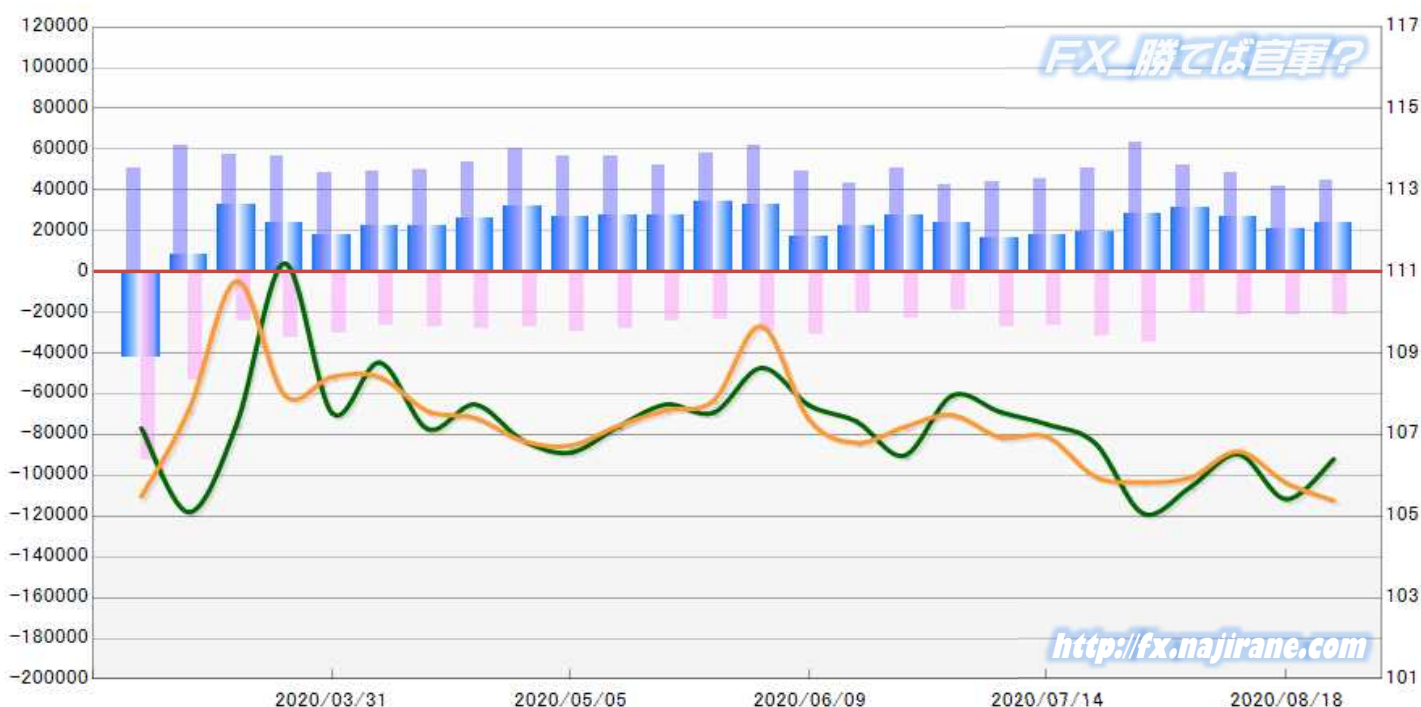
2020/03/03 ~ 2020/08/25

2020/08/28 NYクローズ時公表値

Report_Date	Non Commercial Positions												火曜日 引け値	金曜日 引け値
	Long	増減	増減(%)	Short	増減	増減(%)	売り越し	増減	増減(%)	売買計	増減	増減(%)		
2020/08/25	44978	3261	7.8%	21362	229	1.1%	-23616	3032	14.7%	66340	3490	5.6%	106.40	105.38
2020/08/18	41717	-6441	-13.4%	21133	-9	0.0%	-20584	-6432	-23.8%	62850	-6450	-9.3%	105.42	105.82
2020/08/11	48158	-3915	-7.5%	21142	498	2.4%	-27016	-4413	-14.0%	69300	-3417	-4.7%	106.52	106.59
2020/08/04	52073	-10851	-17.2%	20644	-13773	-40.0%	-31429	2922	10.3%	72717	-24624	-25.3%	105.72	105.95
2020/07/28	62924	12070	23.7%	34417	2870	9.1%	-28507	9200	47.7%	97341	14940	18.1%	105.07	105.83
2020/07/21	50854	5743	12.7%	31547	4762	17.8%	-19307	981	5.4%	82401	10505	14.6%	106.79	105.97
2020/07/14	45111	1068	2.4%	26785	-446	-1.6%	-18326	1514	9.0%	71896	622	0.9%	107.25	106.94
2020/07/07	44043	1288	3.0%	27231	8337	44.1%	-16812	-7049	-29.5%	71274	9625	15.6%	107.56	106.94
2020/06/30	42755	-7735	-15.3%	18894	-4138	-18.0%	-23861	-3597	-13.1%	61649	-11873	-16.1%	107.96	107.48
2020/06/23	50490	7364	17.1%	23032	2016	9.6%	-27458	5348	24.2%	73522	9380	14.6%	106.49	107.19
2020/06/16	43126	-5736	-11.7%	21016	-10384	-33.1%	-22110	4648	26.6%	64142	-16120	-20.1%	107.32	106.80
2020/06/09	48862	-13096	-21.1%	31400	2021	6.9%	-17462	-15117	-46.4%	80262	-11075	-12.1%	107.72	107.37
2020/06/02	61958	4085	7.1%	29379	6113	26.3%	-32579	-2028	-5.9%	91337	10198	12.6%	108.64	109.66
2020/05/26	57873	5835	11.2%	23266	-1302	-5.3%	-34607	7137	26.0%	81139	4533	5.9%	107.54	107.84
2020/05/19	52038	-4269	-7.6%	24568	-3802	-13.4%	-27470	-467	-1.7%	76606	-8071	-9.5%	107.74	107.60
2020/05/12	56307	-327	-0.6%	28370	-1050	-3.6%	-27937	723	2.7%	84677	-1377	-1.6%	107.20	107.22
2020/05/05	56634	-3328	-5.6%	29420	1784	6.5%	-27214	-5112	-15.8%	86054	-1544	-1.8%	106.56	106.73
2020/04/28	59962	6232	11.6%	27636	-68	-0.2%	-32326	6300	24.2%	87598	6164	7.6%	106.86	106.85
2020/04/21	53730	3867	7.8%	27704	484	1.8%	-26026	3383	14.9%	81434	4351	5.6%	107.74	107.41
2020/04/14	49863	614	1.2%	27220	381	1.4%	-22643	233	1.0%	77083	995	1.3%	107.14	107.58
2020/04/07	49249	805	1.7%	26839	-3323	-11.0%	-22410	4128	22.6%	76088	-2518	-3.2%	108.77	108.41
2020/03/31	48444	-8084	-14.3%	30162	-2503	-7.7%	-18282	-5581	-23.4%	78606	-10587	-11.9%	107.53	108.42
2020/03/24	56528	-758	-1.3%	32665	8314	34.1%	-23863	-9072	-27.5%	89193	7556	9.3%	111.20	107.97
2020/03/17	57286	-4446	-7.2%	24351	-29224	-54.5%	-32935	24778	303.8%	81637	-33670	-29.2%	107.26	110.77
2020/03/10	61732	11134	22.0%	53575	-39347	-42.3%	-8157	-50481	-119.3%	115307	-28213	-19.7%	105.10	107.61
2020/03/03	50598			92922			42324			143520			107.16	105.48

JAPANESE YEN - CHICAGO MERCANTILE EXCHANGE
FUTURES ONLY POSITIONS

— 金曜終値 — 火曜終値 — Short枚数 — Long枚数 ■ 売り越し or 買い越し枚数



EURO FX - CHICAGO MERCANTILE EXCHANGE

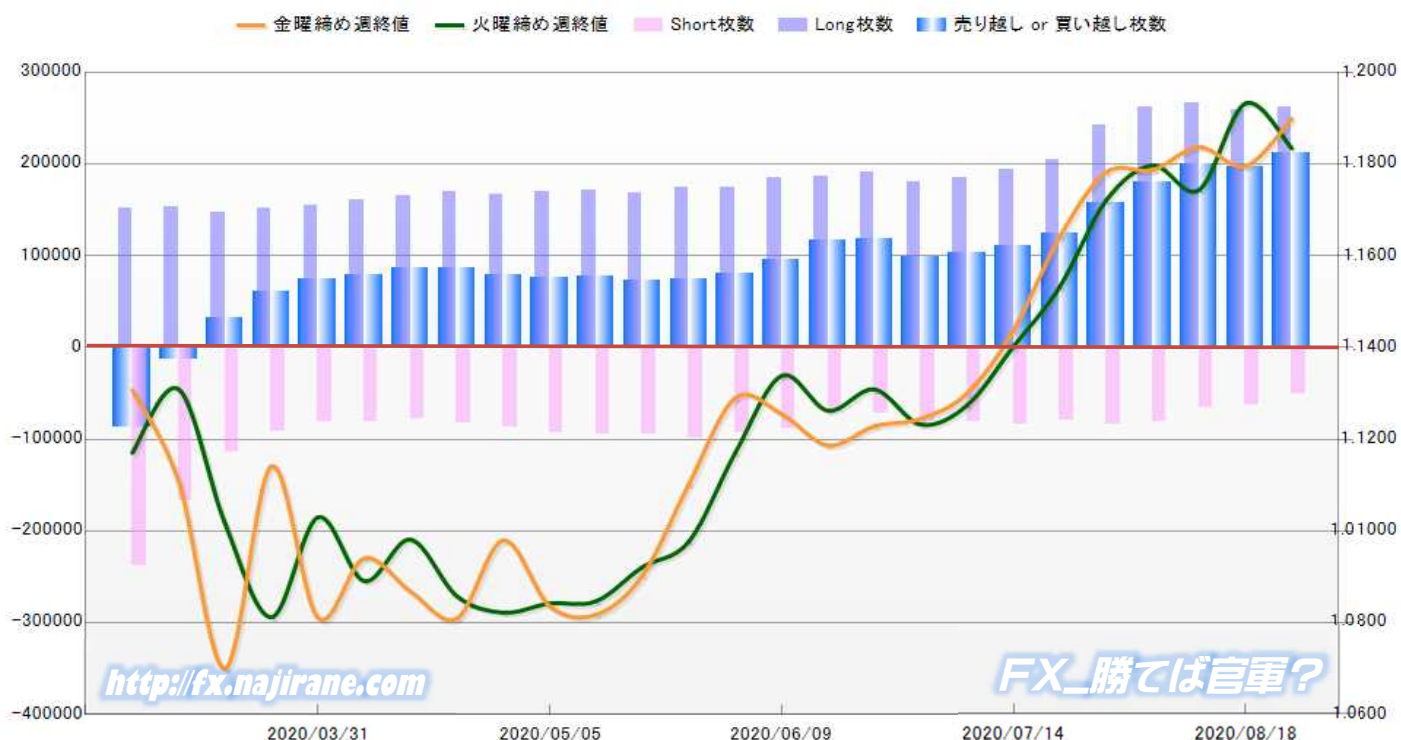
Code-099741

2020/03/03 ~ 2020/08/25

2020/08/28 NYクローズ時公表値

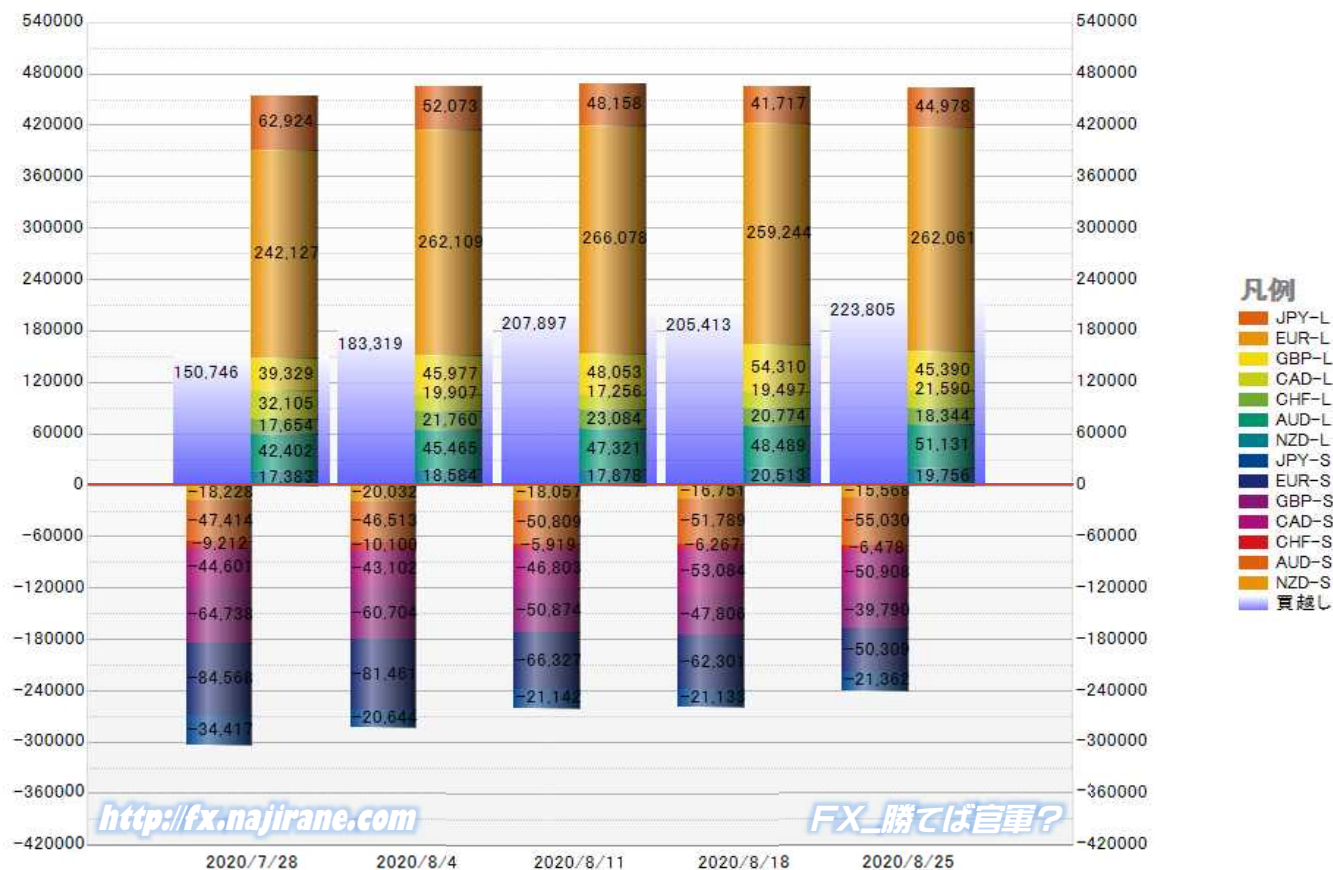
Report_Date	Non Commercial Positions												火曜日 引け値	金曜日 引け値
	Long	増減			Short	増減			売り越し	増減				
2020/08/25	262061	2817	1.1%	50309	-11992	-19.2%	-211752	14809	7.5%	312370	-9175	-2.9%	1.1834	1.1899
2020/08/18	259244	-6834	-2.6%	62301	-4026	-6.1%	-196943	-2808	-1.4%	321545	-10860	-3.3%	1.1932	1.1795
2020/08/11	266078	3969	1.5%	66327	-15134	-18.6%	-199751	19103	10.6%	332405	-11165	-3.2%	1.1743	1.1837
2020/08/04	262109	19982	8.3%	81461	-3107	-3.7%	-180648	23089	14.7%	343570	16875	5.2%	1.1797	1.1787
2020/07/28	242127	37942	18.6%	84568	5430	6.9%	-157559	32512	26.0%	326695	43372	15.3%	1.1721	1.1782
2020/07/21	204185	9933	5.1%	79138	-4202	-5.0%	-125047	14135	12.7%	283323	5731	2.1%	1.1533	1.1642
2020/07/14	194252	9093	4.9%	83340	1778	2.2%	-110912	7315	7.1%	277592	10871	4.1%	1.1402	1.1437
2020/07/07	185159	4772	2.6%	81562	130	0.2%	-103597	4642	4.7%	266721	4902	1.9%	1.1274	1.1300
2020/06/30	180387	-10429	-5.5%	81432	9064	12.5%	-98955	-19493	-16.5%	261819	-1365	-0.5%	1.1232	1.1245
2020/06/23	190816	3696	2.0%	72368	2380	3.4%	-118448	1316	1.1%	263184	6076	2.4%	1.1309	1.1228
2020/06/16	187120	2451	1.3%	69988	-19032	-21.4%	-117132	21483	22.5%	257108	-16581	-6.1%	1.1262	1.1187
2020/06/09	184669	10257	5.9%	89020	-4152	-4.5%	-95649	14409	17.7%	273689	6105	2.3%	1.1338	1.1255
2020/06/02	174412	-622	-0.4%	93172	-6640	-6.7%	-81240	6018	8.0%	267584	-7262	-2.6%	1.1170	1.1290
2020/05/26	175034	7278	4.3%	99812	4618	4.9%	-75222	2660	3.7%	274846	11896	4.5%	1.0977	1.1102
2020/05/19	167756	-4224	-2.5%	95194	1354	1.4%	-72562	-5578	-7.1%	262950	-2870	-1.1%	1.0921	1.0903
2020/05/12	171980	2708	1.6%	93840	867	0.9%	-78140	1841	2.4%	265820	3575	1.4%	1.0847	1.0818
2020/05/05	169272	2008	1.2%	92973	5390	6.2%	-76299	-3382	-4.2%	262245	7398	2.9%	1.0842	1.0836
2020/04/28	167264	-3114	-1.8%	87583	4423	5.3%	-79681	-7537	-8.6%	254847	1309	0.5%	1.0822	1.0980
2020/04/21	170378	5300	3.2%	83160	4699	6.0%	-87218	601	0.7%	253538	9999	4.1%	1.0858	1.0810
2020/04/14	165078	3893	2.4%	78461	-3100	-3.8%	-86617	6993	8.8%	243539	793	0.3%	1.0981	1.0868
2020/04/07	161185	6138	4.0%	81561	761	0.9%	-79624	5377	7.2%	242746	6899	2.9%	1.0891	1.0940
2020/03/31	155047	2687	1.8%	80800	-10270	-11.3%	-74247	12957	21.1%	235847	-7583	-3.1%	1.1030	1.0811
2020/03/24	152360	5227	3.6%	91070	-23568	-20.6%	-61290	28795	88.6%	243430	-18341	-7.0%	1.0812	1.1141
2020/03/17	147133	-6687	-4.3%	114638	-51849	-31.1%	-32495	-45162	-356.5%	261771	-58536	####	1.1016	1.0699
2020/03/10	153820	1916	1.3%	166487	-72120	-30.2%	12667	-74036	-85.4%	320307	-70204	####	1.1309	1.1107
2020/03/03	151904			238607			86703			390511			1.1171	1.1307

EURO FX - CHICAGO MERCANTILE EXCHANGE
FUTURES ONLY POSITIONS



	2020/07/28			2020/08/04			2020/08/11			2020/08/18			2020/08/25		
	Long	Short	売り越し	Long	Short	売り越し	Long	Short	売り越し	Long	Short	売り越し	Long	Short	売り越し
JPY	62924	34417	-28507	52073	20644	-31429	48158	21142	-27016	41717	21133	-20584	44978	21362	-23616
	前週比 枚数増減 (枚)			-10851	-13773	2922	-3915	498	-4413	-6441	-9	-6432	3261	229	3032
	前週比 枚数増減 (%)			-17.2%	-40.0%	10.3%	-7.5%	2.4%	-14.0%	-13.4%	0.0%	-23.8%	7.8%	1.1%	14.7%
EUR	242127	84568	-157559	262109	81461	-180648	266078	66327	-199751	259244	62301	-196943	262061	50309	-211752
	前週比 枚数増減 (枚)			19982	-3107	23089	3969	-15134	19103	-6834	-4026	-2808	2817	-11992	14809
	前週比 枚数増減 (%)			8.3%	-3.7%	14.7%	1.5%	-18.6%	10.6%	-2.6%	-6.1%	-1.4%	1.1%	-19.2%	7.5%
GBP	39329	64738	25409	45977	60704	14727	48053	50874	2821	54310	47806	-6504	45390	39790	-5600
	前週比 枚数増減 (枚)			6648	-4034	-10682	2076	-9830	-11906	6257	-3068	9325	-8920	-8016	-904
	前週比 枚数増減 (%)			16.9%	-6.2%	-42.0%	4.5%	-16.2%	-80.8%	13.0%	-6.0%	330.6%	-16.4%	-16.8%	-13.9%
AUD	42402	47414	5012	45465	46513	1048	47321	50809	3488	48489	51789	3300	51131	55030	3899
	前週比 枚数増減 (枚)			3063	-901	-3964	1856	4296	2440	1168	980	-188	2642	3241	599
	前週比 枚数増減 (%)			7.2%	-1.9%	-79.1%	4.1%	9.2%	232.8%	2.5%	1.9%	-5.4%	5.4%	6.3%	18.2%
CAD	32105	44601	12496	19907	43102	23195	17256	46803	29547	19497	53084	33587	21590	50908	29318
	前週比 枚数増減 (枚)			-12198	-1499	10699	-2651	3701	6352	2241	6281	4040	2093	-2176	-4269
	前週比 枚数増減 (%)			-38.0%	-3.4%	85.6%	-13.3%	8.6%	27.4%	13.0%	13.4%	13.7%	10.7%	-4.1%	-12.7%
CHF	17654	9212	-8442	21760	10100	-11660	23084	5919	-17165	20774	6267	-14507	18344	6478	-11866
	前週比 枚数増減 (枚)			4106	888	3218	1324	-4181	5505	-2310	348	-2658	-2430	211	-2641
	前週比 枚数増減 (%)			23.3%	9.6%	38.1%	6.1%	-41.4%	47.2%	-10.0%	5.9%	-15.5%	-11.7%	3.4%	-18.2%
NZD	17383	18228	845	18584	20032	1448	17878	18057	179	20513	16751	-3762	19756	15568	-4188
	前週比 枚数増減 (枚)			1201	1804	603	-706	-1975	-1269	2635	-1306	3941	-757	-1183	426
	前週比 枚数増減 (%)			6.9%	9.9%	71.4%	-3.8%	-9.9%	-87.6%	14.7%	-7.2%	2201.7%	-3.7%	-7.1%	11.3%
MXN	51851	40987	-10864	42692	39693	-2999	44240	37733	-6507	42450	38112	-4338	42397	38535	-3862
	前週比 枚数増減 (枚)			-9159	-1294	-7865	1548	-1960	3508	-1790	379	-2169	-53	423	-476
	前週比 枚数増減 (%)			-17.7%	-3.2%	-72.4%	3.6%	-4.9%	117.0%	-4.0%	1.0%	-33.3%	-0.1%	1.1%	-11.0%
Total All 8	505775	344165	-161610	508567	322249	-186318	512068	297664	-214404	506994	297243	-209751	505647	277980	-227667
	前週比 枚数増減 (枚)			2792	-21916	24708	3501	-24585	28086	-5074	-421	-4653	-1347	-19263	17916
	前週比 枚数増減 (%)			0.6%	-6.4%	15.3%	0.7%	-7.6%	15.1%	-1.0%	-0.1%	-2.2%	-0.3%	-6.5%	8.5%
Total 7 (MXN除)	453924	303178	-150746	465875	282556	-183319	467828	259931	-207897	464544	259131	-205413	463250	239445	-223805
	前週比 枚数増減 (枚)			11951	-20622	32573	1953	-22625	24578	-3284	-800	-2484	-1294	-19686	18392
	前週比 枚数増減 (%)			2.6%	-6.8%	21.6%	0.4%	-8.0%	13.4%	-0.7%	-0.3%	-1.2%	-0.3%	-7.6%	9.0%

直近5週 CFTC IMM主要7通貨の構成



<http://fx.najirane.com>

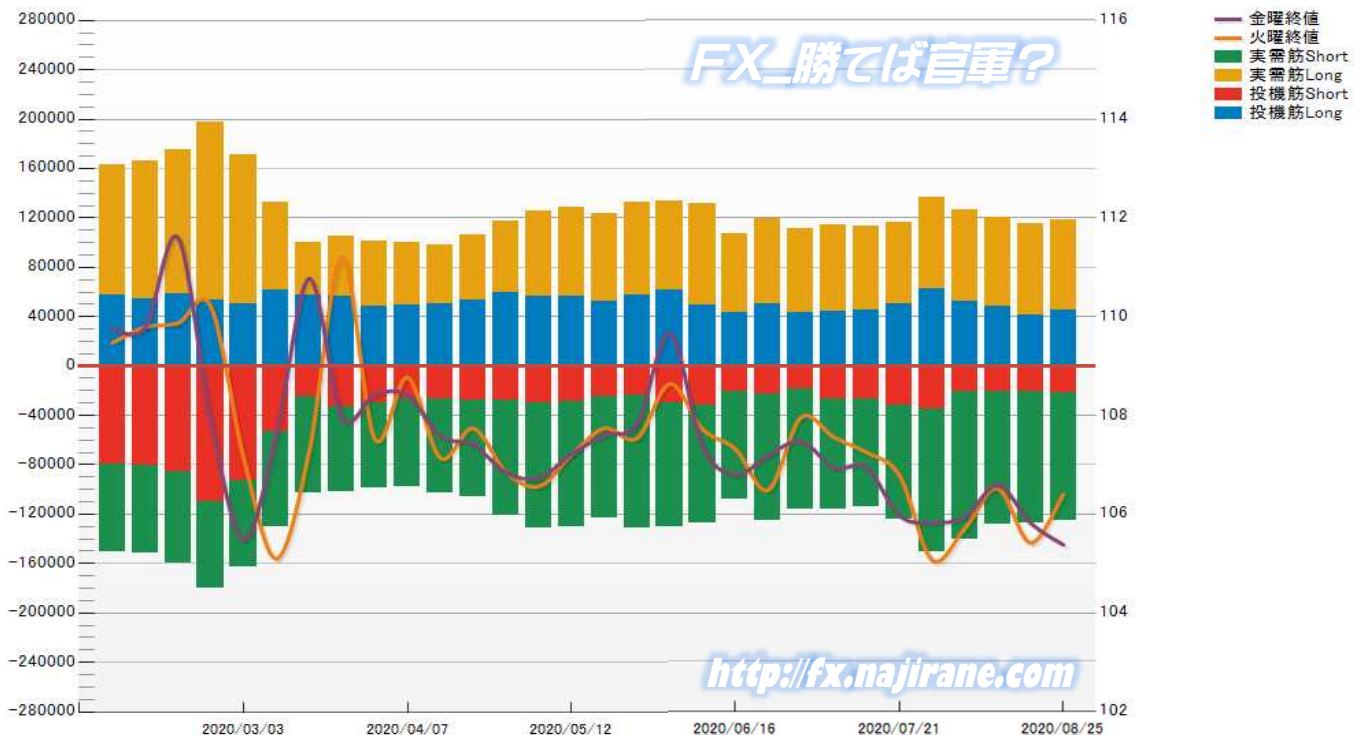
FXに勝てば官軍?

JAPANESE YEN - CHICAGO MERCANTILE EXCHANGE
FUTURES ONLY POSITIONS

Code-097741
2020/08/28 公表値

Date	投機筋集計				実需筋集計				投機筋+実需筋合計				ドル円終値	
	円買い	円売り	売り越し	売買計	円買い	円売り	売り越し	売買計	円買い	円売り	売り越し	売買計	火曜締め	金曜締め
2020/08/25	44978	21362	-23616	66340	73477	103640	30163	177117	118455	125002	6547	243457	106.40	105.38
2020/08/18	41717	21133	-20584	62850	73149	105667	32518	178816	114866	126800	11934	241666	105.42	105.82
2020/08/11	48158	21142	-27016	69300	72712	107449	34737	180161	120870	128591	7721	249461	106.52	106.59
2020/08/04	52073	20644	-31429	72717	74165	120290	46125	194455	126238	140934	14696	267172	105.72	105.95
2020/07/28	62924	34417	-28507	97341	73649	115708	42059	189357	136573	150125	13552	286698	105.07	105.83
2020/07/21	50854	31547	-19307	82401	65447	92194	26747	157641	116301	123741	7440	240042	106.79	105.97
2020/07/14	45111	26785	-18326	71896	67691	87431	19740	155122	112802	114216	1414	227018	107.25	106.94
2020/07/07	44043	27231	-16812	71274	70580	88421	17841	159001	114623	115652	1029	230275	107.56	106.94
2020/06/30	42755	18894	-23861	61649	68918	97342	28424	166260	111673	116236	4563	227909	107.96	107.48
2020/06/23	50490	23032	-27458	73522	68487	102372	33885	170859	118977	125404	6427	244381	106.49	107.19
2020/06/16	43126	21016	-22110	64142	64304	86449	22145	150753	107430	107465	35	214895	107.32	106.80
2020/06/09	48862	31400	-17462	80262	82366	95668	13302	178034	131228	127068	-4160	258296	107.72	107.37
2020/06/02	61958	29379	-32579	91337	72106	100594	28488	172700	134064	129973	-4091	264037	108.64	109.66
2020/05/26	57873	23266	-34607	81139	74238	108460	34222	182698	132111	131726	-385	263837	107.54	107.84
2020/05/19	52038	24568	-27470	76606	71027	98736	27709	169763	123065	123304	239	246369	107.74	107.60
2020/05/12	56307	28370	-27937	84677	72360	101599	29239	173959	128667	129969	1302	258636	107.20	107.22
2020/05/05	56634	29420	-27214	86054	68783	101620	32837	170403	125417	131040	5623	256457	106.56	106.73
2020/04/28	59962	27636	-32326	87598	56947	93684	36737	150631	116909	121320	4411	238229	106.86	106.85
2020/04/21	53730	27704	-26026	81434	52383	78188	25805	130571	106113	105892	-221	212005	107.74	107.41
2020/04/14	49863	27220	-22643	77083	48656	75435	26779	124091	98519	102655	4136	201174	107.14	107.58
2020/04/07	49249	26839	-22410	76088	51300	70904	19604	122204	100549	97743	-2806	198292	108.77	108.41
2020/03/31	48444	30162	-18282	78606	53154	68221	15067	121375	101598	98383	-3215	199981	107.53	108.42
2020/03/24	56528	32665	-23863	89193	48777	69252	20475	118029	105305	101917	-3388	207222	111.20	107.97
2020/03/17	57286	24351	-32935	81637	42873	78049	35176	120922	100159	102400	2241	202559	107.26	110.77
2020/03/10	61732	53575	-8157	115307	70545	76931	6386	147476	132277	130506	-1771	262783	105.10	107.61
2020/03/03	50598	92922	42324	143520	120130	70043	-50087	190173	170728	162965	-7763	333693	107.16	105.48
2020/02/25	53855	110244	56389	164099	144064	69816	-74248	213880	197919	180060	-17859	377979	110.21	107.91
2020/02/18	58605	85826	27221	144431	116686	73909	-42777	190595	175291	159735	-15556	335026	109.87	111.60
2020/02/11	54805	80993	26188	135798	111167	70770	-40397	181937	165972	151763	-14209	317735	109.79	109.78
2020/02/04	57672	79570	21898	137242	105438	71114	-34324	176552	163110	150684	-12426	313794	109.47	109.76

JAPANESE YEN - CHICAGO MERCANTILE EXCHANGE
FUTURES ONLY POSITIONS Code-097741

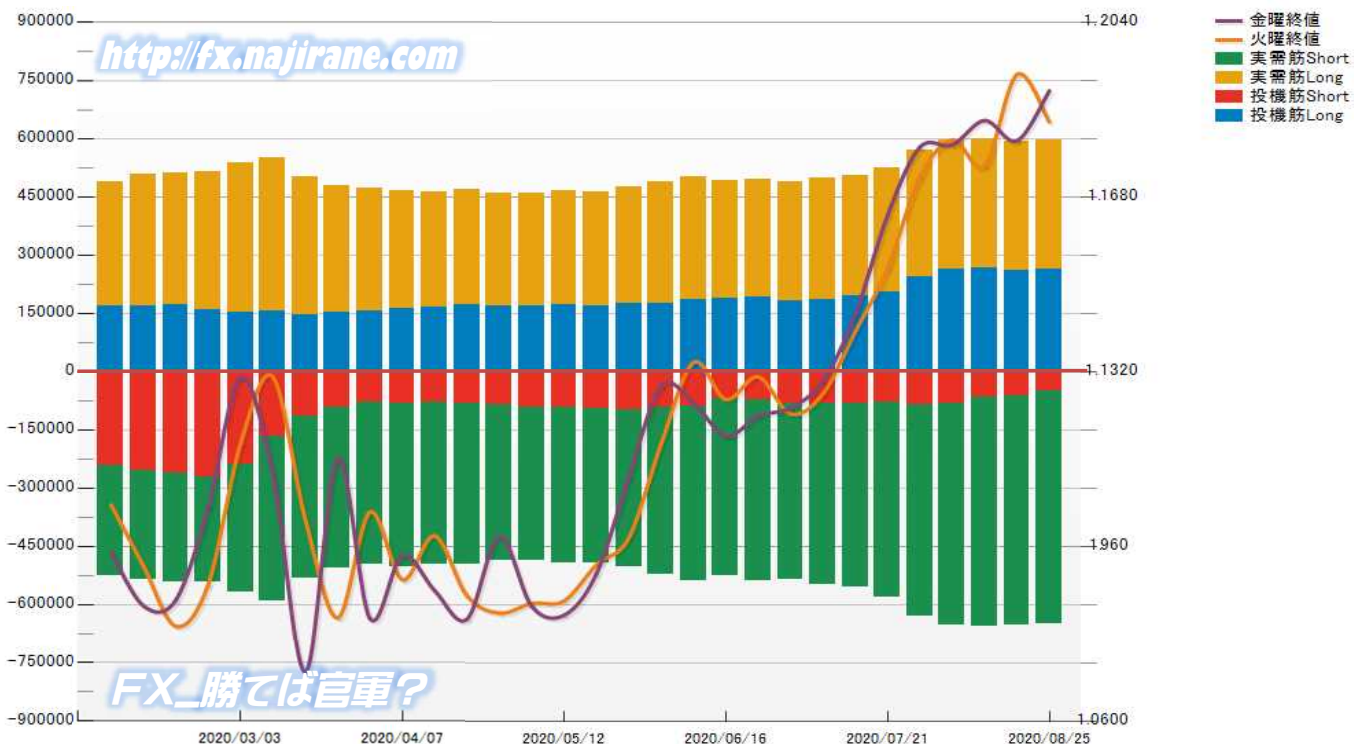


EURO FX - CHICAGO MERCANTILE EXCHANGE
FUTURES ONLY POSITIONS

Code-099741
2020/08/28 公表値

Date	投機筋集計				実需筋集計				投機筋+実需筋合計				ユーロドル終値	
	EUR買い	EUR売り	売り越し	売買計	EUR買い	EUR売り	売り越し	売買計	EUR買い	EUR売り	売り越し	売買計	火曜締め	金曜締め
2020/08/25	262061	50309	-211752	312370	332664	600646	267982	933310	594725	650955	56230	1245680	1.1834	1.1899
2020/08/18	259244	62301	-196943	321545	332209	591573	259364	923782	591453	653874	62421	1245327	1.1932	1.1795
2020/08/11	266078	66327	-199751	332405	332842	589103	256261	921945	598920	655430	56510	1254350	1.1743	1.1837
2020/08/04	262109	81461	-180648	343570	332310	573668	241358	905978	594419	655129	60710	1249548	1.1797	1.1787
2020/07/28	242127	84568	-157559	326695	328605	546114	217509	874719	570732	630682	59950	1201414	1.1721	1.1782
2020/07/21	204185	79138	-125047	283323	320979	501647	180668	822626	525164	580785	55621	1105949	1.1533	1.1642
2020/07/14	194252	83340	-110912	277592	309455	471519	162064	780974	503707	554859	51152	1058566	1.1402	1.1437
2020/07/07	185159	81562	-103597	266721	311843	466973	155130	778816	497002	548535	51533	1045537	1.1274	1.1300
2020/06/30	180387	81432	-98955	261819	306839	453967	147128	760806	487226	535399	48173	1022625	1.1232	1.1245
2020/06/23	190816	72368	-118448	263184	305405	467945	162540	773350	496221	540313	44092	1036534	1.1309	1.1228
2020/06/16	187120	69988	-117132	257108	302800	457835	155035	760635	489920	527823	37903	1017743	1.1262	1.1187
2020/06/09	184669	89020	-95649	273689	316909	450627	133718	767536	501578	539647	38069	1041225	1.1338	1.1255
2020/06/02	174412	93172	-81240	267584	312787	429985	117198	742772	487199	523157	35958	1010356	1.1170	1.1290
2020/05/26	175034	99812	-75222	274846	298419	404675	106256	703094	473453	504487	31034	977940	1.0977	1.1102
2020/05/19	167756	95194	-72562	262950	295367	397961	102594	693328	463123	493155	30032	956278	1.0921	1.0903
2020/05/12	171980	93840	-78140	265820	294370	400827	106457	695197	466350	494667	28317	961017	1.0847	1.0818
2020/05/05	169272	92973	-76299	262245	290624	393234	102610	683858	459896	486207	26311	946103	1.0842	1.0836
2020/04/28	167264	87583	-79681	254847	291497	399179	107682	690676	458761	486762	28001	945523	1.0822	1.0980
2020/04/21	170378	83160	-87218	253538	297719	413092	115373	710811	468097	496252	28155	964349	1.0858	1.0810
2020/04/14	165078	78461	-86617	243539	296805	417530	120725	714335	461883	495991	34108	957874	1.0981	1.0868
2020/04/07	161185	81561	-79624	242746	304521	422120	117599	726641	465706	503681	37975	969387	1.0891	1.0940
2020/03/31	155047	80800	-74247	235847	315522	415776	100254	731298	470569	496576	26007	967145	1.1030	1.0811
2020/03/24	152360	91070	-61290	243430	326218	414867	88649	741085	478578	505937	27359	984515	1.0812	1.1141
2020/03/17	147133	114638	-32495	261771	352847	419664	66817	772511	499980	534302	34322	1034282	1.1016	1.0699
2020/03/10	153820	166487	12667	320307	397574	424702	27128	822276	551394	591189	39795	1142583	1.1309	1.1107
2020/03/03	151904	238607	86703	390511	385539	329833	-55706	715372	537443	568440	30997	1105883	1.1171	1.1307
2020/02/25	157587	271608	114021	429195	355329	270784	-84545	626113	512916	542392	29476	1055308	1.0881	1.1040
2020/02/18	170586	262093	91507	432679	340245	282010	-58235	622255	510831	544103	33272	1054934	1.0795	1.0849
2020/02/11	169475	255144	85669	424619	338132	281706	-56426	619838	507607	536850	29243	1044457	1.0919	1.0837
2020/02/04	166925	242005	75080	408930	321548	283559	-37989	605107	488473	525564	37091	1014037	1.1045	1.0948

EURO FX - CHICAGO MERCANTILE EXCHANGE
FUTURES ONLY POSITIONS Code-099741



Bitcoin/USD 及び CME Futures (当月及び限月別)

※取引単位=5ビットコイン
(CME CFビットコイン参考基準レート=BRRを対象)

Bitcoin/USD					CME Futures		2020/08		2020/09		2020/10		2020/11		2020/12	
Date	Open	High	Low	Close	Volume	OpenInt	close	Volume	close	Volume	close	Volume	close	Volume	close	Volume
2020/5/25	9058	9066	8643	8905	0	0	11348	8722	8935	84	8930	186	8965	0	8995	0
2020/5/26	8905	9009	8711	8850	0	0	8549	9019	9325	20	9325	4	9360	0	9375	0
2020/5/27	8850	9217	8811	9074	0	0	10373	8921	9640	54	9650	12	9685	0	9700	0
2020/5/28	9066	9524	9066	9443	0	0	4145	8419	9570	94	9580	13	9615	9625	9630	0
2020/5/29	9443	9615	9346	9399	0	0	4005	8764	9745	168	9760	15	9795	9805	9810	0
2020/6/1	9461	9690	9407	9653	0	0	16101	8824	9675	300	9715	253	9730	12	9765	9765
2020/6/2	9653	10352	9355	9524	0	0	3465	8869	9740	47	9775	14	9800	3	9825	9850
2020/6/3	9524	9625	9416	9588	0	0	4652	9205	10000	79	10040	11	10055	18	10100	10125
2020/6/4	9588	9872	9470	9775	0	0	4768	9403	9890	47	9935	2	9955	1	10000	10025
2020/6/5	9775	9852	9625	9728	0	0	4137	9573	9885	111	9915	40	9935	1	9980	10005
2020/6/8	9709	9785	9662	9718	0	0	4697	9565	9915	151	9980	50	9995	5	10040	10070
2020/6/9	9709	9881	9615	9823	0	0	7694	10174	10025	109	10100	16	10115	1	10135	10160
2020/6/10	9823	9990	9709	9852	0	0	12060	8873	9420	320	9465	99	9495	9515	9540	1
2020/6/11	9852	9970	9099	9346	0	0	4306	8741	9570	180	9620	101	9650	2	9670	9695
2020/6/12	9346	9551	9242	9425	0	0	7090	8745	9550	235	9600	111	9620	1	9655	9690
2020/6/15	9337	9497	8913	9443	0	0	3765	8784	9640	50	9695	63	9715	9740	9800	0
2020/6/16	9434	9579	9390	9506	0	0	3579	8312	9440	35	9490	101	9525	9550	9675	1
2020/6/17	9506	9551	9251	9407	0	0	2345	8346	9525	42	9570	41	9610	9650	9750	0
2020/6/18	9407	9479	9276	9363	0	0	3959	8463	9435	56	9475	29	9520	9560	9660	0
2020/6/19	9363	9416	9242	9302	0	0	7300	9345	9705	209	9745	207	9790	9830	9895	0
2020/6/22	9328	9775	9285	9690	0	0	6043	9330	9795	223	9840	297	9875	9915	9945	1
2020/6/23	9690	9718	9579	9653	0	0	11601	8187	9430	401	9460	325	9495	19	9535	1
2020/6/24	9653	9662	9208	9268	0	0	7808	7802	9405	477	9450	148	9490	2	9535	1
2020/6/25	9268	9328	9017	9302	0	0	4824	7374	9280	346	9315	273	9365	5	9410	5
2020/6/26	9302	9311	9042	9166	0	0	3054	7527	9255	188	9295	117	9330	7	9375	9415
2020/6/29	9124	9234	9025	9208	0	0	3161	7675	9240	168	9285	137	9320	7	9350	9400
2020/6/30	9208	9234	9074	9166	0	0	5500	8277	9365	528	9415	171	9435	7	9475	9535
2020/7/1	9166	9302	9099	9242	0	0	7137	8004	9115	411	9165	155	9210	9	9250	9335
2020/7/2	9242	9268	8961	9141	0	0	0	0	9405	0	0	0	0	0	0	0
2020/7/3	9149	9149	9058	9083	0	0	7422	8271	9405	404	9450	123	9475	4	9525	9550
2020/7/6	9042	9355	9042	9285	0	0	3178	8165	9350	85	9400	114	9430	4	9480	9505
2020/7/7	9285	9372	9208	9251	0	0	5807	9041	9560	441	9600	193	9630	10	9680	9705
2020/7/8	9251	9470	9234	9434	0	0	6353	8310	9320	320	9365	97	9410	4	9430	9485
2020/7/9	9434	9470	9174	9251	0	0	2415	8067	9330	99	9385	12	9425	8	9450	9505
2020/7/10	9251	9259	9132	9234	0	0	3209	8283	9330	274	9380	86	9415	5	9445	9500
2020/7/13	9268	9337	9200	9251	0	0	3266	8322	9370	287	9425	109	9460	1	9490	9530
2020/7/14	9251	9276	9124	9242	0	0	2706	8314	9250	230	9295	144	9335	2	9365	9455
2020/7/15	9242	9276	9166	9225	0	0	3770	8071	9195	366	9245	50	9285	1	9335	9355
2020/7/16	9225	9234	9042	9124	0	0	1895	7946	9250	135	9290	75	9335	10	9385	9405
2020/7/17	9124	9183	9083	9166	0	0	3090	8123	9255	585	9300	73	9335	9395	9415	9
2020/7/20	9174	9234	9141	9174	0	0	6558	9230	9460	920	9510	223	9545	5	9585	9605
2020/7/21	9174	9434	9158	9381	0	0	3778	9472	9480	508	9530	143	9570	1	9610	9630
2020/7/22	9381	9399	9295	9380	0	0	8067	10217	9720	1118	9775	268	9820	21	9855	9880
2020/7/23	9381	9668	9377	9619	0	0	4061	10179	9690	825	9750	104	9800	9	9835	9860
2020/7/24	9619	9619	9478	9595	0	0	25493	13104	11065	7719	11145	1340	11210	244	11255	11315
2020/7/27	9889	11131	9889	11131	0	0	20939	13068	11215	4004	11315	1311	11425	308	11445	11495
2020/7/28	11126	11392	10605	11027	0	0	13188	13040	11425	3530	11530	494	11625	76	11655	11695
2020/7/29	11025	11348	10860	11286	0	0	11794	13306	11370	3917	11440	517	11540	4	11580	11620
2020/7/30	11297	11314	10877	11094	0	0	11291	13017	11610	9692	11700	1344	11750	161	11790	11830
2020/7/31	11097	11452	10984	11328	0	0	6308	13113	11620	5333	11695	787	11760	139	11815	11885
2020/8/3	11137	11476	10956	11260	0	0	7783	12703	11370	6915	11480	624	11525	208	11605	2
2020/8/4	11223	11414	11029	11246	0	0	13013	13907	11850	11366	11930	1248	11975	373	12055	4
2020/8/5	11241	11791	11105	11777	0	0	5979	14081	12040	4902	12120	764	12165	270	12250	12
2020/8/6	11780	11910	11561	11742	0	0	11473	13064	11575	10007	11690	1316	11750	115	11820	16
2020/8/7	11747	11908	11354	11508	0	0	11098	14139	12015	9860	12115	908	12175	114	12280	51
2020/8/10	11648	12072	11648	11839	0	0	12114	13090	11435	10291	11550	1558	11610	195	11685	48
2020/8/11	11839	11940	11142	11311	0	0	6975	13630	11665	6069	11770	604	11815	227	11890	52
2020/8/12	11303	11620	11194	11516	0	0	6003	13564	11590	5062	11705	709	11750	175	11825	40
2020/8/13	11510	11733	11288	11698	0	0	11353	14671	11935	9980	12040	938	12090	311	12195	64
2020/8/14	11698	11862	11665	11810	0	0	10179	15406	12485	8883	12625	1010	12705	163	12765	33
2020/8/17	11863	12474	11777	12334	0	0	12314	14454	12035	10621	12190	1310	12255	230	12350	104
2020/8/18	12335	12413	11864	12074	0	0	11715	13180	11690	10164	11845	1046	11920	283	11980	119
2020/8/19	12075	12087	11598	11712	0	0	5730	13306	11895	4860	12055	734	12105	87	12205	7
2020/8/20	11716	11889	11584	11831	0	0	11384	12483	11695	9663	11860	1558	11930	112	12005	16
2020/8/21	11833	11881	11614	11678	0	0	9700	12425	11770	7416	11940	2090	12000	171	12075	7
2020/8/24	11671	11827	11598	11762	0	0	16250	11615	11310	12762	11440	2883	11495	407	11565	94
2020/8/25	11759	11787	11135	11314	0	0	10169	11042	11480	6639	11630	2732	11675	458	11760	118
2020/8/26	11313	11541	11261	11478	0	0	14200	10604	11270	9007	11340	4740	11410	383	11450	53
2020/8/27	11477	11589	11140	11284	0	0										



Date	BTC(BitCoin)/JPY					ETH(Ethereum)/JPY					XRP(Ripple)/JPY				
	Open	High	Low	Close	Volume	Open	High	Low	Close	Volume	Open	High	Low	Close	Volume
2020/6/29	979824.81	993874.13	971450.13	988825.63	1770957.34	24159.08	24732.07	23819.51	24551.03	723654.60	19.0442	19.2573	18.8883	19.1463	125310.93
2020/6/30	988258.31	992710.25	978554.44	986811.94	1699308.80	24526.67	24724.58	24210.62	24439.76	658101.10	19.1185	19.2008	18.8952	18.9923	109109.17
2020/7/1	987674.94	1000382.38	980780.25	990802.25	1714790.83	24420.27	25018.81	24315.09	24813.57	693981.33	18.9792	19.1851	18.8934	19.0011	119818.58
2020/7/2	991104.38	997791.25	972202.19	980748.38	1756400.88	24832.41	24966.80	24254.52	24659.20	667800.21	19.0203	19.1761	18.7436	19.0534	113268.82
2020/7/3	980902.31	989486.69	973879.13	976944.06	1406074.12	24651.33	24684.00	24179.71	24230.57	549254.12	19.0556	19.1781	18.8307	18.9522	105001.57
2020/7/4	976614.00	987263.75	973323.88	981801.63	1321311.45	24219.97	24732.31	24203.29	24626.95	562077.22	18.9493	19.3166	18.9422	19.1344	107522.12
2020/7/5	981113.88	984994.06	964988.81	976270.66	1388283.92	24616.43	24711.09	24137.52	24494.55	569387.48	19.1269	19.2145	18.7892	19.0453	104328.30
2020/7/6	976152.50	1006560.38	974660.69	1006560.38	1920609.19	24496.74	25995.61	24440.29	25928.78	642942.81	19.0453	20.3071	18.9976	20.2447	152873.89
2020/7/7	1003735.31	1004661.06	991022.38	995313.75	1488800.63	25871.06	26046.68	25234.91	25718.55	692944.10	20.2447	20.2853	19.6857	19.8785	114786.15
2020/7/8	995393.63	1013891.88	995551.44	1011547.00	2113826.79	25727.63	26626.24	25626.23	26464.73	1061355.81	19.8814	22.0710	19.8246	21.9610	201515.76
2020/7/9	1011510.63	1011788.88	990315.19	994978.56	1930413.34	26473.13	26520.55	25728.23	26061.28	903945.03	21.9509	22.5531	21.3033	21.7602	194015.97
2020/7/10	994484.06	993016.44	974100.81	992090.13	1802675.01	26045.41	26042.49	25302.94	25766.12	778524.14	21.7529	21.7529	20.6599	21.2399	124219.07
2020/7/11	991951.56	993664.50	983609.00	987389.19	1416481.62	25772.51	25824.12	25482.38	25599.28	603272.09	21.2476	21.7700	21.2386	21.5090	106508.20
2020/7/12	987914.94	996292.50	983409.50	991797.00	1545174.27	25599.43	26011.18	25418.82	25887.51	705253.54	21.5111	21.7286	21.2057	21.4405	99030.99
2020/7/13	991872.31	998065.38	989029.75	991627.19	1879473.87	25892.88	26163.27	25549.67	25704.06	835446.61	21.4405	21.9964	21.0169	21.3025	128416.64
2020/7/14	991100.38	999547.38	984985.94	991321.94	1939955.50	25743.86	25961.92	25030.10	25762.35	789077.31	21.2939	21.4082	20.9708	21.3220	128407.12
2020/7/15	990178.56	994612.56	980993.31	982741.88	1693849.34	25755.08	25888.39	25358.86	25488.19	661657.78	21.3183	21.4071	21.0287	21.0717	104109.73
2020/7/16	982650.25	984871.81	973849.81	979751.06	1685873.01	25491.12	25546.18	24814.42	25066.16	625692.30	21.0621	21.1008	20.5777	20.8184	113275.98
2020/7/17	979706.44	984323.88	974379.19	979244.50	1492138.45	25071.58	25128.94	24882.61	24907.88	627033.16	20.8187	21.1421	20.5531	20.7890	100168.82
2020/7/18	979222.25	987761.19	973833.50	980062.81	1311089.32	24916.72	25311.38	24859.92	25197.94	577548.88	20.7963	21.5724	20.7522	21.3305	93116.55
2020/7/19	979952.19	985074.13	973492.00	983726.25	1385661.92	25195.21	25603.83	24962.09	25540.07	669471.64	21.3373	21.5440	20.9873	21.3257	88714.13
2020/7/20	983876.56	993016.44	978979.06	982283.61	147441.17	25540.86	25655.14	25206.50	25312.47	600318.81	21.3265	21.3911	20.7901	20.9084	90977.94
2020/7/21	982099.25	1007677.81	980309.94	1001404.38	1930152.09	25328.47	26289.25	25257.39	26172.13	727075.95	20.8876	21.4842	20.7907	21.2555	122928.88
2020/7/22	1001425.00	1021376.19	996093.88	1020895.13	1771869.22	26174.33	28185.42	25933.84	28100.68	825481.70	21.2598	21.8383	21.0568	21.7935	100266.83
2020/7/23	1021085.75	1026436.19	1016042.25	1023694.44	1938861.07	28121.90	29655.63	27974.98	29349.29	1098511.63	21.7923	22.3525	21.6116	22.1788	154248.49
2020/7/24	1024169.13	1021444.75	1007520.63	1012269.31	1756951.64	29352.88	30377.21	28610.03	29636.61	1004750.99	22.2039	22.2212	21.5512	21.6582	17386.16
2020/7/25	1012544.50	1030065.63	1011560.25	1027152.69	1763033.88	29616.55	32558.25	29616.55	32273.33	1144748.81	21.6487	22.9903	21.6273	22.7254	130106.21
2020/7/26	1027484.00	1063951.63	1024577.00	1049828.88	2173601.80	3234.66	33582.02	31871.17	32818.51	1272727.09	22.7139	23.7792	22.5863	22.7855	153485.34
2020/7/27	1049834.25	1195730.38	1048180.50	1157242.75	3723072.23	32820.02	34827.80	32820.02	33852.62	1647203.38	22.7819	23.9483	22.2516	23.5507	185600.89
2020/7/28	1160042.50	1179177.00	1118307.13	1147090.50	3023767.26	33885.86	34299.32	32365.18	33285.11	1298905.06	23.5736	24.5558	22.9165	24.2053	184443.10
2020/7/29	1147104.13	1186243.88	1142234.38	1165732.88	2585218.57	33274.40	34010.36	32926.92	33415.31	1142458.81	24.1918	26.1669	24.1821	25.5294	212431.16
2020/7/30	1165666.13	1169835.63	1144320.00	1163136.75	2392727.19	33410.49	35472.29	33236.57	35024.97	1238138.26	25.5457	26.0415	25.0741	25.5969	147283.86
2020/7/31	1163031.75	1209967.38	1146250.00	1198464.38	2451280.96	35029.91	36896.68	34348.61	36573.16	1273306.73	25.6102	27.4760	25.2524	27.4021	196280.81
2020/8/1	1198369.50	1248347.25	1189596.75	1244623.50	2759822.87	36598.98	41155.28	36364.95	40769.15	1486536.22	27.4021	31.3028	27.0783	30.6435	28284.67
2020/8/2	1244535.88	1273681.75	1166147.88	1170240.63	2901890.12	40806.21	43523.99	37799.73	39242.83	2001965.17	30.6660	34.1395	29.1685	30.3911	506134.19
2020/8/3	1169198.25	1215515.25	1165653.13	1192546.00	2149582.09	39291.76	42089.81	39079.48	40962.16	1360966.83	30.4365	33.7893	30.1871	32.8656	354255.01
2020/8/4	0.00	0.00	0.00	0.00	0.00	0.00	0.00	0.00	0.00	0.00	0.0000	0.0000	0.0000	0.0000	
2020/8/5	1183342.25	1244230.63	1178476.75	1240124.38	2577077.83	41161.06	42894.52	40790.27	42395.62	1359253.36	31.7686	32.4867	30.9014	32.0204	216249.13
2020/8/6	1240425.13	1256681.38	1224052.88	1243732.25	2470697.33	42394.91	42579.96	41433.85	41700.88	1193565.25	32.0025	32.7114	31.4811	32.0503	43
2020/8/7	1243639.38	1256246.50	1208267.13	1228932.50	2450382.90	41728.85	42044.48	38967.50	40201.42	1350773.53	32.0403	32.6785	30.4306	31.2134	453204.85
2020/8/8	1229258.75	1249969.13	1224373.13	1245211.88	1861566.24	40205.52	41738.63	39972.28	41738.63	989688.55	31.2390	31.6440	30.8549	31.1484	143628.74
2020/8/9	1243440.50	1250721.75	1223466.63	1236011.25	1851476.23	41878.24	42347.75	40874.52	41404.60	1000503.98	31.2116	31.5762	30.0787	30.5573	147283.86
2020/8/10	1234584.00	1274345.75	1234584.00	1258972.88	2767860.91	41396.24	42252.98	41396.24	41960.52	1238592.58	30.5483	31.7300	30.5483	31.2312	223495.54
2020/8/11	1259347.75	1265231.38	1192477.38	1215483.38	2880358.77	41961.28	42242.48	39502.59	40519.65	1362665.52	31.2337	32.4379	29.2496	30.3004	483880.64
2020/8/12	1214851.88	1255312.25	1200690.13	1237560.63	2677520.39	40485.54	41801.94	39267.99	41771.16	1325567.15	30.2926	30.9992	29.2649	30.4377	213810.95
2020/8/13	1237931.38	1262093.50	1197833.00	1260781.88	2944593.24	41751.28	46285.87	40548.00	45870.98	1977203.05	30.4377	31.9024	29.2973	31.8623	220553.25
2020/8/14	1259553.88	1294973.88	1244387.63	1254414.88	2583464.30	45864.07	47383.77	45274.72	46621.16	1605697.54	31.8329	32.6495	31.4261	32.0158	239400.99
2020/8/15	1254396.50	1275128.38	1254396.50	1264735.63	2489343.86	46638.76	47085.54	45819.27	46190.23	1323398.09	32.0025	32.4227	31.4317	31.9401	240925.53
2020/8/16	1264840.75	1271111.75	1251038.00	1267279.38	2193333.62	46189.77	46500.50	44243.02	46223.03	1296690.87	31.9514	32.4081	31.3676	32.3396	221564.41
2020/8/17	1267583.50	1309985.88	1257891.25	1298929.88	2992050.14	46243.59	46927.25	45036.87	45529.02	1402031.80	32.3555	34.3953	31.8097	33.3643	318102.79
2020/8/18	1298664.25	1302709.25	1259947.25	1261868.38	2740596.00	45543.69	45819.99	44258.41	44583.82	1260579.38	33.3061	33.8627	31.8246	31.9178	229777.44
2020/8/19	1261831.75	1265919.88	1239745.50	1247354.00											

Date	日経平均(^N225)					CME日経平均先物ドル建て(NKD)					CME日経平均先物円建て(NIY)					USDJPY
	Open	High	Low	Close	Volume	Open	High	Low	Close	Volume	Open	High	Low	Close	Volume	
2020-08-28	23,232.30	23,376.13	22,594.79	22,882.65	98,100.0	23,345.0	23,345.0	22,565.0	22,945.0	6,569,210	23,340.0	23,340.0	22,565.0	22,950.0	32,801,158	105.38
2020-08-27	23,311.04	23,323.07	23,177.85	23,208.86	52,700.0	23,210.0	23,280.0	23,145.0	23,255.0	1,840,290	23,205.0	23,275.0	23,135.0	23,250.0	11,878,707	106.55
2020-08-26	23,257.05	23,348.80	23,203.00	23,290.86	47,800.0	23,250.0	23,325.0	23,155.0	23,290.0	1,630,284	23,245.0	23,315.0	23,150.0	23,285.0	9,812,858	106.01
2020-08-25	23,242.74	23,431.04	23,225.39	23,296.77	75,300.0	23,400.0	23,405.0	23,200.0	23,290.0	2,503,235	23,395.0	23,405.0	23,190.0	23,275.0	14,647,937	106.40
2020-08-24	22,913.20	23,012.71	22,862.54	22,985.51	40,600.0	22,955.0	23,270.0	22,925.0	23,265.0	2,405,202	22,945.0	23,265.0	22,910.0	23,245.0	11,447,215	105.98
2020-08-23						22,925.0	22,970.0	22,920.0	22,965.0	6,245	22,915.0	22,960.0	22,905.0	22,945.0	17,717	
2020-08-21	23,022.76	23,135.43	22,920.30	22,920.30	51,200.0	22,975.0	22,985.0	22,710.0	22,910.0	2,745,248	22,960.0	22,975.0	22,700.0	22,890.0	14,949,725	105.82
2020-08-20	23,003.58	23,078.36	22,851.83	22,880.62	50,200.0	22,890.0	23,045.0	22,850.0	23,040.0	1,649,432	22,875.0	23,030.0	22,845.0	23,030.0	12,335,226	105.80
2020-08-19	22,997.93	23,149.85	22,953.60	23,110.61	50,100.0	23,130.0	23,205.0	22,995.0	23,025.0	1,054,000	23,110.0	23,195.0	23,010.0	23,030.0	7,506,753	106.06
2020-08-18	23,097.80	23,128.18	22,948.89	23,051.08	55,600.0	23,025.0	23,160.0	22,980.0	23,005.0	1,662,757	23,010.0	23,140.0	22,960.0	22,995.0	11,020,523	105.42
2020-08-17	23,189.48	23,248.75	23,068.53	23,096.75	43,600.0	23,080.0	23,175.0	23,065.0	23,095.0	1,113,059	23,070.0	23,160.0	23,050.0	23,105.0	7,742,274	106.04
2020-08-16						23,170.0	23,190.0	23,135.0	23,165.0	4,553	23,160.0	23,180.0	23,120.0	23,135.0	7,455	
2020-08-14	23,323.92	23,338.79	23,222.85	23,289.36	59,800.0	23,280.0	23,305.0	23,065.0	23,155.0	1,650,625	23,270.0	23,295.0	23,050.0	23,145.0	12,786,427	106.59
2020-08-13	23,123.36	23,316.69	23,111.50	23,249.61	84,800.0	23,275.0	23,355.0	23,180.0	23,330.0	1,755,512	23,260.0	23,340.0	23,165.0	23,330.0	12,954,878	106.94
2020-08-12	22,747.44	22,874.37	22,670.74	22,843.96	90,800.0	22,830.0	23,255.0	22,780.0	23,190.0	3,256,880	22,815.0	23,245.0	22,765.0	23,155.0	19,227,550	106.87
2020-08-11	22,505.51	22,760.87	22,497.07	22,750.24	99,300.0	22,725.0	22,960.0	22,670.0	22,770.0	2,119,982	22,705.0	22,945.0	22,650.0	22,735.0	16,566,407	106.52
2020-08-10						22,500.0	22,545.0	22,345.0	22,540.0	946,254	22,475.0	22,515.0	22,325.0	22,505.0	5,127,680	105.94
2020-08-09						22,440.0	22,475.0	22,410.0	22,450.0	1,152	22,410.0	22,455.0	22,395.0	22,440.0	4,027	
2020-08-07	22,433.78	22,436.16	22,204.61	22,329.94	66,700.0	22,220.0	22,485.0	22,220.0	22,465.0	1,465,676	22,205.0	22,480.0	22,205.0	22,450.0	10,872,520	105.95
2020-08-06	22,471.71	22,587.75	22,362.89	22,418.15	62,600.0	22,430.0	22,475.0	22,270.0	22,405.0	1,625,952	22,410.0	22,465.0	22,255.0	22,415.0	12,225,972	105.51
2020-08-05	22,479.72	22,554.20	22,356.25	22,514.85	74,000.0	22,525.0	22,640.0	22,445.0	22,485.0	1,329,519	22,515.0	22,620.0	22,430.0	22,485.0	9,217,138	105.60
2020-08-04	22,379.74	22,603.82	22,379.74	22,573.66	89,100.0	22,510.0	22,655.0	22,430.0	22,490.0	2,104,934	22,490.0	22,635.0	22,405.0	22,470.0	14,005,986	105.72
2020-08-03	21,947.58	22,214.59	21,919.83	22,195.38	84,000.0	22,140.0	22,425.0	22,055.0	22,410.0	2,949,218	22,115.0	23,395.0	22,030.0	22,390.0	17,138,453	106.01
2020-08-02						21,955.0	22,000.0	21,895.0	21,995.0	19,190	21,940.0	21,980.0	21,870.0	21,975.0	59,676	
2020-07-31	22,267.59	22,295.05	21,710.00	21,710.00	106,600.0	21,860.0	22,005.0	21,705.0	21,955.0	4,787,996	21,840.0	21,980.0	21,685.0	21,945.0	26,886,328	105.83
2020-07-30	22,489.24	22,506.60	22,334.71	22,339.23	77,800.0	22,385.0	22,385.0	21,970.0	22,295.0	3,670,369	22,360.0	22,365.0	21,945.0	22,275.0	18,014,806	104.79
2020-07-29	22,543.89	22,584.87	22,366.34	22,397.11	74,300.0	22,435.0	22,570.0	22,365.0	22,530.0	1,563,199	22,425.0	22,550.0	22,340.0	22,505.0	8,263,744	104.94
2020-07-28	22,735.02	22,842.19	22,646.22	22,657.38	67,800.0	22,695.0	22,720.0	22,510.0	22,555.0	1,932,940	22,670.0	22,700.0	22,485.0	22,525.0	13,660,525	105.07
2020-07-27	22,495.95	22,741.13	22,429.57	22,715.85	71,800.0	22,685.0	22,740.0	22,630.0	22,710.0	2,445,086	22,660.0	22,720.0	22,610.0	22,690.0	14,391,286	105.40
2020-07-26						22,380.0	22,530.0	22,350.0	22,515.0	6,234	22,365.0	22,530.0	22,325.0	22,465.0	62,274	
2020-07-24						22,410.0	22,480.0	22,285.0	22,355.0	2,813,496	22,375.0	22,460.0	22,260.0	22,335.0	13,006,485	105.97
2020-07-23						22,790.0	22,910.0	22,495.0	22,595.0	1,688,978	22,755.0	22,880.0	22,470.0	22,580.0	7,602,706	106.85
2020-07-22	22,791.75	22,855.31	22,732.92	22,751.61	65,400.0	22,780.0	22,815.0	22,655.0	22,755.0	1,728,889	22,755.0	22,790.0	22,625.0	22,725.0	10,701,697	107.15
2020-07-21	22,789.38	22,925.58	22,780.22	22,884.22	68,600.0	22,890.0	22,955.0	22,730.0	22,790.0	1,751,381	22,860.0	22,925.0	22,705.0	22,770.0	12,952,881	106.79
2020-07-20	22,772.07	22,788.53	22,580.19	22,717.48	50,000.0	22,715.0	22,850.0	22,590.0	22,820.0	1,706,526	22,685.0	22,825.0	22,560.0	22,800.0	9,974,054	107.25
2020-07-19						22,685.0	22,790.0	22,685.0	22,785.0	10,471	22,650.0	22,760.0	22,650.0	22,755.0	42,055	
2020-07-17	22,807.57	22,857.82	22,643.52	22,696.42	55,900.0	22,705.0	22,755.0	22,640.0	22,690.0	1,701,331	22,675.0	22,725.0	22,605.0	22,665.0	8,218,714	106.94
2020-07-16	22,907.96	22,739.42	22,770.36	22,770.36	89,400.0	22,795.0	22,830.0	22,680.0	22,805.0	1,772,587	22,760.0	22,775.0	22,650.0	22,735.0	3,076,890	107.26
2020-07-15	22,817.91	22,965.56	22,800.11	22,945.50	72,600.0	22,885.0	23,045.0	22,860.0	22,935.0	2,045,736	22,845.0	23,015.0	22,830.0	22,930.0	13,890,875	106.95
2020-07-14	22,631.87	22,677.02	22,538.78	22,587.01	61,000.0	22,570.0	22,910.0	22,515.0	22,825.0	3,393,323	22,535.0	22,880.0	22,505.0	22,870.0	13,528,386	107.25
2020-07-13	22,591.81	22,784.74	22,561.47	22,784.74	71,200.0	22,720.0	22,885.0	22,535.0	22,645.0	2,121,284	22,690.0	22,850.0	22,505.0	22,605.0	12,917,821	107.27
2020-07-12						22,605.0	22,735.0	22,605.0	22,655.0	6,453	22,590.0	22,700.0	22,590.0	22,625.0	32,241	
2020-07-10	22,534.97	22,563.68	22,285.07	22,290.81	78,800.0	22,460.0	22,645.0	22,260.0	22,605.0	3,137,984	22,430.0	22,620.0	22,225.0	22,550.0	14,786,014	106.94
2020-07-09	22,442.30	22,679.08	22,434.38	22,529.29	65,200.0	22,635.0	22,700.0	22,305.0	22,495.0	3,658,489	22,600.0	22,665.0	22,265.0	22,445.0	15,621,361	107.22
2020-07-08	22,481.61	22,667.95	22,438.65	22,438.65	64,900.0	22,540.0	22,575.0	22,360.0	22,565.0	2,261,328	22,495.0	22,535.0	22,325.0	22,520.0	15,235,766	107.27
2020-07-07	22,649.90	22,742.28	22,540.44	22,614.69	62,700.0	22,610.0	22,610.0	22,440.0	22,495.0	2,208,756	22,570.0	22,580.0	22,405.0	22,455.0	11,812,573	107.56
2020-07-06	22,341.27	22,734.11	22,325.75	22,714.44	58,000.0	22,690.0	22,790.0	22,615.0	22,700.0	2,328,105	22,635.0	22,740.0	22,190.0	22,675.0	15,541,159	107.37
2020-07-05						22,270.0	22,325.0	22,235.0	22,295.0	3,052	22,220.0	22,285.0	22,190.0	22,250.0	15,967	
2020-07-02	22,182.68	22,267.51	22,072.11	22,145.96	73,600.0	22,160.0	22,470.0	22,105.0	22,325.0	2,510,463	22,115.0	22,420.0	22,060.0	22,290.0	15,346,563	107.53
2020-07-01	22,338.30	22,360.31	22,039.56	22,121.73	67,400.0	22,240.0	22,290.0	22,000.0	22,230.0	3,336,415	22,195.0	22,245.0	22,185.0	22,185.0	15,689,332	107.46
2020-06-30	22,335.10	22,448.30	22,273.38	22,288.14	74,200.0	22,385.0	22,450.0	22,200.0	22,300.0	2,728,821	22,335.0	22,400.0	22,150.0	22,310.0	14,708,115	107.96
2020-06-29	22,255.05	22,281.38	21,969.59	21,995.04	73,700.0	22,070.0	22,465.0	21,985.0	22,440.0	2,948,835	22,015.0	22,415.0	21,930.0	22,385.0	19,323,273	107.58
2020-06-28						22,135.0	22,305.0	22,120.0	22,280.0	10,158	22,090.0	22,250.0	22,060.0	22,235.0	55,479	
2020-06-26	22,424.37	22,589.14	22,408.27	22,512.08	66,600.0	22,510.0	22,580.0	22,255.0	22,275.0	2,335,796	22,460.0	22,525.0	22,200.0	22,230.0	12,984,878	107.19
2020-06-25	22,287.87	22,423.41	22,165.14	22,259.79	80,800.0	22,305.0	22,545.0	22,065.0	22,495.0	4,441,281	22,240.0	22,490.0	22,010.0	22,425.0	19,905,727	107.18
2020-06-24	22,541.01	22,663.29	22,479.86													

過去5日及び過去4週の4本値と各種ピボット

2020/08/24 ~ 2020/08/28

USD/JPY table with columns: Demark, Pivot, Fibonacci Zone. Rows include daily data (2020/08/24 to 2020/08/28) and weekly summary (2020/08/03 ~ 2020/08/07).

EUR/JPY table with columns: Demark, Pivot, Fibonacci Zone. Rows include daily data (2020/08/24 to 2020/08/28) and weekly summary (2020/08/03 ~ 2020/08/07).

EUR/USD table with columns: Demark, Pivot, Fibonacci Zone. Rows include daily data (2020/08/24 to 2020/08/28) and weekly summary (2020/08/03 ~ 2020/08/07).

GBP/JPY table with columns: Demark, Pivot, Fibonacci Zone. Rows include daily data (2020/08/24 to 2020/08/28) and weekly summary (2020/08/03 ~ 2020/08/07).

GBP/USD table with columns: Demark, Pivot, Fibonacci Zone. Rows include daily data (2020/08/24 to 2020/08/28) and weekly summary (2020/08/03 ~ 2020/08/07).

IMM扱い8通貨/ダウ/日経/金/オイル/主要クロス円の過去5日及び過去5週の4本値

AUDUSD					CADUSD					CHFUSD				
Date	Open	High	Low	Close	Date	Open	High	Low	Close	Date	Open	High	Low	Close
2020/08/28	0.7261	0.7359	0.7255	0.7356	2020/08/28	0.7619	0.7664	0.7614	0.7634	2020/08/28	1.1003	1.1081	1.0989	1.1058
2020/08/27	0.7233	0.7290	0.7218	0.7261	2020/08/27	0.7606	0.7632	0.7595	0.7620	2020/08/27	1.1012	1.1067	1.0960	1.1003
2020/08/26	0.7195	0.7240	0.7188	0.7233	2020/08/26	0.7592	0.7615	0.7573	0.7605	2020/08/26	1.1021	1.1022	1.0964	1.1010
2020/08/25	0.7164	0.7198	0.7151	0.7195	2020/08/25	0.7564	0.7594	0.7553	0.7591	2020/08/25	1.0970	1.1022	1.0958	1.1021
2020/08/24	0.7163	0.7204	0.7153	0.7164	2020/08/24	0.7587	0.7613	0.7554	0.7564	2020/08/24	1.0967	1.1020	1.0955	1.0970

CNYUSD					EURUSD					GBPUSD				
Date	Open	High	Low	Close	Date	Open	High	Low	Close	Date	Open	High	Low	Close
2020/08/28	0.1453	0.1458	0.1452	0.1458	2020/08/28	1.1820	1.1920	1.1811	1.1899	2020/08/28	1.3208	1.3357	1.3186	1.3348
2020/08/27	0.1454	0.1456	0.1452	0.1454	2020/08/27	1.1831	1.1900	1.1764	1.1820	2020/08/27	1.3210	1.3284	1.3162	1.3210
2020/08/26	0.1448	0.1453	0.1448	0.1453	2020/08/26	1.1834	1.1839	1.1773	1.1831	2020/08/26	1.3148	1.3219	1.3117	1.3209
2020/08/25	0.1447	0.1449	0.1447	0.1448	2020/08/25	1.1790	1.1843	1.1784	1.1834	2020/08/25	1.3066	1.3170	1.3059	1.3148
2020/08/24	0.1446	0.1448	0.1446	0.1448	2020/08/24	1.1795	1.1849	1.1784	1.1790	2020/08/24	1.3089	1.3149	1.3054	1.3066

JPYUSD					MXNUSD					NZDUSD				
Date	Open	High	Low	Close	Date	Open	High	Low	Close	Date	Open	High	Low	Close
2020/08/28	0.9385	0.9505	0.9351	0.9490	2020/08/28	4.5142	4.5972	4.5126	4.5936	2020/08/28	0.6644	0.6744	0.6637	0.6735
2020/08/27	0.9433	0.9469	0.9372	0.9386	2020/08/27	4.5572	4.5781	4.5001	4.5142	2020/08/27	0.6617	0.6675	0.6601	0.6644
2020/08/26	0.9399	0.9438	0.9385	0.9433	2020/08/26	4.5643	4.5696	4.5497	4.5572	2020/08/26	0.6547	0.6623	0.6544	0.6616
2020/08/25	0.9436	0.9445	0.9383	0.9399	2020/08/25	4.5446	4.5705	4.5407	4.5643	2020/08/25	0.6534	0.6558	0.6515	0.6547
2020/08/24	0.9455	0.9462	0.9434	0.9436	2020/08/24	4.5502	4.5695	4.5369	4.5446	2020/08/24	0.6540	0.6565	0.6522	0.6534

Nikkei 225 - Japan (NIX)						
Date	Open	High	Low	Close	(ドル建て終値)	出来高
2020/08/28	23232.30	23375.36	22610.59	22882.65	217.15	0 1662270300
2020/08/27	23311.04	23323.07	23177.85	23208.86	217.83	526749800 921586100
2020/08/26	23257.05	23348.80	23203.24	23290.86	219.70	477898200 857572400
2020/08/25	23242.74	23429.39	23225.39	23296.77	218.96	752691600 1207493500
2020/08/24	22913.20	23012.71	22862.54	22985.51	216.88	405885300 774891000
週4本値	22913.20	23429.39	22610.59	22882.65	217.15	(N225銘柄計)【東証一部全体計】

XAUUSD				
Date	Open	High	Low	Close
2020/08/28	1929.87	1973.64	1923.49	1963.49
2020/08/27	1955.57	1976.15	1910.76	1925.41
2020/08/26	1931.33	1954.81	1902.87	1954.20
2020/08/25	1928.58	1937.42	1914.39	1928.46
2020/08/24	1941.74	1961.67	1923.77	1928.85
週4本値	1941.74	1976.15	1902.87	1963.49

Dow Jones Industrial - USA (DJIA)					出来高
Date	Open	High	Low	Close	
2020/08/28	28601.29	28733.35	28487.98	28653.87	369740000
2020/08/27	28384.07	28634.22	28363.93	28492.27	404340000
2020/08/26	28257.88	28353.80	28153.91	28331.92	327070000
2020/08/25	28347.42	28400.74	28094.57	28248.44	338420000
2020/08/24	28077.58	28314.94	28041.75	28308.46	383880000
週4本値	28077.58	28733.35	28041.75	28653.87	

Historical Data by

 Arrangement by


Crude Light Oil					出来高
Date	Open	High	Low	Close	
2020/08/28	42.98	43.42	42.69	42.97	558071
2020/08/27	43.45	43.50	42.36	43.04	628208
2020/08/26	43.39	43.78	43.00	43.39	577845
2020/08/25	42.36	43.57	42.31	43.35	773324
2020/08/24	42.48	42.89	42.23	42.62	565374
週4本値	42.48	43.78	42.23	42.97	

USDJPY					EURJPY					GBPJPY				
日付	始値	高値	安値	終値	日付	始値	高値	安値	終値	日付	始値	高値	安値	終値
2020/08/28	106.55	106.95	105.20	105.38	2020/08/28	125.94	126.76	125.21	125.38	2020/08/28	140.73	141.62	140.03	140.66
2020/08/27	106.01	106.70	105.61	106.55	2020/08/27	125.42	126.09	125.14	125.94	2020/08/27	140.03	140.86	139.70	140.75
2020/08/26	106.40	106.56	105.96	106.01	2020/08/26	125.91	126.14	125.27	125.42	2020/08/26	139.90	140.30	139.64	140.03
2020/08/25	105.98	106.58	105.88	106.40	2020/08/25	124.96	126.03	124.94	125.91	2020/08/25	138.47	140.03	138.45	139.90
2020/08/24	105.76	106.00	105.69	105.98	2020/08/24	124.75	125.34	124.70	124.96	2020/08/24	138.43	139.01	138.30	138.48

USDJPY Weekly					EURJPY Weekly					GBPJPY Weekly				
日付	始値	高値	安値	終値	日付	始値	高値	安値	終値	日付	始値	高値	安値	終値
2020/08/28	105.76	106.95	105.20	105.38	2020/08/28	124.75	126.76	124.70	125.38	2020/08/28	138.43	141.62	138.30	140.66
2020/08/21	106.62	106.66	105.10	105.82	2020/08/21	126.28	126.46	124.45	124.82	2020/08/21	139.70	139.96	138.26	138.51
2020/08/14	105.93	107.05	105.71	106.59	2020/08/14	124.84	126.75	124.32	126.18	2020/08/14	138.30	140.20	138.11	139.49
2020/08/07	105.83	106.47	105.30	105.95	2020/08/07	124.63	125.59	124.01	124.89	2020/08/07	138.44	139.23	137.76	138.38
2020/07/31	106.05	106.06	104.19	105.83	2020/07/31	123.49	125.21	123.02	124.70	2020/07/31	135.66	139.20	135.15	138.56

先週のIMM取り扱い対ドル8通貨チャート

* 赤点線は週最高値/青天線は週最低安値、BB中心線はSMA21

2020/08/24 ~ 2020/08/28

Chart by OANDA Japan MetaTrader4

