

JAPANESE YEN - CHICAGO MERCANTILE EXCHANGE

Code-097741

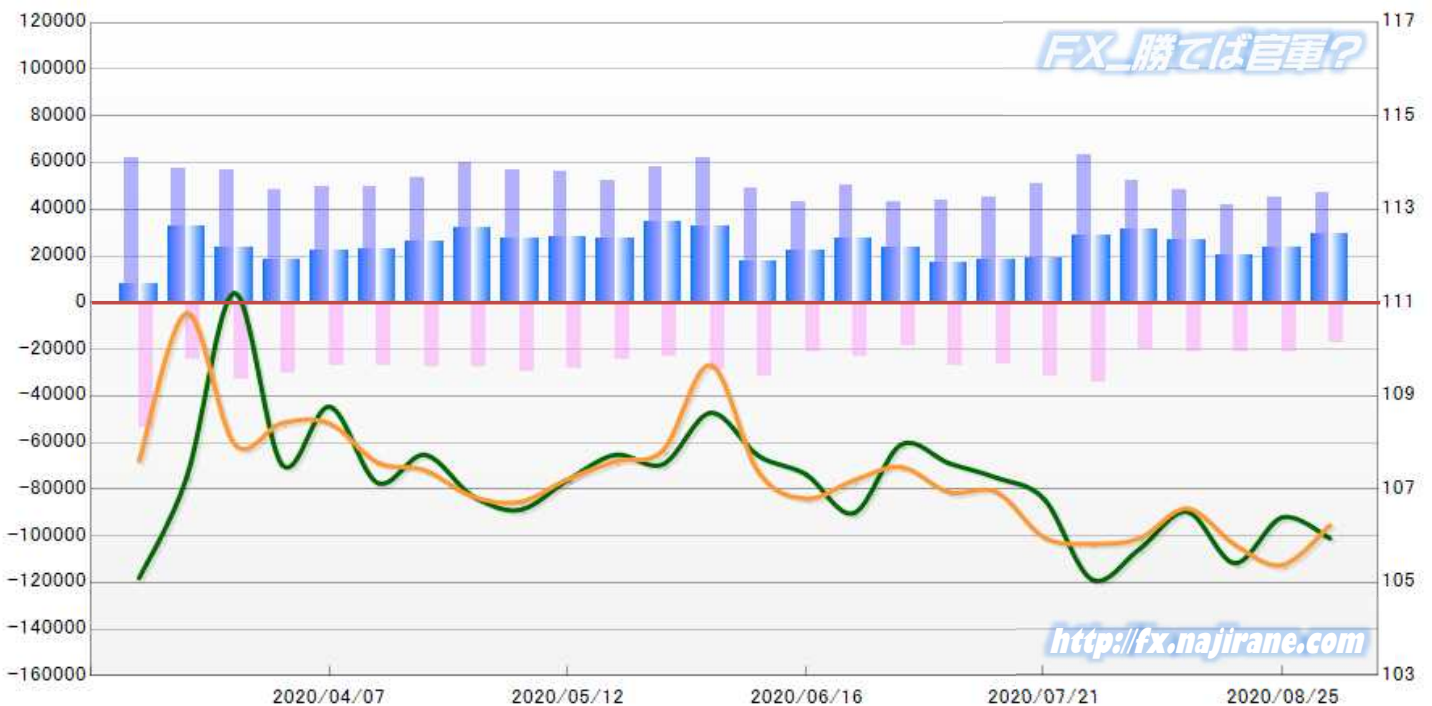
2020/03/10 ~ 2020/09/01

2020/09/04 NYクローズ時公表値

Report_Date	Non Commercial Positions												火曜日 引け値	金曜日 引け値
	Long	増減	増減(%)	Short	増減	増減(%)	売り越し	増減	増減(%)	売買計	増減	増減(%)		
2020/09/01	46654	1676	3.7%	17050	-4312	-20.2%	-29604	5988	25.4%	63704	-2636	-4.0%	105.95	106.23
2020/08/25	44978	3261	7.8%	21362	229	1.1%	-23616	3032	14.7%	66340	3490	5.6%	106.40	105.38
2020/08/18	41717	-6441	-13.4%	21133	-9	0.0%	-20584	-6432	-23.8%	62850	-6450	-9.3%	105.42	105.82
2020/08/11	48158	-3915	-7.5%	21142	498	2.4%	-27016	-4413	-14.0%	69300	-3417	-4.7%	106.52	106.59
2020/08/04	52073	-10851	-17.2%	20644	-13773	-40.0%	-31429	2922	10.3%	72717	-24624	-25.3%	105.72	105.95
2020/07/28	62924	12070	23.7%	34417	2870	9.1%	-28507	9200	47.7%	97341	14940	18.1%	105.07	105.83
2020/07/21	50854	5743	12.7%	31547	4762	17.8%	-19307	981	5.4%	82401	10505	14.6%	106.79	105.97
2020/07/14	45111	1068	2.4%	26785	-446	-1.6%	-18326	1514	9.0%	71896	622	0.9%	107.25	106.94
2020/07/07	44043	1288	3.0%	27231	8337	44.1%	-16812	-7049	-29.5%	71274	9625	15.6%	107.56	106.94
2020/06/30	42755	-7735	-15.3%	18894	-4138	-18.0%	-23861	-3597	-13.1%	61649	-11873	-16.1%	107.96	107.48
2020/06/23	50490	7364	17.1%	23032	2016	9.6%	-27458	5348	24.2%	73522	9380	14.6%	106.49	107.19
2020/06/16	43126	-5736	-11.7%	21016	-10384	-33.1%	-22110	4648	26.6%	64142	-16120	-20.1%	107.32	106.80
2020/06/09	48862	-13096	-21.1%	31400	2021	6.9%	-17462	-15117	-46.4%	80262	-11075	-12.1%	107.72	107.37
2020/06/02	61958	4085	7.1%	29379	6113	26.3%	-32579	-2028	-5.9%	91337	10198	12.6%	108.64	109.66
2020/05/26	57873	5835	11.2%	23266	-1302	-5.3%	-34607	7137	26.0%	81139	4533	5.9%	107.54	107.84
2020/05/19	52038	-4269	-7.6%	24568	-3802	-13.4%	-27470	-467	-1.7%	76606	-8071	-9.5%	107.74	107.60
2020/05/12	56307	-327	-0.6%	28370	-1050	-3.6%	-27937	723	2.7%	84677	-1377	-1.6%	107.20	107.22
2020/05/05	56634	-3328	-5.6%	29420	1784	6.5%	-27214	-5112	-15.8%	86054	-1544	-1.8%	106.56	106.73
2020/04/28	59962	6232	11.6%	27636	-68	-0.2%	-32326	6300	24.2%	87598	6164	7.6%	106.86	106.85
2020/04/21	53730	3867	7.8%	27704	484	1.8%	-26026	3383	14.9%	81434	4351	5.6%	107.74	107.41
2020/04/14	49863	614	1.2%	27220	381	1.4%	-22643	233	1.0%	77083	995	1.3%	107.14	107.58
2020/04/07	49249	805	1.7%	26839	-3323	-11.0%	-22410	4128	22.6%	76088	-2518	-3.2%	108.77	108.41
2020/03/31	48444	-8084	-14.3%	30162	-2503	-7.7%	-18282	-5581	-23.4%	78606	-10587	-11.9%	107.53	108.42
2020/03/24	56528	-758	-1.3%	32665	8314	34.1%	-23863	-9072	-27.5%	89193	7556	9.3%	111.20	107.97
2020/03/17	57286	-4446	-7.2%	24351	-29224	-54.5%	-32935	24778	303.8%	81637	-33670	-29.2%	107.26	110.77
2020/03/10	61732			53575			-8157			115307			105.10	107.61

JAPANESE YEN - CHICAGO MERCANTILE EXCHANGE
FUTURES ONLY POSITIONS

— 金曜終値 — 火曜終値 — Short枚数 — Long枚数 ■ 売り越し or 買い越し枚数



EURO FX - CHICAGO MERCANTILE EXCHANGE

Code-099741

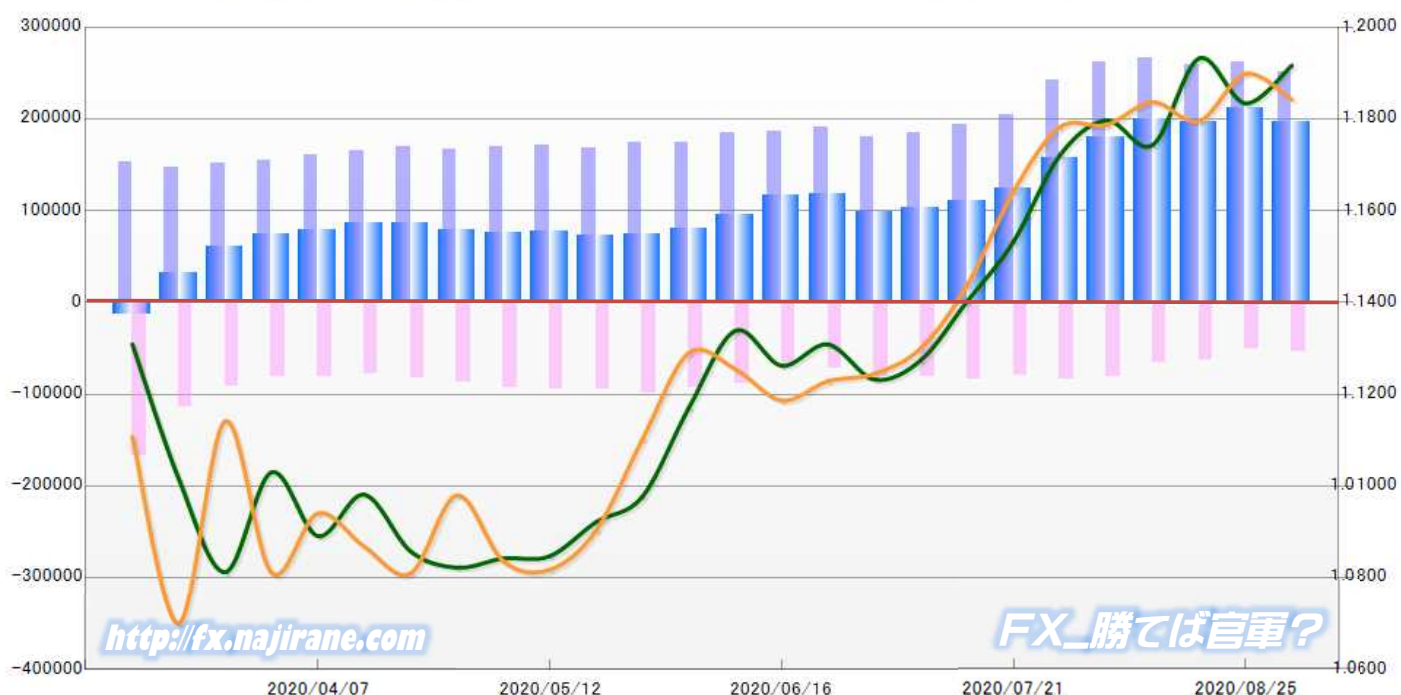
2020/03/10 ~ 2020/09/01

2020/09/04 NYクローズ時公表値

Report_Date	Non Commercial Positions											火曜日 引け値	金曜日 引け値	
	Long	増減		Short	増減		売り越し	増減		売買計	増減			
2020/09/01	250867	-11194	-4.3%	54120	3811	7.6%	-196747	-15005	-7.1%	304987	-7383	-2.4%	1.1917	1.1842
2020/08/25	262061	2817	1.1%	50309	-11992	-19.2%	-211752	14809	7.5%	312370	-9175	-2.9%	1.1834	1.1899
2020/08/18	259244	-6834	-2.6%	62301	-4026	-6.1%	-196943	-2808	-1.4%	321545	-10860	-3.3%	1.1932	1.1795
2020/08/11	266078	3969	1.5%	66327	-15134	-18.6%	-199751	19103	10.6%	332405	-11165	-3.2%	1.1743	1.1837
2020/08/04	262109	19982	8.3%	81461	-3107	-3.7%	-180648	23089	14.7%	343570	16875	5.2%	1.1797	1.1787
2020/07/28	242127	37942	18.6%	84568	5430	6.9%	-157559	32512	26.0%	326695	43372	15.3%	1.1721	1.1782
2020/07/21	204185	9933	5.1%	79138	-4202	-5.0%	-125047	14135	12.7%	283323	5731	2.1%	1.1533	1.1642
2020/07/14	194252	9093	4.9%	83340	1778	2.2%	-110912	7315	7.1%	277592	10871	4.1%	1.1402	1.1437
2020/07/07	185159	4772	2.6%	81562	130	0.2%	-103597	4642	4.7%	266721	4902	1.9%	1.1274	1.1300
2020/06/30	180387	-10429	-5.5%	81432	9064	12.5%	-98955	-19493	-16.5%	261819	-1365	-0.5%	1.1232	1.1245
2020/06/23	190816	3696	2.0%	72368	2380	3.4%	-118448	1316	1.1%	263184	6076	2.4%	1.1309	1.1228
2020/06/16	187120	2451	1.3%	69988	-19032	-21.4%	-117132	21483	22.5%	257108	-16581	-6.1%	1.1262	1.1187
2020/06/09	184669	10257	5.9%	89020	-4152	-4.5%	-95649	14409	17.7%	273689	6105	2.3%	1.1338	1.1255
2020/06/02	174412	-622	-0.4%	93172	-6640	-6.7%	-81240	6018	8.0%	267584	-7262	-2.6%	1.1170	1.1290
2020/05/26	175034	7278	4.3%	99812	4618	4.9%	-75222	2660	3.7%	274846	11896	4.5%	1.0977	1.1102
2020/05/19	167756	-4224	-2.5%	95194	1354	1.4%	-72562	-5578	-7.1%	262950	-2870	-1.1%	1.0921	1.0903
2020/05/12	171980	2708	1.6%	93840	867	0.9%	-78140	1841	2.4%	265820	3575	1.4%	1.0847	1.0818
2020/05/05	169272	2008	1.2%	92973	5390	6.2%	-76299	-3382	-4.2%	262245	7398	2.9%	1.0842	1.0836
2020/04/28	167264	-3114	-1.8%	87583	4423	5.3%	-79681	-7537	-8.6%	254847	1309	0.5%	1.0822	1.0980
2020/04/21	170378	5300	3.2%	83160	4699	6.0%	-87218	601	0.7%	253538	9999	4.1%	1.0858	1.0810
2020/04/14	165078	3893	2.4%	78461	-3100	-3.8%	-86617	6993	8.8%	243539	793	0.3%	1.0981	1.0868
2020/04/07	161185	6138	4.0%	81561	761	0.9%	-79624	5377	7.2%	242746	6899	2.9%	1.0891	1.0940
2020/03/31	155047	2687	1.8%	80800	-10270	-11.3%	-74247	12957	21.1%	235847	-7583	-3.1%	1.1030	1.0811
2020/03/24	152360	5227	3.6%	91070	-23568	-20.6%	-61290	28795	88.6%	243430	-18341	-7.0%	1.0812	1.1141
2020/03/17	147133	-6687	-4.3%	114638	-51849	-31.1%	-32495	-45162	-356.5%	261771	-58536	####	1.1016	1.0699
2020/03/10	153820			166487			12667			320307			1.1309	1.1107

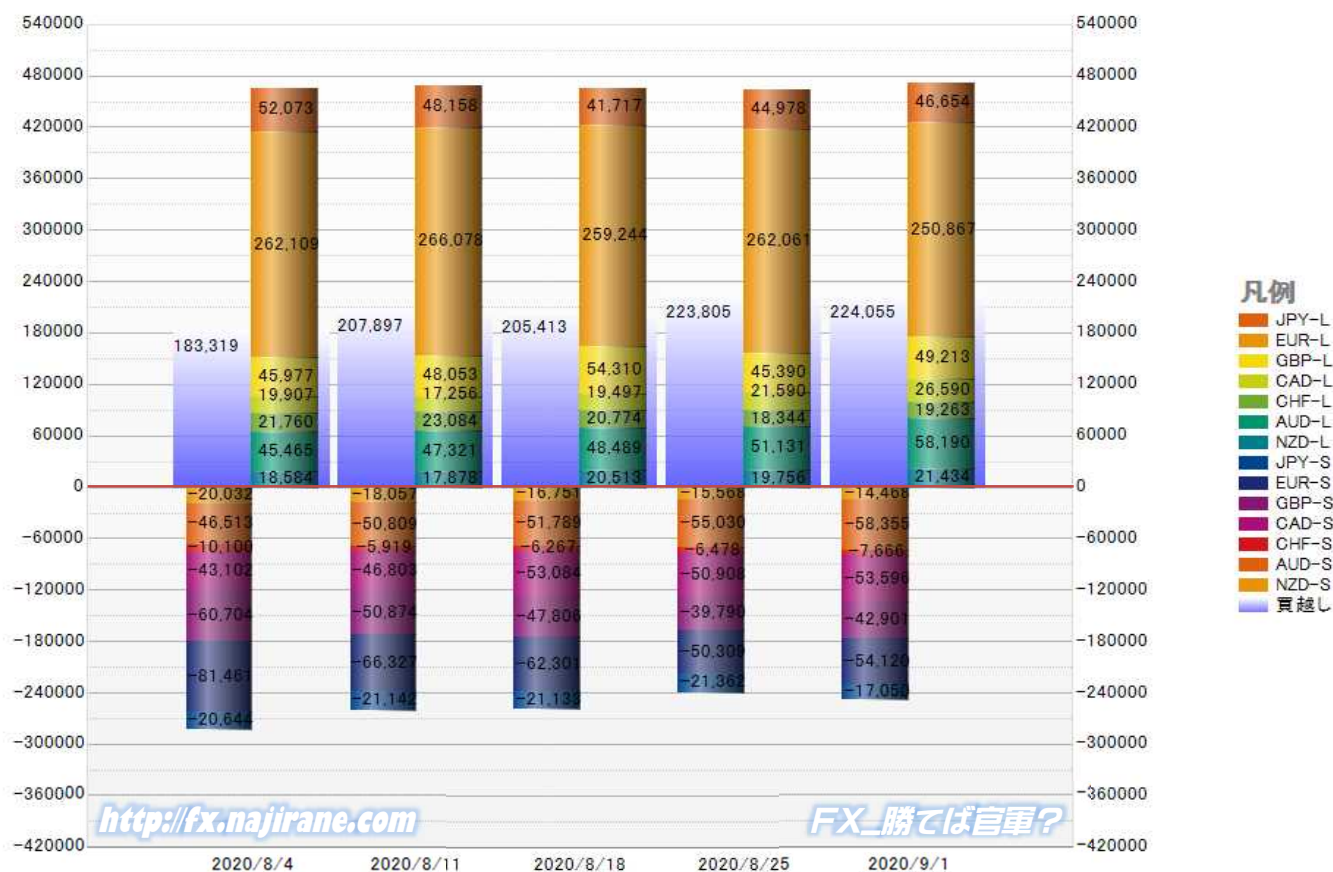
EURO FX - CHICAGO MERCANTILE EXCHANGE
FUTURES ONLY POSITIONS

— 金曜締め最終値 — 火曜締め最終値 — Short枚数 — Long枚数 ■ 売り越し or 買い越し枚数



	2020/08/04			2020/08/11			2020/08/18			2020/08/25			2020/09/01		
	Long	Short	売り越し	Long	Short	売り越し	Long	Short	売り越し	Long	Short	売り越し	Long	Short	売り越し
JPY	52073	20644	-31429	48158	21142	-27016	41717	21133	-20584	44978	21362	-23616	46654	17050	-29604
	前週比 枚数増減 (枚)			-3915	498	-4413	-6441	-9	-6432	3261	229	3032	1676	-4312	5988
	前週比 枚数増減 (%)			-7.5%	2.4%	-14.0%	-13.4%	0.0%	-23.8%	7.8%	1.1%	14.7%	3.7%	-20.2%	25.4%
EUR	262109	81461	-180648	266078	66327	-199751	259244	62301	-196943	262061	50309	-211752	250867	54120	-196747
	前週比 枚数増減 (枚)			3969	-15134	19103	-6834	-4026	-2808	2817	-11992	14809	-11194	3811	-15005
	前週比 枚数増減 (%)			1.5%	-18.6%	10.6%	-2.6%	-6.1%	-1.4%	1.1%	-19.2%	7.5%	-4.3%	7.6%	-7.1%
GBP	45977	60704	14727	48053	50874	2821	54310	47806	-6504	45390	39790	-5600	49213	42901	-6312
	前週比 枚数増減 (枚)			2076	-9830	-11906	6257	-3068	9325	-8920	-8016	-904	3823	3111	712
	前週比 枚数増減 (%)			4.5%	-16.2%	-80.8%	13.0%	-6.0%	330.6%	-16.4%	-16.8%	-13.9%	8.4%	7.8%	12.7%
AUD	45465	46513	1048	47321	50809	3488	48489	51789	3300	51131	55030	3899	58190	58355	165
	前週比 枚数増減 (枚)			1856	4296	2440	1168	980	-188	2642	3241	599	7059	3325	-3734
	前週比 枚数増減 (%)			4.1%	9.2%	232.8%	2.5%	1.9%	-5.4%	5.4%	6.3%	18.2%	13.8%	6.0%	-95.8%
CAD	19907	43102	23195	17256	46803	29547	19497	53084	33587	21590	50908	29318	26590	53596	27006
	前週比 枚数増減 (枚)			-2651	3701	6352	2241	6281	4040	2093	-2176	-4269	5000	2688	-2312
	前週比 枚数増減 (%)			-13.3%	8.6%	27.4%	13.0%	13.4%	13.7%	10.7%	-4.1%	-12.7%	23.2%	5.3%	-7.9%
CHF	21760	10100	-11660	23084	5919	-17165	20774	6267	-14507	18344	6478	-11866	19263	7666	-11597
	前週比 枚数増減 (枚)			1324	-4181	5505	-2310	348	-2658	-2430	211	-2641	919	1188	-269
	前週比 枚数増減 (%)			6.1%	-41.4%	47.2%	-10.0%	5.9%	-15.5%	-11.7%	3.4%	-18.2%	5.0%	18.3%	-2.3%
NZD	18584	20032	1448	17878	18057	179	20513	16751	-3762	19756	15568	-4188	21434	14468	-6966
	前週比 枚数増減 (枚)			-706	-1975	-1269	2635	-1306	3941	-757	-1183	426	1678	-1100	2778
	前週比 枚数増減 (%)			-3.8%	-9.9%	-87.6%	14.7%	-7.2%	2201.7%	-3.7%	-7.1%	11.3%	8.5%	-7.1%	66.3%
MXN	42692	39693	-2999	44240	37733	-6507	42450	38112	-4338	42397	38535	-3862	45309	39340	-5969
	前週比 枚数増減 (枚)			1548	-1960	3508	-1790	379	-2169	-53	423	-476	2912	805	2107
	前週比 枚数増減 (%)			3.6%	-4.9%	117.0%	-4.0%	1.0%	-33.3%	-0.1%	1.1%	-11.0%	6.9%	2.1%	54.6%
Total All 8	508567	322249	-186318	512068	297664	-214404	506994	297243	-209751	505647	277980	-227667	517520	287496	-230024
	前週比 枚数増減 (枚)			3501	-24585	28086	-5074	-421	-4653	-1347	-19263	17916	11873	9516	2357
	前週比 枚数増減 (%)			0.7%	-7.6%	15.1%	-1.0%	-0.1%	-2.2%	-0.3%	-6.5%	8.5%	2.3%	3.4%	1.0%
Total 7 (MXN除)	465875	282556	-183319	467828	259931	-207897	464544	259131	-205413	463250	239445	-223805	472211	248156	-224055
	前週比 枚数増減 (枚)			1953	-22625	24578	-3284	-800	-2484	-1294	-19686	18392	8961	8711	250
	前週比 枚数増減 (%)			0.4%	-8.0%	13.4%	-0.7%	-0.3%	-1.2%	-0.3%	-7.6%	9.0%	1.9%	3.6%	0.1%

直近5週 CFTC IMM主要7通貨の構成



<http://fx.najirane.com>

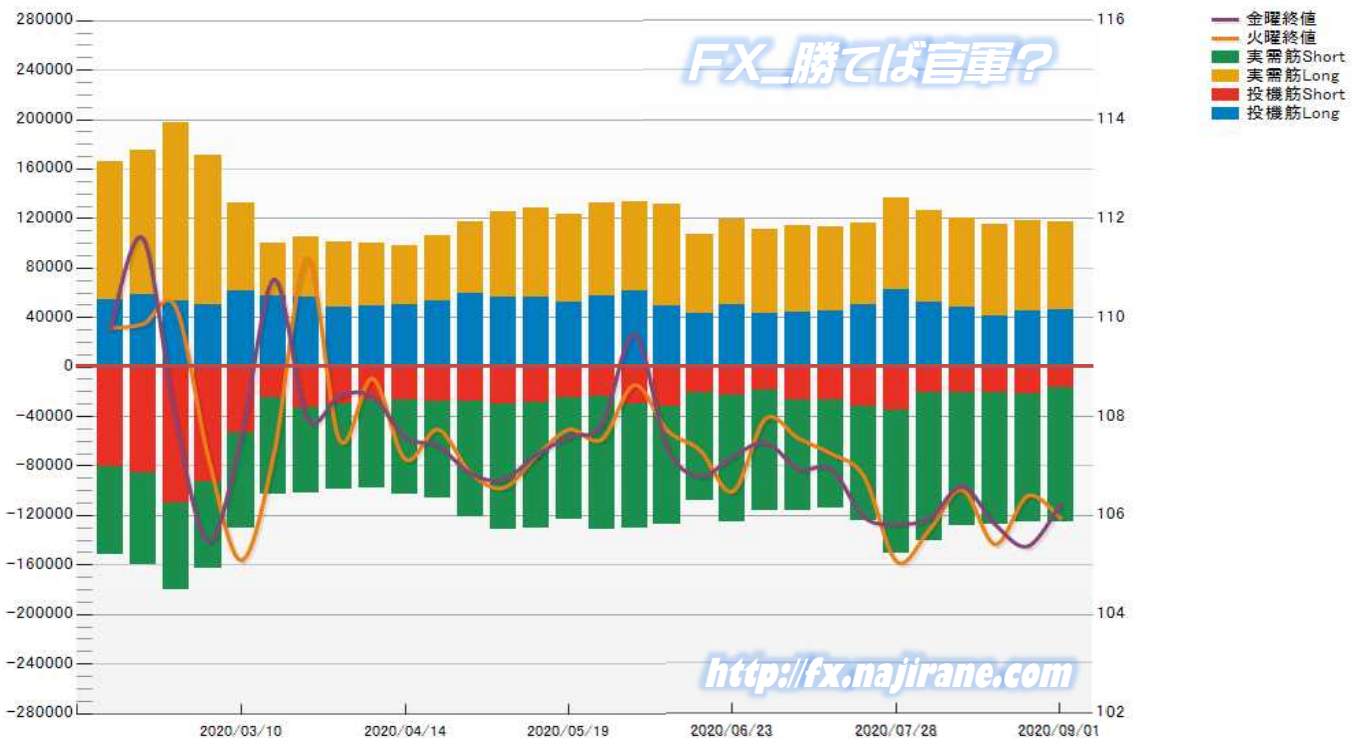
FXに勝てば官軍?

JAPANESE YEN - CHICAGO MERCANTILE EXCHANGE
FUTURES ONLY POSITIONS

Code-097741
2020/09/04 公表値

Date	投機筋集計				実需筋集計				投機筋+実需筋合計				ドル円終値	
	円買い	円売り	売り越し	売買計	円買い	円売り	売り越し	売買計	円買い	円売り	売り越し	売買計	火曜締め	金曜締め
2020/09/01	46654	17050	-29604	63704	70342	108353	38011	178695	116996	125403	8407	242399	105.95	106.23
2020/08/25	44978	21362	-23616	66340	73477	103640	30163	177117	118455	125002	6547	243457	106.40	105.38
2020/08/18	41717	21133	-20584	62850	73149	105667	32518	178816	114866	126800	11934	241666	105.42	105.82
2020/08/11	48158	21142	-27016	69300	72712	107449	34737	180161	120870	128591	7721	249461	106.52	106.59
2020/08/04	52073	20644	-31429	72717	74165	120290	46125	194455	126238	140934	14696	267172	105.72	105.95
2020/07/28	62924	34417	-28507	97341	73649	115708	42059	189357	136573	150125	13552	286698	105.07	105.83
2020/07/21	50854	31547	-19307	82401	65447	92194	26747	157641	116301	123741	7440	240042	106.79	105.97
2020/07/14	45111	26785	-18326	71896	67691	87431	19740	155122	112802	114216	1414	227018	107.25	106.94
2020/07/07	44043	27231	-16812	71274	70580	88421	17841	159001	114623	115652	1029	230275	107.56	106.94
2020/06/30	42755	18894	-23861	61649	68918	97342	28424	166260	111673	116236	4563	227909	107.96	107.48
2020/06/23	50490	23032	-27458	73522	68487	102372	33885	170859	118977	125404	6427	244381	106.49	107.19
2020/06/16	43126	21016	-22110	64142	64304	86449	22145	150753	107430	107465	35	214895	107.32	106.80
2020/06/09	48862	31400	-17462	80262	82366	95668	13302	178034	131228	127068	-4160	258296	107.72	107.37
2020/06/02	61958	29379	-32579	91337	72106	100594	28488	172700	134064	129973	-4091	264037	108.64	109.66
2020/05/26	57873	23266	-34607	81139	74238	108460	34222	182698	132111	131726	-385	263837	107.54	107.84
2020/05/19	52038	24568	-27470	76606	71027	98736	27709	169763	123065	123304	239	246369	107.74	107.60
2020/05/12	56307	28370	-27937	84677	72360	101599	29239	173959	128667	129969	1302	258636	107.20	107.22
2020/05/05	56634	29420	-27214	86054	68783	101620	32837	170403	125417	131040	5623	256457	106.56	106.73
2020/04/28	59962	27636	-32326	87598	56947	93684	36737	150631	116909	121320	4411	238229	106.86	106.85
2020/04/21	53730	27704	-26026	81434	52383	78188	25805	130571	106113	105892	-221	212005	107.74	107.41
2020/04/14	49863	27220	-22643	77083	48656	75435	26779	124091	98519	102655	4136	201174	107.14	107.58
2020/04/07	49249	26839	-22410	76088	51300	70904	19604	122204	100549	97743	-2806	198292	108.77	108.41
2020/03/31	48444	30162	-18282	78606	53154	68221	15067	121375	101598	98383	-3215	199981	107.53	108.42
2020/03/24	56528	32665	-23863	89193	48777	69252	20475	118029	105305	101917	-3388	207222	111.20	107.97
2020/03/17	57286	24351	-32935	81637	42873	78049	35176	120922	100159	102400	2241	202559	107.26	110.77
2020/03/10	61732	53575	-8157	115307	70545	76931	6386	147476	132277	130506	-1771	262783	105.10	107.61
2020/03/03	50598	92922	42324	143520	120130	70043	-50087	190173	170728	162965	-7763	333693	107.16	105.48
2020/02/25	53855	110244	56389	164099	144064	69816	-74248	213880	197919	180060	-17859	377979	110.21	107.91
2020/02/18	58605	85826	27221	144431	116686	73909	-42777	190595	175291	159735	-15556	335026	109.87	111.60
2020/02/11	54805	80993	26188	135798	111167	70770	-40397	181937	165972	151763	-14209	317735	109.79	109.78

JAPANESE YEN - CHICAGO MERCANTILE EXCHANGE
FUTURES ONLY POSITIONS Code-097741

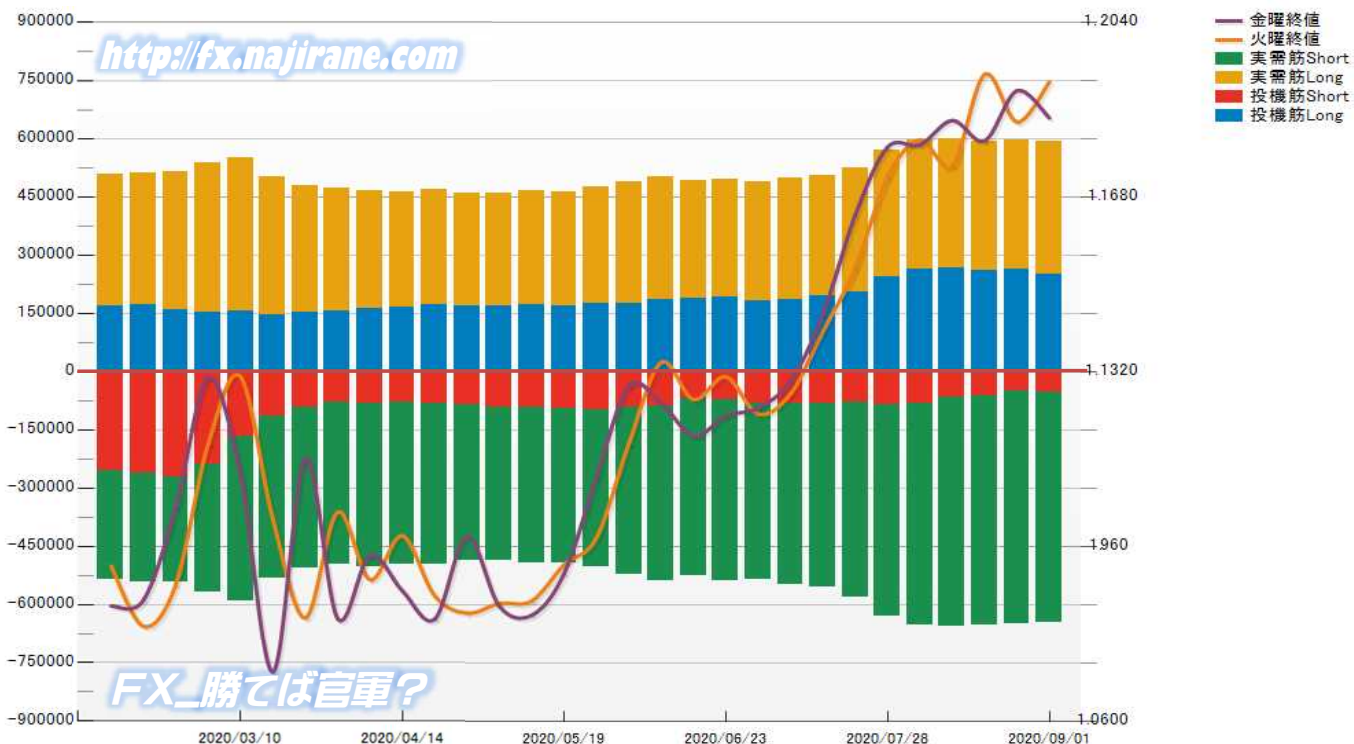


EURO FX - CHICAGO MERCANTILE EXCHANGE
FUTURES ONLY POSITIONS

Code-099741
2020/09/04 公表値

Date	投機筋集計				実需筋集計				投機筋+実需筋合計				ユーロドル終値	
	EUR買い	EUR売り	売り越し	売買計	EUR買い	EUR売り	売り越し	売買計	EUR買い	EUR売り	売り越し	売買計	火曜締め	金曜締め
2020/09/01	250867	54120	-196747	304987	340434	592019	251585	932453	591301	646139	54838	1237440	1.1917	1.1842
2020/08/25	262061	50309	-211752	312370	332664	600646	267982	933310	594725	650955	56230	1245680	1.1834	1.1899
2020/08/18	259244	62301	-196943	321545	332209	591573	259364	923782	591453	653874	62421	1245327	1.1932	1.1795
2020/08/11	266078	66327	-199751	332405	332842	589103	256261	921945	598920	655430	56510	1254350	1.1743	1.1837
2020/08/04	262109	81461	-180648	343570	332310	573668	241358	905978	594419	655129	60710	1249548	1.1797	1.1787
2020/07/28	242127	84568	-157559	326695	328605	546114	217509	874719	570732	630682	59950	1201414	1.1721	1.1782
2020/07/21	204185	79138	-125047	283323	320979	501647	180668	822626	525164	580785	55621	1105949	1.1533	1.1642
2020/07/14	194252	83340	-110912	277592	309455	471519	162064	780974	503707	554859	51152	1058566	1.1402	1.1437
2020/07/07	185159	81562	-103597	266721	311843	466973	155130	778816	497002	548535	51533	1045537	1.1274	1.1300
2020/06/30	180387	81432	-98955	261819	306839	453967	147128	760806	487226	535399	48173	1022625	1.1232	1.1245
2020/06/23	190816	72368	-118448	263184	305405	467945	162540	773350	496221	540313	44092	1036534	1.1309	1.1228
2020/06/16	187120	69988	-117132	257108	302800	457835	155035	760635	489920	527823	37903	1017743	1.1262	1.1187
2020/06/09	184669	89020	-95649	273689	316909	450627	133718	767536	501578	539647	38069	1041225	1.1338	1.1255
2020/06/02	174412	93172	-81240	267584	312787	429985	117198	742772	487199	523157	35958	1010356	1.1170	1.1290
2020/05/26	175034	99812	-75222	274846	298419	404675	106256	703094	473453	504487	31034	977940	1.0977	1.1102
2020/05/19	167756	95194	-72562	262950	295367	397961	102594	693328	463123	493155	30032	956278	1.0921	1.0903
2020/05/12	171980	93840	-78140	265820	294370	400827	106457	695197	466350	494667	28317	961017	1.0847	1.0818
2020/05/05	169272	92973	-76299	262245	290624	393234	102610	683858	459896	486207	26311	946103	1.0842	1.0836
2020/04/28	167264	87583	-79681	254847	291497	399179	107682	690676	458761	486762	28001	945523	1.0822	1.0980
2020/04/21	170378	83160	-87218	253538	297719	413092	115373	710811	468097	496252	28155	964349	1.0858	1.0810
2020/04/14	165078	78461	-86617	243539	296805	417530	120725	714335	461883	495991	34108	957874	1.0981	1.0868
2020/04/07	161185	81561	-79624	242746	304521	422120	117599	726641	465706	503681	37975	969387	1.0891	1.0940
2020/03/31	155047	80800	-74247	235847	315522	415776	100254	731298	470569	496576	26007	967145	1.1030	1.0811
2020/03/24	152360	91070	-61290	243430	326218	414867	88649	741085	478578	505937	27359	984515	1.0812	1.1141
2020/03/17	147133	114638	-32495	261771	352847	419664	66817	772511	499980	534302	34322	1034282	1.1016	1.0699
2020/03/10	153820	166487	12667	320307	397574	424702	27128	822276	551394	591189	39795	1142583	1.1309	1.1107
2020/03/03	151904	238607	86703	390511	385539	329833	-55706	715372	537443	568440	30997	1105883	1.1171	1.1307
2020/02/25	157587	271608	114021	429195	355329	270784	-84545	626113	512916	542392	29476	1055308	1.0881	1.1040
2020/02/18	170586	262093	91507	432679	340245	282010	-58235	622255	510831	544103	33272	1054934	1.0795	1.0849
2020/02/11	169475	255144	85669	424619	338132	281706	-56426	619838	507607	536850	29243	1044457	1.0919	1.0837

EURO FX - CHICAGO MERCANTILE EXCHANGE
FUTURES ONLY POSITIONS Code-099741



Bitcoin/USD 及び CME Futures (当月及び限月別)

※取引単位=5ビットコイン
(CME CFビットコイン参考基準レート=BRRを対象)

Bitcoin/USD					CME Futures		2020/08		2020/09		2020/10		2020/11		2020/12	
Date	Open	High	Low	Close	Volume	OpenInt	close	Volume	close	Volume	close	Volume	close	Volume	close	Volume
2020/6/1	9461	9690	9407	9653	4005	8764	9745	168	9760	15	9795		9805		9810	
2020/6/2	9653	10352	9355	9524	16101	8824	9675	300	9715	253	9730	12	9760		9765	
2020/6/3	9524	9625	9416	9588	3465	8869	9740	47	9775	14	9800	3	9825		9850	
2020/6/4	9588	9872	9470	9775	4652	9205	10000	79	10040	11	10055	18	10100		10125	
2020/6/5	9775	9852	9625	9728	4768	9403	9890	47	9935	2	9955		10000		10025	
2020/6/8	9709	9785	9662	9718	4137	9573	9885	111	9915	40	9935	1	9980		10005	
2020/6/9	9709	9881	9615	9823	4697	9565	9915	151	9980	50	9995	5	10040		10070	
2020/6/10	9823	9990	9709	9852	7694	10174	10025	109	10100	16	10115		10135		10160	
2020/6/11	9852	9970	9099	9346	12060	8873	9420	320	9465	99	9495		9515		9540	1
2020/6/12	9346	9551	9242	9425	4306	8741	9570	180	9620	101	9650	2	9670		9695	
2020/6/15	9337	9497	8913	9443	7090	8745	9550	235	9600	111	9620	1	9655	1	9690	
2020/6/16	9434	9579	9390	9506	3765	8784	9640	50	9695	63	9715		9740		9800	
2020/6/17	9506	9551	9251	9407	3579	8312	9440	35	9490	101	9525		9550		9675	1
2020/6/18	9407	9479	9276	9363	2345	8346	9525	42	9570	41	9610		9650		9750	
2020/6/19	9363	9416	9242	9302	3959	8463	9435	56	9475	29	9520		9560		9660	
2020/6/22	9328	9775	9285	9690	7300	9345	9705	209	9745	207	9790		9830		9895	
2020/6/23	9690	9718	9579	9653	6043	9330	9795	223	9840	297	9875		9915		9945	1
2020/6/24	9653	9662	9208	9268	11601	8187	9430	401	9460	325	9495	19	9535	1	9565	
2020/6/25	9268	9328	9017	9302	7808	7802	9405	477	9450	148	9490	2	9535	1	9565	
2020/6/26	9302	9311	9042	9166	4824	7374	9280	346	9315	273	9365	5	9410	5	9440	
2020/6/29	9124	9234	9025	9208	3054	7527	9255	188	9295	117	9330	7	9375		9415	
2020/6/30	9208	9234	9074	9166	3161	7675	9240	168	9285	137	9320	7	9350		9400	
2020/7/1	9166	9302	9099	9242	5500	8277	9365	528	9415	171	9435	7	9475		9535	5
2020/7/2	9242	9268	8961	9141	7137	8004	9115	411	9165	155	9210	9	9250		9335	5
2020/7/3	9149	9149	9058	9083	0	0	0	0	0	0	0	0	0		0	
2020/7/6	9042	9355	9042	9285	7422	8271	9405	404	9450	123	9475	4	9525		9550	1
2020/7/7	9285	9372	9208	9251	3178	8165	9350	85	9400	114	9430	4	9480		9505	
2020/7/8	9251	9470	9234	9434	5807	9041	9560	441	9600	193	9630	10	9680		9705	
2020/7/9	9434	9470	9174	9251	6353	8310	9320	320	9365	97	9410	4	9430		9485	1
2020/7/10	9251	9259	9132	9234	2415	8067	9330	99	9385	12	9425	8	9450		9505	
2020/7/13	9268	9337	9200	9251	3209	8283	9330	274	9380	86	9415	5	9445		9500	
2020/7/14	9251	9276	9124	9242	3266	8322	9370	287	9425	109	9460	1	9490		9530	
2020/7/15	9242	9276	9166	9225	2706	8314	9250	230	9295	144	9335	2	9365		9455	
2020/7/16	9225	9234	9042	9124	3770	8071	9195	366	9245	50	9285	1	9335		9355	9
2020/7/17	9124	9183	9083	9166	1895	7946	9250	135	9290	75	9335	10	9385		9405	1
2020/7/20	9174	9234	9141	9174	3090	8123	9255	585	9300	73	9335		9395		9415	
2020/7/21	9174	9434	9158	9381	6558	9230	9460	920	9510	223	9545	5	9585		9605	2
2020/7/22	9381	9399	9295	9380	3778	9472	9480	508	9530	143	9570	1	9610	2	9630	7
2020/7/23	9381	9668	9377	9619	8067	10217	9720	1118	9775	268	9820	21	9855		9880	7
2020/7/24	9619	9619	9478	9595	4061	10179	9690	825	9750	104	9800	9	9835		9860	13
2020/7/27	9889	11131	9889	11131	25493	13104	11065	7719	11145	1340	11210	244	11255	21	11315	12
2020/7/28	11126	11392	10605	11027	20939	13068	11215	4004	11315	1311	11425	308	11445	5	11495	18
2020/7/29	11025	11348	10860	11286	13188	13040	11425	3530	11530	494	11625	76	11655	1	11695	6
2020/7/30	11297	11314	10877	11094	11794	13306	11794	3917	11440	517	11540	4	11580	1	11620	15
2020/7/31	11097	11452	10984	11328	11291	13017	11610	9692	11700	1344	11750	161	11790	9	11830	85
2020/8/3	11137	11476	10956	11260	6308	13113	11620	5333	11695	787	11760	139	11815	44	11885	5
2020/8/4	11223	11414	11029	11246	7783	12703	11370	6915	11480	624	11525	208	11605	2	11695	34
2020/8/5	11241	11791	11105	11777	13013	13907	11850	11366	11930	1248	11975	373	12055	4	12155	22
2020/8/6	11780	11910	11561	11742	5979	14081	12040	4902	12120	764	12165	270	12250	12	12350	30
2020/8/7	11747	11908	11354	11508	11473	13064	11575	10007	11690	1316	11750	115	11820	16	11930	13
2020/8/10	11648	12072	11648	11839	11098	14139	12015	9860	12115	908	12175	114	12280	51	12455	162
2020/8/11	11839	11940	11142	11311	12114	13090	11435	10291	11550	1558	11610	195	11685	48	11850	22
2020/8/12	11303	11620	11194	11516	6975	13630	11665	6069	11770	604	11815	227	11890	52	12060	23
2020/8/13	11510	11733	11288	11698	6003	13564	11590	5062	11705	709	11750	175	11825	40	12010	17
2020/8/14	11698	11862	11665	11810	11353	14671	11935	9980	12040	938	12090	311	12195	64	12360	60
2020/8/17	11863	12474	11777	12334	10179	15406	12485	8883	12625	1010	12705	163	12765	33	12960	90
2020/8/18	12335	12413	11864	12074	12314	14454	12035	10621	12190	1310	12255	230	12350	104	12525	49
2020/8/19	12075	12087	11598	11712	11715	13180	11690	10164	11845	1046	11920	283	11980	119	12105	103
2020/8/20	11716	11889	11684	11831	5730	13306	11895	4860	12055	734	12105	87	12205	7	12295	42
2020/8/21	11833	11881	11614	11678	11384	12483	11695	9663	11860	1558	11930	112	12005	16	12120	35
2020/8/24	11671	11827	11598	11762	9700	12425	11770	7416	11940	2090	12000	171	12075	7	12155	16
2020/8/25	11759	11787	11135	11314	16250	11615	11310	12762	11440	2883	11495	407	11565	94	11635	104
2020/8/26	11313	11541	11261	11478	10169	11042	11480	6639	11630	2732	11675	458	11760	118	11805	222
2020/8/27	11477	11589	11140	11284	14200	10604	11270	9007	11340	4740	11410	383	11450	53	11550	17
2020/8/28	11289	11552	11271	11513	8472	9827	11449	1455	11630	7783	11705	361	11790	171	11855	155
2020/8/31	11608	11775	11586	11640	5315	10077	---	---	11835	4865	11940	368	12025	55	12090	22
2020/9/1	11638	12055	11551	12028	9575	10617	---	---	12075	8919	12180	511	12275	77	12385	59
2020/9/2	12027	12049	11221	11386	18355	9453	---	---	11460	17210	11560	747	11630	243	11710	124
2020/9/3	11388	11466	10515	10736	17045	8621	---	---	10720	15412	10795	934	10860	336	10940	329



Date	BTC(BitCoin)/JPY					ETH(Ethereum)/JPY					XRP(Ripple)/JPY				
	Open	High	Low	Close	Volume	Open	High	Low	Close	Volume	Open	High	Low	Close	Volume
2020/7/6	976152.50	1006560.38	974660.69	1006560.38	1920609.19	24496.74	25995.61	24440.29	25928.78	942942.81	19.0453	20.3071	18.9976	20.2447	152873.89
2020/7/7	1003735.31	1004661.06	991022.38	995313.75	1488800.63	25871.06	26046.68	25234.91	25718.55	692944.10	20.2447	20.2853	19.6857	19.8785	114786.15
2020/7/8	995393.63	1013891.88	99551.44	1011547.00	2113826.79	25727.63	26626.24	25656.23	26464.73	1061355.81	19.8814	22.0710	19.8246	21.9610	201515.76
2020/7/9	1011510.63	1011788.88	990315.19	994978.56	1930413.34	26473.13	26520.55	25728.23	26061.28	903945.03	21.9509	22.5531	21.3033	21.7602	194015.97
2020/7/10	994484.06	993016.44	974100.81	992090.13	1802675.01	26045.41	26042.49	25302.94	25766.12	778524.14	21.7529	21.7529	20.6599	21.2399	124219.07
2020/7/11	991951.56	993664.50	983609.00	987839.19	1416481.62	25772.51	25824.12	25482.38	25599.28	603272.09	21.2476	21.7700	21.2386	21.5090	106508.20
2020/7/12	987914.94	996292.50	983409.50	991797.00	1545174.27	25599.43	26011.18	25418.82	25887.51	705253.54	21.5111	21.7286	21.2057	21.4405	90903.99
2020/7/13	991872.31	998065.38	989029.75	991627.19	1879473.87	25892.88	26163.27	25549.67	25704.06	835446.61	21.4405	21.9964	21.0169	21.3025	128416.64
2020/7/14	991100.38	995947.38	984985.94	991321.94	1939595.50	25743.86	25961.92	25503.10	25762.35	789077.31	21.2939	21.4082	20.9708	21.3220	128407.12
2020/7/15	991180.75	994612.56	980993.31	982741.88	1693849.34	25755.08	25888.39	25358.86	25488.19	661657.78	21.3183	21.4071	21.0287	21.0717	114109.73
2020/7/16	982650.25	984871.81	973849.81	979751.06	1685873.01	25491.12	25546.18	24817.42	25066.16	625692.30	21.0621	21.1008	20.3777	20.8184	113275.98
2020/7/17	979706.44	984323.88	974379.19	979244.50	1492138.45	25071.58	25128.94	24882.61	24907.88	627033.16	20.8187	21.1421	20.5531	20.7890	100168.82
2020/7/18	979222.25	987761.19	973833.50	980062.81	1311089.32	24916.72	25311.38	24859.92	25197.94	575448.88	20.7963	21.5724	20.7522	21.3305	93116.55
2020/7/19	979952.19	985074.13	973492.00	983726.25	1385661.92	25195.21	25603.83	24962.09	25540.07	669471.64	21.3373	21.5440	20.9873	21.3257	98714.13
2020/7/20	983876.56	989198.00	978979.06	982283.13	1474417.17	25540.86	25655.14	25206.50	25312.47	600318.81	21.3265	21.3911	20.7901	20.9084	90977.94
2020/7/21	982099.25	1007677.81	980309.94	1001404.38	1930152.09	25328.47	26289.25	25257.39	26172.13	727075.95	20.8876	21.4842	20.7907	21.2555	99228.88
2020/7/22	1001425.00	1021376.19	996093.88	1020895.13	1771869.22	26174.33	28185.42	25933.94	28100.68	825481.70	21.2598	21.8383	21.0568	21.7935	100266.83
2020/7/23	1021085.75	1026436.19	1016042.25	1023694.44	1938861.07	28121.90	29655.63	27974.98	29349.29	1098511.63	21.7923	22.3525	21.6116	22.1788	154248.16
2020/7/24	1024169.13	1021444.75	1007520.63	1012269.31	1756951.64	29352.88	30377.21	28610.03	29636.61	1004750.99	22.2039	22.2212	21.5512	22.1788	137386.16
2020/7/25	1012544.50	1030065.63	1011560.25	1027152.69	1763033.88	29616.55	32558.25	29616.55	32273.33	1144748.81	21.6487	22.9903	21.6273	22.7254	130106.21
2020/7/26	1027484.00	1063951.63	1024577.00	1049828.88	2173601.80	32324.66	33582.02	31871.17	32818.51	1272777.09	22.7139	23.7792	22.5863	22.7855	153485.34
2020/7/27	1049349.25	1195730.38	1048180.50	1157242.75	3723072.23	32820.02	34825.80	32820.02	33852.80	1647203.38	22.7819	23.9483	22.5156	23.5507	100168.89
2020/7/28	1160042.50	1197717.00	1118307.13	1147090.50	3023767.26	33885.86	34299.32	32365.18	33285.11	1298905.06	23.5736	24.5558	22.9165	24.2053	184443.10
2020/7/29	1147104.13	1186243.88	1142234.38	1165732.88	2585218.57	33274.40	34010.36	32926.92	33415.31	1142458.81	24.1918	26.1669	24.1821	25.5294	121431.16
2020/7/30	1165666.13	1169835.63	1144320.00	1163136.75	2392727.19	33410.49	35472.29	33236.57	35024.97	1238138.26	25.5457	26.0415	25.0741	25.5969	172803.59
2020/7/31	1163031.75	1209967.38	1146250.00	1198464.38	2451280.96	35029.91	36896.68	34348.61	36573.16	1273306.73	25.6102	27.4760	25.2524	27.4021	196280.81
2020/8/1	1219839.50	1248347.25	1189596.75	1244623.50	2759822.87	36598.98	41155.28	36364.95	40769.15	1486536.22	27.4021	31.3028	27.0783	30.6435	335284.67
2020/8/2	1244535.88	1273681.75	1166147.88	1170240.63	2901890.12	40806.21	43523.99	37799.73	39242.83	2001965.17	30.6660	34.1395	29.1685	30.3911	506134.19
2020/8/3	1169198.25	1215515.25	1165653.13	1192546.00	2149582.09	39291.76	42089.81	39079.48	40962.16	1360966.83	30.4365	33.7893	30.1871	32.8656	354255.01
2020/8/4	0.00	0.00	0.00	0.00	0.00	0.00	0.00	0.00	0.00	0.00	0.0000	0.0000	0.0000	0.0000	0.00
2020/8/5	1183342.25	1244230.63	1178476.75	1240124.38	2577077.83	41161.06	42894.52	40790.27	42395.62	1359253.36	31.7686	32.4867	30.9014	32.0204	216249.13
2020/8/6	1240425.13	1256681.38	1240528.88	1243732.25	2470697.33	42394.91	42579.96	41433.85	41700.88	1193565.25	32.0025	32.7114	31.4811	32.0530	205503.43
2020/8/7	1243639.38	1256246.50	1208267.13	1228932.50	2450382.90	41728.85	42044.48	38967.50	40201.42	1350773.53	32.0403	32.6785	30.4306	31.2134	453204.85
2020/8/8	1229258.75	1249969.13	1224373.13	1245211.88	1861566.24	42025.52	41738.63	39972.28	41738.63	989688.55	31.2390	31.6440	30.8549	31.1484	143628.74
2020/8/9	1243440.50	1250721.75	1223466.63	1236011.25	1851476.23	41878.24	42347.75	40874.52	41404.60	1000503.98	31.2116	31.5762	30.0787	30.5573	147283.86
2020/8/10	1234584.00	1274345.75	1234584.00	1258972.88	2767860.91	41396.24	42252.98	41396.24	41960.52	1238592.58	30.5483	31.7300	30.5483	31.2312	223495.54
2020/8/11	1259347.75	1265231.38	1192477.38	1215483.38	2880358.77	41961.28	42242.48	39502.59	40519.65	1362665.52	31.2337	32.4379	29.2496	30.3004	483880.64
2020/8/12	1214851.88	1255312.25	1200690.13	1237560.63	2677520.39	40485.54	41801.94	39267.99	41771.16	1325567.15	30.2926	30.9922	29.2649	30.4377	213810.95
2020/8/13	1237931.38	1262093.50	1197833.00	1260781.88	2944593.24	41751.28	46285.87	40548.00	45870.98	1977203.05	30.4377	31.9024	29.2973	31.8623	220553.25
2020/8/14	1259553.88	1294973.88	1244387.63	1254414.88	2583464.30	45864.07	47383.77	45274.72	46621.16	1605697.54	31.8329	32.6495	31.4261	32.0158	239400.99
2020/8/15	1254396.50	1275128.38	1254396.50	1264735.63	2489343.86	46638.76	47085.54	45819.27	46190.23	1323398.09	32.0025	32.4227	31.4317	31.9401	240925.53
2020/8/16	1264840.75	1272111.75	1251038.00	1267279.38	2193333.62	46189.77	46500.50	44243.02	46223.65	1296690.87	31.9514	32.4081	31.3676	32.3396	216516.41
2020/8/17	1267583.50	1309985.88	1257891.25	1298929.88	2992050.14	46243.59	46927.25	45036.87	45529.02	1402031.80	32.3555	34.3953	31.8097	33.3643	318102.79
2020/8/18	1298664.25	1302709.25	125947.25	1261868.38	2740596.00	45543.69	45819.99	44258.41	44583.82	1260579.38	33.3061	33.8627	31.8246	31.9178	223777.44
2020/8/19	1261831.75	1265919.88	1239745.50	1247354.00	2599335.96	44591.11	44943.92	42073.34	43118.90	1393653.87	31.9394	32.1578	29.9637	30.7901	229539.10
2020/8/20	1247695.13	1258907.75	1242324.13	1255096.13	2131762.57	43150.21	44299.59	42845.96	44001.99	1061169.91	30.7960	31.1149	30.3396	30.9139	184902.09
2020/8/21	1255059.63	1259962.88	1226378.50	1226589.25	2514277.71	43971.24	44271.04	40994.75	41173.05	1246619.68	30.9029	31.2271	29.6539	29.6987	194034.45
2020/8/22	1225847.38	1238644.13	1211386.38	1236041.88	2139900.76	41162.98	41949.72	40505.22	41882.91	1072040.35	29.6937	30.3192	29.1923	30.3192	149953.26
2020/8/23	1235816.50	1238841.63	1223143.25	1235128.25	1956966.48	41854.09	41952.24	40740.66	41441.61	861615.47	30.2993	30.3820	29.5026	30.2180	125227.94
2020/8/24	1235005.50	1248491.75	1230321.00	1248013.00	2192074.79	41472.79	43389.05	41203.11	43260.02	1094776.57	30.2066	30.7950	29.9289	30.6545	131136.43
2020/8/25	1247906.25	1247681.25	1190684.13	1209189.13	2798092.71	43252.34	43297.53	39840.77	40852.05	1322202.91	30.6364	30.7044	29.0818	29.5673	149300.62
2020/8/26	1209270.00	1222226.00	1203263.00	1216266.00	2378531.67	40849.54	41578.34	40256.50	40914.93	1055236.56	29.5424	29.6961	29.2074	29.3778	126472.63
2020/8/27	1215974.38	1225441.88	1192199.50	1207470.50	2478241.66	40930.15	41870.74	39966.58	40802.03	1115165.12	29.3639	29.5179	27.4458	28.2061	156961.27
2020/8/28	1207672.88	1216388.13	1208005.00	1216059.88	2086779.63	40801.70	41920.87	40686.68	41707.37	960908.52	28.2218	28.8099	27.8849	28.6614	124153.24
2020/8/29	1215907.63	1220605.00	1208031.13	1212305.63	1842194.89	41687.66	42733.71	41408.45	42133.72	924774.82	28.6575	29.1663	28.3876	28.9196	111001.25
2020/8/30	1212500.38	1236780.50	121077												

Date	日経平均(^N225)					CME日経平均先物ドル建て(NKD)					CME日経平均先物円建て(NIY)					USDJPY
	Open	High	Low	Close	Volume	Open	High	Low	Close	Volume	Open	High	Low	Close	Volume	
2020-09-04	23,130.32	23,257.69	23,098.77	23,205.43		23,160.0	23,325.0	23,075.0	23,175.0	904,377	23,160.0	23,315.0	23,075.0	23,135.0	5,650,638	106.23
2020-09-03	23,524.49	23,580.51	23,426.11	23,465.53	57,500.0	23,545.0	23,555.0	22,960.0	23,060.0	4,096,342	23,545.0	23,555.0	22,950.0	23,060.0	25,317,192	106.16
2020-09-02	23,261.09	23,287.40	23,170.82	23,247.15	52,600.0	23,195.0	23,630.0	23,185.0	23,595.0	4,199,393	23,195.0	23,630.0	23,185.0	23,590.0	16,546,987	106.17
2020-09-01	23,089.63	23,206.66	23,047.77	23,138.07	59,600.0	23,125.0	23,300.0	23,055.0	23,270.0	1,882,427	23,115.0	23,300.0	23,050.0	23,245.0	13,700,726	105.95
2020-08-31	23,147.14	23,342.32	23,102.61	23,139.76	81,000.0	23,295.0	23,310.0	23,005.0	23,135.0	2,830,871	23,290.0	23,305.0	22,990.0	23,120.0	19,341,845	105.89
2020-08-30						22,945.0	23,175.0	22,945.0	23,125.0	21,620	22,950.0	23,175.0	22,950.0	23,135.0	74,574	
2020-08-28	23,232.30	23,376.13	22,594.79	22,882.65	98,100.0	23,345.0	23,345.0	22,565.0	22,945.0	6,561,923	23,340.0	23,340.0	22,565.0	22,950.0	32,794,162	105.38
2020-08-27	23,311.04	23,323.07	23,177.85	23,208.86	52,700.0	23,210.0	23,280.0	23,145.0	23,255.0	1,855,463	23,205.0	23,275.0	23,135.0	23,250.0	11,845,150	106.55
2020-08-26	23,257.05	23,348.80	23,203.00	23,290.86	47,800.0	23,250.0	23,325.0	23,155.0	23,285.0	1,803,376	23,245.0	23,315.0	23,150.0	23,285.0	8,995,148	106.01
2020-08-25	23,242.74	23,431.04	23,225.39	23,296.77	75,300.0	23,400.0	23,405.0	23,200.0	23,285.0	2,528,062	23,395.0	23,405.0	23,190.0	23,285.0	14,548,035	106.40
2020-08-24	22,913.20	23,012.71	22,862.54	22,985.51	40,600.0	22,955.0	23,270.0	22,925.0	23,255.0	2,412,900	22,945.0	23,265.0	22,910.0	23,255.0	11,455,500	105.98
2020-08-23						22,925.0	22,970.0	22,920.0	23,255.0	6,503	22,915.0	22,960.0	22,910.0	23,255.0	16,906	
2020-08-21	23,022.76	23,135.43	22,920.30	22,920.30	51,200.0	22,975.0	22,985.0	22,710.0	22,910.0	2,746,826	22,960.0	22,975.0	22,700.0	22,890.0	14,964,119	105.82
2020-08-20	23,003.58	23,078.36	22,851.83	22,880.62	50,200.0	22,890.0	23,045.0	22,850.0	23,030.0	1,641,025	22,875.0	23,030.0	22,835.0	23,020.0	12,379,460	105.80
2020-08-19	22,997.93	23,149.85	22,953.60	23,110.61	50,100.0	23,130.0	23,205.0	23,025.0	23,030.0	1,059,177	23,110.0	23,195.0	22,985.0	23,015.0	7,563,833	106.06
2020-08-18	23,097.80	23,128.18	22,948.89	23,051.08	55,600.0	23,025.0	23,160.0	22,980.0	23,005.0	1,637,041	23,010.0	23,150.0	22,960.0	22,990.0	11,184,852	105.42
2020-08-17	23,189.48	23,248.75	23,068.53	23,096.75	43,600.0	23,080.0	23,175.0	23,065.0	23,110.0	1,112,142	23,070.0	23,160.0	23,050.0	23,085.0	7,760,125	106.04
2020-08-16						23,170.0	23,190.0	23,135.0	23,150.0	3,267	23,160.0	23,180.0	23,120.0	23,150.0	10,362	
2020-08-14	23,323.92	23,338.79	23,222.85	23,289.36	59,800.0	23,280.0	23,305.0	23,065.0	23,155.0	1,663,367	23,270.0	23,295.0	23,050.0	23,145.0	12,786,551	106.59
2020-08-13	23,123.36	23,316.69	23,111.50	23,249.61	84,800.0	23,275.0	23,355.0	23,180.0	23,350.0	1,751,027	23,260.0	23,340.0	23,165.0	23,315.0	12,882,668	106.94
2020-08-12	22,747.44	22,874.37	22,670.74	22,843.96	90,800.0	22,830.0	23,255.0	22,780.0	23,150.0	3,262,618	22,815.0	23,245.0	22,765.0	23,175.0	19,216,005	106.87
2020-08-11	22,505.51	22,760.87	22,497.07	22,750.24	99,300.0	22,725.0	22,960.0	22,670.0	22,750.0	2,125,190	22,705.0	22,945.0	22,650.0	22,755.0	16,578,449	106.52
2020-08-10						22,500.0	22,535.0	22,345.0	22,520.0	956,998	22,475.0	22,525.0	22,325.0	22,525.0	5,087,103	105.94
2020-08-09						22,440.0	22,475.0	22,410.0	22,455.0	1,008	22,410.0	22,455.0	22,395.0	22,430.0	4,913	
2020-08-07	22,433.78	22,436.16	22,204.61	22,329.94	66,700.0	22,220.0	22,485.0	22,220.0	22,465.0	1,473,432	22,205.0	22,480.0	22,205.0	22,450.0	10,851,948	105.95
2020-08-06	22,471.71	22,587.75	22,362.89	22,418.15	62,600.0	22,430.0	22,880.0	22,270.0	22,435.0	1,635,160	22,410.0	22,465.0	22,255.0	22,390.0	12,204,529	105.51
2020-08-05	22,479.72	22,554.20	22,356.25	22,514.85	74,000.0	22,525.0	22,640.0	22,445.0	22,500.0	1,338,230	22,515.0	22,620.0	22,430.0	22,470.0	9,227,943	105.60
2020-08-04	22,379.74	22,603.82	22,379.74	22,573.66	89,100.0	22,510.0	22,655.0	22,430.0	22,485.0	2,100,761	22,490.0	22,635.0	22,405.0	22,475.0	14,005,839	105.72
2020-08-03	21,947.58	22,214.59	21,919.83	22,195.38	84,000.0	22,140.0	22,420.0	22,055.0	22,410.0	2,883,996	22,115.0	22,400.0	22,030.0	22,390.0	17,312,385	106.01
2020-08-02						21,955.0	22,000.0	21,895.0	21,995.0	21,226	21,940.0	21,980.0	21,870.0	21,970.0	54,193	
2020-07-31	22,267.59	22,295.05	21,710.00	21,710.00	106,600.0	21,860.0	22,005.0	21,705.0	21,955.0	4,796,095	21,840.0	21,980.0	21,850.0	21,945.0	26,929,568	105.83
2020-07-30	22,489.24	22,506.60	22,334.71	22,339.23	77,800.0	22,385.0	22,385.0	21,970.0	22,305.0	3,679,095	22,360.0	22,365.0	21,945.0	22,275.0	17,992,573	104.79
2020-07-29	22,543.89	22,584.87	22,366.34	22,397.11	74,300.0	22,435.0	22,570.0	22,365.0	22,530.0	1,564,836	22,425.0	22,550.0	22,340.0	22,510.0	8,295,309	104.94
2020-07-28	22,735.02	22,842.19	22,646.22	22,657.38	67,800.0	22,695.0	22,720.0	22,510.0	22,555.0	1,928,911	22,670.0	22,700.0	22,485.0	22,525.0	13,642,556	105.07
2020-07-27	22,495.95	22,741.13	22,429.57	22,715.85	71,800.0	22,685.0	22,740.0	22,630.0	22,720.0	2,487,537	22,660.0	22,720.0	22,610.0	22,695.0	14,215,593	105.40
2020-07-26						22,380.0	22,550.0	22,350.0	22,485.0	11,172	22,365.0	22,510.0	22,325.0	22,495.0	40,796	
2020-07-24						22,410.0	22,480.0	22,285.0	22,355.0	2,801,833	22,375.0	22,460.0	22,255.0	22,335.0	12,906,664	105.97
2020-07-23						22,790.0	22,910.0	22,495.0	22,605.0	1,699,672	22,755.0	22,885.0	22,470.0	22,575.0	7,587,913	106.85
2020-07-22	22,791.75	22,855.31	22,732.92	22,751.61	65,400.0	22,780.0	22,815.0	22,655.0	22,740.0	1,702,852	22,755.0	22,790.0	22,625.0	22,725.0	10,877,548	107.15
2020-07-21	22,789.38	22,925.58	22,780.22	22,884.22	68,600.0	22,890.0	22,955.0	22,730.0	22,790.0	1,749,106	22,860.0	22,925.0	22,705.0	22,770.0	12,959,471	106.79
2020-07-20	22,772.07	22,788.53	22,580.19	22,717.48	50,000.0	22,715.0	22,850.0	22,590.0	22,820.0	1,722,960	22,685.0	22,825.0	22,560.0	22,800.0	9,971,434	107.25
2020-07-19						22,685.0	22,790.0	22,685.0	22,785.0	9,725	22,650.0	22,760.0	22,650.0	22,760.0	44,847	
2020-07-17	22,807.57	22,857.82	22,643.52	22,696.42	55,900.0	22,705.0	22,755.0	22,640.0	22,690.0	1,687,551	22,675.0	22,725.0	22,605.0	22,665.0	8,235,580	106.94
2020-07-16	22,907.96	22,925.90	22,739.42	22,770.36	89,400.0	22,795.0	22,800.0	22,680.0	22,765.0	611,450	22,760.0	22,795.0	22,650.0	22,780.0	10,272,463	107.26
2020-07-15	22,817.91	22,965.56	22,800.11	22,945.50	72,600.0	22,885.0	23,045.0	22,860.0	22,955.0	2,013,836	22,845.0	23,015.0	22,830.0	22,895.0	14,007,937	106.95
2020-07-14	22,631.87	22,677.02	22,538.78	22,587.01	61,000.0	22,570.0	22,910.0	22,515.0	22,900.0	3,435,943	22,535.0	22,880.0	22,515.0	22,785.0	13,430,384	107.25
2020-07-13	22,591.81	22,784.74	22,561.47	22,784.74	71,200.0	22,720.0	22,885.0	22,535.0	22,645.0	2,118,318	22,690.0	22,850.0	22,505.0	22,615.0	12,896,914	107.27
2020-07-12						22,605.0	22,735.0	22,605.0	22,650.0	5,988	22,590.0	22,700.0	22,590.0	22,620.0	33,836	
2020-07-10	22,534.97	22,563.68	22,285.07	22,290.81	78,800.0	22,460.0	22,645.0	22,260.0	22,605.0	3,147,209	22,430.0	22,620.0	22,225.0	22,550.0	14,667,024	106.94
2020-07-09	22,442.30	22,679.08	22,434.38	22,529.29	65,200.0	22,635.0	22,700.0	22,305.0	22,480.0	3,644,155	22,600.0	22,665.0	22,265.0	22,450.0	15,556,296	107.22
2020-07-08	22,481.61	22,667.95	22,438.65	22,438.65	64,900.0	22,540.0	22,575.0	22,360.0	22,565.0	2,253,085	22,495.0	22,535.0	22,325.0	22,525.0	15,280,965	107.27
2020-07-07	22,649.90	22,742.28	22,540.44	22,614.69	62,700.0	22,610.0	22,610.0	22,440.0	22,490.0	2,297,623	22,570.0	22,580.0	22,405.0	22,460.0	11,580,415	107.56
2020-07-06	22,341.27	22,734.11	22,325.75	22,714.44	58,000.0	22,690.0	22,790.0	22,615.0	22,710.0	2,322,852	22,635.0	22,740.0	22,190.0	22,660.0	15,468,416	107.37
2020-07-05						22,270.0	22,325.0	22,235.0	22,305.0	2,928	22,220.0	22,285.0	22,190.0	22,250.0	17,956	
2020-07-02	22,182.68	22,267.51	22,072.11	22,145.96	73,600.0	22,160.0	22,470.0	22,105.0	22,330.0	2,555,545	22,115.0	22,420.0	22,060.0	22,285.0	14,958,646	107.53
2020-07-01	22,338.30	22,360.31	22,039.56	22,121.73												

過去5日及び過去4週の4本値と各種ピボット

2020/08/31 ~ 2020/09/04

USD/JPY										Demark						Pivot					Fibonacci Zone				
当日のOHLCLから計算される翌日の										TD Range Projection						TD pivot points									
日足	Open	High	Low	Close	値幅/日	引け形態	真の高値	真の安値	予想高値	予想安値	予想高値	予想安値	StopLoss	Support	Pivot	Resistance	StopLoss	3-days AVG	Support Zone 2	Support Zone 1	BP	Resistance Zone 1	Resistance Zone 2		
													LBOP	S2	S1	PP	R1	R2	HBOP						
2020/08/31	105.44	106.10	105.30	105.89	80p	陽線引け	-	-	-	-	-	-	104.63	104.96	105.43	105.76	106.22	106.56	107.02						
2020/09/01	105.90	106.15	105.60	105.95	56p	陽線引け	106.15	105.60	106.33	105.77	106.33	105.77	105.09	105.34	105.64	105.90	106.20	106.46	106.76						
2020/09/02	105.95	106.30	105.86	106.17	45p	陽線引け	106.30	105.86	106.46	106.01	106.46	106.01	105.47	105.66	105.92	106.11	106.37	106.56	106.81	105.92	Bull	105.49	~ 105.66	105.83	~ 105.89
2020/09/03	106.17	106.55	106.00	106.16	55p	陰線引け	106.55	106.00	106.35	105.81	106.35	105.81	105.38	105.69	105.92	106.24	106.47	106.78	107.02	106.08	Bull	105.48	~ 105.69	105.90	~ 105.96
2020/09/04	106.16	106.16	106.06	106.23	44p	陽線引け	106.50	106.06	106.59	106.14	106.59	106.14	105.58	105.82	106.02	106.26	106.47	106.70	106.91	106.20	Bull	105.65	~ 105.82	105.99	~ 106.04
週足	Open	High	Low	Close	値幅/週	引け形態	真の高値	真の安値	予想高値	予想安値	予想高値	予想安値	LBOP	S2	S1	PP	R1	R2	HBOP	3-days AVG	Support Zone 2	Support Zone 1	BP	Resistance Zone 1	Resistance Zone 2
2020/08/10 ~ 2020/08/14	105.93	107.05	105.71	106.59	134p	陽線引け	-	-	-	-	-	-	104.51	105.11	105.85	106.45	107.19	107.79	108.53						
2020/08/17 ~ 2020/08/21	106.62	106.66	105.10	105.82	155p	陰線引け	106.66	105.71	106.24	105.29	106.24	104.69	103.52	104.31	105.07	105.86	106.62	107.41	108.17						
2020/08/24 ~ 2020/08/28	105.76	106.95	105.20	105.38	174p	陰線引け	106.95	105.20	106.16	104.42	106.16	104.42	103.00	104.10	104.74	105.84	106.48	107.58	108.22	106.05	Bull	103.43	~ 104.10	104.76	~ 104.97
2020/08/31 ~ 2020/09/04	105.44	106.55	105.30	106.23	125p	陽線引け	106.55	105.30	107.02	105.76	107.02	105.76	104.25	104.77	105.50	106.03	106.75	107.28	108.01	105.91	Bull	104.30	~ 104.77	105.25	~ 105.40

EUR/JPY										Demark						Pivot					Fibonacci Zone				
当日のOHLCLから計算される翌日の										TD Range Projection						TD pivot points									
日足	Open	High	Low	Close	値幅/日	引け形態	真の高値	真の安値	予想高値	予想安値	予想高値	予想安値	StopLoss	Support	Pivot	Resistance	StopLoss	3-days AVG	Support Zone 2	Support Zone 1	BP	Resistance Zone 1	Resistance Zone 2		
													LBOP	S2	S1	PP	R1	R2	HBOP						
2020/08/31	125.56	126.85	125.41	126.42	144p	陽線引け	-	-	-	-	-	-	124.17	124.79	125.61	126.23	127.04	127.66	128.48						
2020/09/01	126.43	127.08	126.14	126.25	94p	陰線引け	127.08	126.14	126.67	125.73	126.67	125.73	124.97	125.55	125.90	126.49	126.84	127.43	127.78						
2020/09/02	126.25	126.32	125.56	125.87	76p	陰線引け	126.32	125.56	126.09	125.33	126.09	125.33	124.75	125.16	125.51	125.91	126.27	126.67	127.03	126.21	Bear	124.87	~ 125.16	125.45	~ 125.54
2020/09/03	125.87	126.02	125.29	125.81	73p	陰線引け	126.02	125.29	125.92	125.18	125.92	125.18	124.66	124.98	125.39	125.71	126.12	126.44	126.85	126.04	Bear	124.70	~ 124.98	125.26	~ 125.34
2020/09/04	125.81	125.99	125.31	125.80	68p	陰線引け	125.99	125.31	125.89	125.21	125.89	125.21	124.72	125.01	125.41	125.70	126.09	126.38	126.78	125.77	Bear	124.75	~ 125.01	125.28	~ 125.36
週足	Open	High	Low	Close	値幅/週	引け形態	真の高値	真の安値	予想高値	予想安値	予想高値	予想安値	LBOP	S2	S1	PP	R1	R2	HBOP	3-days AVG	Support Zone 2	Support Zone 1	BP	Resistance Zone 1	Resistance Zone 2
2020/08/10 ~ 2020/08/14	124.84	126.75	124.32	126.18	243p	陽線引け	-	-	-	-	-	-	122.32	123.32	124.75	125.75	127.18	128.18	129.60						
2020/08/17 ~ 2020/08/21	126.28	126.46	124.45	124.82	201p	陰線引け	126.46	124.32	125.64	123.51	125.64	123.63	122.02	123.23	124.03	125.24	126.04	127.25	128.04						
2020/08/24 ~ 2020/08/28	124.75	126.76	124.70	125.38	206p	陽線引け	126.76	124.70	127.10	125.04	127.10	125.04	122.40	123.55	124.47	125.61	126.53	127.68	128.59	125.53	Bull	122.76	~ 123.55	124.34	~ 124.58
2020/08/31 ~ 2020/09/04	125.56	127.08	125.29	125.80	179p	陽線引け	127.08	125.29	127.33	125.55	127.33	125.55	123.25	124.27	125.04	126.06	126.82	127.84	128.61	125.64	Bull	123.59	~ 124.27	124.95	~ 125.16

EUR/USD										Demark						Pivot					Fibonacci Zone				
当日のOHLCLから計算される翌日の										TD Range Projection						TD pivot points									
日足	Open	High	Low	Close	値幅/日	引け形態	真の高値	真の安値	予想高値	予想安値	予想高値	予想安値	StopLoss	Support	Pivot	Resistance	StopLoss	3-days AVG	Support Zone 2	Support Zone 1	BP	Resistance Zone 1	Resistance Zone 2		
													LBOP	S2	S1	PP	R1	R2	HBOP						
2020/08/31	1.1909	1.1966	1.1885	1.1939	81p	陽線引け	-	-	-	-	-	-	1.1813	1.1849	1.1894	1.1930	1.1975	1.2011	1.2056						
2020/09/01	1.1939	1.2010	1.1902	1.1917	108p	陰線引け	1.2010	1.1902	1.1963	1.1855	1.1963	1.1855	1.1767	1.1834	1.1876	1.1943	1.1984	1.2051	1.2092						
2020/09/02	1.1917	1.1929	1.1823	1.1855	106p	陰線引け	1.1929	1.1823	1.1892	1.1786	1.1892	1.1786	1.1703	1.1763	1.1809	1.1869	1.1915	1.1975	1.2021	1.1914	Bear	1.1722	~ 1.1763	1.1803	~ 1.1816
2020/09/03	1.1855	1.1865	1.1789	1.1851	76p	陰線引け	1.1865	1.1789	1.1858	1.1782	1.1858	1.1782	1.1730	1.1759	1.1805	1.1835	1.1881	1.1911	1.1956	1.1882	Bear	1.1730	~ 1.1759	1.1788	~ 1.1797
2020/09/04	1.1851	1.1865	1.1781	1.1842	84p	陰線引け	1.1865	1.1781	1.1854	1.1770	1.1854	1.1770	1.1710	1.1745	1.1794	1.1830	1.1878	1.1914	1.1962	1.1844	Bear	1.1713	~ 1.1745	1.1778	~ 1.1788
週足	Open	High	Low	Close	値幅/週	引け形態	真の高値	真の安値	予想高値	予想安値	予想高値	予想安値	LBOP	S2	S1	PP	R1	R2	HBOP	3-days AVG	Support Zone 2	Support Zone 1	BP	Resistance Zone 1	Resistance Zone 2
2020/08/10 ~ 2020/08/14	1.1786	1.1864	1.1711	1.1837	153p	陽線引け	-	-	-	-	-	-	1.1592	1.1652	1.1744	1.1804	1.1897	1.1957	1.2050						
2020/08/17 ~ 2020/08/21	1.1844	1.1966	1.1755	1.1795	211p	陰線引け	1.1966	1.1711	1.1880	1.1626	1.1880	1.1670	1.1501	1.1628	1.1711	1.1839	1.1922	1.2049	1.2133						
2020/08/24 ~ 2020/08/28	1.1795	1.1920	1.1764	1.1899	156p	陽線引け	1.1920	1.1764	1.1987	1.1831	1.1987	1.1831	1.1646	1.1705	1.1802	1.1861	1.1958	1.2017	1.2113	1.1835	Bull	1.1646	~ 1.1705	1.1765	~ 1.1783
2020/08/31 ~ 2020/09/04	1.1909	1.2010	1.1781	1.1842	229p	陽線引け	1.2010	1.1781	1.1926	1.1697	1.1926	1.1697	1.1517	1.1649	1.1746	1.1878	1.1975	1.2107	1.2203	1.1859	Bull	1.1562	~ 1.1649	1.1736	~ 1.1763

GBP/JPY										Demark						Pivot					Fibonacci Zone				
当日のOHLCLから計算される翌日の										TD Range Projection						TD pivot points									
日足	Open	High	Low	Close	値幅/日	引け形態	真の高値	真の安値	予想高値	予想安値	予想高値	予想安値	StopLoss	Support	Pivot	Resistance	StopLoss	3-days AVG	Support Zone 2	Support Zone 1	BP	Resistance Zone 1	Resistance Zone 2		
													LBOP	S2	S1	PP	R1	R2	HBOP						
2020/08/31	140.77	142.03	140.52	141.56	151p	陽線引け	-	-	-	-	-	-	139.19	139.86	140.71	141.37	142.22	142.88	143.73						
2020/09/01	141.56	142.72	141.34	141.78	138p	陽線引け	142.72	141.34	142.94	141.56	142.94	141.56	139.79	140.56	141.17	141.94	142.55	143.33	143.93						
2020/09/02	141.78	141.98	141.02	141.77	96p	陰線引け	141.98	141.02	141.87	140.92	141.87	140.92	140.25	140.63	141.20	141.59	142.16	142.54	143.11	141.63	Bear	140.27	~ 140.63	141.00	~ 141.11
2020/09/03	141.77	141.87	140.49	140.95	138p	陰線引け	141.87	140.49	141.41	140.03	141.41	140.03	138.96	139.72	140.34	141.10	141.72	142.48	143.10	141.55	Bear	139.20	~ 139.72	140.25	~ 140.41
2020/09/04	140.96	141.44	140.13	141.07	131p	陽線引け	141.44	140.13	141.91	140.60	141.91	140.60	139.01	139.57	140.32	140.88	141.63	142.19	142.94	141.19	Bear	139.06	~ 139.57	140.07	~ 140.22
週足	Open	High	Low	Close	値幅/週	引け形態	真の高値	真の安値	予想高値																

IMM扱い8通貨/ダウ/日経/金/オイル/主要クロス円の過去5日及び過去5週の4本値

AUDUSD					CADUSD					CHFUSD				
Date	Open	High	Low	Close	Date	Open	High	Low	Close	Date	Open	High	Low	Close
2020/09/04	0.7273	0.7299	0.7222	0.7295	2020/09/04	0.7617	0.7666	0.7610	0.7657	2020/09/04	1.0997	1.1001	1.0913	1.0956
2020/09/03	0.7336	0.7338	0.7265	0.7273	2020/09/03	0.7662	0.7668	0.7598	0.7617	2020/09/03	1.0979	1.1010	1.0938	1.0997
2020/09/02	0.7376	0.7382	0.7302	0.7336	2020/09/02	0.7655	0.7670	0.7636	0.7663	2020/09/02	1.0996	1.1002	1.0945	1.0979
2020/09/01	0.7376	0.7414	0.7360	0.7375	2020/09/01	0.7667	0.7696	0.7641	0.7653	2020/09/01	1.1065	1.1112	1.0988	1.1001
2020/08/31	0.7364	0.7403	0.7341	0.7376	2020/08/31	0.7639	0.7680	0.7631	0.7667	2020/08/31	1.1061	1.1112	1.1046	1.1066

CNYUSD					EURUSD					GBPUSD				
Date	Open	High	Low	Close	Date	Open	High	Low	Close	Date	Open	High	Low	Close
2020/09/04	0.1460	0.1462	0.1460	0.1462	2020/09/04	1.1851	1.1865	1.1781	1.1842	2020/09/04	1.3278	1.3319	1.3176	1.3280
2020/09/03	0.1464	0.1465	0.1461	0.1463	2020/09/03	1.1855	1.1865	1.1789	1.1851	2020/09/03	1.3353	1.3359	1.3243	1.3278
2020/09/02	0.1464	0.1465	0.1462	0.1465	2020/09/02	1.1917	1.1929	1.1823	1.1855	2020/09/02	1.3382	1.3403	1.3284	1.3353
2020/09/01	0.1460	0.1467	0.1460	0.1465	2020/09/01	1.1939	1.2010	1.1902	1.1917	2020/09/01	1.3368	1.3482	1.3357	1.3382
2020/08/31	0.1459	0.1461	0.1457	0.1460	2020/08/31	1.1909	1.1966	1.1885	1.1939	2020/08/31	1.3351	1.3395	1.3301	1.3368

JPYUSD					MXNUSD					NZDUSD				
Date	Open	High	Low	Close	Date	Open	High	Low	Close	Date	Open	High	Low	Close
2020/09/04	0.9420	0.9429	0.9390	0.9414	2020/09/04	4.6162	4.6501	4.6053	4.6425	2020/09/04	0.6708	0.6735	0.6668	0.6724
2020/09/03	0.9419	0.9434	0.9385	0.9420	2020/09/03	4.6041	4.6389	4.5876	4.6162	2020/09/03	0.6766	0.6773	0.6694	0.6707
2020/09/02	0.9439	0.9447	0.9407	0.9419	2020/09/02	4.5940	4.6064	4.5697	4.6041	2020/09/02	0.6760	0.6789	0.6742	0.6766
2020/09/01	0.9443	0.9470	0.9420	0.9439	2020/09/01	4.5712	4.6122	4.5608	4.5940	2020/09/01	0.6737	0.6779	0.6730	0.6760
2020/08/31	0.9484	0.9497	0.9425	0.9444	2020/08/31	4.5955	4.5990	4.5558	4.5712	2020/08/31	0.6735	0.6764	0.6719	0.6738

Nikkei 225 - Japan (NIX)					出来高	
Date	Open	High	Low	Close	(ドル建て終値)	出来高
2020/09/04	23130.32	23257.66	23098.77	23205.43	218.45	0
2020/09/03	23524.49	23578.84	23426.33	23465.53	221.05	574654800
2020/09/02	23261.09	23287.40	23170.91	23247.15	218.95	526373800
2020/09/01	23089.63	23206.66	23048.03	23138.07	218.39	595681700
2020/08/31	23147.14	23341.38	23106.23	23139.76	218.53	809888800
週4本値	23147.14	23578.84	23048.03	23205.43	218.45	(N225銘柄計) (東証一部全体計)

XAUUSD				
Date	Open	High	Low	Close
2020/09/04	1931.63	1948.15	1916.51	1934.81
2020/09/03	1942.89	1951.10	1922.17	1930.68
2020/09/02	1969.84	1973.32	1932.65	1943.06
2020/09/01	1967.59	1992.47	1964.14	1970.42
2020/08/31	1965.48	1976.46	1954.62	1967.82
週4本値	1965.48	1992.47	1916.51	1934.81

Dow Jones Industrial - USA (DJIA)					出来高
Date	Open	High	Low	Close	出来高
2020/09/04	28341.05	28539.75	27664.68	28133.31	700489796
2020/09/03	29090.70	29199.35	28074.76	28292.73	650080000
2020/09/02	28736.79	29162.88	28713.53	29100.50	539510000
2020/09/01	28439.61	28659.26	28290.72	28645.66	423410000
2020/08/31	28643.66	28643.66	28363.55	28430.05	517320000
週4本値	28643.66	29199.35	27664.68	28133.31	

Historical Data by

 Arrangement by


Crude Light Oil					出来高
Date	Open	High	Low	Close	出来高
2020/09/04	41.25	41.87	39.37	39.50	
2020/09/03	41.63	41.79	40.22	41.37	805577
2020/09/02	43.02	43.21	41.23	41.51	856292
2020/09/01	42.83	43.43	42.72	42.76	653585
2020/08/31	42.91	43.57	42.56	42.61	474778
週4本値	42.91	43.57	39.37	39.50	

USDJPY					EURJPY					GBPJPY				
日付	始値	高値	安値	終値	日付	始値	高値	安値	終値	日付	始値	高値	安値	終値
2020/09/04	106.16	106.50	106.06	106.23	2020/09/04	125.81	125.99	125.31	125.80	2020/09/04	140.96	141.44	140.13	141.07
2020/09/03	106.17	106.55	106.00	106.16	2020/09/03	125.87	126.02	125.29	125.81	2020/09/03	141.77	141.87	140.49	140.95
2020/09/02	105.95	106.30	105.86	106.17	2020/09/02	126.25	126.32	125.56	125.87	2020/09/02	141.78	141.98	141.02	141.77
2020/09/01	105.90	106.15	105.60	105.95	2020/09/01	126.43	127.08	126.14	126.25	2020/09/01	141.56	142.72	141.34	141.78
2020/08/31	105.44	106.10	105.30	105.89	2020/08/31	125.56	126.85	125.41	126.42	2020/08/31	140.77	142.03	140.52	141.56

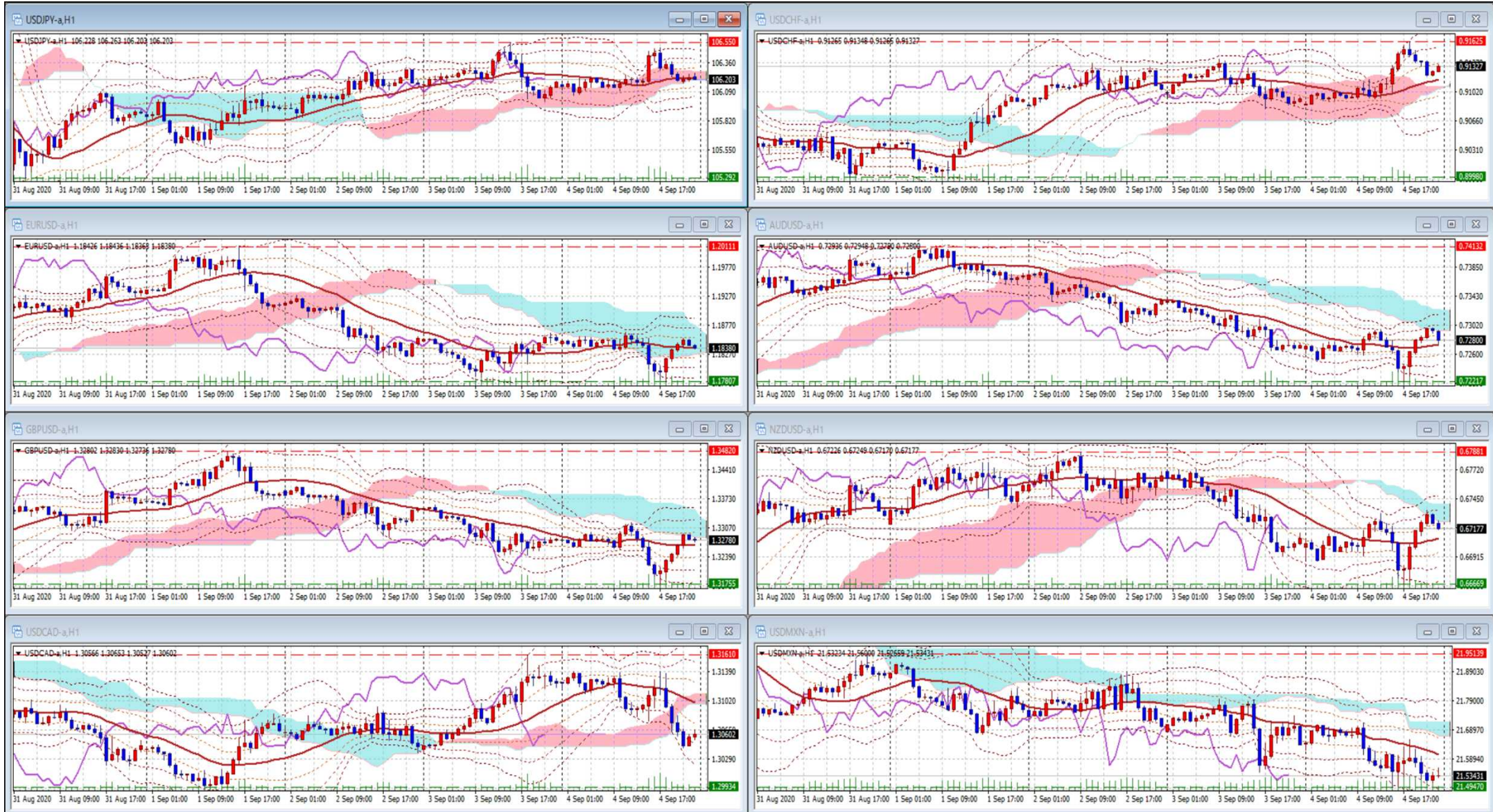
USDJPY Weekly					EURJPY Weekly					GBPJPY Weekly				
日付	始値	高値	安値	終値	日付	始値	高値	安値	終値	日付	始値	高値	安値	終値
2020/09/04	105.44	106.55	105.30	106.23	2020/09/04	125.56	127.08	125.29	125.80	2020/09/04	140.77	142.72	140.13	141.07
2020/08/28	105.76	106.95	105.20	105.38	2020/08/28	124.75	126.76	124.70	125.38	2020/08/28	138.43	141.62	138.30	140.66
2020/08/21	106.62	106.66	105.10	105.82	2020/08/21	126.28	126.46	124.45	124.82	2020/08/21	139.70	139.96	138.26	138.51
2020/08/14	105.93	107.05	105.71	106.59	2020/08/14	124.84	126.75	124.32	126.18	2020/08/14	138.30	140.20	138.11	139.49
2020/08/07	105.83	106.47	105.30	105.95	2020/08/07	124.63	125.59	124.01	124.89	2020/08/07	138.44	139.23	137.76	138.38

先週のIMM取り扱い対ドル8通貨チャート

※ 赤点線は週最高値/青点線は週最低値、BB中心線はSMA21

2020/08/31 ~ 2020/09/04

Chart by OANDA Japan MetaTrader4



Pivot Maker Ver 3.0 by FX_勝てば官軍?

<http://fx.najirane.com>