

JAPANESE YEN - CHICAGO MERCANTILE EXCHANGE

Code-097741

2020/03/24

~

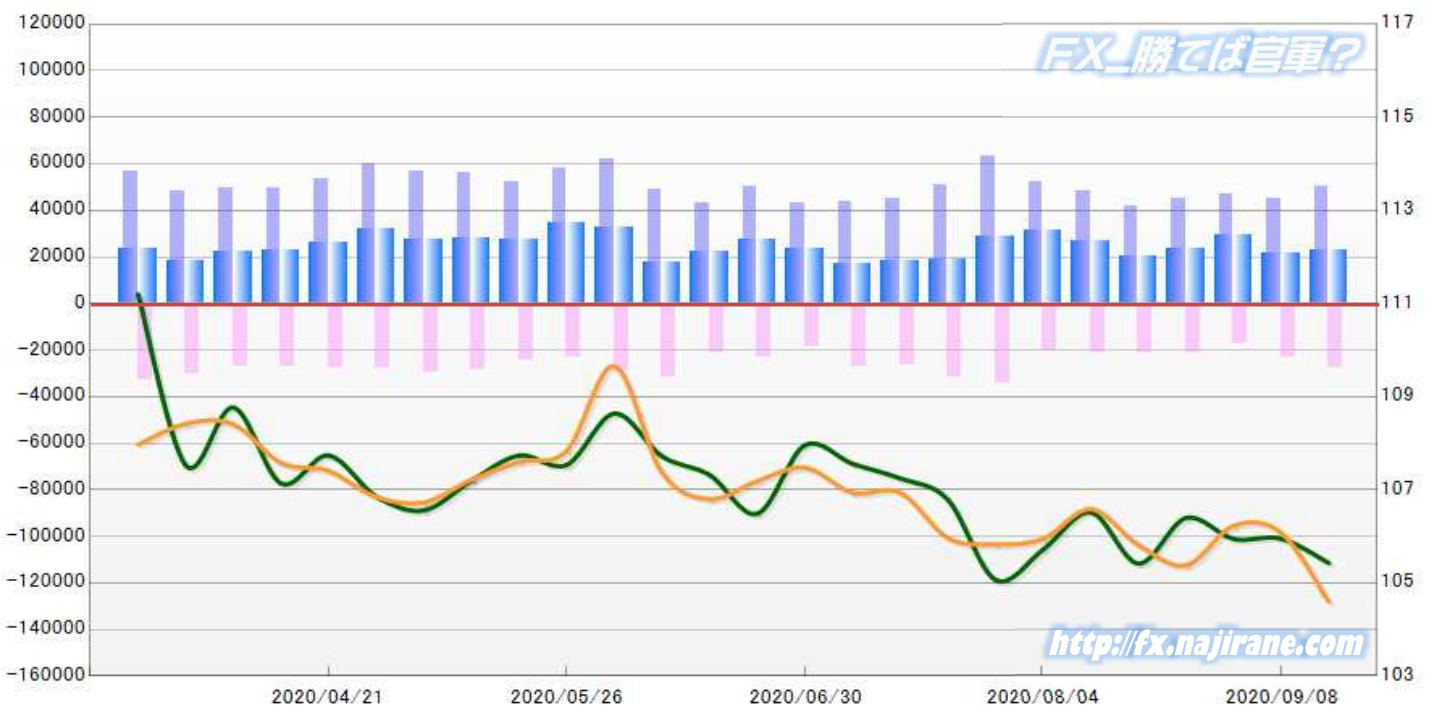
2020/09/15

2020/09/18 NYクローズ時公表値

Report_Date	Non Commercial Positions												火曜日 引け値	金曜日 引け値
	Long	増減	増減(%)	Short	増減	増減(%)	売り越し	増減	増減(%)	売買計	増減	増減(%)		
2020/09/15	50360	5510	12.3%	27471	4363	18.9%	-22889	1147	5.3%	77831	9873	14.5%	105.43	104.59
2020/09/08	44850	-1804	-3.9%	23108	6058	35.5%	-21742	-7862	-26.6%	67958	4254	6.7%	105.95	106.08
2020/09/01	46654	1676	3.7%	17050	-4312	-20.2%	-29604	5988	25.4%	63704	-2636	-4.0%	105.95	106.23
2020/08/25	44978	3261	7.8%	21362	229	1.1%	-23616	3032	14.7%	66340	3490	5.6%	106.40	105.38
2020/08/18	41717	-6441	-13.4%	21133	-9	0.0%	-20584	-6432	-23.8%	62850	-6450	-9.3%	105.42	105.82
2020/08/11	48158	-3915	-7.5%	21142	498	2.4%	-27016	-4413	-14.0%	69300	-3417	-4.7%	106.52	106.59
2020/08/04	52073	-10851	-17.2%	20644	-13773	-40.0%	-31429	2922	10.3%	72717	-24624	-25.3%	105.72	105.95
2020/07/28	62924	12070	23.7%	34417	2870	9.1%	-28507	9200	47.7%	97341	14940	18.1%	105.07	105.83
2020/07/21	50854	5743	12.7%	31547	4762	17.8%	-19307	981	5.4%	82401	10505	14.6%	106.79	105.97
2020/07/14	45111	1068	2.4%	26785	-446	-1.6%	-18326	1514	9.0%	71896	622	0.9%	107.25	106.94
2020/07/07	44043	1288	3.0%	27231	8337	44.1%	-16812	-7049	-29.5%	71274	9625	15.6%	107.56	106.94
2020/06/30	42755	-7735	-15.3%	18894	-4138	-18.0%	-23861	-3597	-13.1%	61649	-11873	-16.1%	107.96	107.48
2020/06/23	50490	7364	17.1%	23032	2016	9.6%	-27458	5348	24.2%	73522	9380	14.6%	106.49	107.19
2020/06/16	43126	-5736	-11.7%	21016	-10384	-33.1%	-22110	4648	26.6%	64142	-16120	-20.1%	107.32	106.80
2020/06/09	48862	-13096	-21.1%	31400	2021	6.9%	-17462	-15117	-46.4%	80262	-11075	-12.1%	107.72	107.37
2020/06/02	61958	4085	7.1%	29379	6113	26.3%	-32579	-2028	-5.9%	91337	10198	12.6%	108.64	109.66
2020/05/26	57873	5835	11.2%	23266	-1302	-5.3%	-34607	7137	26.0%	81139	4533	5.9%	107.54	107.84
2020/05/19	52038	-4269	-7.6%	24568	-3802	-13.4%	-27470	-467	-1.7%	76606	-8071	-9.5%	107.74	107.60
2020/05/12	56307	-327	-0.6%	28370	-1050	-3.6%	-27937	723	2.7%	84677	-1377	-1.6%	107.20	107.22
2020/05/05	56634	-3328	-5.6%	29420	1784	6.5%	-27214	-5112	-15.8%	86054	-1544	-1.8%	106.56	106.73
2020/04/28	59962	6232	11.6%	27636	-68	-0.2%	-32326	6300	24.2%	87598	6164	7.6%	106.86	106.85
2020/04/21	53730	3867	7.8%	27704	484	1.8%	-26026	3383	14.9%	81434	4351	5.6%	107.74	107.41
2020/04/14	49863	614	1.2%	27220	381	1.4%	-22643	233	1.0%	77083	995	1.3%	107.14	107.58
2020/04/07	49249	805	1.7%	26839	-3323	-11.0%	-22410	4128	22.6%	76088	-2518	-3.2%	108.77	108.41
2020/03/31	48444	-8084	-14.3%	30162	-2503	-7.7%	-18282	-5581	-23.4%	78606	-10587	-11.9%	107.53	108.42
2020/03/24	56528			32665			-23863			89193			111.20	107.97

JAPANESE YEN - CHICAGO MERCANTILE EXCHANGE
FUTURES ONLY POSITIONS

— 金曜終値 — 火曜終値 — Short枚数 — Long枚数 ■ 売り越し or 買い越し枚数



EURO FX - CHICAGO MERCANTILE EXCHANGE

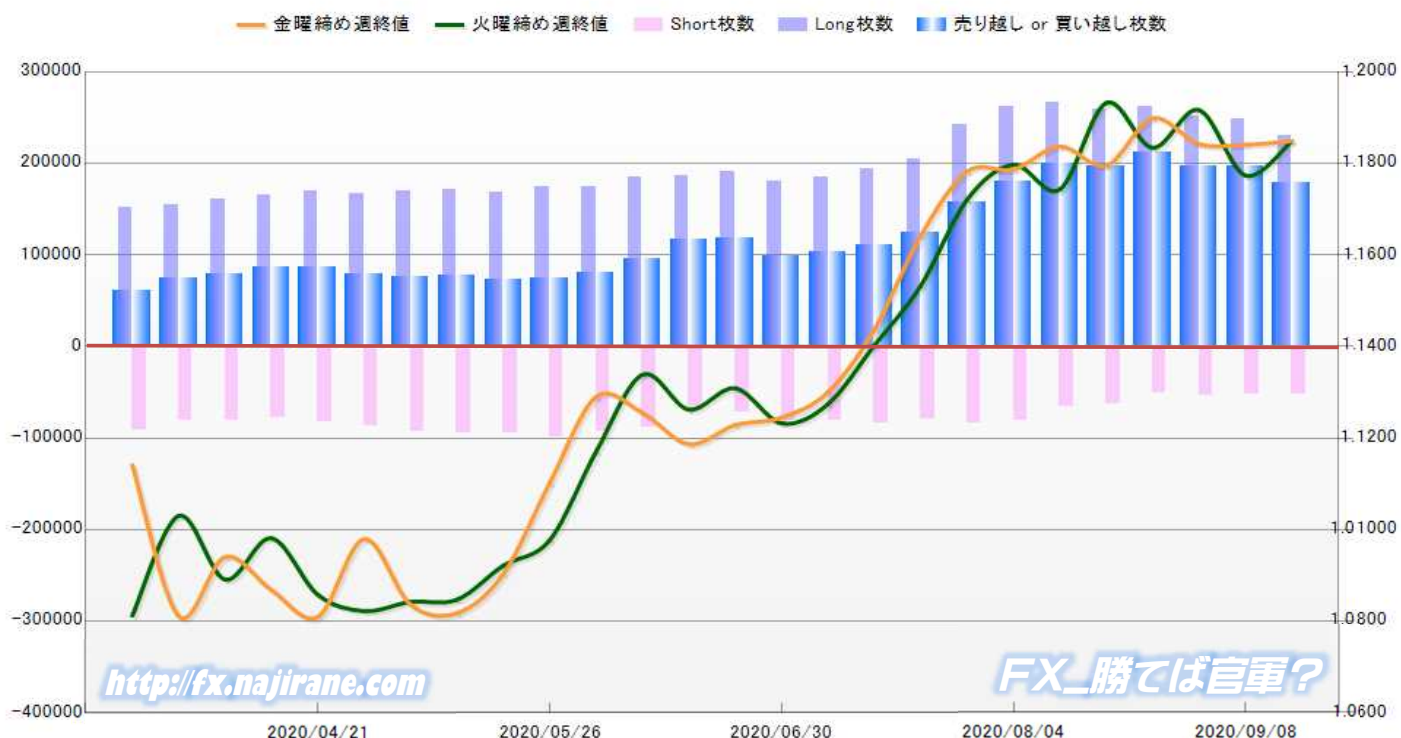
Code-099741

2020/03/24 ~ 2020/09/15

2020/09/18 NYクローズ時公表値

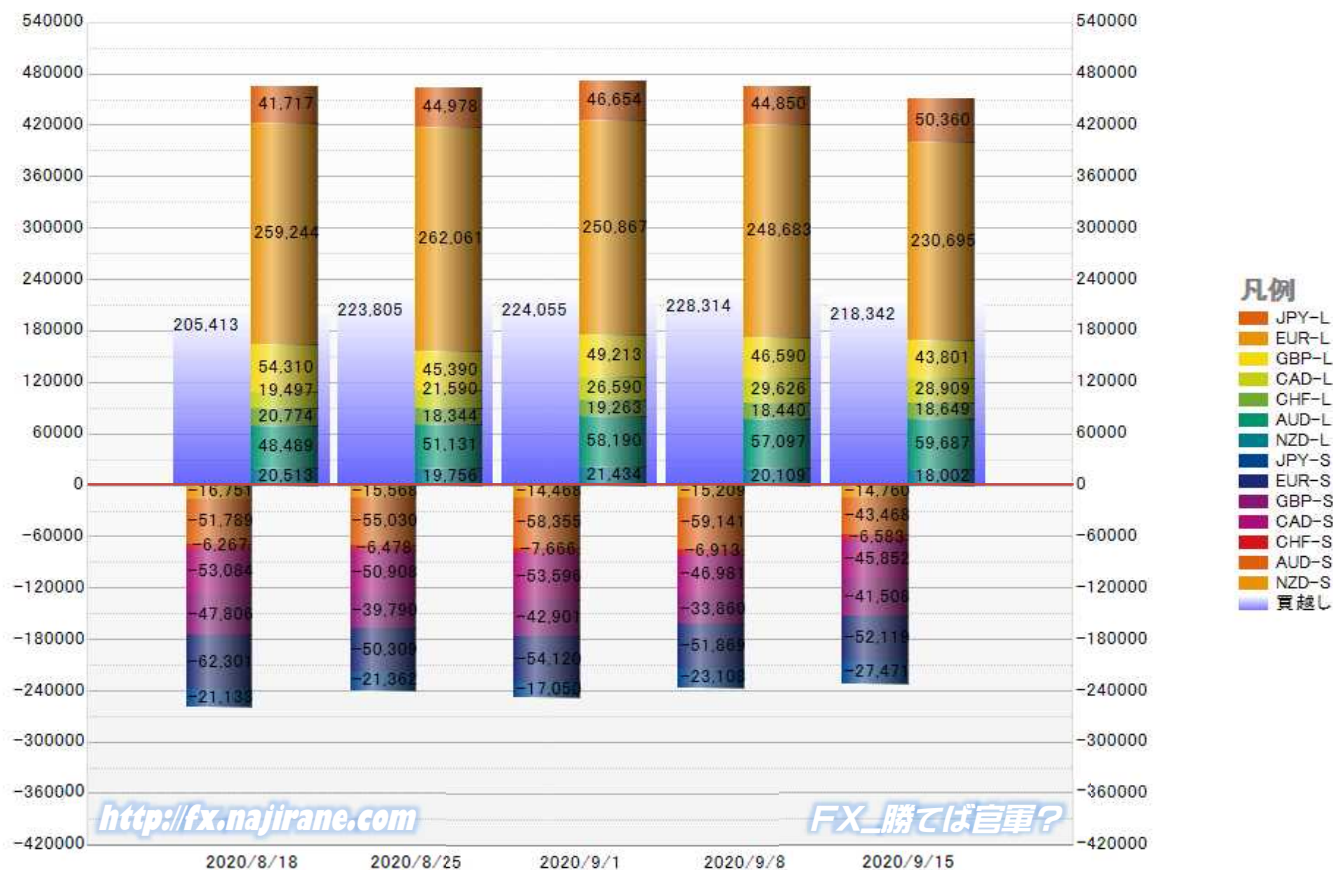
Report_Date	Non Commercial Positions										火曜日 引け値	金曜日 引け値		
	Long	増減		Short	増減		売り越し	増減		売買計			増減	
2020/09/15	230695	-17988	-7.2%	52119	250	0.5%	-178576	-18238	-9.3%	282814	-17738	-5.9%	1.1849	1.1849
2020/09/08	248683	-2184	-0.9%	51869	-2251	-4.2%	-196814	67	0.0%	300552	-4435	-1.5%	1.1774	1.1841
2020/09/01	250867	-11194	-4.3%	54120	3811	7.6%	-196747	-15005	-7.1%	304987	-7383	-2.4%	1.1917	1.1842
2020/08/25	262061	2817	1.1%	50309	-11992	-19.2%	-211752	14809	7.5%	312370	-9175	-2.9%	1.1834	1.1899
2020/08/18	259244	-6834	-2.6%	62301	-4026	-6.1%	-196943	-2808	-1.4%	321545	-10860	-3.3%	1.1932	1.1795
2020/08/11	266078	3969	1.5%	66327	-15134	-18.6%	-199751	19103	10.6%	332405	-11165	-3.2%	1.1743	1.1837
2020/08/04	262109	19982	8.3%	81461	-3107	-3.7%	-180648	23089	14.7%	343570	16875	5.2%	1.1797	1.1787
2020/07/28	242127	37942	18.6%	84568	5430	6.9%	-157559	32512	26.0%	326695	43372	15.3%	1.1721	1.1782
2020/07/21	204185	9933	5.1%	79138	-4202	-5.0%	-125047	14135	12.7%	283323	5731	2.1%	1.1533	1.1642
2020/07/14	194252	9093	4.9%	83340	1778	2.2%	-110912	7315	7.1%	277592	10871	4.1%	1.1402	1.1437
2020/07/07	185159	4772	2.6%	81562	130	0.2%	-103597	4642	4.7%	266721	4902	1.9%	1.1274	1.1300
2020/06/30	180387	-10429	-5.5%	81432	9064	12.5%	-98955	-19493	-16.5%	261819	-1365	-0.5%	1.1232	1.1245
2020/06/23	190816	3696	2.0%	72368	2380	3.4%	-118448	1316	1.1%	263184	6076	2.4%	1.1309	1.1228
2020/06/16	187120	2451	1.3%	69988	-19032	-21.4%	-117132	21483	22.5%	257108	-16581	-6.1%	1.1262	1.1187
2020/06/09	184669	10257	5.9%	89020	-4152	-4.5%	-95649	14409	17.7%	273689	6105	2.3%	1.1338	1.1255
2020/06/02	174412	-622	-0.4%	93172	-6640	-6.7%	-81240	6018	8.0%	267584	-7262	-2.6%	1.1170	1.1290
2020/05/26	175034	7278	4.3%	99812	4618	4.9%	-75222	2660	3.7%	274846	11896	4.5%	1.0977	1.1102
2020/05/19	167756	-4224	-2.5%	95194	1354	1.4%	-72562	-5578	-7.1%	262950	-2870	-1.1%	1.0921	1.0903
2020/05/12	171980	2708	1.6%	93840	867	0.9%	-78140	1841	2.4%	265820	3575	1.4%	1.0847	1.0818
2020/05/05	169272	2008	1.2%	92973	5390	6.2%	-76299	-3382	-4.2%	262245	7398	2.9%	1.0842	1.0836
2020/04/28	167264	-3114	-1.8%	87583	4423	5.3%	-79681	-7537	-8.6%	254847	1309	0.5%	1.0822	1.0980
2020/04/21	170378	5300	3.2%	83160	4699	6.0%	-87218	601	0.7%	253538	9999	4.1%	1.0858	1.0810
2020/04/14	165078	3893	2.4%	78461	-3100	-3.8%	-86617	6993	8.8%	243539	793	0.3%	1.0981	1.0868
2020/04/07	161185	6138	4.0%	81561	761	0.9%	-79624	5377	7.2%	242746	6899	2.9%	1.0891	1.0940
2020/03/31	155047	2687	1.8%	80800	-10270	-11.3%	-74247	12957	21.1%	235847	-7583	-3.1%	1.1030	1.0811
2020/03/24	152360			91070			-61290			243430			1.0812	1.1141

EURO FX - CHICAGO MERCANTILE EXCHANGE
FUTURES ONLY POSITIONS



	2020/08/18			2020/08/25			2020/09/01			2020/09/08			2020/09/15		
	Long	Short	売り越し	Long	Short	売り越し	Long	Short	売り越し	Long	Short	売り越し	Long	Short	売り越し
JPY	41717	21133	-20584	44978	21362	-23616	46654	17050	-29604	44850	23108	-21742	50360	27471	-22889
	前週比 枚数増減 (枚)			3261	229	3032	1676	-4312	5988	-1804	6058	-7862	5510	4363	1147
	前週比 枚数増減 (%)			7.8%	1.1%	14.7%	3.7%	-20.2%	25.4%	-3.9%	35.5%	-26.6%	12.3%	18.9%	5.3%
EUR	259244	62301	-196943	262061	50309	-211752	250867	54120	-196747	248683	51869	-196814	230695	52119	-178576
	前週比 枚数増減 (枚)			2817	-11992	14809	-11194	3811	-15005	-2184	-2251	67	-17988	250	-18238
	前週比 枚数増減 (%)			1.1%	-19.2%	7.5%	-4.3%	7.6%	-7.1%	-0.9%	-4.2%	0.0%	-7.2%	0.5%	-9.3%
GBP	54310	47806	-6504	45390	39790	-5600	49213	42901	-6312	46590	33860	-12730	43801	41508	-2293
	前週比 枚数増減 (枚)			-8920	-8016	-904	3823	3111	712	-2623	-9041	6418	-2789	7648	-10437
	前週比 枚数増減 (%)			-16.4%	-16.8%	-13.9%	8.4%	7.8%	12.7%	-5.3%	-21.1%	101.7%	-6.0%	22.6%	-82.0%
AUD	48489	51789	3300	51131	55030	3899	58190	58355	165	57097	59141	2044	59687	43468	-16219
	前週比 枚数増減 (枚)			2642	3241	599	7059	3325	-3734	-1093	786	1879	2590	-15673	18263
	前週比 枚数増減 (%)			5.4%	6.3%	18.2%	13.8%	6.0%	-95.8%	-1.9%	1.3%	1138.8%	4.5%	-26.5%	893.5%
CAD	19497	53084	33587	21590	50908	29318	26590	53596	27006	29626	46981	17355	28909	45852	16943
	前週比 枚数増減 (枚)			2093	-2176	-4269	5000	2688	-2312	3036	-6615	-9651	-717	-1129	-412
	前週比 枚数増減 (%)			10.7%	-4.1%	-12.7%	23.2%	5.3%	-7.9%	11.4%	-12.3%	-35.7%	-2.4%	-2.4%	-2.4%
CHF	20774	6267	-14507	18344	6478	-11866	19263	7666	-11597	18440	6913	-11527	18649	6583	-12066
	前週比 枚数増減 (枚)			-2430	211	-2641	919	1188	-269	-823	-753	-70	209	-330	539
	前週比 枚数増減 (%)			-11.7%	3.4%	-18.2%	5.0%	18.3%	-2.3%	-4.3%	-9.8%	-0.6%	1.1%	-4.8%	4.7%
NZD	20513	16751	-3762	19756	15568	-4188	21434	14468	-6966	20109	15209	-4900	18002	14760	-3242
	前週比 枚数増減 (枚)			-757	-1183	426	1678	-1100	2778	-1325	741	-2066	-2107	-449	-1658
	前週比 枚数増減 (%)			-3.7%	-7.1%	11.3%	8.5%	-7.1%	66.3%	-6.2%	5.1%	-29.7%	-10.5%	-3.0%	-33.8%
MXN	42450	38112	-4338	42397	38535	-3862	45309	39340	-5969	53190	44817	-8373	56478	30007	-26471
	前週比 枚数増減 (枚)			-53	423	-476	2912	805	2107	7881	5477	2404	3288	-14810	18098
	前週比 枚数増減 (%)			-0.1%	1.1%	-11.0%	6.9%	2.1%	54.6%	17.4%	13.9%	40.3%	6.2%	-33.0%	216.1%
Total All 8	506994	297243	-209751	505647	277980	-227667	517520	287496	-230024	518585	281898	-236687	506581	261768	-244813
	前週比 枚数増減 (枚)			-1347	-19263	17916	11873	9516	2357	1065	-5598	6663	-12004	-20130	8126
	前週比 枚数増減 (%)			-0.3%	-6.5%	8.5%	2.3%	3.4%	1.0%	0.2%	-1.9%	2.9%	-2.3%	-7.1%	3.4%
Total 7 (MXN除)	464544	259131	-205413	463250	239445	-223805	472211	248156	-224055	465395	237081	-228314	450103	231761	-218342
	前週比 枚数増減 (枚)			-1294	-19686	18392	8961	8711	250	-6816	-11075	4259	-15292	-5320	-9972
	前週比 枚数増減 (%)			-0.3%	-7.6%	9.0%	1.9%	3.6%	0.1%	-1.4%	-4.5%	1.9%	-3.3%	-2.2%	-4.4%

直近5週 CFTC IMM主要7通貨の構成



<http://fx.najirane.com>

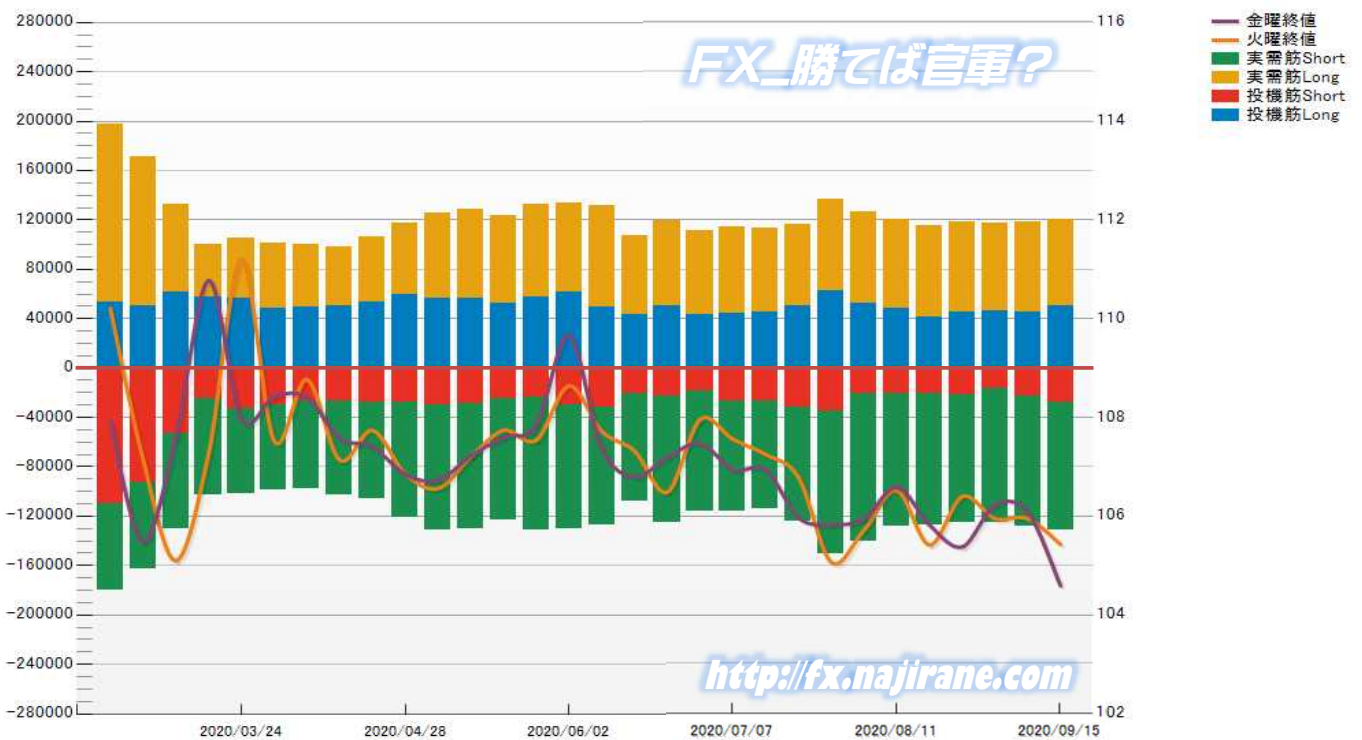
FXで勝てば官軍?

**JAPANESE YEN - CHICAGO MERCANTILE EXCHANGE
FUTURES ONLY POSITIONS**

Code-097741
2020/09/18 公表値

Date	投機筋集計				実需筋集計				投機筋+実需筋合計				ドル円終値	
	円買い	円売り	売り越し	売買計	円買い	円売り	売り越し	売買計	円買い	円売り	売り越し	売買計	火曜締め	金曜締め
2020/09/15	50360	27471	-22889	77831	69658	104286	34628	173944	120018	131757	11739	251775	105.43	104.59
2020/09/08	44850	23108	-21742	67958	73161	105346	32185	178507	118011	128454	10443	246465	105.95	106.08
2020/09/01	46654	17050	-29604	63704	70342	108353	38011	178695	116996	125403	8407	242399	105.95	106.23
2020/08/25	44978	21362	-23616	66340	73477	103640	30163	177117	118455	125002	6547	243457	106.40	105.38
2020/08/18	41717	21133	-20584	62850	73149	105667	32518	178816	114866	126800	11934	241666	105.42	105.82
2020/08/11	48158	21142	-27016	69300	72712	107449	34737	180161	120870	128591	7721	249461	106.52	106.59
2020/08/04	52073	20644	-31429	72717	74165	120290	46125	194455	126238	140934	14696	267172	105.72	105.95
2020/07/28	62924	34417	-28507	97341	73649	115708	42059	189357	136573	150125	13552	286698	105.07	105.83
2020/07/21	50854	31547	-19307	82401	65447	92194	26747	157641	116301	123741	7440	240042	106.79	105.97
2020/07/14	45111	26785	-18326	71896	67691	87431	19740	155122	112802	114216	1414	227018	107.25	106.94
2020/07/07	44043	27231	-16812	71274	70580	88421	17841	159001	114623	115652	1029	230275	107.56	106.94
2020/06/30	42755	18894	-23861	61649	68918	97342	28424	166260	111673	116236	4563	227909	107.96	107.48
2020/06/23	50490	23032	-27458	73522	68487	102372	33885	170859	118977	125404	6427	244381	106.49	107.19
2020/06/16	43126	21016	-22110	64142	64304	86449	22145	150753	107430	107465	35	214895	107.32	106.80
2020/06/09	48862	31400	-17462	80262	82366	95668	13302	178034	131228	127068	-4160	258296	107.72	107.37
2020/06/02	61958	29379	-32579	91337	72106	100594	28488	172700	134064	129973	-4091	264037	108.64	109.66
2020/05/26	57873	23266	-34607	81139	74238	108460	34222	182698	132111	131726	-385	263837	107.54	107.84
2020/05/19	52038	24568	-27470	76606	71027	98736	27709	169763	123065	123304	239	246369	107.74	107.60
2020/05/12	56307	28370	-27937	84677	72360	101599	29239	173959	128667	129969	1302	258636	107.20	107.22
2020/05/05	56634	29420	-27214	86054	68783	101620	32837	170403	125417	131040	5623	256457	106.56	106.73
2020/04/28	59962	27636	-32326	87598	56947	93684	36737	150631	116909	121320	4411	238229	106.86	106.85
2020/04/21	53730	27704	-26026	81434	52383	78188	25805	130571	106113	105892	-221	212005	107.74	107.41
2020/04/14	49863	27220	-22643	77083	48656	75435	26779	124091	98519	102655	4136	201174	107.14	107.58
2020/04/07	49249	26839	-22410	76088	51300	70904	19604	122204	100549	97743	-2806	198292	108.77	108.41
2020/03/31	48444	30162	-18282	78606	53154	68221	15067	121375	101598	98383	-3215	199981	107.53	108.42
2020/03/24	56528	32665	-23863	89193	48777	69252	20475	118029	105305	101917	-3388	207222	111.20	107.97
2020/03/17	57286	24351	-32935	81637	42873	78049	35176	120922	100159	102400	2241	202559	107.26	110.77
2020/03/10	61732	53575	-8157	115307	70545	76931	6386	147476	132277	130506	-1771	262783	105.10	107.61
2020/03/03	50598	92922	42324	143520	120130	70043	-50087	190173	170728	162965	-7763	333693	107.16	105.48
2020/02/25	53855	110244	56389	164099	144064	69816	-74248	213880	197919	180060	-17859	377979	110.21	107.91

**JAPANESE YEN - CHICAGO MERCANTILE EXCHANGE
FUTURES ONLY POSITIONS Code-097741**

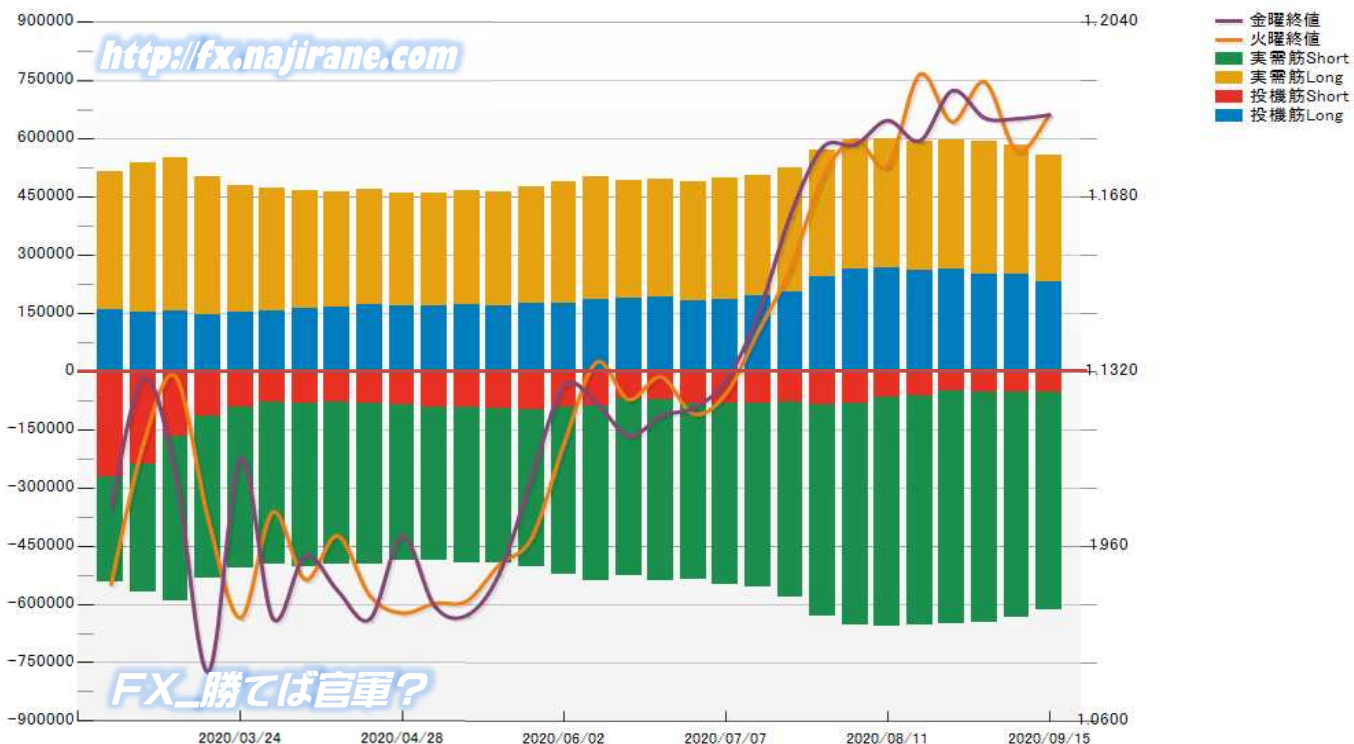


EURO FX - CHICAGO MERCANTILE EXCHANGE
FUTURES ONLY POSITIONS

Code-099741
2020/09/18 公表値

Date	投機筋集計				実需筋集計				投機筋+実需筋合計				ユーロドル終値	
	EUR買い	EUR売り	売り越し	売買計	EUR買い	EUR売り	売り越し	売買計	EUR買い	EUR売り	売り越し	売買計	火曜締め	金曜締め
2020/09/15	230695	52119	-178576	282814	326724	561883	235159	888607	557419	614002	56583	1171421	1.1849	1.1849
2020/09/08	248683	51869	-196814	300552	332939	581988	249049	914927	581622	633857	52235	1215479	1.1774	1.1841
2020/09/01	250867	54120	-196747	304987	340434	592019	251585	932453	591301	646139	54838	1237440	1.1917	1.1842
2020/08/25	262061	50309	-211752	312370	332664	600646	267982	933310	594725	650955	56230	1245680	1.1834	1.1899
2020/08/18	259244	62301	-196943	321545	332209	591573	259364	923782	591453	653874	62421	1245327	1.1932	1.1795
2020/08/11	266078	66327	-199751	332405	332842	589103	256261	921945	598920	655430	56510	1254350	1.1743	1.1837
2020/08/04	262109	81461	-180648	343570	332310	573668	241358	905978	594419	655129	60710	1249548	1.1797	1.1787
2020/07/28	242127	84568	-157559	326695	328605	546114	217509	874719	570732	630682	59950	1201414	1.1721	1.1782
2020/07/21	204185	79138	-125047	283323	320979	501647	180668	822626	525164	580785	55621	1105949	1.1533	1.1642
2020/07/14	194252	83340	-110912	277592	309455	471519	162064	780974	503707	554859	51152	1058566	1.1402	1.1437
2020/07/07	185159	81562	-103597	266721	311843	466973	155130	778816	497002	548535	51533	1045537	1.1274	1.1300
2020/06/30	180387	81432	-98955	261819	306839	453967	147128	760806	487226	535399	48173	1022625	1.1232	1.1245
2020/06/23	190816	72368	-118448	263184	305405	467945	162540	773350	496221	540313	44092	1036534	1.1309	1.1228
2020/06/16	187120	69988	-117132	257108	302800	457835	155035	760635	489920	527823	37903	1017743	1.1262	1.1187
2020/06/09	184669	89020	-95649	273689	316909	450627	133718	767536	501578	539647	38069	1041225	1.1338	1.1255
2020/06/02	174412	93172	-81240	267584	312787	429985	117198	742772	487199	523157	35958	1010356	1.1170	1.1290
2020/05/26	175034	99812	-75222	274846	298419	404675	106256	703094	473453	504487	31034	977940	1.0977	1.1102
2020/05/19	167756	95194	-72562	262950	295367	397961	102594	693328	463123	493155	30032	956278	1.0921	1.0903
2020/05/12	171980	93840	-78140	265820	294370	400827	106457	695197	466350	494667	28317	961017	1.0847	1.0818
2020/05/05	169272	92973	-76299	262245	290624	393234	102610	683858	459896	486207	26311	946103	1.0842	1.0836
2020/04/28	167264	87583	-79681	254847	291497	399179	107682	690676	458761	486762	28001	945523	1.0822	1.0980
2020/04/21	170378	83160	-87218	253538	297719	413092	115373	710811	468097	496252	28155	964349	1.0858	1.0810
2020/04/14	165078	78461	-86617	243539	296805	417530	120725	714335	461883	495991	34108	957874	1.0981	1.0868
2020/04/07	161185	81561	-79624	242746	304521	422120	117599	726641	465706	503681	37975	969387	1.0891	1.0940
2020/03/31	155047	80800	-74247	235847	315522	415776	100254	731298	470569	496576	26007	967145	1.1030	1.0811
2020/03/24	152360	91070	-61290	243430	326218	414867	88649	741085	478578	505937	27359	984515	1.0812	1.1141
2020/03/17	147133	114638	-32495	261771	352847	419664	66817	772511	499980	534302	34322	1034282	1.1016	1.0699
2020/03/10	153820	166487	12667	320307	397574	424702	27128	822276	551394	591189	39795	1142583	1.1309	1.1107
2020/03/03	151904	238607	86703	390511	385539	329833	-55706	715372	537443	568440	30997	1105883	1.1171	1.1307
2020/02/25	157587	271608	114021	429195	355329	270784	-84545	626113	512916	542392	29476	1055308	1.0881	1.1040

EURO FX - CHICAGO MERCANTILE EXCHANGE
FUTURES ONLY POSITIONS Code-099741



過去5日及び過去4週の4本値と各種ピボット

2020/09/14 ~ 2020/09/18

USD/JPY table with columns: Demark, Pivot, StopLoss, Support, Resistance, Fibonacci Zone. Includes daily OHLC data and weekly summary for 2020/08/24 ~ 2020/09/18.

EUR/JPY table with columns: Demark, Pivot, StopLoss, Support, Resistance, Fibonacci Zone. Includes daily OHLC data and weekly summary for 2020/08/24 ~ 2020/09/18.

EUR/USD table with columns: Demark, Pivot, StopLoss, Support, Resistance, Fibonacci Zone. Includes daily OHLC data and weekly summary for 2020/08/24 ~ 2020/09/18.

GBP/JPY table with columns: Demark, Pivot, StopLoss, Support, Resistance, Fibonacci Zone. Includes daily OHLC data and weekly summary for 2020/08/24 ~ 2020/09/18.

GBP/USD table with columns: Demark, Pivot, StopLoss, Support, Resistance, Fibonacci Zone. Includes daily OHLC data and weekly summary for 2020/08/24 ~ 2020/09/18.

IMM扱い8通貨/ダウ/日経/金/オイル/主要クロス円の過去5日及び過去5週の4本値

AUDUSD					CADUSD					CHFUSD				
Date	Open	High	Low	Close	Date	Open	High	Low	Close	Date	Open	High	Low	Close
2020/09/18	0.7310	0.7334	0.7283	0.7294	2020/09/18	0.7596	0.7612	0.7571	0.7576	2020/09/18	1.1009	1.1019	1.0973	1.0982
2020/09/17	0.7303	0.7316	0.7255	0.7310	2020/09/17	0.7590	0.7604	0.7549	0.7597	2020/09/17	1.0995	1.1012	1.0942	1.1008
2020/09/16	0.7301	0.7345	0.7279	0.7303	2020/09/16	0.7584	0.7617	0.7575	0.7590	2020/09/16	1.1012	1.1043	1.0976	1.0995
2020/09/15	0.7291	0.7343	0.7267	0.7301	2020/09/15	0.7589	0.7613	0.7575	0.7584	2020/09/15	1.1010	1.1048	1.1002	1.1009
2020/09/14	0.7282	0.7304	0.7265	0.7292	2020/09/14	0.7582	0.7603	0.7578	0.7589	2020/09/14	1.1002	1.1040	1.0991	1.1010

CNYUSD					EURUSD					GBPUSD				
Date	Open	High	Low	Close	Date	Open	High	Low	Close	Date	Open	High	Low	Close
2020/09/18	0.1481	0.1482	0.1480	0.1481	2020/09/18	1.1845	1.1870	1.1827	1.1849	2020/09/18	1.2971	1.3000	1.2915	1.2922
2020/09/17	0.1481	0.1481	0.1475	0.1478	2020/09/17	1.1815	1.1853	1.1738	1.1845	2020/09/17	1.2968	1.2996	1.2866	1.2973
2020/09/16	0.1475	0.1481	0.1474	0.1480	2020/09/16	1.1849	1.1882	1.1789	1.1814	2020/09/16	1.2892	1.3007	1.2876	1.2968
2020/09/15	0.1469	0.1477	0.1469	0.1476	2020/09/15	1.1867	1.1900	1.1840	1.1849	2020/09/15	1.2849	1.2926	1.2815	1.2892
2020/09/14	0.1463	0.1466	0.1463	0.1465	2020/09/14	1.1837	1.1888	1.1832	1.1867	2020/09/14	1.2796	1.2919	1.2791	1.2849

JPYUSD					MXNUSD					NZDUSD				
Date	Open	High	Low	Close	Date	Open	High	Low	Close	Date	Open	High	Low	Close
2020/09/18	0.9545	0.9590	0.9536	0.9561	2020/09/18	4.7881	4.7970	4.7333	4.7347	2020/09/18	0.6748	0.6798	0.6748	0.6763
2020/09/17	0.9529	0.9567	0.9508	0.9545	2020/09/17	4.7711	4.7955	4.7303	4.7881	2020/09/17	0.6731	0.6759	0.6675	0.6748
2020/09/16	0.9485	0.9541	0.9484	0.9528	2020/09/16	4.7289	4.7760	4.7238	4.7711	2020/09/16	0.6711	0.6759	0.6703	0.6732
2020/09/15	0.9460	0.9496	0.9451	0.9485	2020/09/15	4.7429	4.7702	4.7245	4.7289	2020/09/15	0.6702	0.6737	0.6685	0.6711
2020/09/14	0.9424	0.9474	0.9419	0.9460	2020/09/14	4.7034	4.7516	4.6961	4.7429	2020/09/14	0.6665	0.6718	0.6664	0.6702

Nikkei 225 - Japan (NIX)						
Date	Open	High	Low	Close	(ドル建て終値)	出来高
2020/09/18	23321.19	23398.46	23290.27	23360.30	223.34	0
2020/09/17	23416.62	23446.39	23274.31	23319.37	222.58	610983200
2020/09/16	23425.23	23506.45	23398.44	23475.53	223.68	630213900
2020/09/15	23438.83	23477.86	23351.61	23454.89	222.47	617626300
2020/09/14	23431.16	23582.21	23430.19	23559.30	222.86	654361500
週4本値	23431.16	23582.21	23274.31	23360.30	223.34	(N225銘柄計) (東証一部全体計)

XAUUSD					
Date	Open	High	Low	Close	出来高
2020/09/18	1942.64	1960.09	1942.64	1950.94	
2020/09/17	1959.45	1961.05	1933.21	1944.00	
2020/09/16	1953.74	1973.59	1950.03	1959.84	
2020/09/15	1957.67	1972.14	1948.58	1954.05	
2020/09/14	1940.06	1962.51	1937.62	1956.39	
週4本値	1940.06	1973.59	1933.21	1950.94	

Dow Jones Industrial - USA (DJIA)					
Date	Open	High	Low	Close	出来高
2020/09/18	27864.87	27946.69	27487.97	27657.42	703887160
2020/09/17	27834.18	28056.79	27647.93	27901.98	437230000
2020/09/16	28031.69	28364.77	28021.67	28032.38	416650000
2020/09/15	28139.76	28231.06	27931.45	27995.60	414520000
2020/09/14	27718.74	28086.06	27718.74	27993.33	380750000
週4本値	27718.74	28364.77	27487.97	27657.42	

Historical Data by

 Arrangement by


Crude Light Oil					
Date	Open	High	Low	Close	出来高
2020/09/18	40.95	41.49	40.31	40.97	
2020/09/17	40.19	41.22	39.42	40.97	928656
2020/09/16	38.35	40.34	38.35	40.16	1189930
2020/09/15	37.28	38.57	37.06	38.28	956327
2020/09/14	37.32	37.68	36.82	37.26	845710
週4本値	37.32	41.49	36.82	40.97	

USDJPY					EURJPY					GBPJPY				
日付	始値	高値	安値	終値	日付	始値	高値	安値	終値	日付	始値	高値	安値	終値
2020/09/18	104.77	104.87	104.27	104.59	2020/09/18	124.10	124.30	123.43	123.93	2020/09/18	135.91	136.15	134.96	135.15
2020/09/17	104.95	105.17	104.53	104.77	2020/09/17	124.00	124.16	123.32	124.10	2020/09/17	136.09	136.22	134.58	135.91
2020/09/16	105.43	105.44	104.81	104.95	2020/09/16	124.91	125.01	123.84	124.00	2020/09/16	135.92	136.46	135.56	136.10
2020/09/15	105.71	105.82	105.30	105.43	2020/09/15	125.45	125.77	124.76	124.92	2020/09/15	135.83	136.44	135.43	135.92
2020/09/14	106.11	106.17	105.55	105.71	2020/09/14	125.61	125.90	125.29	125.45	2020/09/14	135.78	136.59	135.72	135.83

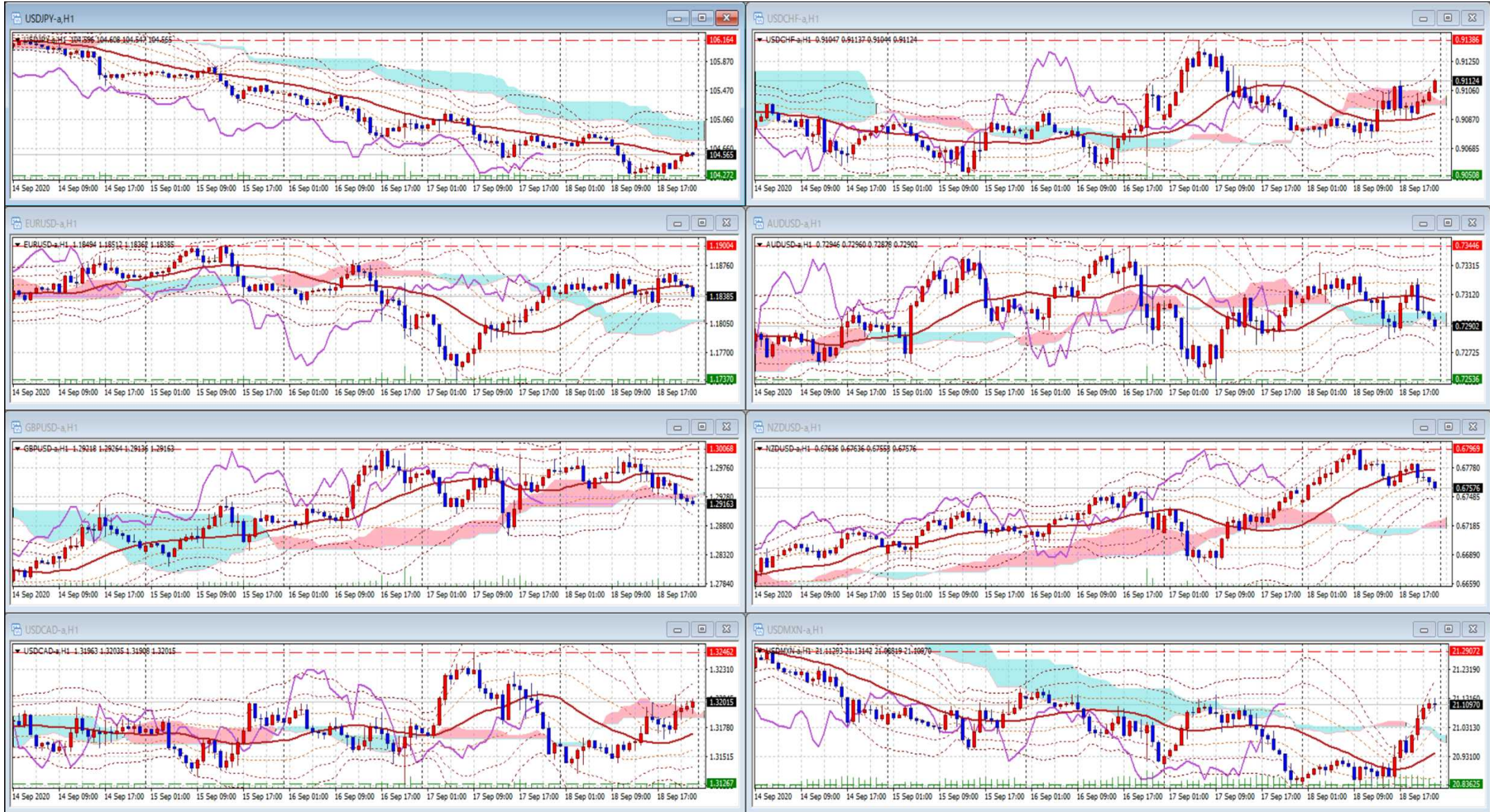
USDJPY Weekly					EURJPY Weekly					GBPJPY Weekly				
日付	始値	高値	安値	終値	日付	始値	高値	安値	終値	日付	始値	高値	安値	終値
2020/09/18	106.11	106.17	104.27	104.59	2020/09/18	125.61	125.90	123.32	123.93	2020/09/18	135.78	136.59	134.58	135.15
2020/09/11	106.25	106.39	105.80	106.08	2020/09/11	125.81	126.46	124.44	125.61	2020/09/11	140.82	141.00	135.58	135.76
2020/09/04	105.44	106.55	105.30	106.23	2020/09/04	125.56	127.08	125.29	125.80	2020/09/04	140.77	142.72	140.13	141.07
2020/08/28	105.76	106.95	105.20	105.38	2020/08/28	124.75	126.76	124.70	125.38	2020/08/28	138.43	141.62	138.30	140.66
2020/08/21	106.62	106.66	105.10	105.82	2020/08/21	126.28	126.46	124.45	124.82	2020/08/21	139.70	139.96	138.26	138.51

先週のIMM取り扱い対ドル8通貨チャート

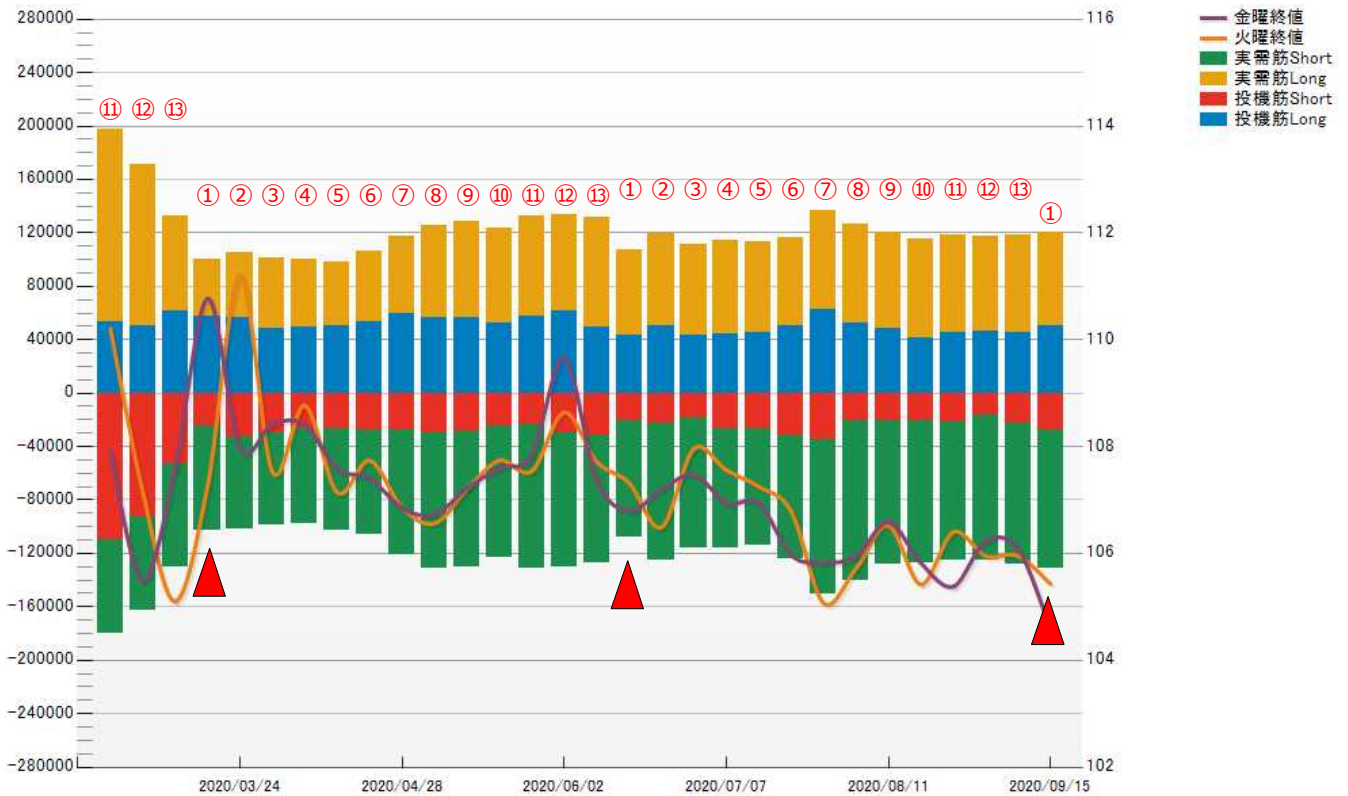
※ 赤点線は週最高値/青天線は週最低値、BB中心線はSMA21

2020/09/14 ~ 2020/09/18

Chart by OANDA Japan MetaTrader4



JAPANESE YEN - CHICAGO MERCANTILE EXCHANGE
FUTURES ONLY POSITIONS Code-097741



EURO FX - CHICAGO MERCANTILE EXCHANGE
FUTURES ONLY POSITIONS Code-099741

