

JAPANESE YEN - CHICAGO MERCANTILE EXCHANGE

Code-097741

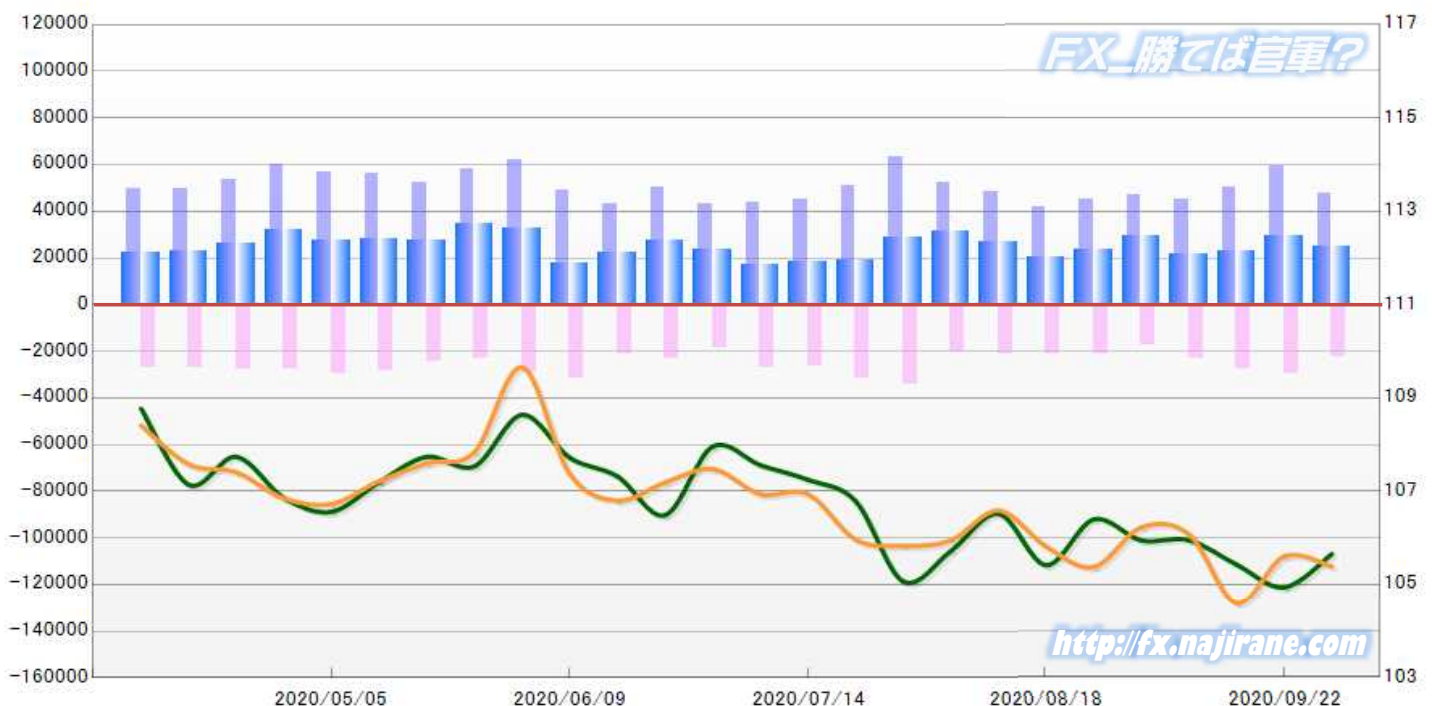
2020/04/07 ~ 2020/09/29

2020/10/02 NYクローズ時公表値

Report_Date	Non Commercial Positions												火曜日 引け値	金曜日 引け値
	Long	増減	増減(%)	Short	増減	増減(%)	売り越し	増減	増減(%)	売買計	増減	増減(%)		
2020/09/29	47535	-11498	-19.5%	22746	-6706	-22.8%	-24789	-4792	-16.2%	70281	-18204	-20.6%	105.66	105.39
2020/09/22	59033	8673	17.2%	29452	1981	7.2%	-29581	6692	29.2%	88485	10654	13.7%	104.94	105.61
2020/09/15	50360	5510	12.3%	27471	4363	18.9%	-22889	1147	5.3%	77831	9873	14.5%	105.43	104.59
2020/09/08	44850	-1804	-3.9%	23108	6058	35.5%	-21742	-7862	-26.6%	67958	4254	6.7%	105.95	106.08
2020/09/01	46654	1676	3.7%	17050	-4312	-20.2%	-29604	5988	25.4%	63704	-2636	-4.0%	105.95	106.23
2020/08/25	44978	3261	7.8%	21362	229	1.1%	-23616	3032	14.7%	66340	3490	5.6%	106.40	105.38
2020/08/18	41717	-6441	-13.4%	21133	-9	0.0%	-20584	-6432	-23.8%	62850	-6450	-9.3%	105.42	105.82
2020/08/11	48158	-3915	-7.5%	21142	498	2.4%	-27016	-4413	-14.0%	69300	-3417	-4.7%	106.52	106.59
2020/08/04	52073	-10851	-17.2%	20644	-13773	-40.0%	-31429	2922	10.3%	72717	-24624	-25.3%	105.72	105.95
2020/07/28	62924	12070	23.7%	34417	2870	9.1%	-28507	9200	47.7%	97341	14940	18.1%	105.07	105.83
2020/07/21	50854	5743	12.7%	31547	4762	17.8%	-19307	981	5.4%	82401	10505	14.6%	106.79	105.97
2020/07/14	45111	1068	2.4%	26785	-446	-1.6%	-18326	1514	9.0%	71896	622	0.9%	107.25	106.94
2020/07/07	44043	1288	3.0%	27231	8337	44.1%	-16812	-7049	-29.5%	71274	9625	15.6%	107.56	106.94
2020/06/30	42755	-7735	-15.3%	18894	-4138	-18.0%	-23861	-3597	-13.1%	61649	-11873	-16.1%	107.96	107.48
2020/06/23	50490	7364	17.1%	23032	2016	9.6%	-27458	5348	24.2%	73522	9380	14.6%	106.49	107.19
2020/06/16	43126	-5736	-11.7%	21016	-10384	-33.1%	-22110	4648	26.6%	64142	-16120	-20.1%	107.32	106.80
2020/06/09	48862	-13096	-21.1%	31400	2021	6.9%	-17462	-15117	-46.4%	80262	-11075	-12.1%	107.72	107.37
2020/06/02	61958	4085	7.1%	29379	6113	26.3%	-32579	-2028	-5.9%	91337	10198	12.6%	108.64	109.66
2020/05/26	57873	5835	11.2%	23266	-1302	-5.3%	-34607	7137	26.0%	81139	4533	5.9%	107.54	107.84
2020/05/19	52038	-4269	-7.6%	24568	-3802	-13.4%	-27470	-467	-1.7%	76606	-8071	-9.5%	107.74	107.60
2020/05/12	56307	-327	-0.6%	28370	-1050	-3.6%	-27937	723	2.7%	84677	-1377	-1.6%	107.20	107.22
2020/05/05	56634	-3328	-5.6%	29420	1784	6.5%	-27214	-5112	-15.8%	86054	-1544	-1.8%	106.56	106.73
2020/04/28	59962	6232	11.6%	27636	-68	-0.2%	-32326	6300	24.2%	87598	6164	7.6%	106.86	106.85
2020/04/21	53730	3867	7.8%	27704	484	1.8%	-26026	3383	14.9%	81434	4351	5.6%	107.74	107.41
2020/04/14	49863	614	1.2%	27220	381	1.4%	-22643	233	1.0%	77083	995	1.3%	107.14	107.58
2020/04/07	49249			26839			-22410			76088			108.77	108.41

JAPANESE YEN - CHICAGO MERCANTILE EXCHANGE
FUTURES ONLY POSITIONS

— 金曜終値 — 火曜終値 — Short枚数 — Long枚数 ■ 売り越し or 買い越し枚数



EURO FX - CHICAGO MERCANTILE EXCHANGE

Code-099741

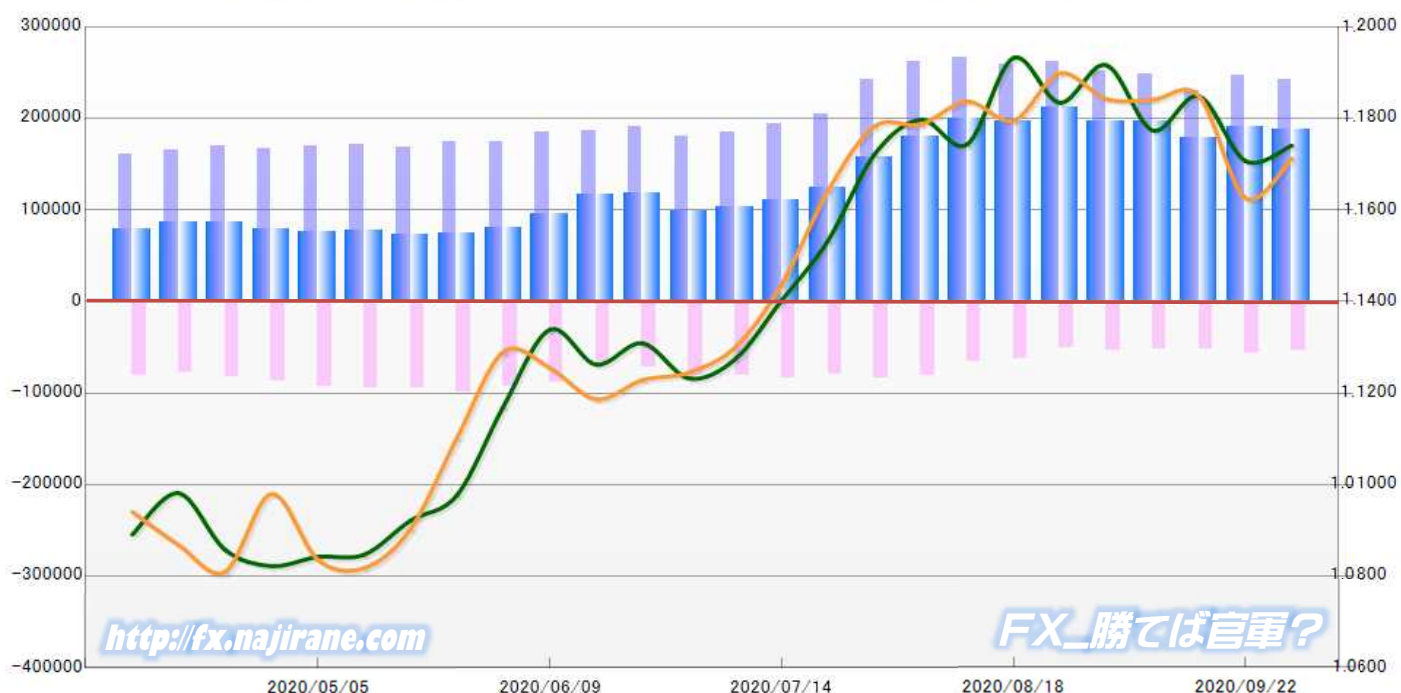
2020/04/07 ~ 2020/09/29

2020/10/02 NYクローズ時公表値

Report_Date	Non Commercial Positions												火曜日 引け値	金曜日 引け値
	Long	増減		Short	増減		売り越し	増減		売買計	増減			
2020/09/29	241967	-5082	-2.1%	53851	-2376	-4.2%	-188116	-2706	-1.4%	295818	-7458	-2.5%	1.1741	1.1712
2020/09/22	247049	16354	7.1%	56227	4108	7.9%	-190822	12246	6.9%	303276	20462	7.2%	1.1707	1.1626
2020/09/15	230695	-17988	-7.2%	52119	250	0.5%	-178576	-18238	-9.3%	282814	-17738	-5.9%	1.1849	1.1849
2020/09/08	248683	-2184	-0.9%	51869	-2251	-4.2%	-196814	67	0.0%	300552	-4435	-1.5%	1.1774	1.1841
2020/09/01	250867	-11194	-4.3%	54120	3811	7.6%	-196747	-15005	-7.1%	304987	-7383	-2.4%	1.1917	1.1842
2020/08/25	262061	2817	1.1%	50309	-11992	-19.2%	-211752	14809	7.5%	312370	-9175	-2.9%	1.1834	1.1899
2020/08/18	259244	-6834	-2.6%	62301	-4026	-6.1%	-196943	-2808	-1.4%	321545	-10860	-3.3%	1.1932	1.1795
2020/08/11	266078	3969	1.5%	66327	-15134	-18.6%	-199751	19103	10.6%	332405	-11165	-3.2%	1.1743	1.1837
2020/08/04	262109	19982	8.3%	81461	-3107	-3.7%	-180648	23089	14.7%	343570	16875	5.2%	1.1797	1.1787
2020/07/28	242127	37942	18.6%	84568	5430	6.9%	-157559	32512	26.0%	326695	43372	15.3%	1.1721	1.1782
2020/07/21	204185	9933	5.1%	79138	-4202	-5.0%	-125047	14135	12.7%	283323	5731	2.1%	1.1533	1.1642
2020/07/14	194252	9093	4.9%	83340	1778	2.2%	-110912	7315	7.1%	277592	10871	4.1%	1.1402	1.1437
2020/07/07	185159	4772	2.6%	81562	130	0.2%	-103597	4642	4.7%	266721	4902	1.9%	1.1274	1.1300
2020/06/30	180387	-10429	-5.5%	81432	9064	12.5%	-98955	-19493	-16.5%	261819	-1365	-0.5%	1.1232	1.1245
2020/06/23	190816	3696	2.0%	72368	2380	3.4%	-118448	1316	1.1%	263184	6076	2.4%	1.1309	1.1228
2020/06/16	187120	2451	1.3%	69988	-19032	-21.4%	-117132	21483	22.5%	257108	-16581	-6.1%	1.1262	1.1187
2020/06/09	184669	10257	5.9%	89020	-4152	-4.5%	-95649	14409	17.7%	273689	6105	2.3%	1.1338	1.1255
2020/06/02	174412	-622	-0.4%	93172	-6640	-6.7%	-81240	6018	8.0%	267584	-7262	-2.6%	1.1170	1.1290
2020/05/26	175034	7278	4.3%	99812	4618	4.9%	-75222	2660	3.7%	274846	11896	4.5%	1.0977	1.1102
2020/05/19	167756	-4224	-2.5%	95194	1354	1.4%	-72562	-5578	-7.1%	262950	-2870	-1.1%	1.0921	1.0903
2020/05/12	171980	2708	1.6%	93840	867	0.9%	-78140	1841	2.4%	265820	3575	1.4%	1.0847	1.0818
2020/05/05	169272	2008	1.2%	92973	5390	6.2%	-76299	-3382	-4.2%	262245	7398	2.9%	1.0842	1.0836
2020/04/28	167264	-3114	-1.8%	87583	4423	5.3%	-79681	-7537	-8.6%	254847	1309	0.5%	1.0822	1.0980
2020/04/21	170378	5300	3.2%	83160	4699	6.0%	-87218	601	0.7%	253538	9999	4.1%	1.0858	1.0810
2020/04/14	165078	3893	2.4%	78461	-3100	-3.8%	-86617	6993	8.8%	243539	793	0.3%	1.0981	1.0868
2020/04/07	161185			81561			-79624			242746			1.0891	1.0940

**EURO FX - CHICAGO MERCANTILE EXCHANGE
FUTURES ONLY POSITIONS**

— 金曜締め最終値 — 火曜締め最終値 — Short枚数 — Long枚数 — 売り越し or 買い越し枚数

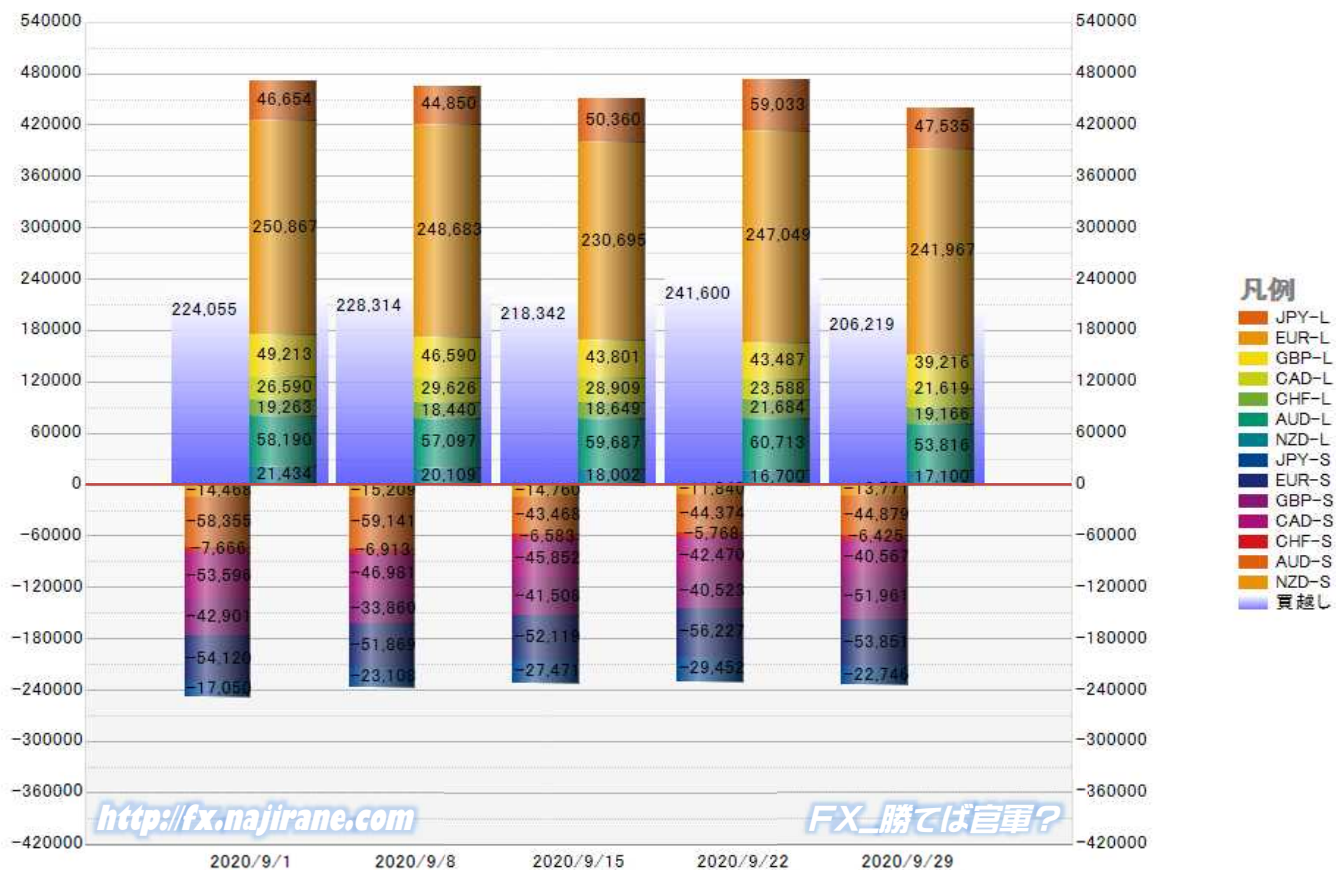


<http://fx.najirane.com>

FX_勝てば官軍?

	2020/09/01			2020/09/08			2020/09/15			2020/09/22			2020/09/29		
	Long	Short	売り越し	Long	Short	売り越し	Long	Short	売り越し	Long	Short	売り越し	Long	Short	売り越し
JPY	46654	17050	-29604	44850	23108	-21742	50360	27471	-22889	59033	29452	-29581	47535	22746	-24789
	前週比 枚数増減(枚)			-1804	6058	-7862	5510	4363	1147	8673	1981	6692	-11498	-6706	-4792
	前週比 枚数増減(%)			-3.9%	35.5%	-26.6%	12.3%	18.9%	5.3%	17.2%	7.2%	29.2%	-19.5%	-22.8%	-16.2%
EUR	250867	54120	-196747	248683	51869	-196814	230695	52119	-178576	247049	56227	-190822	241967	53851	-188116
	前週比 枚数増減(枚)			-2184	-2251	67	-17988	250	-18238	16354	4108	12246	-5082	-2376	-2706
	前週比 枚数増減(%)			-0.9%	-4.2%	0.0%	-7.2%	0.5%	-9.3%	7.1%	7.9%	6.9%	-2.1%	-4.2%	-1.4%
GBP	49213	42901	-6312	46590	33860	-12730	43801	41508	-2293	43487	40523	-2964	39216	51961	12745
	前週比 枚数増減(枚)			-2623	-9041	6418	-2789	7648	-10437	-314	-985	671	-4271	11438	15709
	前週比 枚数増減(%)			-5.3%	-21.1%	101.7%	-6.0%	22.6%	-82.0%	-0.7%	-2.4%	29.3%	-9.8%	28.2%	530.0%
AUD	58190	58355	165	57097	59141	2044	59687	43468	-16219	60713	44374	-16339	53816	44879	-8937
	前週比 枚数増減(枚)			-1093	786	1879	2590	-15673	18263	1026	906	120	-6897	505	-7402
	前週比 枚数増減(%)			-1.9%	1.3%	1138.8%	4.5%	-26.5%	893.5%	1.7%	2.1%	0.7%	-11.4%	1.1%	-45.3%
CAD	26590	53596	27006	29626	46981	17355	28909	45852	16943	23588	42470	18882	21619	40567	18948
	前週比 枚数増減(枚)			3036	-6615	-9651	-717	-1129	-412	-5321	-3382	1939	-1969	-1903	66
	前週比 枚数増減(%)			11.4%	-12.3%	-35.7%	-2.4%	-2.4%	-2.4%	-18.4%	-7.4%	11.4%	-8.3%	-4.5%	0.3%
CHF	19263	7666	-11597	18440	6913	-11527	18649	6583	-12066	21684	5768	-15916	19166	6425	-12741
	前週比 枚数増減(枚)			-823	-753	-70	209	-330	539	3035	-815	3850	-2518	657	-3175
	前週比 枚数増減(%)			-4.3%	-9.8%	-0.6%	1.1%	-4.8%	4.7%	16.3%	-12.4%	31.9%	-11.6%	11.4%	-19.9%
NZD	21434	14468	-6966	20109	15209	-4900	18002	14760	-3242	16700	11840	-4860	17100	13771	-3329
	前週比 枚数増減(枚)			-1325	741	-2066	-2107	-449	-1658	-1302	-2920	1618	400	1931	-1531
	前週比 枚数増減(%)			-6.2%	5.1%	-29.7%	-10.5%	-3.0%	-33.8%	-7.2%	-19.8%	49.9%	2.4%	16.3%	-31.5%
MXN	45309	39340	-5969	53190	44817	-8373	56478	30007	-26471	59484	32834	-26650	43334	30698	-12636
	前週比 枚数増減(枚)			7881	5477	2404	3288	-14810	18098	3006	2827	179	-16150	-2136	-14014
	前週比 枚数増減(%)			17.4%	13.9%	40.3%	6.2%	-33.0%	216.1%	5.3%	9.4%	0.7%	-27.2%	-6.5%	-52.6%
Total All 8	517520	287496	-230024	518585	281898	-236687	506581	261768	-244813	531738	263488	-268250	483753	264898	-218855
	前週比 枚数増減(枚)			1065	-5598	6663	-12004	-20130	8126	25157	1720	23437	-47985	1410	-49395
	前週比 枚数増減(%)			0.2%	-1.9%	2.9%	-2.3%	-7.1%	3.4%	5.0%	0.7%	9.6%	-9.0%	0.5%	-18.4%
Total 7 (MXN除)	472211	248156	-224055	465395	237081	-228314	450103	231761	-218342	472254	230654	-241600	440419	234200	-206219
	前週比 枚数増減(枚)			-6816	-11075	4259	-15292	-5320	-9972	22151	-1107	23258	-31835	3546	-35381
	前週比 枚数増減(%)			-1.4%	-4.5%	1.9%	-3.3%	-2.2%	-4.4%	4.9%	-0.5%	10.7%	-6.7%	1.5%	-14.6%

直近5週 CFTC IMM主要7通貨の構成

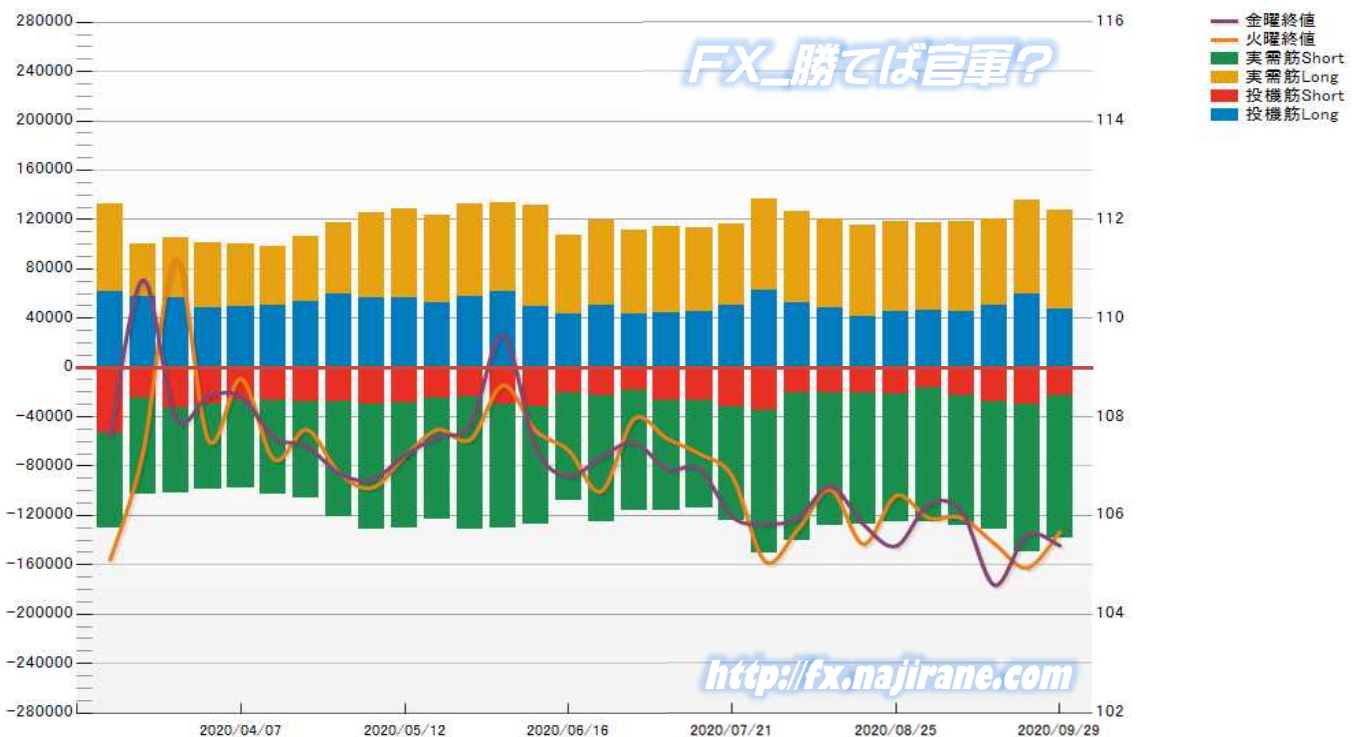


JAPANESE YEN - CHICAGO MERCANTILE EXCHANGE
FUTURES ONLY POSITIONS

Code-097741
2020/10/02 公表値

Date	投機筋集計				実需筋集計				投機筋+実需筋合計				ドル円終値	
	円買い	円売り	売り越し	売買計	円買い	円売り	売り越し	売買計	円買い	円売り	売り越し	売買計	火曜締め	金曜締め
2020/09/29	47535	22746	-24789	70281	79984	116054	36070	196038	127519	138800	11281	266319	105.66	105.39
2020/09/22	59033	29452	-29581	88485	76239	119883	43644	196122	135272	149335	14063	284607	104.94	105.61
2020/09/15	50360	27471	-22889	77831	69658	104286	34628	173944	120018	131757	11739	251775	105.43	104.59
2020/09/08	44850	23108	-21742	67958	73161	105346	32185	178507	118011	128454	10443	246465	105.95	106.08
2020/09/01	46654	17050	-29604	63704	70342	108353	38011	178695	116996	125403	8407	242399	105.95	106.23
2020/08/25	44978	21362	-23616	66340	73477	103640	30163	177117	118455	125002	6547	243457	106.40	105.38
2020/08/18	41717	21133	-20584	62850	73149	105667	32518	178816	114866	126800	11934	241666	105.42	105.82
2020/08/11	48158	21142	-27016	69300	72712	107449	34737	180161	120870	128591	7721	249461	106.52	106.59
2020/08/04	52073	20644	-31429	72717	74165	120290	46125	194455	126238	140934	14696	267172	105.72	105.95
2020/07/28	62924	34417	-28507	97341	73649	115708	42059	189357	136573	150125	13552	286698	105.07	105.83
2020/07/21	50854	31547	-19307	82401	65447	92194	26747	157641	116301	123741	7440	240042	106.79	105.97
2020/07/14	45111	26785	-18326	71896	67691	87431	19740	155122	112802	114216	1414	227018	107.25	106.94
2020/07/07	44043	27231	-16812	71274	70580	88421	17841	159001	114623	115652	1029	230275	107.56	106.94
2020/06/30	42755	18894	-23861	61649	68918	97342	28424	166260	111673	116236	4563	227909	107.96	107.48
2020/06/23	50490	23032	-27458	73522	68487	102372	33885	170859	118977	125404	6427	244381	106.49	107.19
2020/06/16	43126	21016	-22110	64142	64304	86449	22145	150753	107430	107465	35	214895	107.32	106.80
2020/06/09	48862	31400	-17462	80262	82366	95668	13302	178034	131228	127068	-4160	258296	107.72	107.37
2020/06/02	61958	29379	-32579	91337	72106	100594	28488	172700	134064	129973	-4091	264037	108.64	109.66
2020/05/26	57873	23266	-34607	81139	74238	108460	34222	182698	132111	131726	-385	263837	107.54	107.84
2020/05/19	52038	24568	-27470	76606	71027	98736	27709	169763	123065	123304	239	246369	107.74	107.60
2020/05/12	56307	28370	-27937	84677	72360	101599	29239	173959	128667	129969	1302	258636	107.20	107.22
2020/05/05	56634	29420	-27214	86054	68783	101620	32837	170403	125417	131040	5623	256457	106.56	106.73
2020/04/28	59962	27636	-32326	87598	56947	93684	36737	150631	116909	121320	4411	238229	106.86	106.85
2020/04/21	53730	27704	-26026	81434	52383	78188	25805	130571	106113	105892	-221	212005	107.74	107.41
2020/04/14	49863	27220	-22643	77083	48656	75435	26779	124091	98519	102655	4136	201174	107.14	107.58
2020/04/07	49249	26839	-22410	76088	51300	70904	19604	122204	100549	97743	-2806	198292	108.77	108.41
2020/03/31	48444	30162	-18282	78606	53154	68221	15067	121375	101598	98383	-3215	199981	107.53	108.42
2020/03/24	56528	32665	-23863	89193	48777	69252	20475	118029	105305	101917	-3388	207222	111.20	107.97
2020/03/17	57286	24351	-32935	81637	42873	78049	35176	120922	100159	102400	2241	202559	107.26	110.77
2020/03/10	61732	53575	-8157	115307	70545	76931	6386	147476	132277	130506	-1771	262783	105.10	107.61

JAPANESE YEN - CHICAGO MERCANTILE EXCHANGE
FUTURES ONLY POSITIONS Code-097741



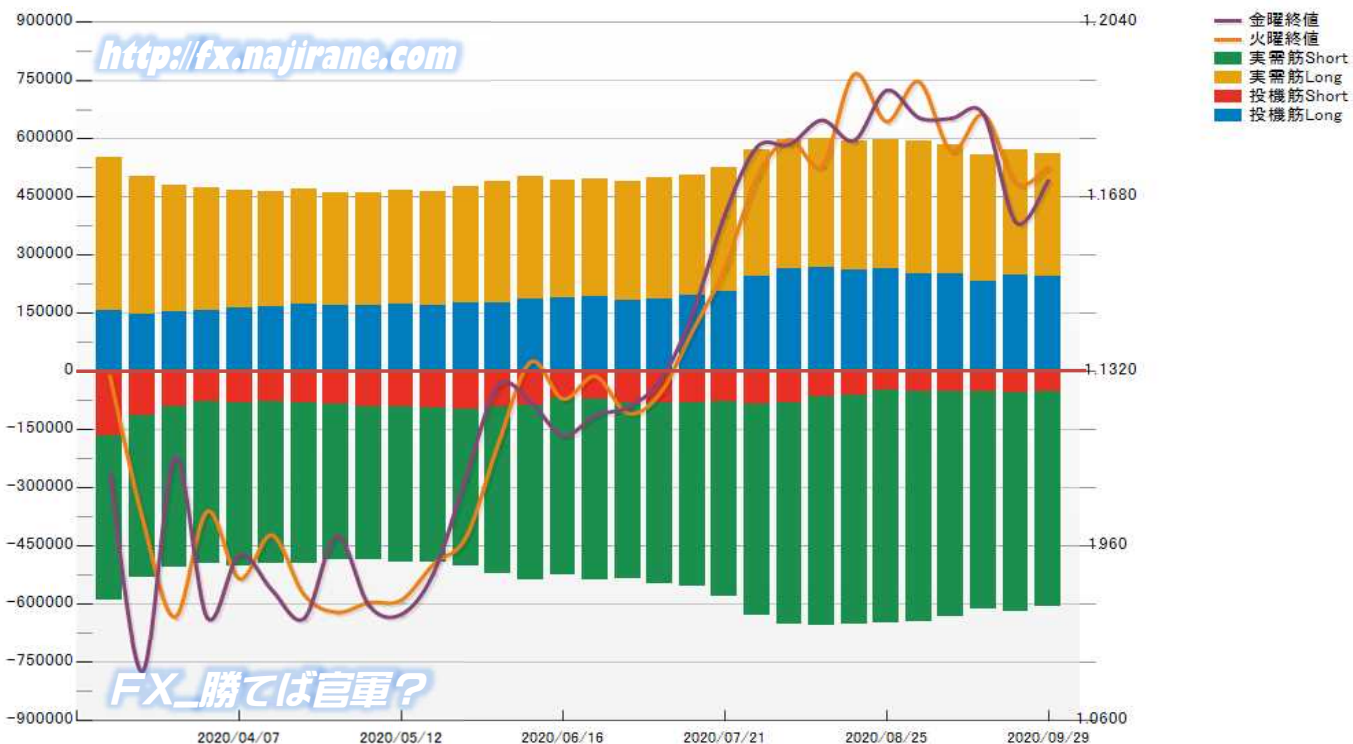
<http://fx.najirane.com>

EURO FX - CHICAGO MERCANTILE EXCHANGE
FUTURES ONLY POSITIONS

Code-099741
2020/10/02 公表値

Date	投機筋集計				実需筋集計				投機筋+実需筋合計				ユーロドル終値	
	EUR買い	EUR売り	売り越し	売買計	EUR買い	EUR売り	売り越し	売買計	EUR買い	EUR売り	売り越し	売買計	火曜締め	金曜締め
2020/09/29	241967	53851	-188116	295818	319362	554998	235636	874360	561329	608849	47520	1170178	1.1741	1.1712
2020/09/22	247049	56227	-190822	303276	324148	563561	239413	887709	571197	619788	48591	1190985	1.1707	1.1626
2020/09/15	230695	52119	-178576	282814	326724	561883	235159	888607	557419	614002	56583	1171421	1.1849	1.1849
2020/09/08	248683	51869	-196814	300552	332939	581988	249049	914927	581622	633857	52235	1215479	1.1774	1.1841
2020/09/01	250867	54120	-196747	304987	340434	592019	251585	932453	591301	646139	54838	1237440	1.1917	1.1842
2020/08/25	262061	50309	-211752	312370	332664	600646	267982	933310	594725	650955	56230	1245680	1.1834	1.1899
2020/08/18	259244	62301	-196943	321545	332209	591573	259364	923782	591453	653874	62421	1245327	1.1932	1.1795
2020/08/11	266078	66327	-199751	332405	332842	589103	256261	921945	598920	655430	56510	1254350	1.1743	1.1837
2020/08/04	262109	81461	-180648	343570	332310	573668	241358	905978	594419	655129	60710	1249548	1.1797	1.1787
2020/07/28	242127	84568	-157559	326695	328605	546114	217509	874719	570732	630682	59950	1201414	1.1721	1.1782
2020/07/21	204185	79138	-125047	283323	320979	501647	180668	822626	525164	580785	55621	1105949	1.1533	1.1642
2020/07/14	194252	83340	-110912	277592	309455	471519	162064	780974	503707	554859	51152	1058566	1.1402	1.1437
2020/07/07	185159	81562	-103597	266721	311843	466973	155130	778816	497002	548535	51533	1045537	1.1274	1.1300
2020/06/30	180387	81432	-98955	261819	306839	453967	147128	760806	487226	535399	48173	1022625	1.1232	1.1245
2020/06/23	190816	72368	-118448	263184	305405	467945	162540	773350	496221	540313	44092	1036534	1.1309	1.1228
2020/06/16	187120	69988	-117132	257108	302800	457835	155035	760635	489920	527823	37903	1017743	1.1262	1.1187
2020/06/09	184669	89020	-95649	273689	316909	450627	133718	767536	501578	539647	38069	1041225	1.1338	1.1255
2020/06/02	174412	93172	-81240	267584	312787	429985	117198	742772	487199	523157	35958	1010356	1.1170	1.1290
2020/05/26	175034	99812	-75222	274846	298419	404675	106256	703094	473453	504487	31034	977940	1.0977	1.1102
2020/05/19	167756	95194	-72562	262950	295367	397961	102594	693328	463123	493155	30032	956278	1.0921	1.0903
2020/05/12	171980	93840	-78140	265820	294370	400827	106457	695197	466350	494667	28317	961017	1.0847	1.0818
2020/05/05	169272	92973	-76299	262245	290624	393234	102610	683858	459896	486207	26311	946103	1.0842	1.0836
2020/04/28	167264	87583	-79681	254847	291497	399179	107682	690676	458761	486762	28001	945523	1.0822	1.0980
2020/04/21	170378	83160	-87218	253538	297719	413092	115373	710811	468097	496252	28155	964349	1.0858	1.0810
2020/04/14	165078	78461	-86617	243539	296805	417530	120725	714335	461883	495991	34108	957874	1.0981	1.0868
2020/04/07	161185	81561	-79624	242746	304521	422120	117599	726641	465706	503681	37975	969387	1.0891	1.0940
2020/03/31	155047	80800	-74247	235847	315522	415776	100254	731298	470569	496576	26007	967145	1.1030	1.0811
2020/03/24	152360	91070	-61290	243430	326218	414867	88649	741085	478578	505937	27359	984515	1.0812	1.1141
2020/03/17	147133	114638	-32495	261771	352847	419664	66817	772511	499980	534302	34322	1034282	1.1016	1.0699
2020/03/10	153820	166487	12667	320307	397574	424702	27128	822276	551394	591189	39795	1142583	1.1309	1.1107

EURO FX - CHICAGO MERCANTILE EXCHANGE
FUTURES ONLY POSITIONS Code-099741



Bitcoin/USD 及び CME Futures (当月及び限月別)

※取引単位=5ビットコイン
(CME CFビットコイン参考基準レート=BRRを対象)

Bitcoin/USD					CME Futures		2020/09		2020/10		2020/11		2020/12		2021/01	
Date	Open	High	Low	Close	Volume	OpenInt	Close	Volume	Close	Volume	Close	Volume	Close	Volume	Close	Volume
2020/6/29	9124	9234	9025	9208	3054	7527	9295	117	9330	7	9375		9415		0	
2020/6/30	9208	9234	9074	9166	3161	7675	9285	137	9320	7	9350		9400		0	
2020/7/1	9166	9302	9099	9242	5500	8277	9415	171	9435	7	9475	5	9535	5	0	
2020/7/2	9242	9268	8961	9141	7137	8004	9165	155	9210	9	9250	5	9335	5	0	
2020/7/3	9149	9149	9058	9083	0	0	0		0		0		0		0	
2020/7/6	9042	9355	9042	9285	7422	8271	9450	123	9475	4	9525		9550	1	0	
2020/7/7	9285	9372	9208	9251	3178	8165	9400	114	9430	4	9480		9505		0	
2020/7/8	9251	9470	9234	9434	5807	9041	9600	193	9630	10	9680		9705		0	
2020/7/9	9434	9470	9174	9251	6353	8310	9365	97	9410	4	9430		9485	1	0	
2020/7/10	9251	9259	9132	9234	2415	8067	9385	12	9425	8	9450		9505		0	
2020/7/13	9268	9337	9200	9251	3209	8283	9380	86	9415	5	9445		9500		0	
2020/7/14	9251	9276	9124	9242	3266	8322	9425	109	9460	1	9490		9530		0	
2020/7/15	9242	9276	9166	9225	2706	8314	9295	144	9335	2	9365		9455		0	
2020/7/16	9225	9234	9042	9124	3770	8071	9245	50	9285	1	9335		9355	9	0	
2020/7/17	9124	9183	9083	9166	1895	7946	9290	75	9335	10	9385		9405	1	0	
2020/7/20	9174	9234	9141	9174	3090	8123	9300	73	9335	7	9395		9415		0	
2020/7/21	9174	9434	9158	9381	6558	9230	9510	223	9545	5	9585		9605	2	0	
2020/7/22	9381	9399	9295	9380	3778	9472	9530	143	9570	1	9610	2	9630	7	0	
2020/7/23	9381	9668	9377	9619	8067	10217	9775	268	9820	21	9855		9880	7	0	
2020/7/24	9619	9619	9478	9595	4061	10179	9750	104	9800	9	9835		9860	13	0	
2020/7/27	9889	11131	9889	11131	25493	13104	11145	1340	11210	244	11255	21	11315	12	0	
2020/7/28	11126	11392	10605	11027	20939	13068	11315	1311	11425	308	11445	5	11495	18	0	
2020/7/29	11025	11348	10860	11286	13188	13040	11530	494	11625	76	11655	1	11695	6	0	
2020/7/30	11297	11314	10877	11094	11794	13306	11440	517	11540	4	11580	1	11620	15	0	
2020/7/31	11097	11452	10984	11328	11291	13017	11700	1344	11750	161	11790	9	11830	85	0	
2020/8/3	11137	11476	10956	11260	6308	13113	11695	787	11760	139	11815	44	11885	5	11930	
2020/8/4	11223	11414	11029	11246	7783	12703	11480	624	11525	208	11605	2	11695	34	11740	
2020/8/5	11241	11791	11105	11777	13013	13907	11930	1248	11975	373	12055	4	12155	22	12185	
2020/8/6	11780	11910	11561	11742	5979	14081	12120	764	12165	270	12250	12	12350	30	12385	1
2020/8/7	11747	11908	11354	11508	11473	13064	11690	1316	11750	115	11820	16	11930	13	11975	6
2020/8/10	11648	12072	11648	11839	11098	14139	12115	908	12175	134	12280	51	12455	162	12500	3
2020/8/11	11839	11940	11142	11311	12114	13090	11550	1558	11610	195	11685	48	11850	22	11925	9
2020/8/12	11303	11620	11194	11516	6975	13630	11770	604	11815	227	11890	52	12060	23	12150	
2020/8/13	11510	11733	11288	11698	6003	13564	11705	709	11750	175	11825	40	12010	17	12080	
2020/8/14	11698	11862	11665	11810	11353	14671	12040	938	12090	311	12195	64	12360	60	12450	
2020/8/17	11863	12474	11777	12334	10179	15406	12625	1010	12705	163	12765	33	12960	90	13050	
2020/8/18	12335	12413	11864	12074	12314	14454	12190	1310	12255	230	12350	104	12525	49	12615	
2020/8/19	12075	12087	11598	11712	11715	13180	11845	1046	11920	283	11980	119	12105	103	12195	
2020/8/20	11716	11889	11684	11831	5730	13306	12055	734	12105	87	12205	7	12295	42	12385	
2020/8/21	11833	11881	11614	11678	11384	12483	11860	1558	11930	112	12005	16	12120	35	12210	
2020/8/24	11671	11827	11598	11762	9700	12425	11940	2090	12000	171	12075	7	12155	16	12245	
2020/8/25	11759	11787	11135	11314	16250	11615	11440	2883	11495	407	11565	94	11635	104	11725	
2020/8/26	11313	11541	11261	11478	10169	11042	11630	2732	11675	458	11760	118	11805	222	11895	
2020/8/27	11477	11589	11140	11284	14200	10604	11340	4740	11410	383	11450	53	11550	17	11640	
2020/8/28	11289	11552	11271	11513	8472	9827	11630	7783	11705	361	11790	171	11855	155	11995	2
2020/8/31	11608	11775	11586	11640	5315	10077	11835	4865	11940	368	12025	55	12090	22	12150	5
2020/9/1	11638	12055	11551	12028	9575	10617	12075	8919	12180	511	12275	77	12385	59	12450	9
2020/9/2	12027	12049	11221	11386	18355	9453	11460	17210	11560	747	11630	243	11710	124	11730	31
2020/9/3	11388	11466	10515	10736	17046	8623	10720	15412	10795	934	10860	336	10940	329	11070	34
2020/9/4	10734	10760	10033	10588	17135	8464	10620	15668	10705	1175	10745	166	10825	114	10840	12
2020/9/7	10329	10354	9896	10161	0	0	0		0		0		0		0	
2020/9/8	10161	10444	9941	10032	16197	8198	10015	14549	10090	1235	10150	207	10205	201	10225	3
2020/9/9	10030	10348	9869	10245	5647	8183	10320	5218	10400	327	10470	57	10550	45	10570	
2020/9/10	10245	10493	10193	10349	8941	9418	10315	7860	10405	751	10450	248	10525	82	10545	
2020/9/11	10352	10381	10217	10338	5450	8867	10340	4819	10420	454	10470	89	10545	87	10565	
2020/9/14	10304	10752	10260	10717	7279	9573	10705	6525	10780	575	10840	105	10930	62	11005	12
2020/9/15	10718	10934	10631	10856	4859	9383	10815	4052	10890	581	10950	91	11020	124	11150	11
2020/9/16	10858	11094	10673	11020	7890	9557	11015	7056	11095	647	11175	97	11260	82	11375	8
2020/9/17	11019	11046	10761	10962	8172	9148	10950	7179	11035	810	11095	91	11190	90	11225	2
2020/9/18	10963	11040	10826	10878	4937	9140	10880	4499	10970	358	11030	19	11120	61	11155	2
2020/9/21	10877	10991	10350	10509	15120	8726	10485	12875	10560	1692	10620	162	10715	384	10740	7
2020/9/22	10509	10577	10367	10551	5518	8426	10495	4081	10565	1210	10620	93	10700	134	10730	
2020/9/23	10551	10558	10171	10258	11612	8108	10280	7721	10345	3309	10410	353	10465	229	10495	
2020/9/24	10260	10712	10214	10653	13989	8174	10670	8985	10725	4089	10780	382	10865	532	11000	
2020/9/25	10652	10791	10565	10732	6982	7320	10607	1056	10825	6120	10885	665	10960	186	11070	11
2020/9/28	10727	10949	10727	10890	4645	7731	---	---	10960	4100	11005	422	11095	118	11185	5
2020/9/29	10890	10890	10644	10770	5190	7324	---	---	10815	4764	10875	285	10955	137	11005	4
2020/9/30	10773	10858	10666	10709	6298	7487	---	---	10770	5671	10840	571	10920	56	10970	4
2020/10/1	10708	10921	10461	10605	12822	7013	---	---	10645	11708	10725	911	10810	176	10865	27



Date	BTC(BitCoin)/JPY					ETH(Ethereum)/JPY					XRP(Ripple)/JPY				
	Open	High	Low	Close	Volume	Open	High	Low	Close	Volume	Open	High	Low	Close	Volume
2020/8/3	1169198.25	1215515.25	1165653.13	1192546.00	2149582.09	39291.76	42089.81	39079.48	40962.16	1360966.83	30.4365	33.7893	30.1871	32.8656	354255.01
2020/8/4	0.00	0.00	0.00	0.00	0.00	0.00	0.00	0.00	0.00	0.00	0.0000	0.0000	0.0000	0.0000	0.00
2020/8/5	1183342.25	1244230.63	1178476.75	1240124.38	2577077.83	41161.06	42894.52	40790.27	42395.62	1359253.36	31.7686	32.4867	30.9014	32.0204	216249.13
2020/8/6	1240425.13	1256681.38	1224052.88	1243732.25	2470697.33	42394.91	42579.96	41433.85	41700.88	1193565.25	32.0025	32.7114	31.4811	32.0530	205503.43
2020/8/7	1243639.38	1256246.50	1208267.13	1228932.50	2450382.90	41728.85	42044.48	38967.50	40201.42	1350773.53	32.0403	32.6785	30.4306	31.2134	453204.85
2020/8/8	1229258.75	1249969.13	1224373.13	1245211.88	1861566.24	40205.52	41738.63	39972.28	41738.63	989688.55	31.2390	31.6440	30.8549	31.1484	143628.74
2020/8/9	1243440.50	1250721.75	1223466.63	1236011.25	1851476.23	41878.24	42347.75	40874.52	41404.60	1000503.98	31.2116	31.5762	30.0787	30.5573	147283.86
2020/8/10	1234584.00	1274345.75	1234584.00	1258972.88	2767860.91	41396.24	42252.98	41396.24	41960.52	1238592.58	30.5483	31.7300	30.5483	31.2312	223495.54
2020/8/11	1259347.75	1265231.38	1192477.38	1215483.38	2880358.77	41961.28	42242.48	39502.59	40519.65	1362665.52	31.2337	32.4379	29.2496	30.3004	483880.64
2020/8/12	1214851.88	1255312.25	1200690.13	1237560.63	2677520.39	40485.54	41801.94	39267.99	41771.16	1325567.15	30.2926	30.9992	29.2649	30.4377	213810.95
2020/8/13	1237931.38	1262093.50	1197833.00	1260781.88	2944593.24	41751.28	46285.87	40548.00	45870.98	1977203.05	30.4377	31.9024	29.2973	31.8623	220553.25
2020/8/14	1259553.88	1294973.88	1244387.63	1254414.88	2583464.30	45864.07	47383.77	45274.72	46621.16	1605697.54	31.8329	32.6495	31.4261	32.0158	239400.99
2020/8/15	1254396.50	1275128.38	1254396.50	1264735.63	2489343.86	46638.76	47085.54	45819.27	46190.23	1323398.09	32.0025	32.4227	31.4317	31.9401	240925.53
2020/8/16	1264840.75	1272111.75	1251038.00	1267279.38	2193333.62	46189.77	46500.50	44243.02	46223.65	1296690.87	31.9514	32.4081	31.3676	32.3396	221516.41
2020/8/17	1267583.50	1309985.88	1257891.25	1298929.88	2992050.14	46243.59	46927.25	45036.87	45529.02	1402031.80	32.3555	34.3953	31.8097	33.3643	318102.79
2020/8/18	1298664.25	1302709.25	1259497.25	1261868.38	2740596.00	45543.69	45819.99	44258.41	44583.82	1260579.38	33.3061	33.8627	31.8246	31.9178	223777.44
2020/8/19	1211614.75	1265919.88	1239745.50	1247354.00	2599335.96	44591.11	44943.92	42073.34	43118.90	1393653.87	31.9394	32.1578	29.9637	30.7901	229539.10
2020/8/20	1247695.13	1258908.75	1244324.13	1255096.13	2131762.57	43150.21	44299.59	42845.96	44001.99	1061169.91	30.7960	31.1149	30.3396	30.9139	184902.09
2020/8/21	1255059.63	1257962.88	1223678.00	1226589.25	2514277.71	43971.24	44271.04	40994.75	41173.05	1246619.68	30.9029	31.2271	29.6539	29.6987	194034.45
2020/8/22	1225847.38	1238644.13	1211386.38	1236041.88	2139900.76	41162.98	41949.72	40505.22	41882.91	1072040.35	29.6937	30.3192	29.1923	30.3192	149953.26
2020/8/23	1235816.50	1238841.63	1223143.25	1235128.25	1956966.48	41854.09	41952.24	40740.66	41441.61	861615.47	30.2993	30.3830	29.5026	30.2180	125327.94
2020/8/24	1259055.00	1248491.75	1230312.00	1248013.00	2192074.79	41472.79	42783.77	41203.11	43260.12	1094776.57	30.2066	30.7589	29.9289	30.6545	131136.43
2020/8/25	1247906.25	1247681.25	1190684.13	1209189.13	2798092.71	43252.34	43297.53	39840.77	40852.05	1322202.91	30.6364	30.7044	29.0818	29.5673	149300.62
2020/8/26	1209270.00	1222226.00	1203263.00	1216266.00	2378531.67	40849.54	41578.34	40256.50	40914.93	1055236.56	29.5424	29.6961	29.2074	29.3778	126472.63
2020/8/27	1215974.38	1225441.88	1192199.50	1207470.50	2478241.66	40930.15	41870.74	39966.58	40802.03	1115165.12	29.3639	29.5179	27.4458	28.2061	156961.27
2020/8/28	1207672.88	1216388.13	1208005.50	1216059.88	2086779.63	40801.70	41920.87	40686.68	41707.37	960908.52	28.2218	28.8090	27.8849	28.6614	124153.24
2020/8/29	1215974.88	1226050.00	1208031.00	1212305.63	1842194.89	41687.66	42733.71	41408.45	42133.72	924774.82	28.6575	29.1663	28.7876	28.9196	111001.25
2020/8/30	1212500.38	1236780.50	1210779.75	1235783.50	2085064.00	42101.61	45235.19	42100.73	45203.78	1183070.74	28.9272	29.9030	28.9048	29.8654	126854.99
2020/8/31	1235973.38	1247580.50	1228647.25	1238257.50	2362481.11	45215.73	46444.02	44443.03	46121.82	1354221.63	29.8687	29.9653	29.9633	29.8693	128248.00
2020/9/1	1238098.13	1278857.25	1228762.50	1267546.00	2892002.39	46100.06	51630.98	45770.66	50514.71	1997365.48	29.8531	31.6043	29.4829	31.3110	183266.94
2020/9/2	1266947.13	1266947.13	1198235.50	1212341.63	2977993.00	50510.05	50929.89	45068.91	46738.90	2091570.27	31.3022	32.1249	28.5783	29.3643	210880.80
2020/9/3	1211614.75	1215432.13	1080372.38	1086903.00	3387099.32	46760.09	47755.86	40436.15	40915.16	2081748.48	29.3829	29.3925	26.0373	26.1592	195975.34
2020/9/4	1085319.00	1132497.63	1085269.13	1116832.75	3183659.71	40809.04	42735.73	39510.99	41248.87	1779304.37	26.1747	28.2577	25.9253	27.1864	204441.22
2020/9/5	1116908.88	1124244.13	1056789.25	1080470.63	4772182.11	41127.33	41879.02	33655.84	35619.87	3174620.05	27.1784	27.5819	24.8414	25.2537	229556.22
2020/9/6	1080220.88	1100363.88	1068498.63	1092950.50	3941233.75	35627.78	38233.20	33896.76	37567.53	2938923.90	25.2537	25.8856	24.5770	25.5932	186306.06
2020/9/7	1093019.13	1104733.25	1053153.00	1102352.00	3582858.43	37576.89	38096.91	34652.51	37491.48	2313613.71	25.6018	25.8756	24.5656	25.7446	188500.12
2020/9/8	1102324.75	1102711.25	1056477.13	1073614.75	3542602.69	37547.70	37780.91	34846.31	35774.96	1906509.90	25.7292	25.9189	24.6717	25.0883	171500.13
2020/9/9	1073894.00	1099445.00	1061067.25	1088085.63	2563245.05	35798.57	38150.81	35187.65	37299.82	1545485.17	25.0851	25.8315	24.8161	25.4547	127814.07
2020/9/10	1088083.75	1115210.88	1087638.13	1100062.75	5775325.56	37333.74	40058.63	37300.00	39074.57	3335400.56	25.4631	26.4610	25.4504	25.8511	143661.10
2020/9/11	1100687.88	1108072.25	1076551.25	1104109.13	4798325.08	39076.33	39981.20	37748.65	39775.81	2897635.47	25.8511	25.9883	25.2154	25.8266	116416.17
2020/9/12	1105058.88	1122996.63	1092588.25	1108488.63	3901204.46	39765.17	41139.14	39048.29	41101.42	1411373.80	25.8015	26.4063	25.6705	26.3067	110788.87
2020/9/13	1109574.38	1122824.25	1085099.38	1095846.00	3875129.41	41137.11	41290.03	37614.98	38804.52	1592846.19	26.3067	26.8717	25.3559	25.6667	123469.46
2020/9/14	1096374.50	1140978.00	1089680.38	1129311.63	3748595.85	38818.28	40617.02	37961.54	39889.58	1854198.64	25.6670	26.3931	25.5139	26.0447	126455.47
2020/9/15	1128985.75	1152978.25	1127538.75	1137888.75	3426165.23	39877.44	40313.41	38339.96	38450.34	1701053.25	26.0382	26.3383	25.6513	25.6993	131266.30
2020/9/16	1137974.13	1164454.88	1127706.00	1153115.00	3232951.19	38440.30	39113.37	37574.74	38435.29	1692399.97	25.7162	26.3447	24.9352	26.0409	149332.20
2020/9/17	1152941.38	1159536.25	1126765.63	1146315.50	3994341.95	38440.91	41263.16	38301.66	40728.76	2083401.31	26.0300	27.1138	25.8918	26.4037	181689.51
2020/9/18	1146611.75	1151476.13	1131211.75	1144420.63	2754441.08	40762.08	41025.05	39378.77	40191.08	1475240.37	26.4132	26.7602	25.8118	26.2152	134088.90
2020/9/19	1143287.75	1164236.38	1140764.25	1160080.25	2380338.90	40157.32	40474.64	39601.28	40314.45	1155391.73	26.1967	26.5700	25.9697	26.3207	109112.01
2020/9/20	1160239.63	1160239.63	1130811.75	1143373.13	2581831.34	40320.05	40320.05	38385.22	38786.00	1284898.31	26.3152	26.3152	25.4841	25.9290	114071.44
2020/9/21	1143023.38	1146294.50	1086645.63	1095298.63	3023983.41	38822.31	39207.07	35121.22	35781.73	1821432.32	25.7997	25.9089	24.1593	24.3026	179958.44
2020/9/22	1095022.75	1108981.13	1086946.88	1106875.63	2481043.62	35775.22	36222.73	35257.00	36183.86	1337328.14	24.2723	24.5422	24.1031	24.5163	107088.93
2020/9/23	1106980.25	1118048.50	1073279.63	1076919.88	2420809.58	36196.39	36326.65	33472.51	33761.93	1268711.94	24.5324	24.8222	23.3017	23.3434	106507.95
2020/9/24	1077090.00	1134908.50	1076750.25	1133001.25	2426948.93	33765.39	37050.03	33543.71	36835.86	1419270.27	23.3437	24.6437	23.2553	24.5692	136771.56
2020/9/25	1133204.13	1135830.50	1117068.25	1130065.50	2241966.17	36836.54	37795.81	35772.11	37185.12	1293940.55	24.5756	25.8276	24.2992	25.5325	146881.77
2020/9/26	1130060.00	1138112.50	1127931.75	1135571.75	1911726.34	37224.13	37586.24	36759.36	37481.14	1165381.79	25.5412	25.9326	25.2722	25.592	

Date	日経平均(^N225)					CME日経平均先物ドル建て(NKD)					CME日経平均先物円建て(NIY)					USDJPY
	Open	High	Low	Close	Volume	Open	High	Low	Close	Volume	Open	High	Low	Close	Volume	
2020-10-02	23,294.80	23,365.58	22,951.41	23,029.90		23,350.0	23,385.0	22,990.0	23,240.0	7,435	23,305.0	23,345.0	22,935.0	23,185.0	40,896	105.39
2020-10-01	23,184.93	23,184.93	23,184.93	23,184.93		23,315.0	23,405.0	23,260.0	23,380.0	7,716	23,225.0	23,225.0	23,225.0	23,225.0		105.56
2020-09-30	23,478.85	23,522.38	23,170.89	23,185.12	88,200.0	23,465.0	23,560.0	23,165.0	23,305.0	7,716	23,275.0	23,275.0	23,275.0	23,275.0		105.44
2020-09-29	23,410.50	23,622.74	23,347.64	23,539.10	61,300.0	23,470.0	23,650.0	23,380.0	23,500.0	4,587	23,445.0	23,445.0	23,445.0	23,445.0		105.66
2020-09-28	23,391.96	23,516.04	23,303.03	23,511.62	82,000.0	23,255.0	23,450.0	23,210.0	23,430.0	3,693	23,555.0	23,555.0	23,555.0	23,555.0		105.52
2020-09-27																
2020-09-25	23,217.33	23,272.67	23,154.66	23,204.62	72,200.0	23,070.0	23,245.0	22,890.0	23,210.0	4,603	23,295.0	23,295.0	23,295.0	23,295.0		105.61
2020-09-24	23,215.00	23,234.72	23,039.48	23,087.82	70,500.0	23,115.0	23,165.0	22,915.0	23,075.0	7,416	23,165.0	23,165.0	23,165.0	23,165.0		105.42
2020-09-23	23,245.89	23,370.13	23,154.45	23,346.49	77,000.0	22,965.0	23,305.0	22,925.0	23,125.0	7,800	23,215.0	23,215.0	23,215.0	23,215.0		105.35
2020-09-22						22,825.0	22,975.0	22,620.0	22,940.0	3,468	23,025.0	23,025.0	23,025.0	23,025.0		104.94
2020-09-21						23,135.0	23,285.0	22,515.0	22,855.0	8,086	22,950.0	22,950.0	22,950.0	22,950.0		104.68
2020-09-20																
2020-09-18	23,321.19	23,398.46	23,290.19	23,360.30	82,600.0	23,255.0	23,310.0	23,085.0	23,155.0	7,944	23,235.0	23,235.0	23,235.0	23,235.0		104.59
2020-09-17	23,416.62	23,446.39	23,272.23	23,319.37	61,100.0	23,345.0	23,400.0	23,120.0	23,260.0	7,140	23,340.0	23,340.0	23,340.0	23,340.0		104.77
2020-09-16	23,425.23	23,506.45	23,397.43	23,475.53	63,000.0	23,375.0	23,425.0	23,295.0	23,360.0	4,269	23,445.0	23,445.0	23,445.0	23,445.0		104.95
2020-09-15	23,438.83	23,477.86	23,351.35	23,454.89	61,800.0	23,360.0	23,420.0	23,255.0	23,380.0	4,226	23,475.0	23,475.0	23,475.0	23,475.0		105.43
2020-09-14	23,431.16	23,582.21	23,429.42	23,559.30	65,400.0	23,280.0	23,510.0	23,280.0	23,360.0	4,813	23,445.0	23,445.0	23,445.0	23,445.0		105.71
2020-09-13																
2020-09-11	23,114.63	23,412.93	23,114.63	23,406.49	76,900.0	23,005.0	23,325.0	23,005.0	23,250.0	7,604	22,960.0	23,400.0	22,960.0	23,340.0	14	106.08
2020-09-10	23,193.47	23,250.31	23,134.02	23,235.47	67,600.0	23,205.0	23,275.0	23,060.0	23,095.0	9,680	23,195.0	23,270.0	23,065.0	23,100.0		106.15
2020-09-09	22,966.89	23,059.02	22,878.71	23,032.54	84,400.0	22,905.0	23,240.0	22,810.0	23,190.0	9,084	22,900.0	23,235.0	22,770.0	23,185.0	42,615	106.20
2020-09-08	23,188.79	23,277.66	23,129.66	23,274.13	62,100.0	23,235.0	23,310.0	22,925.0	23,030.0	16,026	23,230.0	23,310.0	22,920.0	23,030.0	85,991	105.95
2020-09-06																
2020-09-04	23,130.32	23,257.69	23,098.77	23,205.43	59,300.0	23,095.0	23,325.0	22,835.0	23,175.0	11,609	23,090.0	23,315.0	22,830.0	23,175.0	57,221	106.23
2020-09-03	23,524.49	23,580.51	23,426.11	23,465.53	57,500.0	23,520.0	23,630.0	22,975.0	23,100.0	9,881	23,515.0	23,630.0	22,975.0	23,095.0	55,122	106.16
2020-09-02	23,261.09	23,287.40	23,170.82	23,247.15	52,600.0	23,225.0	23,530.0	23,170.0	23,505.0	8,482	23,220.0	23,525.0	23,165.0	23,505.0	33,811	106.17
2020-09-01	23,089.63	23,206.66	23,047.77	23,138.07	59,600.0	23,070.0	23,225.0	23,005.0	23,205.0	4,762	23,065.0	23,225.0	22,990.0	23,195.0	28,120	105.95
2020-08-31	23,147.14	23,342.32	23,102.61	23,139.76	81,000.0	22,945.0	23,375.0	22,945.0	23,105.0	8,517	22,950.0	23,370.0	22,950.0	23,100.0	35,507	105.89
2020-08-30						22,945.0	23,175.0	22,945.0	23,140.0	19,277	22,950.0	23,175.0	22,950.0	23,135.0	74,574	105.89
2020-08-28	23,232.30	23,376.13	22,594.79	22,882.65	98,100.0	23,280.0	23,390.0	22,565.0	22,945.0	12,502	23,235.0	23,390.0	22,565.0	22,935.0	49,725	105.38
2020-08-27	23,311.04	23,323.07	23,177.85	23,208.86	52,700.0	23,310.0	23,350.0	23,145.0	23,225.0	6,560	23,295.0	23,340.0	23,135.0	23,215.0	26,086	106.55
2020-08-26	23,257.05	23,348.80	23,203.00	23,290.86	47,800.0	23,305.0	23,345.0	23,155.0	23,290.0	6,459	23,300.0	23,335.0	23,150.0	23,280.0	20,711	106.01
2020-08-25	23,242.74	23,431.04	23,225.39	23,296.77	75,300.0	23,135.0	23,430.0	23,135.0	23,305.0	7,427	23,140.0	23,425.0	23,130.0	23,300.0	29,036	106.40
2020-08-24	22,913.20	23,012.71	22,862.54	22,985.51	40,600.0	22,925.0	23,180.0	22,845.0	23,180.0	7,189	22,915.0	23,170.0	22,840.0	23,170.0	24,311	105.98
2020-08-23						22,925.0	22,970.0	22,920.0	22,965.0	6,245	22,915.0	22,960.0	22,905.0	22,950.0	16,906	105.82
2020-08-21	23,022.76	23,135.43	22,920.30	22,920.30	51,200.0	23,015.0	23,140.0	22,710.0	22,900.0	6,853	23,000.0	23,125.0	22,700.0	22,890.0	27,894	105.82
2020-08-20	23,003.58	23,078.36	22,851.83	22,880.62	50,200.0	23,100.0	23,100.0	22,845.0	22,980.0	4,334	23,090.0	23,090.0	22,835.0	22,970.0	23,571	105.80
2020-08-19	22,997.93		22,953.60	23,110.61	50,100.0	23,095.0	23,205.0	22,955.0	23,125.0	3,537	23,080.0	23,195.0	22,950.0	23,115.0	16,950	106.06
2020-08-18	23,097.80	23,128.18	22,948.89	23,051.08	55,600.0	23,135.0	23,170.0	22,940.0	23,075.0	4,318	23,125.0	23,160.0	22,925.0	23,060.0	22,205	105.42
2020-08-17	23,189.48	23,248.75	23,068.53	23,096.75	43,600.0	23,170.0	23,250.0	23,065.0	23,165.0	3,536	23,160.0	23,240.0	23,050.0	23,150.0	15,714	106.04
2020-08-16						23,170.0	23,190.0	23,135.0	23,165.0	4,553	23,160.0	23,180.0	23,120.0	23,150.0	10,362	106.59
2020-08-14	23,323.92	23,338.79	23,222.85	23,289.36	59,800.0	23,220.0	23,355.0	23,065.0	23,155.0	4,554	23,185.0	23,340.0	23,050.0	23,140.0	23,577	106.59
2020-08-13	23,123.36	23,316.69	23,111.50	23,249.61	84,800.0	23,240.0	23,315.0	23,145.0	23,210.0	4,480	23,195.0	23,195.0	23,195.0	23,195.0	25,784	106.94
2020-08-12	22,747.44	22,874.37	22,670.74	22,843.96	90,800.0	22,740.0	23,255.0	22,670.0	23,205.0	7,624	23,215.0	23,215.0	23,215.0	23,215.0		106.87
2020-08-11	22,505.51	22,760.87	22,497.07	22,750.24	99,300.0	22,535.0	22,960.0	22,475.0	22,700.0	5,511	22,700.0	22,700.0	22,700.0	22,700.0		106.52
2020-08-10						22,440.0	22,540.0	22,345.0	22,515.0	3,629	22,520.0	22,520.0	22,520.0	22,520.0		105.94
2020-08-09						22,440.0	22,475.0	22,410.0	22,450.0	1,152	22,410.0	22,455.0	22,395.0	22,430.0	4,913	105.95
2020-08-07	22,433.78	22,436.16	22,204.61	22,329.94	66,700.0	22,435.0	22,485.0	22,205.0	22,450.0	3,988	22,455.0	22,455.0	22,455.0	22,455.0		105.95
2020-08-06	22,471.71	22,587.75	22,362.89	22,418.15	62,600.0	22,510.0	22,585.0	22,270.0	22,430.0	4,115	22,445.0	22,445.0	22,445.0	22,445.0		105.51
2020-08-05	22,479.72	22,554.20	22,356.25	22,514.85	74,000.0	22,505.0	22,640.0	22,355.0	22,490.0	3,804	22,470.0	22,470.0	22,470.0	22,470.0		105.60
2020-08-04	22,379.74	22,603.82	22,379.74	22,573.66	89,100.0	22,415.0	22,655.0	22,380.0	22,520.0	5,717	22,495.0	22,495.0	22,495.0	22,495.0		105.72
2020-08-03	21,947.58	22,214.59	21,919.83	22,195.38	84,000.0	21,955.0	22,415.0	21,895.0	22,405.0	6,935	22,405.0	22,405.0	22,405.0	22,405.0		106.01
2020-08-02						21,955.0	22,000.0	21,895.0	21,995.0	19,190	21,940.0	21,980.0	21,870.0	21,970.0	54,193	106.01
2020-07-31	22,267.59	22,295.05	21,710.00	21,710.00	106,600.0	22,305.0	22,350.0	21,705.0	21,940.0	9,446	21,915.0	21,915.0	21,915.0	21,915.0		105.83
2020-07-30	22,489.24	22,506.60	22,334.71	22,339.23	77,800.0	22,550.0	22,565.0	21,970.0	22,250.0	8,073	22,230.0	22,230.0	22,230.0	22,230.0		104.79
2020-07-29	22,543.89	22,584.87	22,366.34	22,397.11	74,300.0	22,540.0	22,570.0	22,365.0	22,550.0	4,068	22,540.0	22,540.0	22,540.0	22,540.0		104.94

日経平均とCME日経平均先物(ドル建て/円建て)及びドル円相関



IMM扱い8通貨/ダウ/日経/金/オイル/主要クロス円の過去5日及び過去5週の4本値

AUDUSD					CADUSD					CHFUSD				
Date	Open	High	Low	Close	Date	Open	High	Low	Close	Date	Open	High	Low	Close
2020/10/02	0.7186	0.7188	0.7131	0.7158	2020/10/02	0.7528	0.7529	0.7501	0.7513	2020/10/02	1.0887	1.0891	1.0848	1.0861
2020/10/01	0.7161	0.7209	0.7155	0.7186	2020/10/01	0.7507	0.7537	0.7506	0.7528	2020/10/01	1.0863	1.0911	1.0852	1.0888
2020/09/30	0.7130	0.7175	0.7101	0.7161	2020/09/30	0.7468	0.7518	0.7452	0.7507	2020/09/30	1.0872	1.0914	1.0817	1.0864
2020/09/29	0.7073	0.7138	0.7070	0.7130	2020/09/29	0.7479	0.7489	0.7452	0.7468	2020/09/29	1.0813	1.0880	1.0811	1.0868
2020/09/28	0.7033	0.7075	0.7033	0.7073	2020/09/28	0.7471	0.7488	0.7461	0.7479	2020/09/28	1.0766	1.0821	1.0758	1.0814

CNYUSD					EURUSD					GBPUSD				
Date	Open	High	Low	Close	Date	Open	High	Low	Close	Date	Open	High	Low	Close
2020/10/02	0.1481	0.1482	0.1475	0.1479	2020/10/02	1.1746	1.1748	1.1696	1.1712	2020/10/02	1.2884	1.2954	1.2838	1.2933
2020/10/01	0.1474	0.1485	0.1473	0.1483	2020/10/01	1.1724	1.1770	1.1717	1.1746	2020/10/01	1.2920	1.2978	1.2821	1.2884
2020/09/30	0.1467	0.1468	0.1465	0.1467	2020/09/30	1.1741	1.1755	1.1685	1.1724	2020/09/30	1.2860	1.2942	1.2806	1.2920
2020/09/29	0.1467	0.1467	0.1464	0.1466	2020/09/29	1.1665	1.1746	1.1663	1.1741	2020/09/29	1.2838	1.2903	1.2824	1.2860
2020/09/28	0.1465	0.1466	0.1463	0.1466	2020/09/28	1.1627	1.1680	1.1615	1.1665	2020/09/28	1.2762	1.2930	1.2751	1.2839

JPYUSD					MXNUSD					NZDUSD				
Date	Open	High	Low	Close	Date	Open	High	Low	Close	Date	Open	High	Low	Close
2020/10/02	0.9476	0.9529	0.9464	0.9489	2020/10/02	4.5802	4.6331	4.5346	4.6176	2020/10/02	0.6652	0.6655	0.6614	0.6633
2020/10/01	0.9484	0.9487	0.9458	0.9474	2020/10/01	4.5256	4.5883	4.5234	4.5802	2020/10/01	0.6615	0.6657	0.6615	0.6652
2020/09/30	0.9465	0.9487	0.9451	0.9484	2020/09/30	4.4594	4.5382	4.4397	4.5256	2020/09/30	0.6588	0.6626	0.6570	0.6615
2020/09/29	0.9476	0.9493	0.9458	0.9465	2020/09/29	4.4577	4.5061	4.4387	4.4594	2020/09/29	0.6553	0.6603	0.6552	0.6588
2020/09/28	0.9465	0.9500	0.9464	0.9477	2020/09/28	4.4827	4.5114	4.4205	4.4577	2020/09/28	0.6550	0.6568	0.6540	0.6553

Nikkei 225 - Japan (NIX)					出来高	
Date	Open	High	Low	Close	(ドル建て終値)	出来高
2020/10/02	23294.80	23364.23	22951.41	23029.90	218.53	0
2020/10/01	23184.93	23184.93	23184.93	23185.12	219.65	862927400
2020/09/30	23478.85	23521.85	23170.89	23185.12	219.89	882181200
2020/09/29	23410.50	23622.35	23350.33	23539.10	222.79	613479300
2020/09/28	23391.96	23516.04	23304.04	23511.62	222.82	819815900
週4本値	23391.96	23622.35	22951.41	23029.90	218.53	1460623400

XAUUSD				
Date	Open	High	Low	Close
2020/10/02	1905.63	1917.14	1890.01	1901.81
2020/10/01	1886.25	1911.92	1884.74	1906.05
2020/09/30	1898.73	1902.29	1881.61	1885.80
2020/09/29	1881.49	1899.11	1875.63	1896.56
2020/09/28	1859.49	1883.11	1849.67	1881.56
週4本値	1859.49	1917.14	1849.67	1901.81

Dow Jones Industrial - USA (DJIA)					出来高
Date	Open	High	Low	Close	出来高
2020/10/02	27536.39	27861.43	27382.94	27682.81	395815614
2020/10/01	27940.63	28041.46	27669.26	27816.90	373450000
2020/09/30	27514.64	28026.33	27511.06	27781.70	452550000
2020/09/29	27560.24	27605.60	27338.09	27452.66	303820000
2020/09/28	27362.14	27722.60	27362.14	27584.06	401860000
週4本値	27362.14	28041.46	27338.09	27682.81	

Historical Data by **Stooq**
 Arrangement by **FX_勝てば官軍?**

Crude Light Oil					出来高
Date	Open	High	Low	Close	出来高
2020/10/02	38.59	38.64	36.64	36.97	36.97
2020/10/01	39.90	40.47	37.61	38.72	923906
2020/09/30	39.16	40.37	38.68	40.22	791243
2020/09/29	40.58	40.70	38.41	39.29	747984
2020/09/28	40.07	40.80	39.78	40.60	404640
週4本値	40.07	40.80	36.64	36.97	

USDJPY					EURJPY					GBPJPY				
日付	始値	高値	安値	終値	日付	始値	高値	安値	終値	日付	始値	高値	安値	終値
2020/10/02	105.56	105.67	104.95	105.39	2020/10/02	123.99	124.01	123.03	123.43	2020/10/02	135.99	136.39	135.07	136.29
2020/10/01	105.44	105.73	105.41	105.56	2020/10/01	123.62	124.21	123.60	123.99	2020/10/01	136.22	137.01	135.37	135.99
2020/09/30	105.64	105.80	105.41	105.44	2020/09/30	124.04	124.25	123.53	123.62	2020/09/30	135.87	136.53	135.19	136.22
2020/09/29	105.52	105.73	105.34	105.66	2020/09/29	123.10	124.12	123.03	124.05	2020/09/29	135.48	136.25	135.44	135.88
2020/09/28	105.66	105.66	105.27	105.52	2020/09/28	122.84	123.21	122.38	123.08	2020/09/28	134.84	136.19	134.37	135.47

USDJPY Weekly					EURJPY Weekly					GBPJPY Weekly				
日付	始値	高値	安値	終値	日付	始値	高値	安値	終値	日付	始値	高値	安値	終値
2020/10/02	105.66	105.80	104.95	105.39	2020/10/02	122.84	124.25	122.38	123.43	2020/10/02	134.84	137.01	134.37	136.29
2020/09/25	104.54	105.70	104.00	105.61	2020/09/25	123.85	123.93	122.52	122.79	2020/09/25	135.26	135.33	133.07	134.63
2020/09/18	106.11	106.17	104.27	104.59	2020/09/18	125.61	125.90	123.32	123.93	2020/09/18	135.78	136.59	134.58	135.15
2020/09/11	106.25	106.39	105.80	106.08	2020/09/11	125.81	126.46	124.44	125.61	2020/09/11	140.82	141.00	135.58	135.76
2020/09/04	105.44	106.55	105.30	106.23	2020/09/04	125.56	127.08	125.29	125.80	2020/09/04	140.77	142.72	140.13	141.07

先週のIMM取り扱い対ドル8通貨チャート

※ 赤点線は週最高値/青天線は週最低値、BB中心線はSMA21

2020/09/28 ~ 2020/10/02

Chart by OANDA Japan MetaTrader4

