

JAPANESE YEN - CHICAGO MERCANTILE EXCHANGE

Code-097741

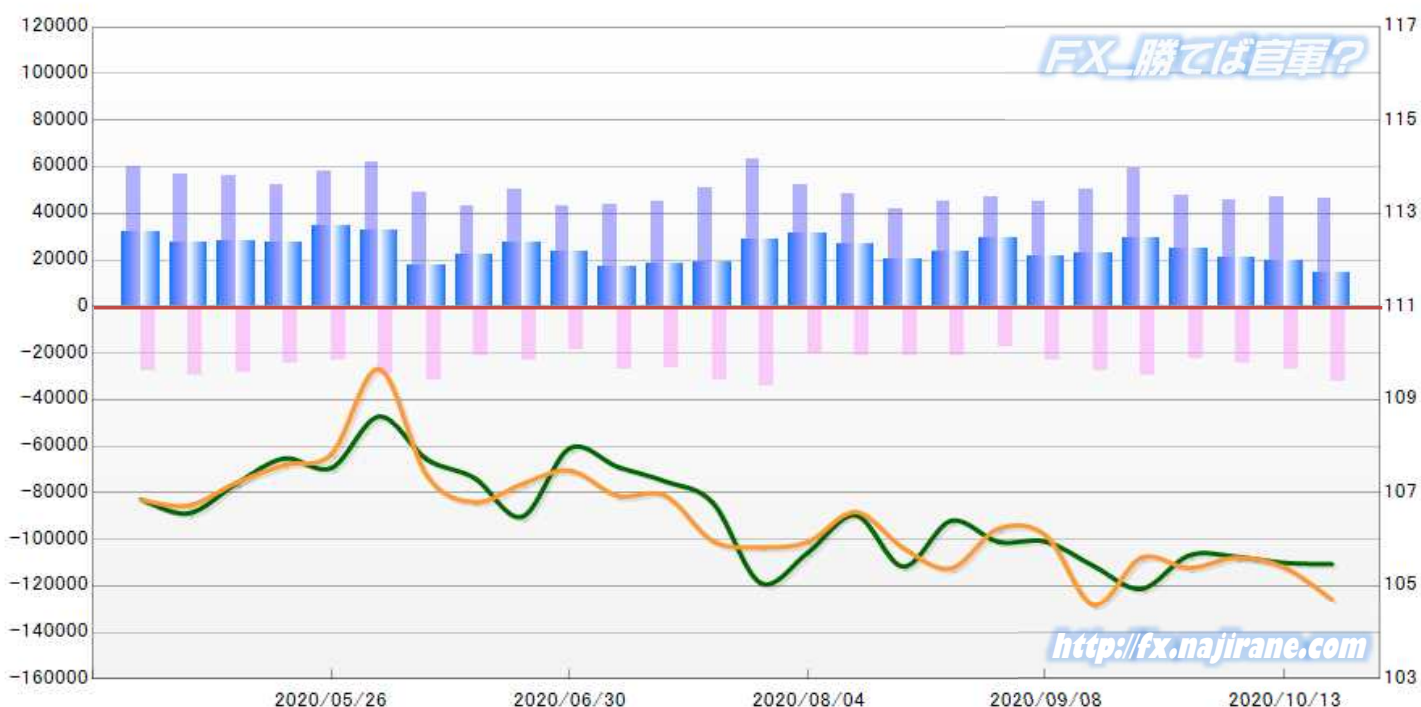
2020/04/28 ~ 2020/10/20

2020/10/23 NYクローズ時公表値

Report_Date	Non Commercial Positions												火曜日 引け値	金曜日 引け値
	Long	増減	増減(%)	Short	増減	増減(%)	売り越し	増減	増減(%)	売買計	増減	増減(%)		
2020/10/20	46524	-721	-1.5%	32341	5072	18.6%	-14183	-5793	-29.0%	78865	4351	5.8%	105.47	104.71
2020/10/13	47245	1466	3.2%	27269	2592	10.5%	-19976	-1126	-5.3%	74514	4058	5.8%	105.50	105.40
2020/10/06	45779	-1756	-3.7%	24677	1931	8.5%	-21102	-3687	-14.9%	70456	175	0.2%	105.63	105.61
2020/09/29	47535	-11498	-19.5%	22746	-6706	-22.8%	-24789	-4792	-16.2%	70281	-18204	-20.6%	105.66	105.39
2020/09/22	59033	8673	17.2%	29452	1981	7.2%	-29581	6692	29.2%	88485	10654	13.7%	104.94	105.61
2020/09/15	50360	5510	12.3%	27471	4363	18.9%	-22889	1147	5.3%	77831	9873	14.5%	105.43	104.59
2020/09/08	44850	-1804	-3.9%	23108	6058	35.5%	-21742	-7862	-26.6%	67958	4254	6.7%	105.95	106.08
2020/09/01	46654	1676	3.7%	17050	-4312	-20.2%	-29604	5988	25.4%	63704	-2636	-4.0%	105.95	106.23
2020/08/25	44978	3261	7.8%	21362	229	1.1%	-23616	3032	14.7%	66340	3490	5.6%	106.40	105.38
2020/08/18	41717	-6441	-13.4%	21133	-9	0.0%	-20584	-6432	-23.8%	62850	-6450	-9.3%	105.42	105.82
2020/08/11	48158	-3915	-7.5%	21142	498	2.4%	-27016	-4413	-14.0%	69300	-3417	-4.7%	106.52	106.59
2020/08/04	52073	-10851	-17.2%	20644	-13773	-40.0%	-31429	2922	10.3%	72717	-24624	-25.3%	105.72	105.95
2020/07/28	62924	12070	23.7%	34417	2870	9.1%	-28507	9200	47.7%	97341	14940	18.1%	105.07	105.83
2020/07/21	50854	5743	12.7%	31547	4762	17.8%	-19307	981	5.4%	82401	10505	14.6%	106.79	105.97
2020/07/14	45111	1068	2.4%	26785	-446	-1.6%	-18326	1514	9.0%	71896	622	0.9%	107.25	106.94
2020/07/07	44043	1288	3.0%	27231	8337	44.1%	-16812	-7049	-29.5%	71274	9625	15.6%	107.56	106.94
2020/06/30	42755	-7735	-15.3%	18894	-4138	-18.0%	-23861	-3597	-13.1%	61649	-11873	-16.1%	107.96	107.48
2020/06/23	50490	7364	17.1%	23032	2016	9.6%	-27458	5348	24.2%	73522	9380	14.6%	106.49	107.19
2020/06/16	43126	-5736	-11.7%	21016	-10384	-33.1%	-22110	4648	26.6%	64142	-16120	-20.1%	107.32	106.80
2020/06/09	48862	-13096	-21.1%	31400	2021	6.9%	-17462	-15117	-46.4%	80262	-11075	-12.1%	107.72	107.37
2020/06/02	61958	4085	7.1%	29379	6113	26.3%	-32579	-2028	-5.9%	91337	10198	12.6%	108.64	109.66
2020/05/26	57873	5835	11.2%	23266	-1302	-5.3%	-34607	7137	26.0%	81139	4533	5.9%	107.54	107.84
2020/05/19	52038	-4269	-7.6%	24568	-3802	-13.4%	-27470	-467	-1.7%	76606	-8071	-9.5%	107.74	107.60
2020/05/12	56307	-327	-0.6%	28370	-1050	-3.6%	-27937	723	2.7%	84677	-1377	-1.6%	107.20	107.22
2020/05/05	56634	-3328	-5.6%	29420	1784	6.5%	-27214	-5112	-15.8%	86054	-1544	-1.8%	106.56	106.73
2020/04/28	59962			27636			-32326			87598			106.86	106.85

JAPANESE YEN - CHICAGO MERCANTILE EXCHANGE
FUTURES ONLY POSITIONS

— 金曜終値 — 火曜終値 Short枚数 Long枚数 ■ 売り越し or 買い越し枚数



EURO FX - CHICAGO MERCANTILE EXCHANGE

Code-099741

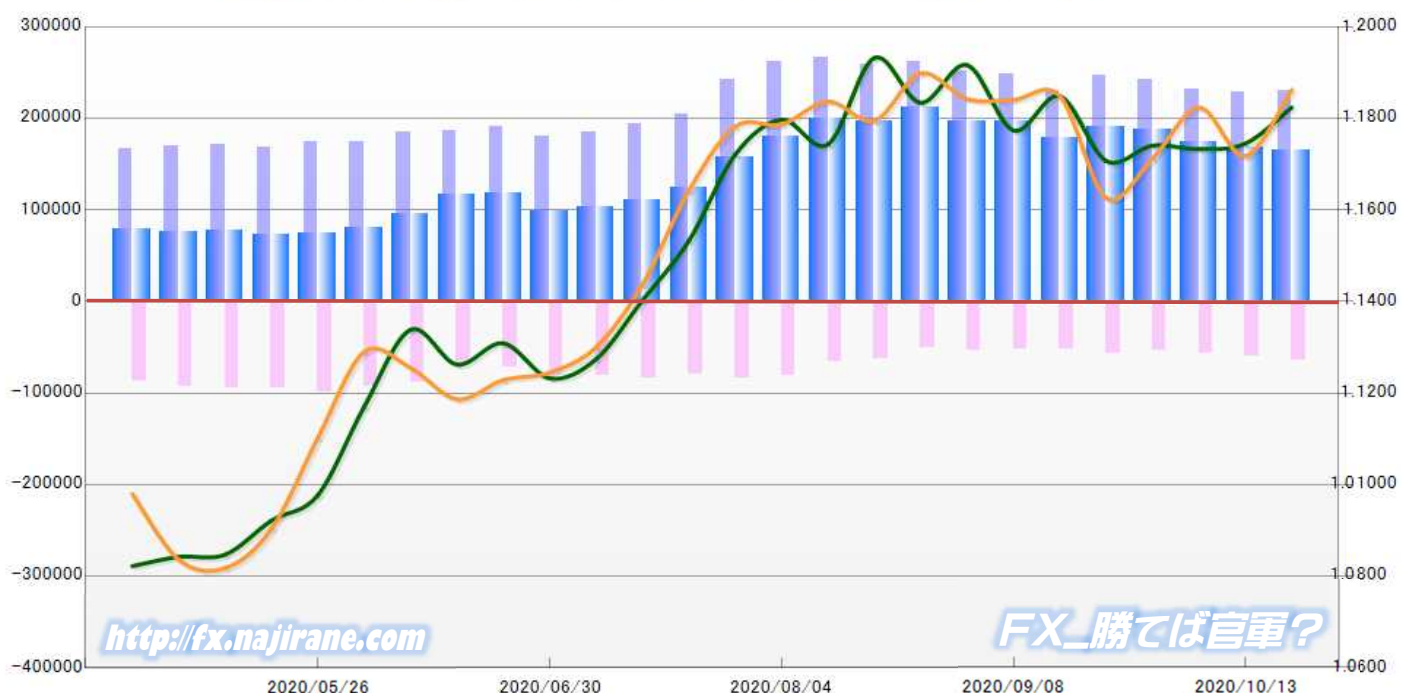
2020/04/28 ~ 2020/10/20

2020/10/23 NYクローズ時公表値

Report_Date	Non Commercial Positions											火曜日 引け値	金曜日 引け値	
	Long	増減		Short	増減		売り越し	増減		売買計	増減			
2020/10/20	229878	1583	0.7%	63935	4277	7.2%	-165943	-2694	-1.6%	293813	5860	2.0%	1.1824	1.1863
2020/10/13	228295	-3074	-1.3%	59658	2597	4.6%	-168637	-5671	-3.3%	287953	-477	-0.2%	1.1745	1.1718
2020/10/06	231369	-10598	-4.4%	57061	3210	6.0%	-174308	-13808	-7.3%	288430	-7388	-2.5%	1.1733	1.1824
2020/09/29	241967	-5082	-2.1%	53851	-2376	-4.2%	-188116	-2706	-1.4%	295818	-7458	-2.5%	1.1741	1.1712
2020/09/22	247049	16354	7.1%	56227	4108	7.9%	-190822	12246	6.9%	303276	20462	7.2%	1.1707	1.1626
2020/09/15	230695	-17988	-7.2%	52119	250	0.5%	-178576	-18238	-9.3%	282814	-17738	-5.9%	1.1849	1.1849
2020/09/08	248683	-2184	-0.9%	51869	-2251	-4.2%	-196814	67	0.0%	300552	-4435	-1.5%	1.1774	1.1841
2020/09/01	250867	-11194	-4.3%	54120	3811	7.6%	-196747	-15005	-7.1%	304987	-7383	-2.4%	1.1917	1.1842
2020/08/25	262061	2817	1.1%	50309	-11992	-19.2%	-211752	14809	7.5%	312370	-9175	-2.9%	1.1834	1.1899
2020/08/18	259244	-6834	-2.6%	62301	-4026	-6.1%	-196943	-2808	-1.4%	321545	-10860	-3.3%	1.1932	1.1795
2020/08/11	266078	3969	1.5%	66327	-15134	-18.6%	-199751	19103	10.6%	332405	-11165	-3.2%	1.1743	1.1837
2020/08/04	262109	19982	8.3%	81461	-3107	-3.7%	-180648	23089	14.7%	343570	16875	5.2%	1.1797	1.1787
2020/07/28	242127	37942	18.6%	84568	5430	6.9%	-157559	32512	26.0%	326695	43372	15.3%	1.1721	1.1782
2020/07/21	204185	9933	5.1%	79138	-4202	-5.0%	-125047	14135	12.7%	283323	5731	2.1%	1.1533	1.1642
2020/07/14	194252	9093	4.9%	83340	1778	2.2%	-110912	7315	7.1%	277592	10871	4.1%	1.1402	1.1437
2020/07/07	185159	4772	2.6%	81562	130	0.2%	-103597	4642	4.7%	266721	4902	1.9%	1.1274	1.1300
2020/06/30	180387	-10429	-5.5%	81432	9064	12.5%	-98955	-19493	-16.5%	261819	-1365	-0.5%	1.1232	1.1245
2020/06/23	190816	3696	2.0%	72368	2380	3.4%	-118448	1316	1.1%	263184	6076	2.4%	1.1309	1.1228
2020/06/16	187120	2451	1.3%	69988	-19032	-21.4%	-117132	21483	22.5%	257108	-16581	-6.1%	1.1262	1.1187
2020/06/09	184669	10257	5.9%	89020	-4152	-4.5%	-95649	14409	17.7%	273689	6105	2.3%	1.1338	1.1255
2020/06/02	174412	-622	-0.4%	93172	-6640	-6.7%	-81240	6018	8.0%	267584	-7262	-2.6%	1.1170	1.1290
2020/05/26	175034	7278	4.3%	99812	4618	4.9%	-75222	2660	3.7%	274846	11896	4.5%	1.0977	1.1102
2020/05/19	167756	-4224	-2.5%	95194	1354	1.4%	-72562	-5578	-7.1%	262950	-2870	-1.1%	1.0921	1.0903
2020/05/12	171980	2708	1.6%	93840	867	0.9%	-78140	1841	2.4%	265820	3575	1.4%	1.0847	1.0818
2020/05/05	169272	2008	1.2%	92973	5390	6.2%	-76299	-3382	-4.2%	262245	7398	2.9%	1.0842	1.0836
2020/04/28	167264			87583			-79681			254847			1.0822	1.0980

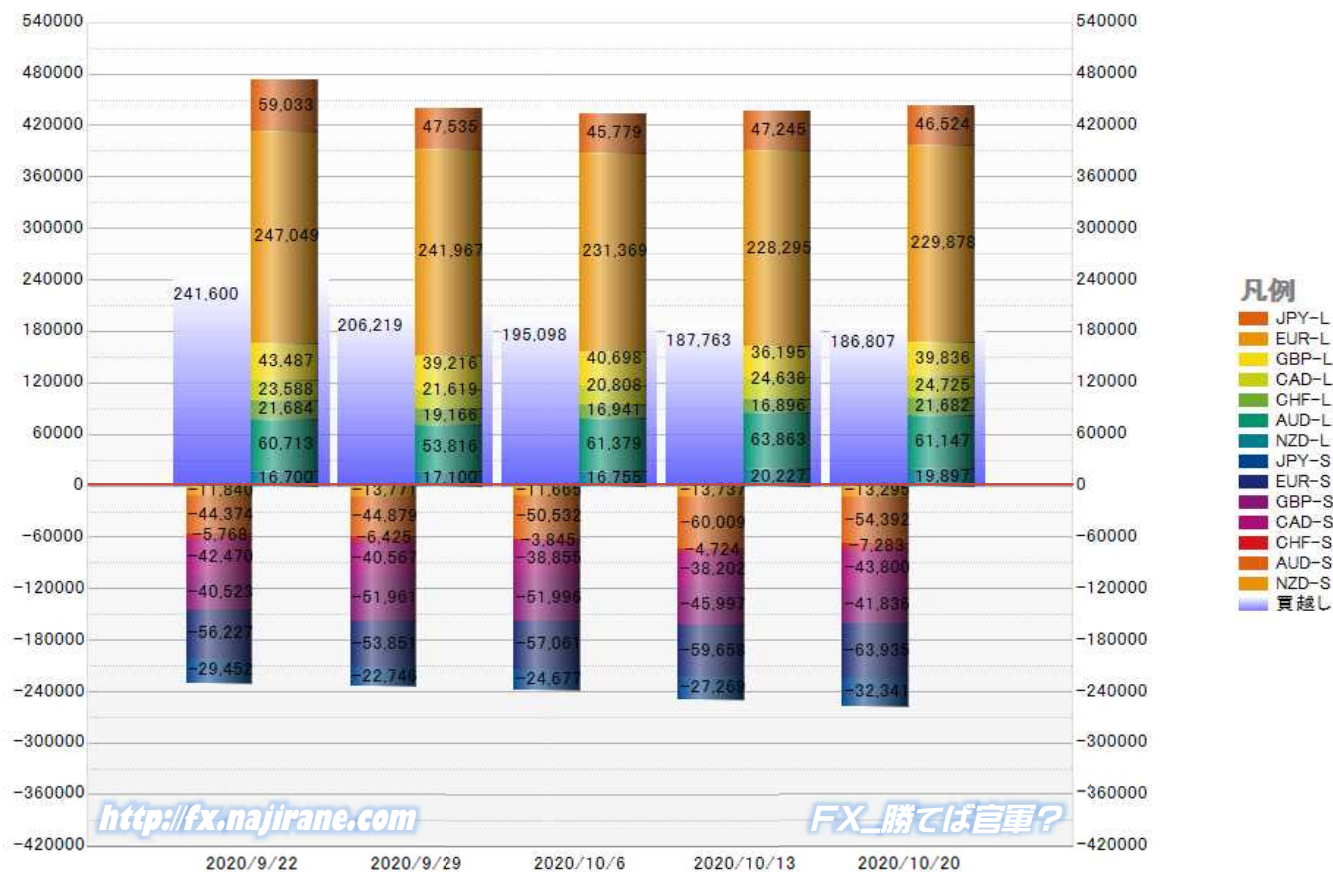
**EURO FX - CHICAGO MERCANTILE EXCHANGE
FUTURES ONLY POSITIONS**

— 金曜締め最終値 — 火曜締め最終値 — Short枚数 — Long枚数 ■ 売り越し or 買い越し枚数



	2020/09/22			2020/09/29			2020/10/06			2020/10/13			2020/10/20		
	Long	Short	売り越し	Long	Short	売り越し	Long	Short	売り越し	Long	Short	売り越し	Long	Short	売り越し
JPY	59033	29452	-29581	47535	22746	-24789	45779	24677	-21102	47245	27269	-19976	46524	32341	-14183
	前週比 枚数増減 (枚)			-11498	-6706	-4792	-1756	1931	-3687	1466	2592	-1126	-721	5072	-5793
	前週比 枚数増減 (%)			-19.5%	-22.8%	-16.2%	-3.7%	8.5%	-14.9%	3.2%	10.5%	-5.3%	-1.5%	18.6%	-29.0%
EUR	247049	56227	-190822	241967	53851	-188116	231369	57061	-174308	228295	59658	-168637	229878	63935	-165943
	前週比 枚数増減 (枚)			-5082	-2376	-2706	-10598	3210	-13808	-3074	2597	-5671	1583	4277	-2694
	前週比 枚数増減 (%)			-2.1%	-4.2%	-1.4%	-4.4%	6.0%	-7.3%	-1.3%	4.6%	-3.3%	0.7%	7.2%	-1.6%
GBP	43487	40523	-2964	39216	51961	12745	40698	51996	11298	36195	45997	9802	39836	41836	2000
	前週比 枚数増減 (枚)			-4271	11438	15709	1482	35	-1447	-4503	-5999	-1496	3641	-4161	-7802
	前週比 枚数増減 (%)			-9.8%	28.2%	530.0%	3.8%	0.1%	-11.4%	-11.1%	-11.5%	-13.2%	10.1%	-9.0%	-79.6%
AUD	60713	44374	-16339	53816	44879	-8937	61379	50532	-10847	63863	60009	-3854	61147	54392	-6755
	前週比 枚数増減 (枚)			-6897	505	-7402	7563	5653	1910	2484	9477	-6993	-2716	-5617	2901
	前週比 枚数増減 (%)			-11.4%	1.1%	-45.3%	14.1%	12.6%	21.4%	4.0%	18.8%	-64.5%	-4.3%	-9.4%	75.3%
CAD	23588	42470	18882	21619	40567	18948	20808	38855	18047	24638	38202	13564	24725	43800	19075
	前週比 枚数増減 (枚)			-1969	-1903	66	-811	-1712	-901	3830	-653	-4483	87	5598	5511
	前週比 枚数増減 (%)			-8.3%	-4.5%	0.3%	-3.8%	-4.2%	-4.8%	18.4%	-1.7%	-24.8%	0.4%	14.7%	40.6%
CHF	21684	5768	-15916	19166	6425	-12741	16941	3845	-13096	16896	4724	-12172	21682	7283	-14399
	前週比 枚数増減 (枚)			-2518	657	-3175	-2225	-2580	355	-45	879	-924	4786	2559	2227
	前週比 枚数増減 (%)			-11.6%	11.4%	-19.9%	-11.6%	-40.2%	2.8%	-0.3%	22.9%	-7.1%	28.3%	54.2%	18.3%
NZD	16700	11840	-4860	17100	13771	-3329	16755	11665	-5090	20227	13737	-6490	19897	13295	-6602
	前週比 枚数増減 (枚)			400	1931	-1531	-345	-2106	1761	3472	2072	1400	-330	-442	112
	前週比 枚数増減 (%)			2.4%	16.3%	-31.5%	-2.0%	-15.3%	52.9%	20.7%	17.8%	27.5%	-1.6%	-3.2%	1.7%
MXN	59484	32834	-26650	43334	30698	-12636	51201	29859	-21342	51329	28851	-22478	56246	36404	-19842
	前週比 枚数増減 (枚)			-16150	-2136	-14014	7867	-839	8706	128	-1008	1136	4917	7553	-2636
	前週比 枚数増減 (%)			-27.2%	-6.5%	-52.6%	18.2%	-2.7%	68.9%	0.2%	-3.4%	5.3%	9.6%	26.2%	-11.7%
Total All 8	531738	263488	-268250	483753	264898	-218855	484930	268490	-216440	488688	278447	-210241	499935	293286	-206649
	前週比 枚数増減 (枚)			-47985	1410	-49395	1177	3592	-2415	3758	9957	-6199	11247	14839	-3592
	前週比 枚数増減 (%)			-9.0%	0.5%	-18.4%	0.2%	1.4%	-1.1%	0.8%	3.7%	-2.9%	2.3%	5.3%	-1.7%
Total 7 (MXN除く)	472254	230654	-241600	440419	234200	-206219	433729	238631	-195098	437359	249596	-187763	443689	256882	-186807
	前週比 枚数増減 (枚)			-31835	3546	-35381	-6690	4431	-11121	3630	10965	-7335	6330	7286	-956
	前週比 枚数増減 (%)			-6.7%	1.5%	-14.6%	-1.5%	1.9%	-5.4%	0.8%	4.6%	-3.8%	1.4%	2.9%	-0.5%

直近5週 CFTC IMM主要7通貨の構成

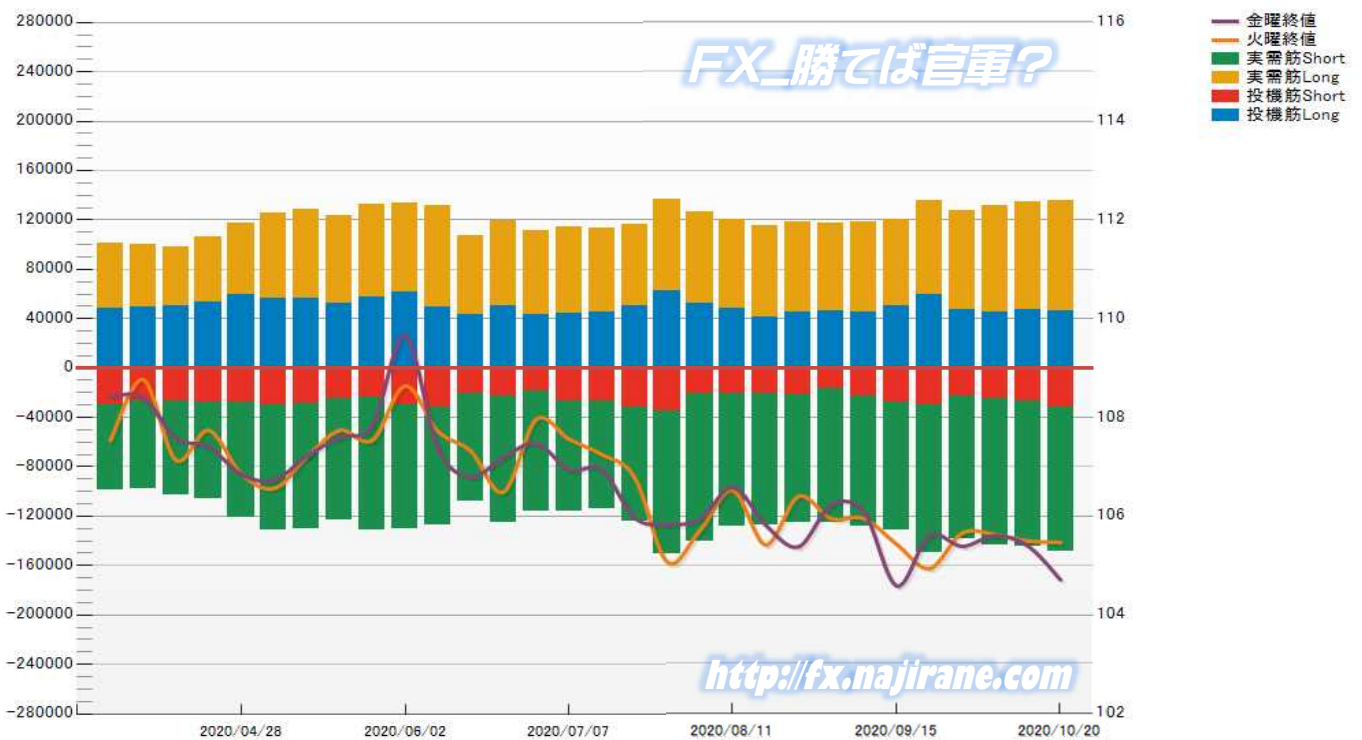


**JAPANESE YEN - CHICAGO MERCANTILE EXCHANGE
FUTURES ONLY POSITIONS**

**Code-097741
2020/10/23 公表値**

Date	投機筋集計				実需筋集計				投機筋+実需筋合計				ドル円終値	
	円買い	円売り	売り越し	売買計	円買い	円売り	売り越し	売買計	円買い	円売り	売り越し	売買計	火曜締め	金曜締め
2020/10/20	46524	32341	-14183	78865	88750	115778	27028	204528	135274	148119	12845	283393	105.47	104.71
2020/10/13	47245	27269	-19976	74514	86989	117085	30096	204074	134234	144354	10120	278588	105.50	105.40
2020/10/06	45779	24677	-21102	70456	86102	119068	32966	205170	131881	143745	11864	275626	105.63	105.61
2020/09/29	47535	22746	-24789	70281	79984	116054	36070	196038	127519	138800	11281	266319	105.66	105.39
2020/09/22	59033	29452	-29581	88485	76239	119883	43644	196122	135272	149335	14063	284607	104.94	105.61
2020/09/15	50360	27471	-22889	77831	69658	104286	34628	173944	120018	131757	11739	251775	105.43	104.59
2020/09/08	44850	23108	-21742	67958	73161	105346	32185	178507	118011	128454	10443	246465	105.95	106.08
2020/09/01	46654	17050	-29604	63704	70342	108353	38011	178695	116996	125403	8407	242399	105.95	106.23
2020/08/25	44978	21362	-23616	66340	73477	103640	30163	177117	118455	125002	6547	243457	106.40	105.38
2020/08/18	41717	21133	-20584	62850	73149	105667	32518	178816	114866	126800	11934	241666	105.42	105.82
2020/08/11	48158	21142	-27016	69300	72712	107449	34737	180161	120870	128591	7721	249461	106.52	106.59
2020/08/04	52073	20644	-31429	72717	74165	120290	46125	194455	126238	140934	14696	267172	105.72	105.95
2020/07/28	62924	34417	-28507	97341	73649	115708	42059	189357	136573	150125	13552	286698	105.07	105.83
2020/07/21	50854	31547	-19307	82401	65447	92194	26747	157641	116301	123741	7440	240042	106.79	105.97
2020/07/14	45111	26785	-18326	71896	67691	87431	19740	155122	112802	114216	1414	227018	107.25	106.94
2020/07/07	44043	27231	-16812	71274	70580	88421	17841	159001	114623	115652	1029	230275	107.56	106.94
2020/06/30	42755	18894	-23861	61649	68918	97342	28424	166260	111673	116236	4563	227909	107.96	107.48
2020/06/23	50490	23032	-27458	73522	68487	102372	33885	170859	118977	125404	6427	244381	106.49	107.19
2020/06/16	43126	21016	-22110	64142	64304	86449	22145	150753	107430	107465	35	214895	107.32	106.80
2020/06/09	48862	31400	-17462	80262	82366	95668	13302	178034	131228	127068	-4160	258296	107.72	107.37
2020/06/02	61958	29379	-32579	91337	72106	100594	28488	172700	134064	129973	-4091	264037	108.64	109.66
2020/05/26	57873	23266	-34607	81139	74238	108460	34222	182698	132111	131726	-385	263837	107.54	107.84
2020/05/19	52038	24568	-27470	76606	71027	98736	27709	169763	123065	123304	239	246369	107.74	107.60
2020/05/12	56307	28370	-27937	84677	72360	101599	29239	173959	128667	129969	1302	258636	107.20	107.22
2020/05/05	56634	29420	-27214	86054	68783	101620	32837	170403	125417	131040	5623	256457	106.56	106.73
2020/04/28	59962	27636	-32326	87598	56947	93684	36737	150631	116909	121320	4411	238229	106.86	106.85
2020/04/21	53730	27704	-26026	81434	52383	78188	25805	130571	106113	105892	-221	212005	107.74	107.41
2020/04/14	49863	27220	-22643	77083	48656	75435	26779	124091	98519	102655	4136	201174	107.14	107.58
2020/04/07	49249	26839	-22410	76088	51300	70904	19604	122204	100549	97743	-2806	198292	108.77	108.41
2020/03/31	48444	30162	-18282	78606	53154	68221	15067	121375	101598	98383	-3215	199981	107.53	108.42

**JAPANESE YEN - CHICAGO MERCANTILE EXCHANGE
FUTURES ONLY POSITIONS Code-097741**

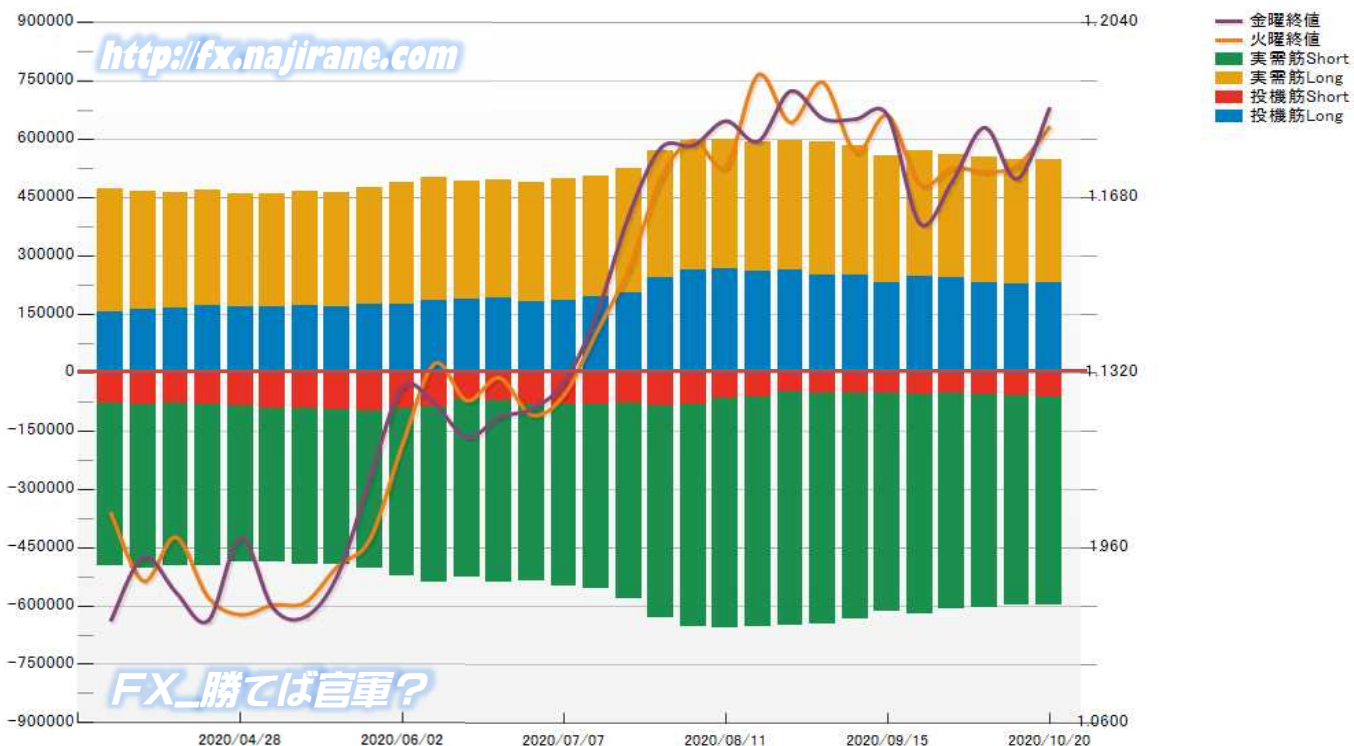


EURO FX - CHICAGO MERCANTILE EXCHANGE
FUTURES ONLY POSITIONS

Code-099741
2020/10/23 公表値

Date	投機筋集計				実需筋集計				投機筋+実需筋合計				ユーロドル終値	
	EUR買い	EUR売り	売り越し	売買計	EUR買い	EUR売り	売り越し	売買計	EUR買い	EUR売り	売り越し	売買計	火曜締め	金曜締め
2020/10/20	229878	63935	-165943	293813	316168	535679	219511	851847	546046	599614	53568	1145660	1.1824	1.1863
2020/10/13	228295	59658	-168637	287953	320037	538976	218939	859013	548332	598634	50302	1146966	1.1745	1.1718
2020/10/06	231369	57061	-174308	288430	322277	548547	226270	870824	553646	605608	51962	1159254	1.1733	1.1824
2020/09/29	241967	53851	-188116	295818	319362	554998	235636	874360	561329	608849	47520	1170178	1.1741	1.1712
2020/09/22	247049	56227	-190822	303276	324148	563561	239413	887709	571197	619788	48591	1190985	1.1707	1.1626
2020/09/15	230695	52119	-178576	282814	326724	561883	235159	888607	557419	614002	56583	1171421	1.1849	1.1849
2020/09/08	248683	51869	-196814	300552	332939	581988	249049	914927	581622	633857	52235	1215479	1.1774	1.1841
2020/09/01	250867	54120	-196747	304987	340434	592019	251585	932453	591301	646139	54838	1237440	1.1917	1.1842
2020/08/25	262061	50309	-211752	312370	332664	600646	267982	933310	594725	650955	56230	1245680	1.1834	1.1899
2020/08/18	259244	62301	-196943	321545	332209	591573	259364	923782	591453	653874	62421	1245327	1.1932	1.1795
2020/08/11	266078	66327	-199751	332405	332842	589103	256261	921945	598920	655430	56510	1254350	1.1743	1.1837
2020/08/04	262109	81461	-180648	343570	332310	573668	241358	905978	594419	655129	60710	1249548	1.1797	1.1787
2020/07/28	242127	84568	-157559	326695	328605	546114	217509	874719	570732	630682	59950	1201414	1.1721	1.1782
2020/07/21	204185	79138	-125047	283323	320979	501647	180668	822626	525164	580785	55621	1105949	1.1533	1.1642
2020/07/14	194252	83340	-110912	277592	309455	471519	162064	780974	503707	554859	51152	1058566	1.1402	1.1437
2020/07/07	185159	81562	-103597	266721	311843	466973	155130	778816	497002	548535	51533	1045537	1.1274	1.1300
2020/06/30	180387	81432	-98955	261819	306839	453967	147128	760806	487226	535399	48173	1022625	1.1232	1.1245
2020/06/23	190816	72368	-118448	263184	305405	467945	162540	773350	496221	540313	44092	1036534	1.1309	1.1228
2020/06/16	187120	69988	-117132	257108	302800	457835	155035	760635	489920	527823	37903	1017743	1.1262	1.1187
2020/06/09	184669	89020	-95649	273689	316909	450627	133718	767536	501578	539647	38069	1041225	1.1338	1.1255
2020/06/02	174412	93172	-81240	267584	312787	429985	117198	742772	487199	523157	35958	1010356	1.1170	1.1290
2020/05/26	175034	99812	-75222	274846	298419	404675	106256	703094	473453	504487	31034	977940	1.0977	1.1102
2020/05/19	167756	95194	-72562	262950	295367	397961	102594	693328	463123	493155	30032	956278	1.0921	1.0903
2020/05/12	171980	93840	-78140	265820	294370	400827	106457	695197	466350	494667	28317	961017	1.0847	1.0818
2020/05/05	169272	92973	-76299	262245	290624	393234	102610	683858	459896	486207	26311	946103	1.0842	1.0836
2020/04/28	167264	87583	-79681	254847	291497	399179	107682	690676	458761	486762	28001	945523	1.0822	1.0980
2020/04/21	170378	83160	-87218	253538	297719	413092	115373	710811	468097	496252	28155	964349	1.0858	1.0810
2020/04/14	165078	78461	-86617	243539	296805	417530	120725	714335	461883	495991	34108	957874	1.0981	1.0868
2020/04/07	161185	81561	-79624	242746	304521	422120	117599	726641	465706	503681	37975	969387	1.0891	1.0940
2020/03/31	155047	80800	-74247	235847	315522	415776	100254	731298	470569	496576	26007	967145	1.1030	1.0811

EURO FX - CHICAGO MERCANTILE EXCHANGE
FUTURES ONLY POSITIONS Code-099741



Bitcoin/USD 及び CME Futures (当月及び限月別)

※取引単位=5ビットコイン
(CME CFビットコイン参考基準レート=BRRを対象)

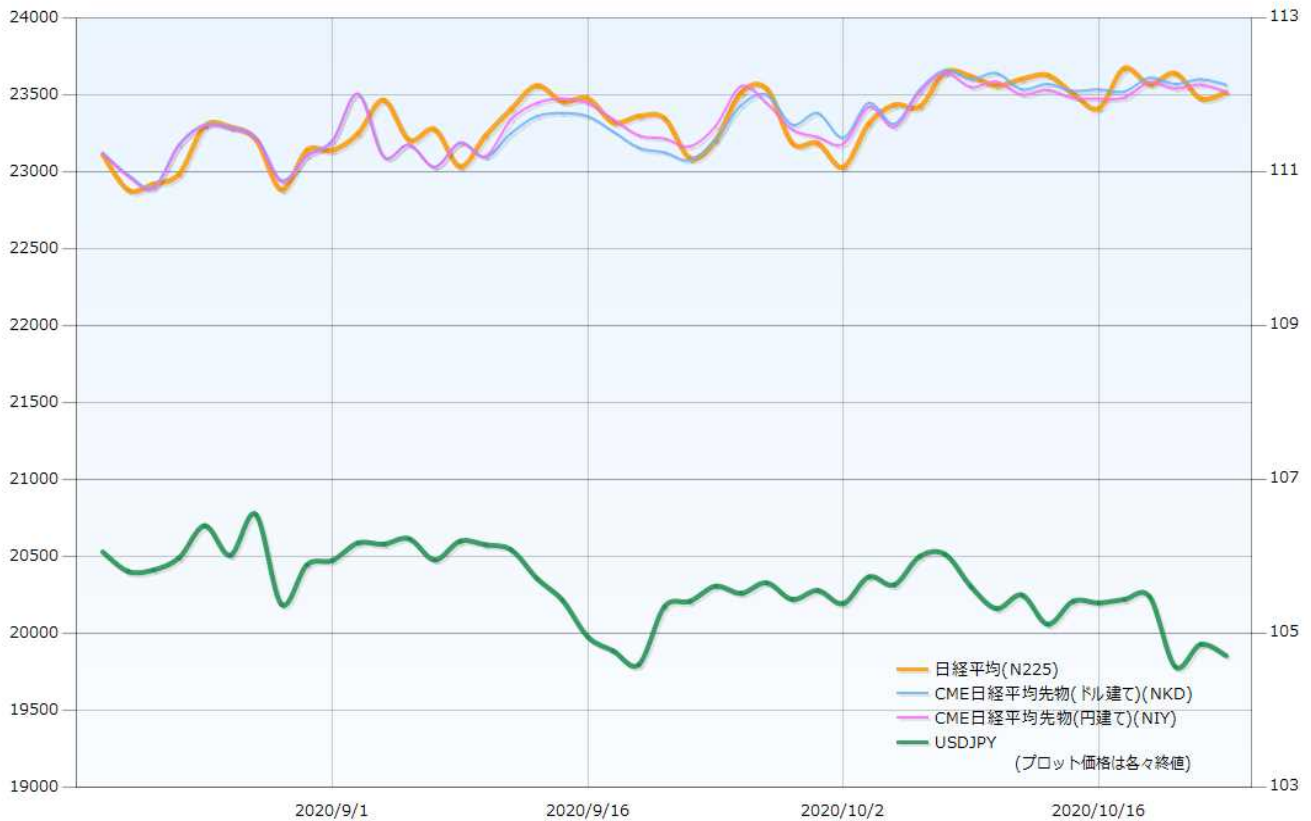
Bitcoin/USD					CME Futures		2020/10		2020/11		2020/12		2021/01		2021/02	
Date	Open	High	Low	Close	Volume	OpenInt	Close	Volume	Close	Volume	Close	Volume	Close	Volume	Close	Volume
2020/7/21	9174	9434	9158	9381	6558	9230	9545	5	9585		9605	2	0	0	0	0
2020/7/22	9381	9399	9295	9380	3778	9472	9570	1	9610	2	9630	7	0	0	0	0
2020/7/23	9381	9668	9377	9619	8067	10217	9820	21	9855		9880	7	0	0	0	0
2020/7/24	9619	9619	9478	9595	4061	10179	9800	9	9835		9860	13	0	0	0	0
2020/7/27	9889	11131	9889	11131	25493	13104	11210	244	11255	21	11315	12	0	0	0	0
2020/7/28	11126	11392	10605	11027	20939	13068	11425	308	11445	5	11495	18	0	0	0	0
2020/7/29	11025	11348	10860	11286	13188	13040	11625	76	11655	1	11695	6	0	0	0	0
2020/7/30	11297	11314	10877	11094	11794	13306	11540	4	11580	1	11620	15	0	0	0	0
2020/7/31	11097	11452	10984	11328	11291	13017	11750	161	11790	9	11830	95	0	0	0	0
2020/8/3	11137	11476	10956	11260	6308	13113	11760	139	11815	44	11885	5	11930	0	0	0
2020/8/4	11223	11414	11029	11246	7783	12703	11525	208	11605	2	11695	34	11740	0	0	0
2020/8/5	11241	11791	11105	11777	13013	13907	11975	373	12055	4	12155	22	12185	1	0	0
2020/8/6	11780	11910	11561	11742	5979	14081	12165	270	12250	12	12350	30	12385	1	0	0
2020/8/7	11747	11908	11354	11508	11473	13064	11750	115	11820	16	11930	13	11975	6	0	0
2020/8/10	11648	12072	11648	11839	11098	14139	12175	114	12280	51	12455	162	12500	3	0	0
2020/8/11	11839	11940	11142	11311	12114	13090	11610	195	11685	48	11850	22	11925	0	0	0
2020/8/12	11303	11620	11194	11516	6975	13630	11815	227	11890	52	12060	23	12150	0	0	0
2020/8/13	11510	11733	11288	11698	6003	13564	11750	175	11825	40	12010	17	12080	0	0	0
2020/8/14	11698	11862	11665	11810	11353	14671	12090	311	12195	64	12360	60	12450	0	0	0
2020/8/17	11863	12474	11777	12334	10179	15406	12705	163	12765	33	12960	90	13050	0	0	0
2020/8/18	12335	12413	11864	12074	12314	14454	12255	230	12350	104	12525	49	12615	0	0	0
2020/8/19	12075	12087	11598	11712	11715	13180	11920	283	11980	119	12105	103	12195	0	0	0
2020/8/20	11716	11889	11684	11831	5730	13306	12105	87	12205	7	12295	42	12385	0	0	0
2020/8/21	11833	11881	11614	11678	11384	12483	11930	112	12005	16	12120	35	12210	0	0	0
2020/8/24	11671	11827	11598	11762	9700	12425	12000	171	12075	7	12155	16	12245	0	0	0
2020/8/25	11759	11787	11135	11314	16250	11615	11495	407	11565	94	11635	104	11725	0	0	0
2020/8/26	11313	11541	11261	11478	10169	11042	11675	458	11760	118	11805	222	11895	0	0	0
2020/8/27	11477	11589	11140	11284	14200	10604	11410	383	11450	53	11550	17	11640	0	0	0
2020/8/28	11289	11552	11271	11513	8472	9827	11705	361	11790	171	11855	155	11995	2	0	0
2020/8/31	11608	11775	11586	11640	5315	10077	11940	368	12025	55	12090	22	12150	5	0	0
2020/9/1	11638	12055	11551	12028	9575	10617	12180	511	12275	77	12385	59	12450	0	0	0
2020/9/2	12027	12049	11221	11386	18355	9453	11560	747	11630	243	11710	124	11730	31	0	0
2020/9/3	11388	11466	10515	10736	17046	8623	10795	934	10860	336	10940	329	11070	34	0	0
2020/9/4	10734	10760	10033	10588	17135	8464	10705	1175	10745	166	10825	114	10840	12	0	0
2020/9/7	10329	10354	9896	10161	0	0	0	0	0	0	0	0	0	0	0	0
2020/9/8	10161	10444	9941	10032	16197	8198	10090	1235	10150	207	10205	201	10225	3	0	0
2020/9/9	10030	10348	9869	10245	5647	8183	10400	327	10470	57	10550	45	10570	0	0	0
2020/9/10	10245	10493	10193	10349	8941	9418	10405	751	10450	248	10525	82	10545	0	0	0
2020/9/11	10352	10381	10217	10338	5450	8867	10420	454	10470	89	10545	87	10565	0	0	0
2020/9/14	10304	10752	10260	10717	7279	9573	10780	575	10840	105	10930	62	11005	12	0	0
2020/9/15	10718	10934	10631	10856	4859	9383	10890	581	10950	91	11020	124	11150	11	0	0
2020/9/16	10858	11094	10673	11020	7890	9557	11095	647	11175	97	11260	82	11375	8	0	0
2020/9/17	11019	11046	10761	10962	8172	9148	11035	810	11095	91	11190	90	11225	2	0	0
2020/9/18	10963	11040	10826	10878	4937	9140	10970	358	11030	19	11120	61	11155	2	0	0
2020/9/21	10877	10991	10350	10509	15120	8726	10560	1692	10620	162	10715	384	10740	7	0	0
2020/9/22	10509	10577	10367	10551	5518	8426	10565	1210	10620	93	10700	134	10730	0	0	0
2020/9/23	10551	10558	10171	10258	11612	8108	10345	3309	10410	353	10465	229	10495	0	0	0
2020/9/24	10260	10712	10214	10653	13989	8174	10725	4089	10780	382	10865	532	11000	1	0	0
2020/9/25	10652	10791	10565	10732	6982	7320	10825	6120	10885	665	10960	186	11070	11	0	0
2020/9/28	10727	10949	10727	10890	4645	7731	10960	4100	11005	422	11095	118	11185	5	0	0
2020/9/29	10890	10890	10644	10770	5190	7324	10815	4764	10875	285	10955	137	11005	4	0	0
2020/9/30	10773	10858	10666	10709	6298	7487	10770	5671	10840	571	10920	56	10970	4	0	0
2020/10/1	10708	10921	10461	10605	12826	7018	10645	11708	10725	911	10810	176	10865	27	0	0
2020/10/2	10593	10666	10394	10524	6517	6525	10550	5867	10615	580	10705	56	10750	14	0	0
2020/10/5	10654	10765	10631	10743	4931	7378	10815	4462	10870	338	10945	94	10990	33	0	0
2020/10/6	10744	10800	10533	10575	4664	7511	10630	4093	10710	456	10770	102	10850	13	0	0
2020/10/7	10575	10680	10555	10664	2513	7606	10720	2260	10790	161	10865	54	10915	23	0	0
2020/10/8	10663	10955	10543	10885	5654	8450	10955	5066	11035	400	11110	158	11175	26	0	0
2020/10/9	10885	11109	10842	11046	7194	9799	11110	6338	11205	549	11275	248	11355	59	0	0
#####	11328	11718	11230	11689	7194	9782	11630	6338	11720	549	11805	248	11885	59	0	0
#####	11692	11704	11316	11453	4831	9353	11440	4170	11520	460	11625	156	11685	44	0	0
#####	11455	11549	11304	11383	3896	9554	11410	3466	11490	220	11590	194	11660	16	0	0
#####	11384	11604	11272	11507	3771	9753	11595	3418	11680	244	11770	99	11835	10	0	0
#####	11506	11545	11226	11325	5924	9084	11360	5373	11450	399	11530	112	11620	32	---	---
#####	11463	11819	11419	11757	7399	10617	11755	6876	11835	319	11910	157	12025	47	---	---
#####	11756	12046	11691	11927	4621	10896	11970	4060	12080	305	12170	201	12285	51	---	---
#####	11930	12988	11900	12942	12363	11918	12755	10223	12845	1626	12960	415	13065	93	---	---
#####	12939	13219	12706	13153	9304	12098	13155	7369	13265	1460	13405	405	13470	70	---	---
#####	13156	13196	12736	12929	5035	0	12970	3793	13110	1089	13215	146	13300	7	---	---



Date	BTC(BitCoin)/JPY					ETH(Ethereum)/JPY					XRP(Ripple)/JPY				
	Open	High	Low	Close	Volume	Open	High	Low	Close	Volume	Open	High	Low	Close	Volume
2020/8/25	1247906.25	1247681.25	1190684.13	1209189.13	2798092.71	43252.34	43297.53	39840.77	40852.05	1322202.91	30.6364	30.7044	29.0818	29.5673	149300.62
2020/8/26	1209270.00	1222226.00	1203263.00	1216266.00	2378531.67	40849.54	41578.34	40256.50	40914.93	1055236.56	29.5424	29.6961	29.2074	29.3778	126472.63
2020/8/27	1215974.38	1225441.88	1192199.50	1207470.50	2478241.66	40930.15	41870.74	39966.58	40802.03	1115165.12	29.3639	29.5179	27.4458	28.2061	156961.27
2020/8/28	1207672.88	1216388.13	1208005.50	1216059.88	2086779.63	40801.70	41920.87	40686.68	41707.37	960908.52	28.2218	28.8090	27.8849	28.6614	124153.24
2020/8/29	1215907.63	1226065.00	1208031.13	1212305.63	1842194.89	41687.66	42733.71	41408.45	42133.72	924774.82	28.6575	29.1663	28.3876	28.9196	111001.25
2020/8/30	1212500.38	1236780.50	1210779.75	1235783.50	2085064.00	42101.61	45235.19	42100.73	45203.78	1183070.74	28.9272	29.9053	28.9048	29.8654	126854.99
2020/8/31	1235973.38	1247580.38	1228647.25	1238257.50	2326481.11	45215.73	46444.02	44443.03	46121.82	1354221.63	29.8687	29.9630	29.4933	29.8693	128248.02
2020/9/1	1238098.13	1278857.25	1228762.50	126754.00	2892002.39	46100.06	51630.98	45770.66	50514.71	1997365.48	29.8531	31.6043	29.4829	31.3110	183266.94
2020/9/2	1266947.13	1266947.13	1198235.00	1212341.63	2977993.00	50510.05	50929.89	45068.91	46738.90	2091570.27	31.3022	32.1249	28.5783	29.3643	110880.80
2020/9/3	1211614.75	1215432.13	1080372.38	1086903.00	3387099.32	46760.09	47755.86	40436.15	40915.16	2081748.48	29.3829	29.3925	26.0373	26.1592	195975.34
2020/9/4	1085319.00	1132497.63	1085269.13	1116832.75	3183659.71	40809.04	42735.73	39510.99	41248.87	1779304.37	26.1747	28.2577	25.9253	27.1864	204441.22
2020/9/5	1116908.88	1124244.13	1056789.25	1080470.63	4772182.11	41227.33	41879.02	33655.84	35619.87	3174620.05	27.1784	27.5819	24.8414	25.2537	229556.22
2020/9/6	1080210.88	1100363.88	1068498.63	1092950.50	3941233.75	35627.78	38233.20	33896.76	37563.53	2938923.40	25.2537	25.8856	24.5770	25.5932	186306.06
2020/9/7	1093019.13	1104733.25	1053153.00	1102352.00	3582858.43	37576.89	38906.91	34652.51	37491.48	2313613.71	25.6018	25.8756	24.5656	25.7446	188500.12
2020/9/8	1102324.75	1102711.25	1056477.13	1073614.75	3542602.69	37547.70	37780.91	34846.31	35774.96	1906509.90	25.7292	25.9189	24.6717	25.0883	171500.13
2020/9/9	1073894.00	1099445.00	1061067.25	1088085.63	2563245.05	35798.57	38150.81	35187.65	37299.82	1545485.17	25.0851	25.8315	24.8161	25.4547	127814.07
2020/9/10	1088083.75	115210.88	1087638.13	110062.75	5775325.56	37333.74	40058.63	37300.00	39074.57	3335400.56	25.4631	26.4610	25.4504	25.8511	143661.10
2020/9/11	1100687.88	1108072.25	1076551.25	1104109.13	4798325.08	39076.33	39981.20	37748.65	39775.81	2897635.47	25.8511	25.9883	25.2154	25.8266	116416.17
2020/9/12	1105058.88	1122966.63	1092588.25	1104888.63	3901204.46	39765.17	41139.14	39048.29	41101.42	1411373.80	25.8015	26.4063	25.6705	26.3067	110798.93
2020/9/13	1109574.38	1122824.25	1085099.38	1095846.00	3875129.41	41137.11	41290.03	37614.98	38804.52	1592846.19	26.3067	26.8717	25.3559	25.6667	123469.46
2020/9/14	1096374.50	1140978.00	1089680.38	1129311.63	3748595.85	38818.28	40617.02	37961.54	39889.58	1854198.64	25.6670	26.3931	25.5139	26.0447	126455.47
2020/9/15	1116908.88	115210.88	1087638.13	1137888.75	5775325.56	37333.74	40058.63	37300.00	39074.57	3335400.56	25.4631	26.4610	25.4504	25.8511	143661.10
2020/9/16	1137974.13	1164454.88	1127706.00	1153115.00	3232951.19	38440.30	39113.37	37574.74	38435.29	2692399.97	25.7162	26.3447	24.9352	26.0409	149332.20
2020/9/17	1152941.38	1159536.25	1126765.63	1146315.50	3994341.95	38440.91	41263.16	38301.66	40728.75	2083401.31	26.0300	27.1138	25.8918	26.4037	181893.20
2020/9/18	1146611.75	1151476.13	1131211.75	114420.63	275441.08	40762.08	41025.05	39378.77	40191.08	1475240.37	26.4132	26.7602	25.8118	26.2152	134088.90
2020/9/19	1143287.75	1164236.38	1140764.25	1160080.25	2380338.90	40157.32	40474.64	39601.28	40314.45	1155391.73	26.1967	26.5700	25.9697	26.3207	109112.01
2020/9/20	1160239.63	1160239.63	1130815.75	1143373.13	2581831.34	40320.05	40320.05	38385.22	38760.00	1284898.31	26.3152	26.3152	25.4841	25.7920	114071.34
2020/9/21	1143023.38	1146294.50	1086645.63	1095298.63	3023983.41	38822.31	39207.07	35121.22	35781.73	1821432.32	25.7997	25.9089	24.1593	24.3026	179958.44
2020/9/22	1095022.75	1108981.25	1086948.88	1106875.63	2481043.62	35775.22	36222.73	35257.00	36183.86	1337328.14	24.2723	24.5422	24.1031	24.5163	107088.93
2020/9/23	1106980.25	1118048.50	1073279.63	1076919.88	2420809.58	36196.39	36326.65	33472.51	33761.93	1268711.94	24.5324	24.8222	23.3017	23.3434	106507.95
2020/9/24	1077090.00	1134908.50	1076750.25	1133001.25	2426948.93	37365.39	37050.03	33543.71	36835.86	1419270.27	23.3437	24.6437	23.2553	24.5692	138771.56
2020/9/25	1133204.13	1135830.50	1117068.25	1130065.50	2241966.17	36836.54	37795.81	35772.11	37185.12	1293940.55	24.5756	25.8276	24.2992	25.5325	146681.77
2020/9/26	1130060.00	1138112.50	1127931.75	1135571.75	1911726.34	37224.13	37586.24	36759.36	37481.14	1165381.79	25.5412	25.9326	25.2722	25.5920	124222.34
2020/9/27	1135413.63	1140882.50	1123853.38	1137601.63	1902285.27	37441.22	38229.36	36861.23	37727.28	1210450.84	25.5943	25.8722	25.2198	25.6834	104549.80
2020/9/28	1137307.63	1154953.63	1129912.88	1130506.75	2395741.36	37726.16	38721.05	37419.86	37427.64	1276145.06	25.6834	26.1992	25.4962	25.5230	138436.99
2020/9/29	1129572.13	1147314.88	1126864.75	1146428.50	2162055.85	37430.20	38120.09	37150.85	38038.41	1087008.43	25.4981	26.0343	25.2865	25.6932	131479.61
2020/9/30	1146067.13	1147475.38	1129328.13	1137577.38	2189146.55	38036.19	38080.30	37382.16	37965.13	1030652.24	25.6951	25.7028	25.2884	25.5522	122528.16
2020/10/1	1137302.50	1152101.88	1108033.13	1121303.13	2868689.12	37963.26	38983.78	36666.10	37283.92	1304681.11	25.5582	25.8839	24.8902	25.1593	136238.13
2020/10/2	1121415.00	1126300.50	1097376.00	1114988.25	2436170.95	0.00	0.00	0.00	0.00	0.00	25.1530	25.2899	24.2024	24.6697	152717.51
2020/10/3	1114845.25	1118035.38	1108964.63	1112916.25	1800597.58	36498.86	37038.73	36328.64	36585.12	905838.24	24.6835	24.7784	24.5816	24.5963	89897.39
2020/10/4	1113171.88	1126691.63	1109319.00	1127394.25	1851493.71	36579.94	37300.93	36382.57	37260.54	982213.50	24.5976	26.3928	24.4981	26.2213	156331.82
2020/10/5	1127774.63	1142087.13	1124166.00	1142087.13	2049201.70	37525.51	37489.88	36975.09	37450.50	1050097.50	26.2166	26.7937	26.1147	26.5221	183854.14
2020/10/6	1141640.75	1141833.50	1115801.00	1122099.13	2352125.90	37435.78	37559.71	35751.12	36026.33	1214660.76	26.5134	27.3726	25.6445	25.9733	278191.61
2020/10/7	1121902.63	1133288.63	1119382.63	1131668.13	1868716.15	36033.78	36304.91	35444.48	36254.43	1116618.58	25.9733	26.6576	25.6320	26.3909	157531.52
2020/10/8	1131508.00	1159739.13	1120110.63	1158224.13	2328627.22	36251.80	37397.90	35663.31	37264.58	1220504.48	26.4029	26.8180	25.7890	26.6786	167954.87
2020/10/9	1158416.75	1175709.13	1150666.00	1170157.38	2386177.36	37271.27	38941.99	36968.34	38659.38	1270317.42	26.6872	27.2338	26.5086	26.7920	173669.36
2020/10/10	1168011.00	1208468.75	1167778.38	1193064.88	2416257.00	38591.97	39950.67	38586.86	39179.73	1438315.80	26.7445	27.4359	26.7358	26.8569	206763.08
2020/10/11	1193035.38	1207053.75	1192248.00	1202434.75	2109152.00	39175.60	39842.91	39059.38	39623.73	1329217.56	26.8475	27.2686	26.8075	27.0098	195610.31
2020/10/12	1203327.63	1232229.88	1185909.38	1217241.88	2756112.88	39587.48	41167.11	38665.00	40843.61	1671477.75	27.0045	27.1899	26.3861	27.0141	223098.84
2020/10/13	1216542.13	1217003.13	1195213.38	1205097.25	2556758.75	40781.64	40816.74	39651.29	40204.45	1500504.26	27.0040	27.4288	26.7453	27.0346	221299.82
2020/10/14	1205429.25	1213826.75	1188944.00	1201728.25	2534297.32	40286.79	40737.55	39342.07	39899.95	1463463.93	27.0772	27.2316	25.9371	26.2276	205547.13
2020/10/15	1201422.88	1219879.75	1190422.00	1211141.38	2579956.51	39869.26	40145.29	39084.09	39766.99	1576615.05	26.2232	26.3569	25.6976	25.9120	174136.58
2020/10/16	1211929.38	1215312.75	1180846.13	1193634.38	2702619.52	39811.94	40018.26	38151.23	38609.68	1546666.90	25.9244	26.0625	25.0996	25.3487	174616.68
2020/10/17	1193634.38	1200396.13	1189757.13	1197427.38	2016824.83	38587.19	38882.79	38426.24	38886.62	1154520.89	25.3590	25.5886	25.2195	25.4001	123716.81
2020/10/18	1197204.00	1210719.38	1196318.00	1210719.38	1927655.54	38873.09	39918.20	38810.00	39876.02	1164723.7					

Date	日経平均(^N225)					CME日経平均先物ドル建て(NKD)					CME日経平均先物円建て(NIY)					USDJPY
	Open	High	Low	Close	Volume	Open	High	Low	Close	Volume	Open	High	Low	Close	Volume	
2020-10-23	23,558.71	23,587.90	23,469.13	23,516.59	49,200.0	23,600.0	23,620.0	23,465.0	23,565.0	5,331	23,520.0	23,520.0	23,520.0	23,520.0		104.71
2020-10-22	23,525.59	23,555.78	23,436.17	23,474.27	44,900.0	23,600.0	23,620.0	23,430.0	23,600.0	5,331	23,565.0	23,565.0	23,565.0	23,565.0		104.86
2020-10-21	23,615.52	23,702.30	23,611.33	23,639.46	53,300.0	23,605.0	23,700.0	23,535.0	23,570.0	3,678	23,540.0	23,540.0	23,540.0	23,540.0		104.56
2020-10-20	23,587.87	23,674.87	23,518.29	23,567.04	48,700.0	23,585.0	23,680.0	23,525.0	23,610.0	3,217	23,580.0	23,580.0	23,580.0	23,580.0		105.47
2020-10-19	23,543.69	23,707.16	23,543.69	23,671.13	46,300.0	23,545.0	23,745.0	23,505.0	23,520.0	4,178	23,480.0	23,480.0	23,480.0	23,480.0		105.44
2020-10-18																
2020-10-16	23,478.40	23,538.74	23,382.67	23,410.63	48,100.0	23,535.0	23,580.0	23,395.0	23,535.0	3,359	23,475.0	23,475.0	23,475.0	23,475.0		105.40
2020-10-15	23,548.45	23,581.16	23,458.43	23,507.23	48,300.0	23,560.0	23,595.0	23,380.0	23,525.0	5,095	23,480.0	23,480.0	23,480.0	23,480.0		105.42
2020-10-14	23,545.66	23,656.70	23,518.81	23,626.73	54,000.0	23,560.0	23,670.0	23,530.0	23,570.0	4,384	23,530.0	23,530.0	23,530.0	23,530.0		105.12
2020-10-13	23,667.90	23,667.90	23,490.95	23,601.78	47,200.0	23,670.0	23,690.0	23,500.0	23,535.0	5,164	23,500.0	23,500.0	23,500.0	23,500.0		105.50
2020-10-12	23,588.74	23,597.91	23,501.26	23,558.69	44,900.0	23,640.0	23,670.0	23,515.0	23,640.0	5,798	23,585.0	23,585.0	23,585.0	23,585.0		105.32
2020-10-11																
2020-10-09	23,713.86	23,725.58	23,552.73	23,619.69	56,100.0	23,705.0	23,765.0	23,580.0	23,600.0	7,198	23,550.0	23,550.0	23,550.0	23,550.0		105.61
2020-10-08	23,506.34	23,701.77	23,477.73	23,647.07	56,300.0	23,525.0	23,735.0	23,500.0	23,660.0	4,109	23,640.0	23,640.0	23,640.0	23,640.0		106.02
2020-10-07	23,272.45	23,432.73	23,272.45	23,422.82	52,100.0	23,270.0	23,560.0	23,265.0	23,535.0	2,857	23,520.0	23,520.0	23,520.0	23,520.0		106.00
2020-10-06	23,420.07	23,441.16	23,331.40	23,433.73	57,700.0	23,450.0	23,475.0	23,255.0	23,310.0	5,071	23,290.0	23,290.0	23,290.0	23,290.0		105.63
2020-10-05	23,254.28	23,377.43	23,252.69	23,312.14	59,500.0	23,300.0	23,465.0	23,250.0	23,445.0	2,980	23,420.0	23,420.0	23,420.0	23,420.0		105.73
2020-10-04																
2020-10-02	23,294.80	23,365.58	22,951.41	23,029.90	86,300.0	23,350.0	23,385.0	22,990.0	23,220.0	7,435	23,180.0	23,180.0	23,180.0	23,180.0		105.39
2020-10-01	23,184.93	23,184.93	23,184.93	23,184.93		23,315.0	23,405.0	23,260.0	23,380.0	4,974	23,225.0	23,225.0	23,225.0	23,225.0		105.56
2020-09-30	23,478.85	23,522.38	23,170.89	23,185.12	88,200.0	23,465.0	23,560.0	23,165.0	23,305.0	7,716	23,275.0	23,275.0	23,275.0	23,275.0		105.44
2020-09-29	23,410.50	23,622.74	23,347.64	23,539.10	61,300.0	23,470.0	23,650.0	23,380.0	23,500.0	4,587	23,445.0	23,445.0	23,445.0	23,445.0		105.66
2020-09-28	23,391.96	23,516.04	23,303.03	23,511.62	82,000.0	23,255.0	23,450.0	23,210.0	23,430.0	3,693	23,555.0	23,555.0	23,555.0	23,555.0		105.52
2020-09-27																
2020-09-25	23,217.33	23,272.67	23,154.66	23,204.62	72,200.0	23,070.0	23,245.0	22,890.0	23,210.0	4,603	23,295.0	23,295.0	23,295.0	23,295.0		105.61
2020-09-24	23,215.00	23,234.72	23,039.48	23,087.82	70,500.0	23,115.0	23,165.0	22,915.0	23,075.0	7,416	23,165.0	23,165.0	23,165.0	23,165.0		105.42
2020-09-23	23,245.89	23,370.13	23,154.45	23,346.49	77,000.0	22,965.0	23,305.0	22,925.0	23,125.0	7,800	23,215.0	23,215.0	23,215.0	23,215.0		105.35
2020-09-22						22,825.0	22,975.0	22,620.0	22,940.0	3,468	23,025.0	23,025.0	23,025.0	23,025.0		104.94
2020-09-21						23,135.0	23,285.0	22,515.0	22,855.0	8,086	22,950.0	22,950.0	22,950.0	22,950.0		104.68
2020-09-20																
2020-09-18	23,321.19	23,398.46	23,290.19	23,360.30	82,600.0	23,255.0	23,310.0	23,085.0	23,155.0	7,944	23,235.0	23,235.0	23,235.0	23,235.0		104.59
2020-09-17	23,416.62	23,446.39	23,272.23	23,319.37	61,100.0	23,345.0	23,400.0	23,120.0	23,260.0	7,140	23,340.0	23,340.0	23,340.0	23,340.0		104.77
2020-09-16	23,425.23	23,506.45	23,397.43	23,475.53	63,000.0	23,375.0	23,425.0	23,295.0	23,360.0	4,269	23,445.0	23,445.0	23,445.0	23,445.0		104.95
2020-09-15	23,438.83	23,477.86	23,351.35	23,454.89	61,800.0	23,360.0	23,420.0	23,255.0	23,380.0	4,226	23,475.0	23,475.0	23,475.0	23,475.0		105.43
2020-09-14	23,431.16	23,582.21	23,429.42	23,559.30	65,400.0	23,280.0	23,510.0	23,280.0	23,360.0	4,813	23,445.0	23,445.0	23,445.0	23,445.0		105.71
2020-09-13																
2020-09-11	23,114.63	23,412.93	23,114.63	23,406.49	76,900.0	23,005.0	23,325.0	23,005.0	23,250.0	7,604	22,960.0	23,400.0	22,960.0	23,340.0	14	106.08
2020-09-10	23,193.47	23,193.47	23,134.02	23,235.47	67,600.0	23,205.0	23,275.0	23,060.0	23,095.0	9,680	23,195.0	23,270.0	23,060.0	23,100.0		106.15
2020-09-09	22,966.89	23,059.02	22,878.71	23,032.54	84,400.0	22,905.0	23,240.0	22,810.0	23,190.0	9,084	22,900.0	23,235.0	22,770.0	23,185.0	42,615	106.20
2020-09-08	23,188.79	23,277.66	23,129.66	23,274.13	62,100.0	23,235.0	23,310.0	22,925.0	23,030.0	16,026	23,230.0	23,310.0	22,920.0	23,030.0	85,991	105.95
2020-09-06																
2020-09-04	23,130.32	23,257.69	23,098.77	23,205.43	59,300.0	23,095.0	23,325.0	22,835.0	23,175.0	11,609	23,090.0	23,315.0	22,830.0	23,175.0	57,221	106.23
2020-09-03	23,524.49	23,580.51	23,426.11	23,465.53	57,500.0	23,520.0	23,630.0	22,975.0	23,100.0	9,881	23,515.0	23,630.0	22,975.0	23,095.0	55,122	106.16
2020-09-02	23,261.09	23,287.40	23,170.82	23,247.15	52,600.0	23,225.0	23,530.0	23,170.0	23,505.0	8,482	23,220.0	23,525.0	23,165.0	23,505.0	33,811	106.17
2020-09-01	23,089.63	23,206.66	23,047.77	23,138.07	59,600.0	23,070.0	23,225.0	23,005.0	23,205.0	4,762	23,065.0	23,225.0	22,990.0	23,195.0	28,120	105.95
2020-08-31	23,147.14	23,342.32	23,102.61	23,139.76	81,000.0	22,945.0	23,375.0	22,945.0	23,105.0	8,517	22,950.0	23,370.0	22,950.0	23,100.0	35,507	105.89
2020-08-30						22,945.0	23,175.0	22,945.0	23,140.0	19,277	22,950.0	23,175.0	22,950.0	23,135.0	74,574	
2020-08-28	23,232.30	23,376.13	22,594.79	22,882.65	98,100.0	23,280.0	23,390.0	22,565.0	22,945.0	12,502	23,235.0	23,390.0	22,565.0	22,935.0	49,725	105.38
2020-08-27	23,311.04	23,323.07	23,177.85	23,208.86	52,700.0	23,310.0	23,350.0	23,145.0	23,225.0	6,560	23,295.0	23,340.0	23,135.0	23,215.0	26,086	106.55
2020-08-26	23,257.05	23,348.80	23,203.00	23,290.86	47,800.0	23,305.0	23,345.0	23,155.0	23,290.0	6,459	23,300.0	23,335.0	23,150.0	23,280.0	20,711	106.01
2020-08-25	23,242.74	23,431.04	23,225.39	23,296.77	75,300.0	23,135.0	23,430.0	23,135.0	23,305.0	7,427	23,140.0	23,425.0	23,130.0	23,300.0	29,036	106.40
2020-08-24	22,913.20	23,012.71	22,862.54	22,985.51	40,600.0	22,925.0	23,180.0	22,845.0	23,180.0	7,189	22,915.0	23,170.0	22,840.0	23,170.0	24,311	105.98
2020-08-23						22,925.0	22,970.0	22,920.0	22,965.0	6,245	22,915.0	22,960.0	22,905.0	22,950.0	16,906	
2020-08-21	23,022.76	23,135.43	22,920.30	22,920.30	51,200.0	23,015.0	23,140.0	22,710.0	22,900.0	6,853	23,000.0	23,125.0	22,700.0	22,890.0	27,894	105.82
2020-08-20	23,003.58	23,078.36	22,851.83	22,880.62	50,200.0	23,100.0	23,100.0	22,845.0	22,980.0	4,334	23,090.0	23,090.0	22,835.0	22,970.0	23,571	105.80
2020-08-19	22,997.93	23,149.85	22,953.60	23,110.61	50,100.0	23,095.0	23,205.0	22,955.0	23,125.0	3,537	23,080.0	23,195.0	22,950.0	23,115.0	16,950	106.06

日経平均とCME日経平均先物(ドル建て/円建て)及びドル円相関



過去5日及び過去4週の4本値と各種ピボット

2020/10/19 ~ 2020/10/23

USD/JPY										Demark						Pivot				Fibonacci Zone															
当日のOHLCLから計算される翌日の										StopLoss		Support		Pivot		Resistance		StopLoss		3-days AVG	Support Zone 2		Support Zone 1		BP	Resistance Zone 1		Resistance Zone 2							
日足	Open	High	Low	Close	値幅/日	引け形態	真の高値	真の安値	予想高値	予想安値	予想高値	予想安値	LBOP	S2	S1	PP	R1	R2	LBOP	HBOP															
2020/10/19	105.38	105.50	105.30	105.44	20p	陽線引け	-	-	-	-	-	-	105.13	105.21	105.33	105.41	105.53	105.61	105.73						105.14 ~ 105.21	105.29 ~ 105.31	105.41	105.51	105.71	105.54	105.61	105.69			
2020/10/20	105.44	105.75	105.42	105.47	33p	陽線引け	105.75	105.42	105.77	105.45	105.77	105.45	105.02	105.22	105.35	105.55	105.67	105.87	106.00						105.10 ~ 105.22	105.35 ~ 105.38	105.55	105.71	105.75	105.87	106.00				
2020/10/21	105.47	105.53	104.34	104.56	118p	陰線引け	105.53	104.34	105.04	103.86	105.04	103.86	102.91	103.63	104.10	104.81	105.28	105.99	106.46	105.26	Bear				103.17 ~ 103.63	104.08 ~ 104.22	104.81	105.40	105.54	105.99	106.45				
2020/10/22	104.56	104.92	104.48	104.76	45p	陽線引け	104.92	104.48	105.11	104.67	105.11	104.67	104.13	104.31	104.58	104.75	105.03	105.20	105.47	105.04	Bear				104.14 ~ 104.31	104.48 ~ 104.53	104.75	104.97	105.03	105.20	105.37				
2020/10/23	104.86	104.94	104.55	104.71	38p	陰線引け	104.94	104.55	104.82	104.44	104.82	104.44	104.14	104.35	104.53	104.73	104.91	105.12	105.30	104.76	Bear				104.20 ~ 104.35	104.49 ~ 104.54	104.73	104.92	104.97	105.12	105.26				
週足	Open	High	Low	Close	値幅/週	引け形態	真の高値	真の安値	予想高値	予想安値	予想高値	予想安値	LBOP	S2	S1	PP	R1	R2	HBOP						104.19 ~ 104.52	104.85 ~ 104.95	105.38	105.81	105.91	106.24	106.67				
2020/09/28 ~ 2020/10/02	105.66	105.80	104.95	105.39	86p	陽線引け	-	-	-	-	-	-	104.09	104.52	104.95	105.38	105.81	106.24	106.67						104.19 ~ 104.52	104.85 ~ 104.95	105.38	105.81	105.91	106.24	106.67				
2020/10/05 ~ 2020/10/09	105.50	106.11	105.41	105.61	70p	陽線引け	106.11	105.41	106.44	105.28	106.21	105.51	104.61	105.01	105.31	105.71	106.01	106.41	106.71						104.74 ~ 105.01	105.27 ~ 105.36	105.71	106.06	106.14	106.41	106.68				
2020/10/12 ~ 2020/10/16	105.75	105.75	105.04	105.40	71p	陰線引け	105.75	105.04	105.57	104.86	105.57	104.86	104.33	104.68	105.04	105.39	105.75	106.10	106.46	105.49	Bear				104.41 ~ 104.68	104.95 ~ 105.04	105.39	105.75	105.83	106.10	106.37				
2020/10/19 ~ 2020/10/23	105.38	105.75	104.34	104.71	141p	陽線引け	105.75	104.34	105.23	103.82	105.23	103.82	102.71	103.53	104.12	104.93	105.52	106.34	106.93	105.34	Bear				102.99 ~ 103.53	104.06 ~ 104.23	104.93	105.63	105.80	106.34	106.87				

EUR/JPY										Demark						Pivot				Fibonacci Zone															
当日のOHLCLから計算される翌日の										StopLoss		Support		Pivot		Resistance		StopLoss		3-days AVG	Support Zone 2		Support Zone 1		BP	Resistance Zone 1		Resistance Zone 2							
日足	Open	High	Low	Close	値幅/日	引け形態	真の高値	真の安値	予想高値	予想安値	予想高値	予想安値	LBOP	S2	S1	PP	R1	R2	LBOP	HBOP															
2020/10/19	123.52	124.34	123.37	124.08	97p	陽線引け	-	-	-	-	-	-	122.54	122.95	123.52	123.93	124.49	124.90	125.47						122.58 ~ 122.95	123.33 ~ 123.44	123.93	124.42	124.53	124.90	125.28				
2020/10/20	124.08	125.00	124.06	124.71	95p	陽線引け	125.00	124.06	125.33	124.38	125.33	124.38	123.23	123.64	124.18	124.59	125.12	125.54	126.07						122.38 ~ 123.64	124.00 ~ 124.12	124.59	125.06	125.17	125.54	125.90				
2020/10/21	124.71	124.84	123.92	124.02	92p	陰線引け	124.84	123.92	124.43	123.51	124.43	123.51	122.75	123.33	123.68	124.26	124.60	125.18	125.53	124.26	Bear				122.98 ~ 123.33	123.69 ~ 123.80	124.26	124.72	124.83	125.18	125.53				
2020/10/22	124.03	124.09	123.66	123.95	44p	陽線引け	124.09	123.66	124.02	123.58	124.02	123.58	123.27	123.46	123.71	123.90	124.14	124.34	124.58	124.25	Bear				123.29 ~ 123.46	123.63 ~ 123.68	123.90	124.12	124.17	124.34	124.50				
2020/10/23	123.96	124.22	123.42	124.21	81p	陽線引け	124.22	123.42	124.62	123.81	124.62	123.81	122.87	123.14	123.68	123.95	124.48	124.76	125.29	124.04	Bear				122.83 ~ 123.14	123.45 ~ 123.55	123.95	124.35	124.45	124.76	125.07				
週足	Open	High	Low	Close	値幅/週	引け形態	真の高値	真の安値	予想高値	予想安値	予想高値	予想安値	LBOP	S2	S1	PP	R1	R2	HBOP						120.77 ~ 121.48	122.42	123.36	124.33	125.23	126.20					
2020/09/28 ~ 2020/10/02	122.84	124.25	122.38	123.43	187p	陽線引け	-	-	-	-	-	-	120.59	121.48	122.46	123.36	124.33	125.23	126.20						120.77 ~ 121.48	122.42	123.36	124.33	125.23	126.20					
2020/10/05 ~ 2020/10/09	123.57	125.09	123.45	124.87	163p	陽線引け	125.09	123.45	126.33	123.62	125.79	124.16	122.22	122.84	123.85	124.47	125.48	126.10	127.12						122.21 ~ 122.84	123.46 ~ 123.65	124.47	125.29	125.48	126.10	126.73				
2020/10/12 ~ 2020/10/16	124.93	124.95	123.02	123.50	193p	陰線引け	124.95	123.02	124.22	122.30	124.22	122.30	120.77	121.90	122.70	123.82	124.62	125.75	126.55	123.88	Bear				121.16 ~ 121.90	122.63 ~ 122.86	123.82	124.79	125.01	125.75	126.48				
2020/10/19 ~ 2020/10/23	123.52	125.00	123.37	124.21	164p	陽線引け	125.00	123.37	125.42	123.79	125.42	123.79	121.75	122.56	123.38	124.19	125.02	125.83	126.65	124.16	Bull				121.93 ~ 122.56	123.18 ~ 123.37	124.19	125.01	125.20	125.83	126.45				

EUR/USD										Demark						Pivot				Fibonacci Zone															
当日のOHLCLから計算される翌日の										StopLoss		Support		Pivot		Resistance		StopLoss		3-days AVG	Support Zone 2		Support Zone 1		BP	Resistance Zone 1		Resistance Zone 2							
日足	Open	High	Low	Close	値幅/日	引け形態	真の高値	真の安値	予想高値	予想安値	予想高値	予想安値	LBOP	S2	S1	PP	R1	R2	LBOP	HBOP															
2020/10/19	1.1720	1.1794	1.1703	1.1768	90p	陽線引け	-	-	-	-	-	-	1.1626	1.1665	1.1716	1.1755	1.1806	1.1845	1.1897						1.1630 ~ 1.1665	1.1699 ~ 1.1710	1.1755	1.1800	1.1811	1.1845	1.1880				
2020/10/20	1.1768	1.1841	1.1760	1.1824	81p	陽線引け	1.1841	1.1760	1.1873	1.1792	1.1873	1.1792	1.1695	1.1728	1.1776	1.1808	1.1856	1.1889	1.1937						1.1697 ~ 1.1728	1.1758 ~ 1.1768	1.1808	1.1848	1.1858	1.1889	1.1919				
2020/10/21	1.1824	1.1881	1.1823	1.1860	58p	陽線引け	1.1881	1.1823	1.1899	1.1841	1.1899	1.1841	1.1770	1.1796	1.1828	1.1854	1.1886	1.1912	1.1944	1.1806	Bull				1.1774 ~ 1.1796	1.1818 ~ 1.1825	1.1854	1.1883	1.1890	1.1912	1.1934				
2020/10/22	1.1860	1.1867	1.1812	1.1821	54p	陰線引け	1.1867	1.1812	1.1844	1.1789	1.1844	1.1789	1.1745	1.1779	1.1800	1.1833	1.1854	1.1888	1.1909	1.1832	Bull				1.1758 ~ 1.1779	1.1800 ~ 1.1806	1.1833	1.1861	1.1867	1.1888	1.1909				
2020/10/23	1.1821	1.1863	1.1787	1.1863	76p	陽線引け	1.1863	1.1787	1.1901	1.1825	1.1901	1.1825	1.1736	1.1762	1.1812	1.1838	1.1888	1.1913	1.1964	1.1842	Bear				1.1733 ~ 1.1762	1.1791 ~ 1.1800	1.1838	1.1875	1.1884	1.1913	1.1942				
週足	Open	High	Low	Close	値幅/週	引け形態	真の高値	真の安値	予想高値	予想安値	予想高値	予想安値	LBOP	S2	S1	PP	R1	R2	HBOP						1.1486 ~ 1.1545	1.1604 ~ 1.1622	1.1699	1.1776	1.1794	1.1853	1.1912				
2020/09/28 ~ 2020/10/02	1.1627	1.1770	1.1615	1.1712	154p	陽線引け	-	-	-	-	-	-	1.1474	1.1545	1.1629	1.1699	1.1783	1.1853	1.1937						1.1486 ~ 1.1545	1.1604 ~ 1.1622	1.1699	1.1776	1.1794	1.1853	1.1912				
2020/10/05 ~ 2020/10/09	1.1713	1.1828	1.1709	1.1824	119p	陽線引け	1.1828	1.1709	1.1932	1.1720	1.1885	1.1766	1.1627	1.1668	1.1746	1.1787	1.1865	1.1906	1.1984						1.1622 ~ 1.1668	1.1713 ~ 1.1727	1.1787	1.1846	1.1860	1.1906	1.1951				
2020/10/12 ~ 2020/10/16	1.1814																																		

IMM扱い8通貨/ダウ/日経/金/オイル/主要クロス円の過去5日及び過去5週の4本値

AUDUSD					CADUSD					CHFUSD				
Date	Open	High	Low	Close	Date	Open	High	Low	Close	Date	Open	High	Low	Close
2020/10/23	0.7115	0.7158	0.7101	0.7139	2020/10/23	0.7614	0.7628	0.7599	0.7612	2020/10/23	1.1021	1.1069	1.0998	1.1062
2020/10/22	0.7113	0.7125	0.7085	0.7115	2020/10/22	0.7610	0.7620	0.7589	0.7613	2020/10/22	1.1050	1.1051	1.1013	1.1021
2020/10/21	0.7048	0.7137	0.7047	0.7113	2020/10/21	0.7616	0.7644	0.7603	0.7609	2020/10/21	1.1027	1.1073	1.1025	1.1052
2020/10/20	0.7064	0.7073	0.7021	0.7048	2020/10/20	0.7581	0.7631	0.7574	0.7616	2020/10/20	1.0983	1.1043	1.0977	1.1025
2020/10/19	0.7076	0.7115	0.7059	0.7064	2020/10/19	0.7583	0.7604	0.7579	0.7580	2020/10/19	1.0931	1.1001	1.0911	1.0984

CNYUSD					EURUSD					GBPUSD				
Date	Open	High	Low	Close	Date	Open	High	Low	Close	Date	Open	High	Low	Close
2020/10/23	0.1499	0.1504	0.1496	0.1503	2020/10/23	1.1821	1.1863	1.1787	1.1863	2020/10/23	1.3082	1.3122	1.3019	1.3046
2020/10/22	0.1504	0.1505	0.1499	0.1499	2020/10/22	1.1860	1.1867	1.1812	1.1821	2020/10/22	1.3145	1.3152	1.3071	1.3082
2020/10/21	0.1502	0.1509	0.1501	0.1505	2020/10/21	1.1824	1.1881	1.1823	1.1860	2020/10/21	1.2943	1.3177	1.2943	1.3145
2020/10/20	0.1497	0.1500	0.1496	0.1499	2020/10/20	1.1768	1.1841	1.1760	1.1824	2020/10/20	1.2943	1.2979	1.2912	1.2944
2020/10/19	0.1494	0.1497	0.1493	0.1497	2020/10/19	1.1720	1.1794	1.1703	1.1768	2020/10/19	1.2908	1.3025	1.2903	1.2943

JPYUSD					MXNUSD					NZDUSD				
Date	Open	High	Low	Close	Date	Open	High	Low	Close	Date	Open	High	Low	Close
2020/10/23	0.9536	0.9565	0.9530	0.9551	2020/10/23	4.7634	4.7941	4.7537	4.7925	2020/10/23	0.6668	0.6705	0.6656	0.6687
2020/10/22	0.9563	0.9572	0.9531	0.9537	2020/10/22	4.7375	4.7735	4.7113	4.7634	2020/10/22	0.6653	0.6689	0.6632	0.6667
2020/10/21	0.9481	0.9584	0.9476	0.9564	2020/10/21	4.7352	4.7635	4.7335	4.7375	2020/10/21	0.6578	0.6678	0.6577	0.6653
2020/10/20	0.9484	0.9486	0.9457	0.9481	2020/10/20	4.7150	4.7531	4.7031	4.7352	2020/10/20	0.6604	0.6607	0.6553	0.6578
2020/10/19	0.9489	0.9496	0.9478	0.9484	2020/10/19	4.7337	4.7504	4.6970	4.7150	2020/10/19	0.6606	0.6646	0.6602	0.6604

Nikkei 225 - Japan (NIX)					出来高	
Date	Open	High	Low	Close	(ドル建て終値)	出来高
2020/10/23	23558.71	23587.90	23469.32	23516.59	224.59	0
2020/10/22	23525.59	23555.78	23436.17	23474.27	223.87	492251400
2020/10/21	23615.52	23702.30	23611.33	23639.46	226.08	448662500
2020/10/20	23587.87	23674.87	23518.29	23567.04	223.44	533287900
2020/10/19	23543.69	23707.16	23543.69	23671.13	224.50	486736200
週4本値	23543.69	23707.16	23436.17	23516.59	224.59	921161500

XAUUSD				
Date	Open	High	Low	Close
2020/10/23	1904.22	1914.29	1894.58	1903.55
2020/10/22	1924.30	1926.02	1894.80	1904.07
2020/10/21	1908.94	1931.47	1908.65	1924.69
2020/10/20	1904.35	1914.13	1894.96	1906.44
2020/10/19	1899.86	1918.53	1897.14	1904.36
週4本値	1899.86	1931.47	1894.58	1903.55

Dow Jones Industrial - USA (DJIA)					出来高
Date	Open	High	Low	Close	出来高
2020/10/23	28409.65	28436.52	28149.82	28335.57	347300000
2020/10/22	28197.42	28421.31	28040.18	28363.66	330320000
2020/10/21	28270.66	28450.64	28196.39	28210.82	299420000
2020/10/20	28245.85	28575.03	28243.04	28308.79	350220000
2020/10/19	28633.55	28711.93	28139.40	28195.42	358700000
週4本値	28633.55	28711.93	28040.18	28335.57	

Historical Data by **Stooq**
 Arrangement by **FX_勝てば官軍?**

Crude Light Oil					出来高
Date	Open	High	Low	Close	出来高
2020/10/23	40.61	40.92	39.57	39.85	432233
2020/10/22	40.04	41.02	39.71	40.64	510755
2020/10/21	41.22	41.59	39.78	40.03	653422
2020/10/20	40.93	41.90	40.46	41.70	627409
2020/10/19	40.92	41.46	40.77	41.06	607672
週4本値	40.92	41.90	39.57	39.85	

USDJPY					EURJPY					GBPJPY				
日付	始値	高値	安値	終値	日付	始値	高値	安値	終値	日付	始値	高値	安値	終値
2020/10/23	104.86	104.94	104.55	104.71	2020/10/23	123.96	124.22	123.42	124.21	2020/10/23	137.18	137.32	136.37	136.60
2020/10/22	104.56	104.92	104.48	104.86	2020/10/22	124.03	124.09	123.66	123.95	2020/10/22	137.44	137.59	136.98	137.17
2020/10/21	105.47	105.53	104.34	104.56	2020/10/21	124.71	124.84	123.92	124.02	2020/10/21	136.52	137.67	136.52	137.44
2020/10/20	105.44	105.75	105.42	105.47	2020/10/20	124.08	125.00	124.06	124.71	2020/10/20	136.47	137.04	136.34	136.53
2020/10/19	105.38	105.50	105.30	105.44	2020/10/19	123.52	124.34	123.37	124.08	2020/10/19	136.03	137.25	136.01	136.47

USDJPY Weekly					EURJPY Weekly					GBPJPY Weekly				
日付	始値	高値	安値	終値	日付	始値	高値	安値	終値	日付	始値	高値	安値	終値
2020/10/23	105.38	105.75	104.34	104.71	2020/10/23	123.52	125.00	123.37	124.21	2020/10/23	136.03	137.67	136.01	136.60
2020/10/16	105.75	105.75	105.04	105.40	2020/10/16	124.93	124.95	123.02	123.50	2020/10/16	137.78	137.79	135.41	136.25
2020/10/09	105.50	106.11	105.41	105.61	2020/10/09	123.57	125.09	123.45	124.87	2020/10/09	136.30	137.78	135.91	137.70
2020/10/02	105.66	105.80	104.95	105.39	2020/10/02	122.84	124.25	122.38	123.43	2020/10/02	134.84	137.01	134.37	136.29
2020/09/25	104.54	105.70	104.00	105.61	2020/09/25	123.85	123.93	122.52	122.79	2020/09/25	135.26	135.33	133.07	134.63

先週のIMM取り扱い対ドル8通貨チャート

※ 赤点線は週最高値/青点線は週最低値、BB中心線はSMA21

2020/10/19 ~ 2020/10/23

Chart by OANDA Japan MetaTrader4



Pivot Maker Ver 3.0 by FX_勝てば官軍?

<http://fx.najirane.com>