

JAPANESE YEN - CHICAGO MERCANTILE EXCHANGE

Code-097741

2020/05/05

~

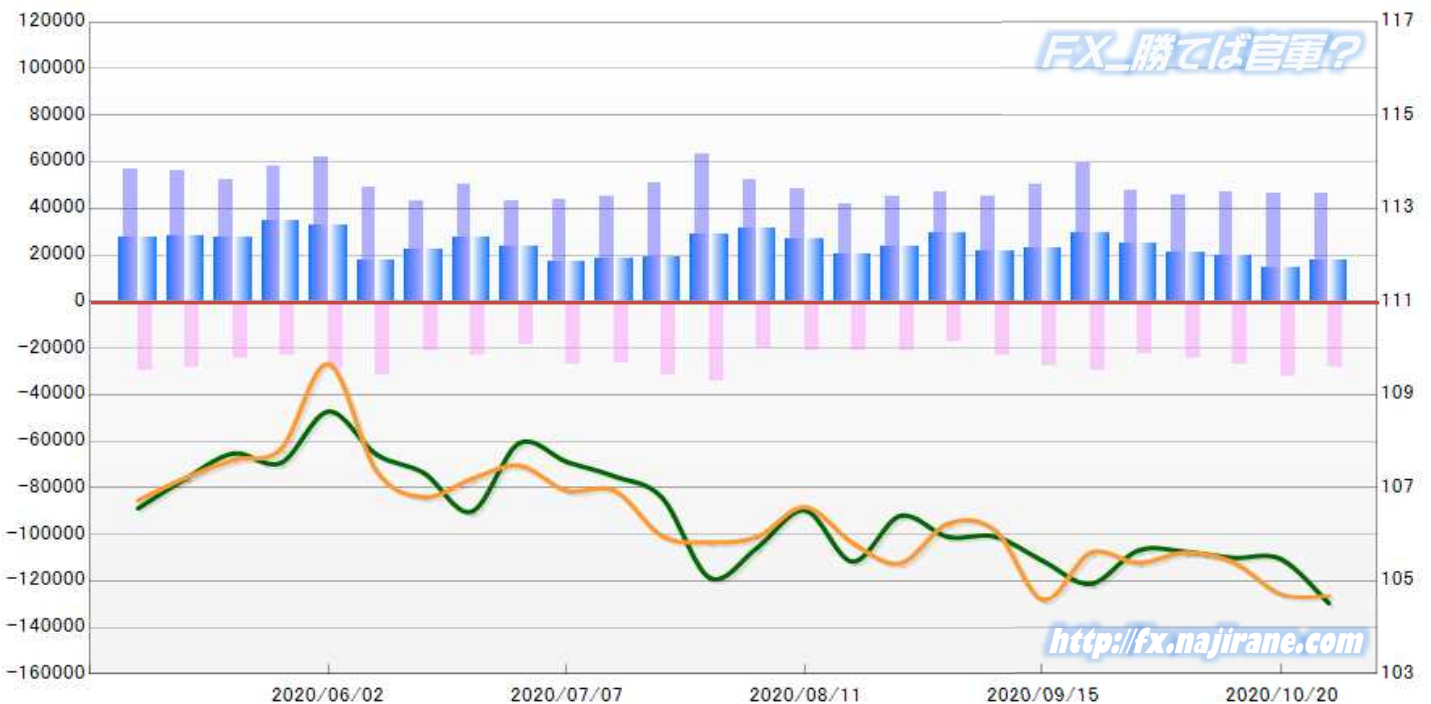
2020/10/27

2020/10/30 NYクローズ時公表値

Report_Date	Non Commercial Positions												火曜日 引け値	金曜日 引け値
	Long	増減	増減(%)	Short	増減	増減(%)	売り越し	増減	増減(%)	売買計	増減	増減(%)		
2020/10/27	46131	-393	-0.8%	28238	-4103	-12.7%	-17893	3710	26.2%	74369	-4496	-5.7%	104.51	104.67
2020/10/20	46524	-721	-1.5%	32341	5072	18.6%	-14183	-5793	-29.0%	78865	4351	5.8%	105.47	104.71
2020/10/13	47245	1466	3.2%	27269	2592	10.5%	-19976	-1126	-5.3%	74514	4058	5.8%	105.50	105.40
2020/10/06	45779	-1756	-3.7%	24677	1931	8.5%	-21102	-3687	-14.9%	70456	175	0.2%	105.63	105.61
2020/09/29	47535	-11498	-19.5%	22746	-6706	-22.8%	-24789	-4792	-16.2%	70281	-18204	-20.6%	105.66	105.39
2020/09/22	59033	8673	17.2%	29452	1981	7.2%	-29581	6692	29.2%	88485	10654	13.7%	104.94	105.61
2020/09/15	50360	5510	12.3%	27471	4363	18.9%	-22889	1147	5.3%	77831	9873	14.5%	105.43	104.59
2020/09/08	44850	-1804	-3.9%	23108	6058	35.5%	-21742	-7862	-26.6%	67958	4254	6.7%	105.95	106.08
2020/09/01	46654	1676	3.7%	17050	-4312	-20.2%	-29604	5988	25.4%	63704	-2636	-4.0%	105.95	106.23
2020/08/25	44978	3261	7.8%	21362	229	1.1%	-23616	3032	14.7%	66340	3490	5.6%	106.40	105.38
2020/08/18	41717	-6441	-13.4%	21133	-9	0.0%	-20584	-6432	-23.8%	62850	-6450	-9.3%	105.42	105.82
2020/08/11	48158	-3915	-7.5%	21142	498	2.4%	-27016	-4413	-14.0%	69300	-3417	-4.7%	106.52	106.59
2020/08/04	52073	-10851	-17.2%	20644	-13773	-40.0%	-31429	2922	10.3%	72717	-24624	-25.3%	105.72	105.95
2020/07/28	62924	12070	23.7%	34417	2870	9.1%	-28507	9200	47.7%	97341	14940	18.1%	105.07	105.83
2020/07/21	50854	5743	12.7%	31547	4762	17.8%	-19307	981	5.4%	82401	10505	14.6%	106.79	105.97
2020/07/14	45111	1068	2.4%	26785	-446	-1.6%	-18326	1514	9.0%	71896	622	0.9%	107.25	106.94
2020/07/07	44043	1288	3.0%	27231	8337	44.1%	-16812	-7049	-29.5%	71274	9625	15.6%	107.56	106.94
2020/06/30	42755	-7735	-15.3%	18894	-4138	-18.0%	-23861	-3597	-13.1%	61649	-11873	-16.1%	107.96	107.48
2020/06/23	50490	7364	17.1%	23032	2016	9.6%	-27458	5348	24.2%	73522	9380	14.6%	106.49	107.19
2020/06/16	43126	-5736	-11.7%	21016	-10384	-33.1%	-22110	4648	26.6%	64142	-16120	-20.1%	107.32	106.80
2020/06/09	48862	-13096	-21.1%	31400	2021	6.9%	-17462	-15117	-46.4%	80262	-11075	-12.1%	107.72	107.37
2020/06/02	61958	4085	7.1%	29379	6113	26.3%	-32579	-2028	-5.9%	91337	10198	12.6%	108.64	109.66
2020/05/26	57873	5835	11.2%	23266	-1302	-5.3%	-34607	7137	26.0%	81139	4533	5.9%	107.54	107.84
2020/05/19	52038	-4269	-7.6%	24568	-3802	-13.4%	-27470	-467	-1.7%	76606	-8071	-9.5%	107.74	107.60
2020/05/12	56307	-327	-0.6%	28370	-1050	-3.6%	-27937	723	2.7%	84677	-1377	-1.6%	107.20	107.22
2020/05/05	56634			29420			-27214			86054			106.56	106.73

JAPANESE YEN - CHICAGO MERCANTILE EXCHANGE
FUTURES ONLY POSITIONS

— 金曜終値 — 火曜終値 — Short枚数 — Long枚数 ■ 売り越し or 買い越し枚数



EURO FX - CHICAGO MERCANTILE EXCHANGE

Code-099741

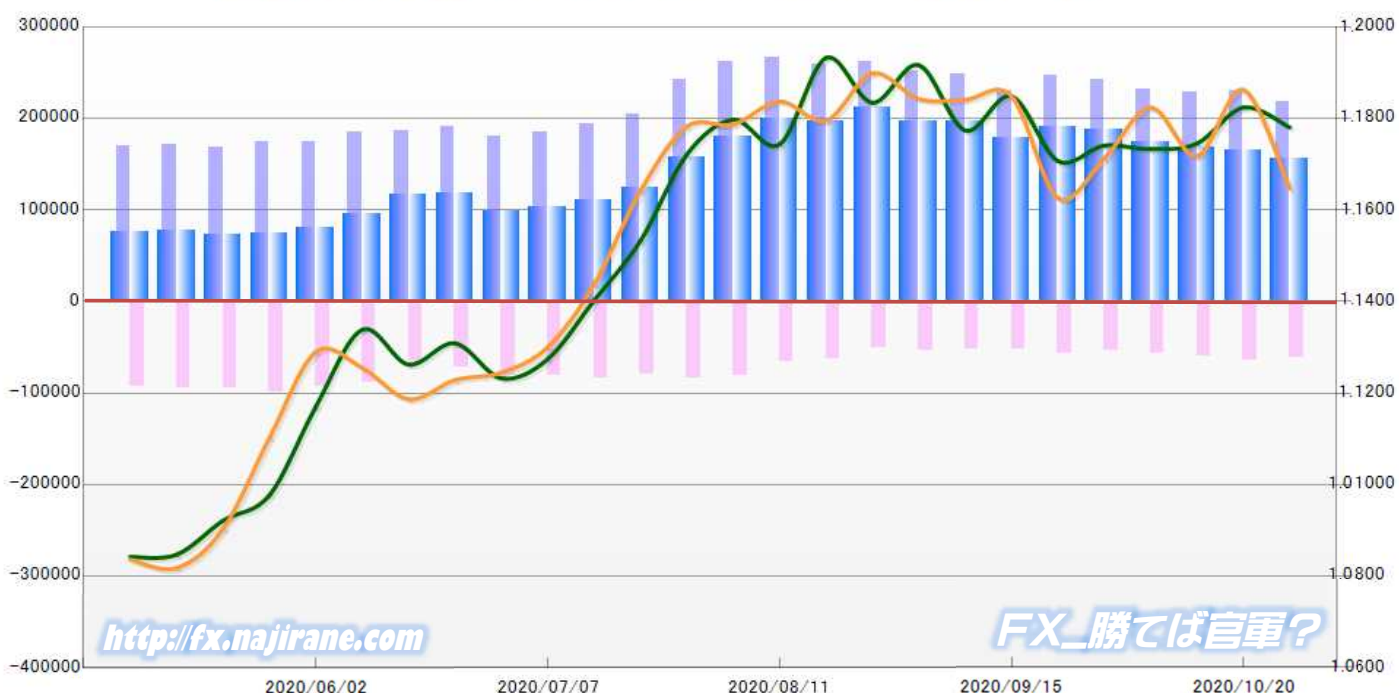
2020/05/05 ~ 2020/10/27

2020/10/30 NYクローズ時公表値

Report_Date	Non Commercial Positions										火曜日 引け値	金曜日 引け値		
	Long	増減		Short	増減		売り越し	増減		売買計			増減	
2020/10/27	217443	-12435	-5.4%	61888	-2047	-3.2%	-155555	-10388	-6.3%	279331	-14482	-4.9%	1.1780	1.1647
2020/10/20	229878	1583	0.7%	63935	4277	7.2%	-165943	-2694	-1.6%	293813	5860	2.0%	1.1824	1.1863
2020/10/13	228295	-3074	-1.3%	59658	2597	4.6%	-168637	-5671	-3.3%	287953	-477	-0.2%	1.1745	1.1718
2020/10/06	231369	-10598	-4.4%	57061	3210	6.0%	-174308	-13808	-7.3%	288430	-7388	-2.5%	1.1733	1.1824
2020/09/29	241967	-5082	-2.1%	53851	-2376	-4.2%	-188116	-2706	-1.4%	295818	-7458	-2.5%	1.1741	1.1712
2020/09/22	247049	16354	7.1%	56227	4108	7.9%	-190822	12246	6.9%	303276	20462	7.2%	1.1707	1.1626
2020/09/15	230695	-17988	-7.2%	52119	250	0.5%	-178576	-18238	-9.3%	282814	-17738	-5.9%	1.1849	1.1849
2020/09/08	248683	-2184	-0.9%	51869	-2251	-4.2%	-196814	67	0.0%	300552	-4435	-1.5%	1.1774	1.1841
2020/09/01	250867	-11194	-4.3%	54120	3811	7.6%	-196747	-15005	-7.1%	304987	-7383	-2.4%	1.1917	1.1842
2020/08/25	262061	2817	1.1%	50309	-11992	-19.2%	-211752	14809	7.5%	312370	-9175	-2.9%	1.1834	1.1899
2020/08/18	259244	-6834	-2.6%	62301	-4026	-6.1%	-196943	-2808	-1.4%	321545	-10860	-3.3%	1.1932	1.1795
2020/08/11	266078	3969	1.5%	66327	-15134	-18.6%	-199751	19103	10.6%	332405	-11165	-3.2%	1.1743	1.1837
2020/08/04	262109	19982	8.3%	81461	-3107	-3.7%	-180648	23089	14.7%	343570	16875	5.2%	1.1797	1.1787
2020/07/28	242127	37942	18.6%	84568	5430	6.9%	-157559	32512	26.0%	326695	43372	15.3%	1.1721	1.1782
2020/07/21	204185	9933	5.1%	79138	-4202	-5.0%	-125047	14135	12.7%	283323	5731	2.1%	1.1533	1.1642
2020/07/14	194252	9093	4.9%	83340	1778	2.2%	-110912	7315	7.1%	277592	10871	4.1%	1.1402	1.1437
2020/07/07	185159	4772	2.6%	81562	130	0.2%	-103597	4642	4.7%	266721	4902	1.9%	1.1274	1.1300
2020/06/30	180387	-10429	-5.5%	81432	9064	12.5%	-98955	-19493	-16.5%	261819	-1365	-0.5%	1.1232	1.1245
2020/06/23	190816	3696	2.0%	72368	2380	3.4%	-118448	1316	1.1%	263184	6076	2.4%	1.1309	1.1228
2020/06/16	187120	2451	1.3%	69988	-19032	-21.4%	-117132	21483	22.5%	257108	-16581	-6.1%	1.1262	1.1187
2020/06/09	184669	10257	5.9%	89020	-4152	-4.5%	-95649	14409	17.7%	273689	6105	2.3%	1.1338	1.1255
2020/06/02	174412	-622	-0.4%	93172	-6640	-6.7%	-81240	6018	8.0%	267584	-7262	-2.6%	1.1170	1.1290
2020/05/26	175034	7278	4.3%	99812	4618	4.9%	-75222	2660	3.7%	274846	11896	4.5%	1.0977	1.1102
2020/05/19	167756	-4224	-2.5%	95194	1354	1.4%	-72562	-5578	-7.1%	262950	-2870	-1.1%	1.0921	1.0903
2020/05/12	171980	2708	1.6%	93840	867	0.9%	-78140	1841	2.4%	265820	3575	1.4%	1.0847	1.0818
2020/05/05	169272			92973			-76299			262245			1.0842	1.0836

**EURO FX - CHICAGO MERCANTILE EXCHANGE
FUTURES ONLY POSITIONS**

— 金曜締め最終値 — 火曜締め最終値 — Short枚数 — Long枚数 — 売り越し or 買い越し枚数

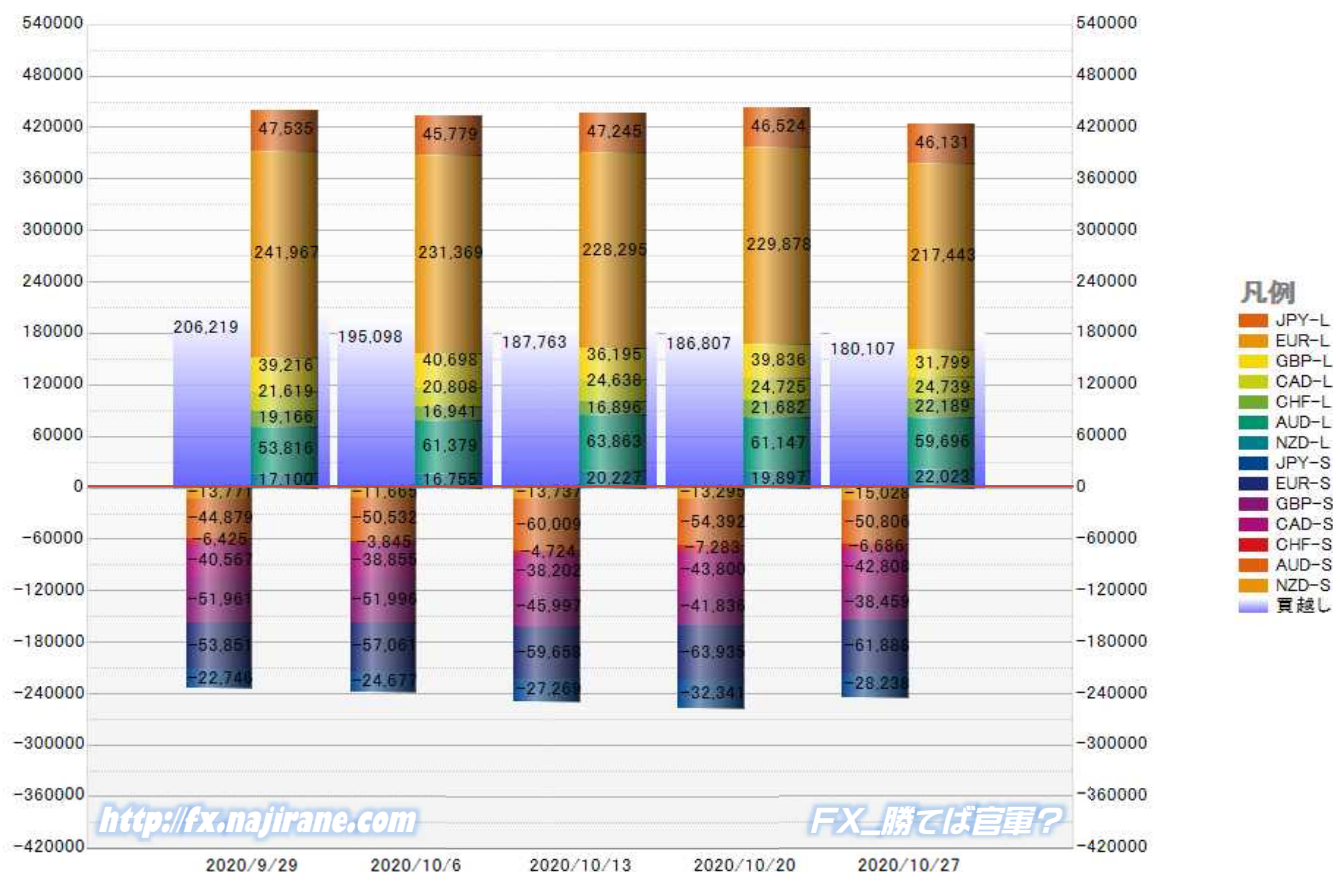


<http://fx.najirane.com>

FX_勝てば官軍?

	2020/09/29			2020/10/06			2020/10/13			2020/10/20			2020/10/27		
	Long	Short	売り越し	Long	Short	売り越し	Long	Short	売り越し	Long	Short	売り越し	Long	Short	売り越し
JPY	47535	22746	-24789	45779	24677	-21102	47245	27269	-19976	46524	32341	-14183	46131	28238	-17893
	前週比 枚数増減 (枚)			-1756	1931	-3687	1466	2592	-1126	-721	5072	-5793	-393	-4103	3710
	前週比 枚数増減 (%)			-3.7%	8.5%	-14.9%	3.2%	10.5%	-5.3%	-1.5%	18.6%	-29.0%	-0.8%	-12.7%	26.2%
EUR	241967	53851	-188116	231369	57061	-174308	228295	59658	-168637	229878	63935	-165943	217443	61888	-155555
	前週比 枚数増減 (枚)			-10598	3210	-13808	-3074	2597	-5671	1583	4277	-2694	-12435	-2047	-10388
	前週比 枚数増減 (%)			-4.4%	6.0%	-7.3%	-1.3%	4.6%	-3.3%	0.7%	7.2%	-1.6%	-5.4%	-3.2%	-6.3%
GBP	39216	51961	12745	40698	51996	11298	36195	45997	9802	39836	41836	2000	31799	38459	6660
	前週比 枚数増減 (枚)			1482	35	-1447	-4503	-5999	-1496	3641	-4161	-7802	-8037	-3377	4660
	前週比 枚数増減 (%)			3.8%	0.1%	-11.4%	-11.1%	-11.5%	-13.2%	10.1%	-9.0%	-79.6%	-20.2%	-8.1%	233.0%
AUD	53816	44879	-8937	61379	50532	-10847	63863	60009	-3854	61147	54392	-6755	59696	50806	-8890
	前週比 枚数増減 (枚)			7563	5653	1910	2484	9477	-6993	-2716	-5617	2901	-1451	-3586	2135
	前週比 枚数増減 (%)			14.1%	12.6%	21.4%	4.0%	18.8%	-64.5%	-4.3%	-9.4%	75.3%	-2.4%	-6.6%	31.6%
CAD	21619	40567	18948	20808	38855	18047	24638	38202	13564	24725	43800	19075	24739	42808	18069
	前週比 枚数増減 (枚)			-811	-1712	-901	3830	-653	-4483	87	5598	5511	14	-992	-1006
	前週比 枚数増減 (%)			-3.8%	-4.2%	-4.8%	18.4%	-1.7%	-24.8%	0.4%	14.7%	40.6%	0.1%	-2.3%	-5.3%
CHF	19166	6425	-12741	16941	3845	-13096	16896	4724	-12172	21682	7283	-14399	22189	6686	-15503
	前週比 枚数増減 (枚)			-2225	-2580	355	-45	879	-924	4786	2559	2227	507	-597	1104
	前週比 枚数増減 (%)			-11.6%	-40.2%	2.8%	-0.3%	22.9%	-7.1%	28.3%	54.2%	18.3%	2.3%	-8.2%	7.7%
NZD	17100	13771	-3329	16755	11665	-5090	20227	13737	-6490	19897	13295	-6602	22023	15028	-6995
	前週比 枚数増減 (枚)			-345	-2106	1761	3472	2072	1400	-330	-442	112	2126	1733	393
	前週比 枚数増減 (%)			-2.0%	-15.3%	52.9%	20.7%	17.8%	27.5%	-1.6%	-3.2%	1.7%	10.7%	13.0%	6.0%
MXN	43334	30698	-12636	51201	29859	-21342	51329	28851	-22478	56246	36404	-19842	63135	35189	-27946
	前週比 枚数増減 (枚)			7867	-839	8706	128	-1008	1136	4917	7553	-2636	6889	-1215	8104
	前週比 枚数増減 (%)			18.2%	-2.7%	68.9%	0.2%	-3.4%	5.3%	9.6%	26.2%	-11.7%	12.2%	-3.3%	40.8%
Total All 8	483753	264898	-218855	484930	268490	-216440	488688	278447	-210241	499935	293286	-206649	487155	279102	-208053
	前週比 枚数増減 (枚)			1177	3592	-2415	3758	9957	-6199	11247	14839	-3592	-12780	-14184	1404
	前週比 枚数増減 (%)			0.2%	1.4%	-1.1%	0.8%	3.7%	-2.9%	2.3%	5.3%	-1.7%	-2.6%	-4.8%	0.7%
Total 7 (MXN除く)	440419	234200	-206219	433729	238631	-195098	437359	249596	-187763	443689	256882	-186807	424020	243913	-180107
	前週比 枚数増減 (枚)			-6690	4431	-11121	3630	10965	-7335	6330	7286	-956	-19669	-12969	-6700
	前週比 枚数増減 (%)			-1.5%	1.9%	-5.4%	0.8%	4.6%	-3.8%	1.4%	2.9%	-0.5%	-4.4%	-5.0%	-3.6%

直近5週 CFTC IMM主要7通貨の構成

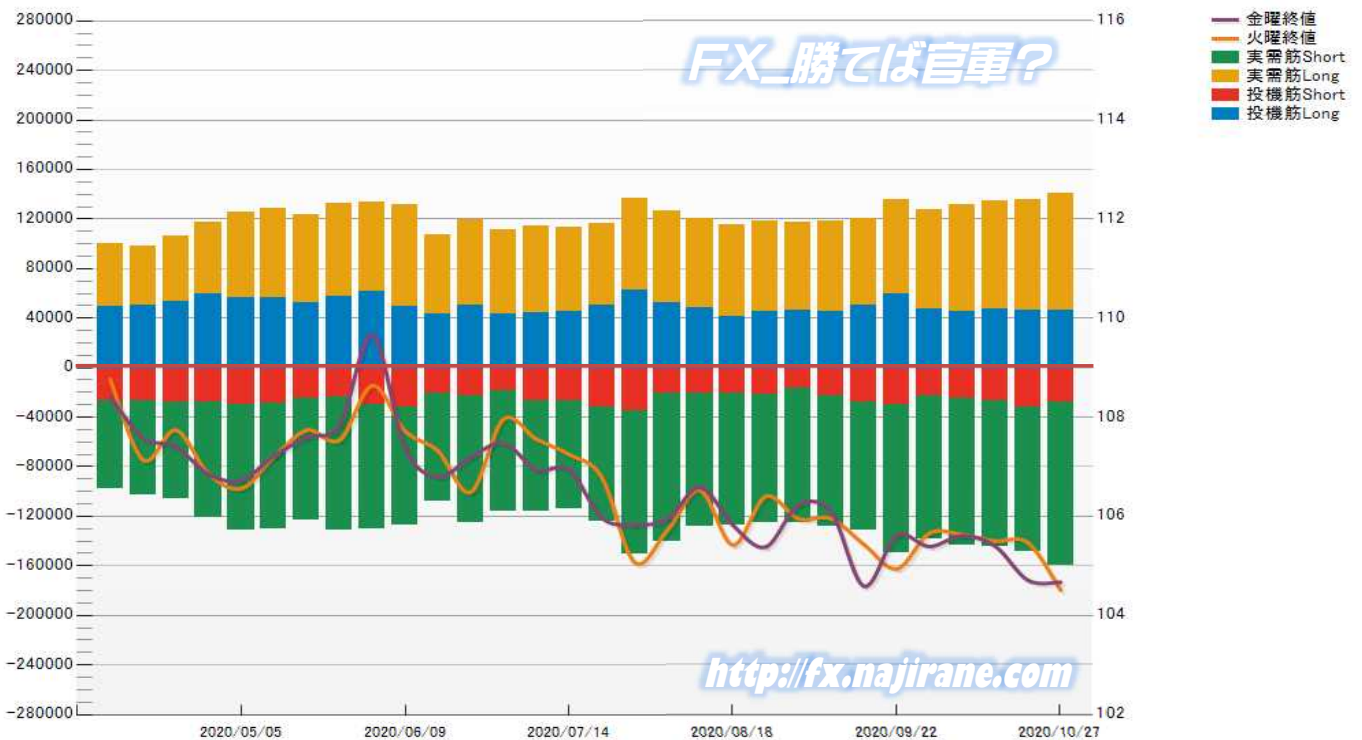


**JAPANESE YEN - CHICAGO MERCANTILE EXCHANGE
FUTURES ONLY POSITIONS**

**Code-097741
2020/10/30 公表値**

Date	投機筋集計				実需筋集計				投機筋+実需筋合計				ドル円終値	
	円買い	円売り	売り越し	売買計	円買い	円売り	売り越し	売買計	円買い	円売り	売り越し	売買計	火曜締め	金曜締め
2020/10/27	46131	28238	-17893	74369	94605	131414	36809	226019	140736	159652	18916	300388	104.51	104.67
2020/10/20	46524	32341	-14183	78865	88750	115778	27028	204528	135274	148119	12845	283393	105.47	104.71
2020/10/13	47245	27269	-19976	74514	86989	117085	30096	204074	134234	144354	10120	278588	105.50	105.40
2020/10/06	45779	24677	-21102	70456	86102	119068	32966	205170	131881	143745	11864	275626	105.63	105.61
2020/09/29	47535	22746	-24789	70281	79984	116054	36070	196038	127519	138800	11281	266319	105.66	105.39
2020/09/22	59033	29452	-29581	88485	76239	119883	43644	196122	135272	149335	14063	284607	104.94	105.61
2020/09/15	50360	27471	-22889	77831	69658	104286	34628	173944	120018	131757	11739	251775	105.43	104.59
2020/09/08	44850	23108	-21742	67958	73161	105346	32185	178507	118011	128454	10443	246465	105.95	106.08
2020/09/01	46654	17050	-29604	63704	70342	108353	38011	178695	116996	125403	8407	242399	105.95	106.23
2020/08/25	44978	21362	-23616	66340	73477	103640	30163	177117	118455	125002	6547	243457	106.40	105.38
2020/08/18	41717	21133	-20584	62850	73149	105667	32518	178816	114866	126800	11934	241666	105.42	105.82
2020/08/11	48158	21142	-27016	69300	72712	107449	34737	180161	120870	128591	7721	249461	106.52	106.59
2020/08/04	52073	20644	-31429	72717	74165	120290	46125	194455	126238	140934	14696	267172	105.72	105.95
2020/07/28	62924	34417	-28507	97341	73649	115708	42059	189357	136573	150125	13552	286698	105.07	105.83
2020/07/21	50854	31547	-19307	82401	65447	92194	26747	157641	116301	123741	7440	240042	106.79	105.97
2020/07/14	45111	26785	-18326	71896	67691	87431	19740	155122	112802	114216	1414	227018	107.25	106.94
2020/07/07	44043	27231	-16812	71274	70580	88421	17841	159001	114623	115652	1029	230275	107.56	106.94
2020/06/30	42755	18894	-23861	61649	68918	97342	28424	166260	111673	116236	4563	227909	107.96	107.48
2020/06/23	50490	23032	-27458	73522	68487	102372	33885	170859	118977	125404	6427	244381	106.49	107.19
2020/06/16	43126	21016	-22110	64142	64304	86449	22145	150753	107430	107465	35	214895	107.32	106.80
2020/06/09	48862	31400	-17462	80262	82366	95668	13302	178034	131228	127068	-4160	258296	107.72	107.37
2020/06/02	61958	29379	-32579	91337	72106	100594	28488	172700	134064	129973	-4091	264037	108.64	109.66
2020/05/26	57873	23266	-34607	81139	74238	108460	34222	182698	132111	131726	-385	263837	107.54	107.84
2020/05/19	52038	24568	-27470	76606	71027	98736	27709	169763	123065	123304	239	246369	107.74	107.60
2020/05/12	56307	28370	-27937	84677	72360	101599	29239	173959	128667	129969	1302	258636	107.20	107.22
2020/05/05	56634	29420	-27214	86054	68783	101620	32837	170403	125417	131040	5623	256457	106.56	106.73
2020/04/28	59962	27636	-32326	87598	56947	93684	36737	150631	116909	121320	4411	238229	106.86	106.85
2020/04/21	53730	27704	-26026	81434	52383	78188	25805	130571	106113	105892	-221	212005	107.74	107.41
2020/04/14	49863	27220	-22643	77083	48656	75435	26779	124091	98519	102655	4136	201174	107.14	107.58
2020/04/07	49249	26839	-22410	76088	51300	70904	19604	122204	100549	97743	-2806	198292	108.77	108.41

**JAPANESE YEN - CHICAGO MERCANTILE EXCHANGE
FUTURES ONLY POSITIONS Code-097741**



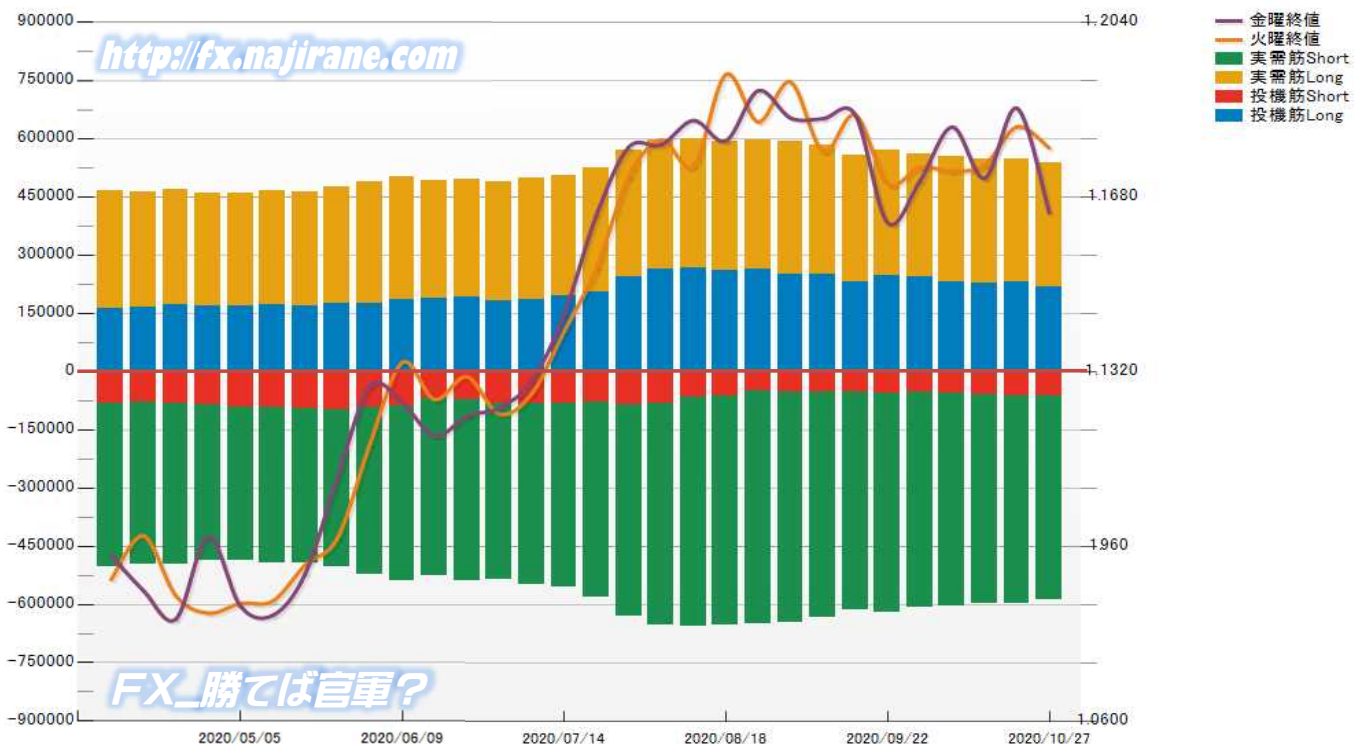
<http://fx.najirane.com>

EURO FX - CHICAGO MERCANTILE EXCHANGE
FUTURES ONLY POSITIONS

Code-099741
2020/10/30 公表値

Date	投機筋集計				実需筋集計				投機筋+実需筋合計				ユーロドル終値	
	EUR買い	EUR売り	売り越し	売買計	EUR買い	EUR売り	売り越し	売買計	EUR買い	EUR売り	売り越し	売買計	火曜締め	金曜締め
2020/10/27	217443	61888	-155555	279331	320086	526904	206818	846990	537529	588792	51263	1126321	1.1780	1.1647
2020/10/20	229878	63935	-165943	293813	316168	535679	219511	851847	546046	599614	53568	1145660	1.1824	1.1863
2020/10/13	228295	59658	-168637	287953	320037	538976	218939	859013	548332	598634	50302	1146966	1.1745	1.1718
2020/10/06	231369	57061	-174308	288430	322277	548547	226270	870824	553646	605608	51962	1159254	1.1733	1.1824
2020/09/29	241967	53851	-188116	295818	319362	554998	235636	874360	561329	608849	47520	1170178	1.1741	1.1712
2020/09/22	247049	56227	-190822	303276	324148	563561	239413	887709	571197	619788	48591	1190985	1.1707	1.1626
2020/09/15	230695	52119	-178576	282814	326724	561883	235159	888607	557419	614002	56583	1171421	1.1849	1.1849
2020/09/08	248683	51869	-196814	300552	332939	581988	249049	914927	581622	633857	52235	1215479	1.1774	1.1841
2020/09/01	250867	54120	-196747	304987	340434	592019	251585	932453	591301	646139	54838	1237440	1.1917	1.1842
2020/08/25	262061	50309	-211752	312370	332664	600646	267982	933310	594725	650955	56230	1245680	1.1834	1.1899
2020/08/18	259244	62301	-196943	321545	332209	591573	259364	923782	591453	653874	62421	1245327	1.1932	1.1795
2020/08/11	266078	66327	-199751	332405	332842	589103	256261	921945	598920	655430	56510	1254350	1.1743	1.1837
2020/08/04	262109	81461	-180648	343570	332310	573668	241358	905978	594419	655129	60710	1249548	1.1797	1.1787
2020/07/28	242127	84568	-157559	326695	328605	546114	217509	874719	570732	630682	59950	1201414	1.1721	1.1782
2020/07/21	204185	79138	-125047	283323	320979	501647	180668	822626	525164	580785	55621	1105949	1.1533	1.1642
2020/07/14	194252	83340	-110912	277592	309455	471519	162064	780974	503707	554859	51152	1058566	1.1402	1.1437
2020/07/07	185159	81562	-103597	266721	311843	466973	155130	778816	497002	548535	51533	1045537	1.1274	1.1300
2020/06/30	180387	81432	-98955	261819	306839	453967	147128	760806	487226	535399	48173	1022625	1.1232	1.1245
2020/06/23	190816	72368	-118448	263184	305405	467945	162540	773350	496221	540313	44092	1036534	1.1309	1.1228
2020/06/16	187120	69988	-117132	257108	302800	457835	155035	760635	489920	527823	37903	1017743	1.1262	1.1187
2020/06/09	184669	89020	-95649	273689	316909	450627	133718	767536	501578	539647	38069	1041225	1.1338	1.1255
2020/06/02	174412	93172	-81240	267584	312787	429985	117198	742772	487199	523157	35958	1010356	1.1170	1.1290
2020/05/26	175034	99812	-75222	274846	298419	404675	106256	703094	473453	504487	31034	977940	1.0977	1.1102
2020/05/19	167756	95194	-72562	262950	295367	397961	102594	693328	463123	493155	30032	956278	1.0921	1.0903
2020/05/12	171980	93840	-78140	265820	294370	400827	106457	695197	466350	494667	28317	961017	1.0847	1.0818
2020/05/05	169272	92973	-76299	262245	290624	393234	102610	683858	459896	486207	26311	946103	1.0842	1.0836
2020/04/28	167264	87583	-79681	254847	291497	399179	107682	690676	458761	486762	28001	945523	1.0822	1.0980
2020/04/21	170378	83160	-87218	253538	297719	413092	115373	710811	468097	496252	28155	964349	1.0858	1.0810
2020/04/14	165078	78461	-86617	243539	296805	417530	120725	714335	461883	495991	34108	957874	1.0981	1.0868
2020/04/07	161185	81561	-79624	242746	304521	422120	117599	726641	465706	503681	37975	969387	1.0891	1.0940

EURO FX - CHICAGO MERCANTILE EXCHANGE
FUTURES ONLY POSITIONS Code-099741



IMM扱い8通貨/ダウ/日経/金/オイル/主要クロス円の過去5日及び過去5週の4本値

AUDUSD					CADUSD					CHFUSD				
Date	Open	High	Low	Close	Date	Open	High	Low	Close	Date	Open	High	Low	Close
2020/10/30	0.7028	0.7072	0.7012	0.7028	2020/10/30	0.7506	0.7530	0.7492	0.7504	2020/10/30	1.0917	1.0943	1.0902	1.0906
2020/10/29	0.7051	0.7076	0.7003	0.7029	2020/10/29	0.7512	0.7531	0.7469	0.7506	2020/10/29	1.0984	1.1002	1.0902	1.0918
2020/10/28	0.7118	0.7157	0.7038	0.7051	2020/10/28	0.7578	0.7587	0.7500	0.7512	2020/10/28	1.0997	1.1007	1.0956	1.0984
2020/10/27	0.7119	0.7147	0.7113	0.7117	2020/10/27	0.7569	0.7609	0.7569	0.7578	2020/10/27	1.1010	1.1035	1.0990	1.0997
2020/10/26	0.7117	0.7147	0.7103	0.7120	2020/10/26	0.7598	0.7610	0.7562	0.7569	2020/10/26	1.1049	1.1058	1.1010	1.1011

CNYUSD					EURUSD					GBPUSD				
Date	Open	High	Low	Close	Date	Open	High	Low	Close	Date	Open	High	Low	Close
2020/10/30	0.1491	0.1498	0.1491	0.1495	2020/10/30	1.1669	1.1704	1.1640	1.1647	2020/10/30	1.2928	1.2988	1.2899	1.2951
2020/10/29	0.1487	0.1492	0.1486	0.1490	2020/10/29	1.1749	1.1758	1.1650	1.1670	2020/10/29	1.2987	1.3025	1.2881	1.2928
2020/10/28	0.1488	0.1491	0.1487	0.1489	2020/10/28	1.1780	1.1788	1.1718	1.1749	2020/10/28	1.3027	1.3063	1.2917	1.2987
2020/10/27	0.1493	0.1495	0.1490	0.1490	2020/10/27	1.1807	1.1839	1.1770	1.1780	2020/10/27	1.3016	1.3080	1.3001	1.3027
2020/10/26	0.1500	0.1501	0.1493	0.1494	2020/10/26	1.1842	1.1851	1.1803	1.1807	2020/10/26	1.3043	1.3074	1.2993	1.3016

JPYUSD					MXNUSD					NZDUSD				
Date	Open	High	Low	Close	Date	Open	High	Low	Close	Date	Open	High	Low	Close
2020/10/30	0.9558	0.9604	0.9547	0.9554	2020/10/30	4.6759	4.7217	4.6529	4.7186	2020/10/30	0.6627	0.6671	0.6598	0.6613
2020/10/29	0.9588	0.9613	0.9549	0.9558	2020/10/29	4.7061	4.7307	4.6555	4.6759	2020/10/29	0.6644	0.6660	0.6597	0.6627
2020/10/28	0.9569	0.9605	0.9564	0.9588	2020/10/28	4.7478	4.7590	4.6818	4.7061	2020/10/28	0.6699	0.6720	0.6629	0.6644
2020/10/27	0.9534	0.9579	0.9534	0.9569	2020/10/27	4.7723	4.7991	4.7416	4.7478	2020/10/27	0.6676	0.6724	0.6675	0.6699
2020/10/26	0.9551	0.9555	0.9519	0.9534	2020/10/26	4.7780	4.7876	4.7338	4.7723	2020/10/26	0.6676	0.6698	0.6671	0.6677

Nikkei 225 -Japan (NIX)						
Date	Open	High	Low	Close	(ドル建て終値)	出来高
2020/10/30	23320.71	23320.71	22948.47	22977.13	219.52	0
2020/10/29	23170.76	23374.10	23170.76	23331.94	223.01	766808300
2020/10/28	23372.61	23451.03	23334.57	23418.51	224.53	575158900
2020/10/27	23376.96	23485.80	23245.45	23485.80	224.73	671404500
2020/10/26	23520.78	23572.60	23475.52	23494.34	224.00	526861800
週4本値	23520.78	23572.60	22948.47	22977.13	219.52	(N225銘柄計) (東証一部全体計)

XAUUSD					
Date	Open	High	Low	Close	出来高
2020/10/30	1866.73	1889.73	1864.79	1878.38	
2020/10/29	1877.98	1885.02	1860.10	1868.57	
2020/10/28	1904.79	1910.90	1869.92	1876.68	
2020/10/27	1902.59	1911.37	1897.93	1907.77	
2020/10/26	1893.52	1908.64	1893.49	1902.39	
週4本値	1893.52	1911.37	1860.10	1878.38	

Dow Jones Industrial - USA (DJIA)					
Date	Open	High	Low	Close	出来高
2020/10/30	26572.27	26639.18	26143.77	26501.60	504820000
2020/10/29	26480.98	26891.89	26290.78	26659.11	419770000
2020/10/28	27102.14	27102.14	26497.39	26519.95	496150000
2020/10/27	27651.18	27707.69	27457.96	27463.19	366400000
2020/10/26	28185.82	28185.82	27370.16	27685.38	404150000
週4本値	28185.82	28185.82	26143.77	26501.60	

Historical Data by **Stooq**
 Arrangement by **FX_勝てば官軍?**

Crude Light Oil						
Date	Open	High	Low	Close	出来高	
2020/10/30	36.07	36.60	35.21	35.79	730755	
2020/10/29	37.39	37.76	34.92	36.17	1129813	
2020/10/28	38.97	39.01	36.97	37.39	941921	
2020/10/27	38.59	39.83	38.51	39.57	567900	
2020/10/26	39.69	39.74	38.28	38.56	618511	
週4本値	39.69	39.83	34.92	35.79		

USDJPY					EURJPY					GBPJPY				
日付	始値	高値	安値	終値	日付	始値	高値	安値	終値	日付	始値	高値	安値	終値
2020/10/30	104.62	104.74	104.13	104.67	2020/10/30	122.09	122.45	121.62	121.91	2020/10/30	135.25	135.80	134.41	135.56
2020/10/29	104.30	104.73	104.03	104.62	2020/10/29	122.54	122.88	121.90	122.09	2020/10/29	135.46	135.95	134.66	135.25
2020/10/28	104.51	104.56	104.12	104.30	2020/10/28	123.11	123.19	122.19	122.54	2020/10/28	136.15	136.24	134.89	135.45
2020/10/27	104.89	104.89	104.39	104.51	2020/10/27	123.84	124.00	123.00	123.11	2020/10/27	136.52	136.60	136.12	136.15
2020/10/26	104.70	105.06	104.66	104.89	2020/10/26	123.99	124.20	123.78	123.84	2020/10/26	136.56	137.06	136.31	136.52

USDJPY Weekly					EURJPY Weekly					GBPJPY Weekly				
日付	始値	高値	安値	終値	日付	始値	高値	安値	終値	日付	始値	高値	安値	終値
2020/10/30	104.70	105.06	104.03	104.67	2020/10/30	123.99	124.20	121.62	121.91	2020/10/30	136.56	137.06	134.41	135.56
2020/10/23	105.38	105.75	104.34	104.71	2020/10/23	123.52	125.00	123.37	124.21	2020/10/23	136.03	137.67	136.01	136.60
2020/10/16	105.75	105.75	105.04	105.40	2020/10/16	124.93	124.95	123.02	123.50	2020/10/16	137.78	137.79	135.41	136.25
2020/10/09	105.50	106.11	105.41	105.61	2020/10/09	123.57	125.09	123.45	124.87	2020/10/09	136.30	137.78	135.91	137.70
2020/10/02	105.66	105.80	104.95	105.39	2020/10/02	122.84	124.25	122.38	123.43	2020/10/02	134.84	137.01	134.37	136.29

先週のIMM取り扱い対ドル8通貨チャート

※ 赤点線は週最高値/青天線は週最低値、BB中心線はSMA21

2020/10/26 ~ 2020/10/30

Chart by OANDA Japan MetaTrader4

