

JAPANESE YEN - CHICAGO MERCANTILE EXCHANGE

Code-097741

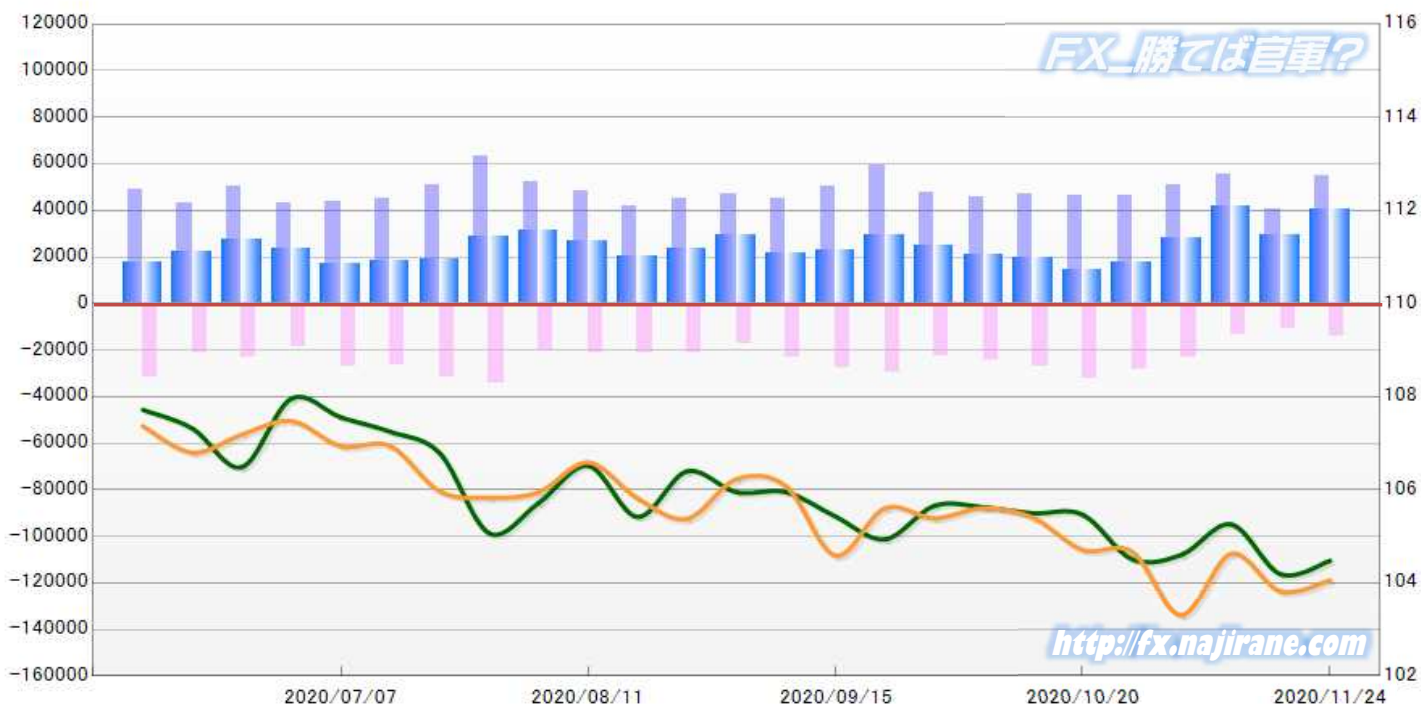
2020/06/02 ~ 2020/11/24

2020/11/27 NYクローズ時公表値

| Report_Date | Non Commercial Positions | | | | | | | | | | | | 火曜日 引け値 | 金曜日 引け値 |
|-------------|--------------------------|--------|--------|-------|--------|--------|--------|--------|--------|-------|--------|--------|------------|------------|
| | Long | 増減 | 増減(%) | Short | 増減 | 増減(%) | 売り越し | 増減 | 増減(%) | 売買計 | 増減 | 増減(%) | | |
| 2020/11/24 | 54472 | 14159 | 35.1% | 14230 | 3584 | 33.7% | -40242 | 10575 | 35.6% | 68702 | 17743 | 34.8% | 104.48 | 104.06 |
| 2020/11/17 | 40313 | -15331 | -27.6% | 10646 | -3104 | -22.6% | -29667 | -12227 | -29.2% | 50959 | -18435 | -26.6% | 104.19 | 103.82 |
| 2020/11/10 | 55644 | 4632 | 9.1% | 13750 | -9164 | -40.0% | -41894 | 13796 | 49.1% | 69394 | -4532 | -6.1% | 105.26 | 104.63 |
| 2020/11/03 | 51012 | 4881 | 10.6% | 22914 | -5324 | -18.9% | -28098 | 10205 | 57.0% | 73926 | -443 | -0.6% | 104.61 | 103.30 |
| 2020/10/27 | 46131 | -393 | -0.8% | 28238 | -4103 | -12.7% | -17893 | 3710 | 26.2% | 74369 | -4496 | -5.7% | 104.51 | 104.67 |
| 2020/10/20 | 46524 | -721 | -1.5% | 32341 | 5072 | 18.6% | -14183 | -5793 | -29.0% | 78865 | 4351 | 5.8% | 105.47 | 104.71 |
| 2020/10/13 | 47245 | 1466 | 3.2% | 27269 | 2592 | 10.5% | -19976 | -1126 | -5.3% | 74514 | 4058 | 5.8% | 105.50 | 105.40 |
| 2020/10/06 | 45779 | -1756 | -3.7% | 24677 | 1931 | 8.5% | -21102 | -3687 | -14.9% | 70456 | 175 | 0.2% | 105.63 | 105.61 |
| 2020/09/29 | 47535 | -11498 | -19.5% | 22746 | -6706 | -22.8% | -24789 | -4792 | -16.2% | 70281 | -18204 | -20.6% | 105.66 | 105.39 |
| 2020/09/22 | 59033 | 8673 | 17.2% | 29452 | 1981 | 7.2% | -29581 | 6692 | 29.2% | 88485 | 10654 | 13.7% | 104.94 | 105.61 |
| 2020/09/15 | 50360 | 5510 | 12.3% | 27471 | 4363 | 18.9% | -22889 | 1147 | 5.3% | 77831 | 9873 | 14.5% | 105.43 | 104.59 |
| 2020/09/08 | 44850 | -1804 | -3.9% | 23108 | 6058 | 35.5% | -21742 | -7862 | -26.6% | 67958 | 4254 | 6.7% | 105.95 | 106.08 |
| 2020/09/01 | 46654 | 1676 | 3.7% | 17050 | -4312 | -20.2% | -29604 | 5988 | 25.4% | 63704 | -2636 | -4.0% | 105.95 | 106.23 |
| 2020/08/25 | 44978 | 3261 | 7.8% | 21362 | 229 | 1.1% | -23616 | 3032 | 14.7% | 66340 | 3490 | 5.6% | 106.40 | 105.38 |
| 2020/08/18 | 41717 | -6441 | -13.4% | 21133 | -9 | 0.0% | -20584 | -6432 | -23.8% | 62850 | -6450 | -9.3% | 105.42 | 105.82 |
| 2020/08/11 | 48158 | -3915 | -7.5% | 21142 | 498 | 2.4% | -27016 | -4413 | -14.0% | 69300 | -3417 | -4.7% | 106.52 | 106.59 |
| 2020/08/04 | 52073 | -10851 | -17.2% | 20644 | -13773 | -40.0% | -31429 | 2922 | 10.3% | 72717 | -24624 | -25.3% | 105.72 | 105.95 |
| 2020/07/28 | 62924 | 12070 | 23.7% | 34417 | 2870 | 9.1% | -28507 | 9200 | 47.7% | 97341 | 14940 | 18.1% | 105.07 | 105.83 |
| 2020/07/21 | 50854 | 5743 | 12.7% | 31547 | 4762 | 17.8% | -19307 | 981 | 5.4% | 82401 | 10505 | 14.6% | 106.79 | 105.97 |
| 2020/07/14 | 45111 | 1068 | 2.4% | 26785 | -446 | -1.6% | -18326 | 1514 | 9.0% | 71896 | 622 | 0.9% | 107.25 | 106.94 |
| 2020/07/07 | 44043 | 1288 | 3.0% | 27231 | 8337 | 44.1% | -16812 | -7049 | -29.5% | 71274 | 9625 | 15.6% | 107.56 | 106.94 |
| 2020/06/30 | 42755 | -7735 | -15.3% | 18894 | -4138 | -18.0% | -23861 | -3597 | -13.1% | 61649 | -11873 | -16.1% | 107.96 | 107.48 |
| 2020/06/23 | 50490 | 7364 | 17.1% | 23032 | 2016 | 9.6% | -27458 | 5348 | 24.2% | 73522 | 9380 | 14.6% | 106.49 | 107.19 |
| 2020/06/16 | 43126 | -5736 | -11.7% | 21016 | -10384 | -33.1% | -22110 | 4648 | 26.6% | 64142 | -16120 | -20.1% | 107.32 | 106.80 |
| 2020/06/09 | 48862 | -13096 | -21.1% | 31400 | 2021 | 6.9% | -17462 | -15117 | -46.4% | 80262 | -11075 | -12.1% | 107.72 | 107.37 |
| 2020/06/02 | 61958 | | | 29379 | | | -32579 | | | 91337 | | | 108.64 | 109.66 |

JAPANESE YEN - CHICAGO MERCANTILE EXCHANGE
FUTURES ONLY POSITIONS

— 金曜終値 — 火曜終値 — Short枚数 — Long枚数 ■ 売り越し or 買い越し枚数



EURO FX - CHICAGO MERCANTILE EXCHANGE

Code-099741

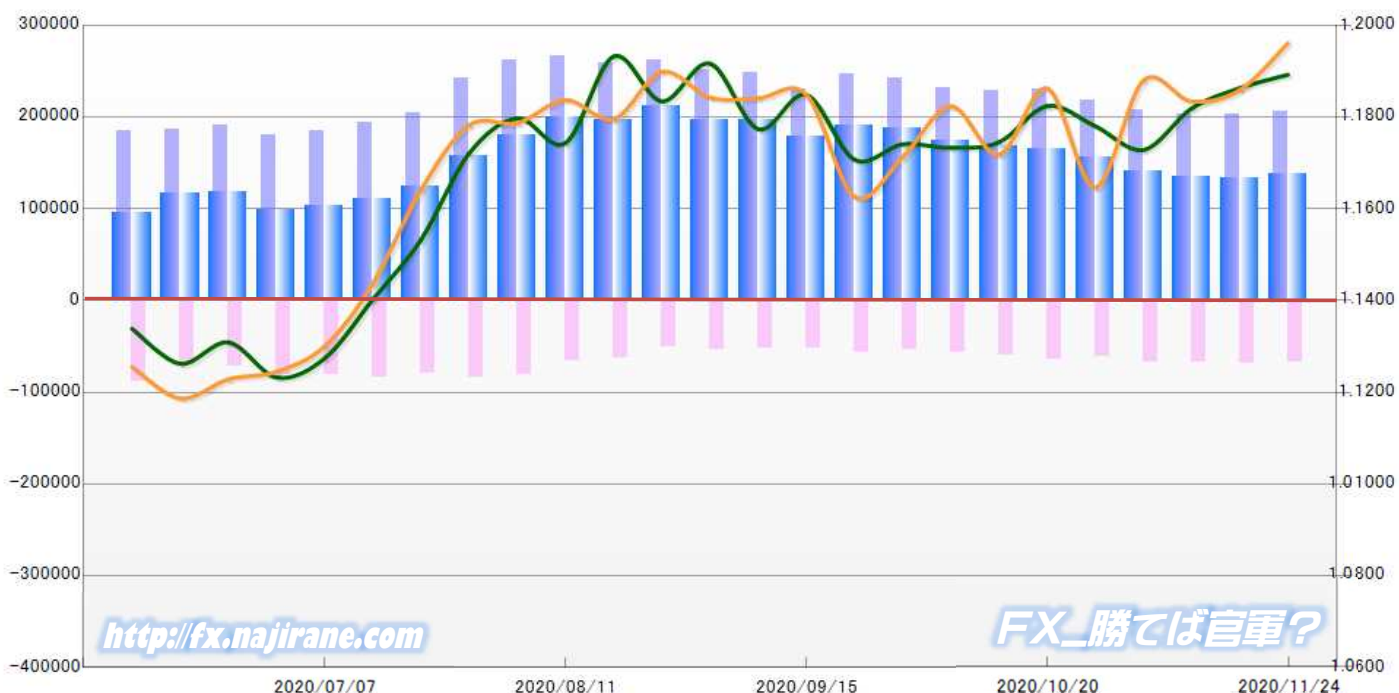
2020/06/02 ~ 2020/11/24

2020/11/27 NYクローズ時公表値

| Report_Date | Non Commercial Positions | | | | | | | | | | | 火曜日 引け値 | 金曜日 引け値 | |
|-------------|--------------------------|--------|-------|-------|--------|--------|---------|--------|--------|--------|--------|------------|------------|--------|
| | Long | 増減 | | Short | 増減 | | 売り越し | 増減 | | 売買計 | 増減 | | | |
| 2020/11/24 | 206354 | 2803 | 1.4% | 68104 | -1487 | -2.1% | -138250 | 4290 | 3.2% | 274458 | 1316 | 0.5% | 1.1892 | 1.1961 |
| 2020/11/17 | 203551 | 1177 | 0.6% | 69591 | 2504 | 3.7% | -133960 | -1327 | -1.0% | 273142 | 3681 | 1.4% | 1.1863 | 1.1859 |
| 2020/11/10 | 202374 | -5863 | -2.8% | 67087 | -801 | -1.2% | -135287 | -5062 | -3.6% | 269461 | -6664 | -2.4% | 1.1819 | 1.1834 |
| 2020/11/03 | 208237 | -9206 | -4.2% | 67888 | 6000 | 9.7% | -140349 | -15206 | -9.8% | 276125 | -3206 | -1.1% | 1.1728 | 1.1880 |
| 2020/10/27 | 217443 | -12435 | -5.4% | 61888 | -2047 | -3.2% | -155555 | -10388 | -6.3% | 279331 | -14482 | -4.9% | 1.1780 | 1.1647 |
| 2020/10/20 | 229878 | 1583 | 0.7% | 63935 | 4277 | 7.2% | -165943 | -2694 | -1.6% | 293813 | 5860 | 2.0% | 1.1824 | 1.1863 |
| 2020/10/13 | 228295 | -3074 | -1.3% | 59658 | 2597 | 4.6% | -168637 | -5671 | -3.3% | 287953 | -477 | -0.2% | 1.1745 | 1.1718 |
| 2020/10/06 | 231369 | -10598 | -4.4% | 57061 | 3210 | 6.0% | -174308 | -13808 | -7.3% | 288430 | -7388 | -2.5% | 1.1733 | 1.1824 |
| 2020/09/29 | 241967 | -5082 | -2.1% | 53851 | -2376 | -4.2% | -188116 | -2706 | -1.4% | 295818 | -7458 | -2.5% | 1.1741 | 1.1712 |
| 2020/09/22 | 247049 | 16354 | 7.1% | 56227 | 4108 | 7.9% | -190822 | 12246 | 6.9% | 303276 | 20462 | 7.2% | 1.1707 | 1.1626 |
| 2020/09/15 | 230695 | -17988 | -7.2% | 52119 | 250 | 0.5% | -178576 | -18238 | -9.3% | 282814 | -17738 | -5.9% | 1.1849 | 1.1849 |
| 2020/09/08 | 248683 | -2184 | -0.9% | 51869 | -2251 | -4.2% | -196814 | 67 | 0.0% | 300552 | -4435 | -1.5% | 1.1774 | 1.1841 |
| 2020/09/01 | 250867 | -11194 | -4.3% | 54120 | 3811 | 7.6% | -196747 | -15005 | -7.1% | 304987 | -7383 | -2.4% | 1.1917 | 1.1842 |
| 2020/08/25 | 262061 | 2817 | 1.1% | 50309 | -11992 | -19.2% | -211752 | 14809 | 7.5% | 312370 | -9175 | -2.9% | 1.1834 | 1.1899 |
| 2020/08/18 | 259244 | -6834 | -2.6% | 62301 | -4026 | -6.1% | -196943 | -2808 | -1.4% | 321545 | -10860 | -3.3% | 1.1932 | 1.1795 |
| 2020/08/11 | 266078 | 3969 | 1.5% | 66327 | -15134 | -18.6% | -199751 | 19103 | 10.6% | 332405 | -11165 | -3.2% | 1.1743 | 1.1837 |
| 2020/08/04 | 262109 | 19982 | 8.3% | 81461 | -3107 | -3.7% | -180648 | 23089 | 14.7% | 343570 | 16875 | 5.2% | 1.1797 | 1.1787 |
| 2020/07/28 | 242127 | 37942 | 18.6% | 84568 | 5430 | 6.9% | -157559 | 32512 | 26.0% | 326695 | 43372 | 15.3% | 1.1721 | 1.1782 |
| 2020/07/21 | 204185 | 9933 | 5.1% | 79138 | -4202 | -5.0% | -125047 | 14135 | 12.7% | 283323 | 5731 | 2.1% | 1.1533 | 1.1642 |
| 2020/07/14 | 194252 | 9093 | 4.9% | 83340 | 1778 | 2.2% | -110912 | 7315 | 7.1% | 277592 | 10871 | 4.1% | 1.1402 | 1.1437 |
| 2020/07/07 | 185159 | 4772 | 2.6% | 81562 | 130 | 0.2% | -103597 | 4642 | 4.7% | 266721 | 4902 | 1.9% | 1.1274 | 1.1300 |
| 2020/06/30 | 180387 | -10429 | -5.5% | 81432 | 9064 | 12.5% | -98955 | -19493 | -16.5% | 261819 | -1365 | -0.5% | 1.1232 | 1.1245 |
| 2020/06/23 | 190816 | 3696 | 2.0% | 72368 | 2380 | 3.4% | -118448 | 1316 | 1.1% | 263184 | 6076 | 2.4% | 1.1309 | 1.1228 |
| 2020/06/16 | 187120 | 2451 | 1.3% | 69988 | -19032 | -21.4% | -117132 | 21483 | 22.5% | 257108 | -16581 | -6.1% | 1.1262 | 1.1187 |
| 2020/06/09 | 184669 | 10257 | 5.9% | 89020 | -4152 | -4.5% | -95649 | 14409 | 17.7% | 273689 | 6105 | 2.3% | 1.1338 | 1.1255 |
| 2020/06/02 | 174412 | | | 93172 | | | -81240 | | | 267584 | | | 1.1170 | 1.1290 |

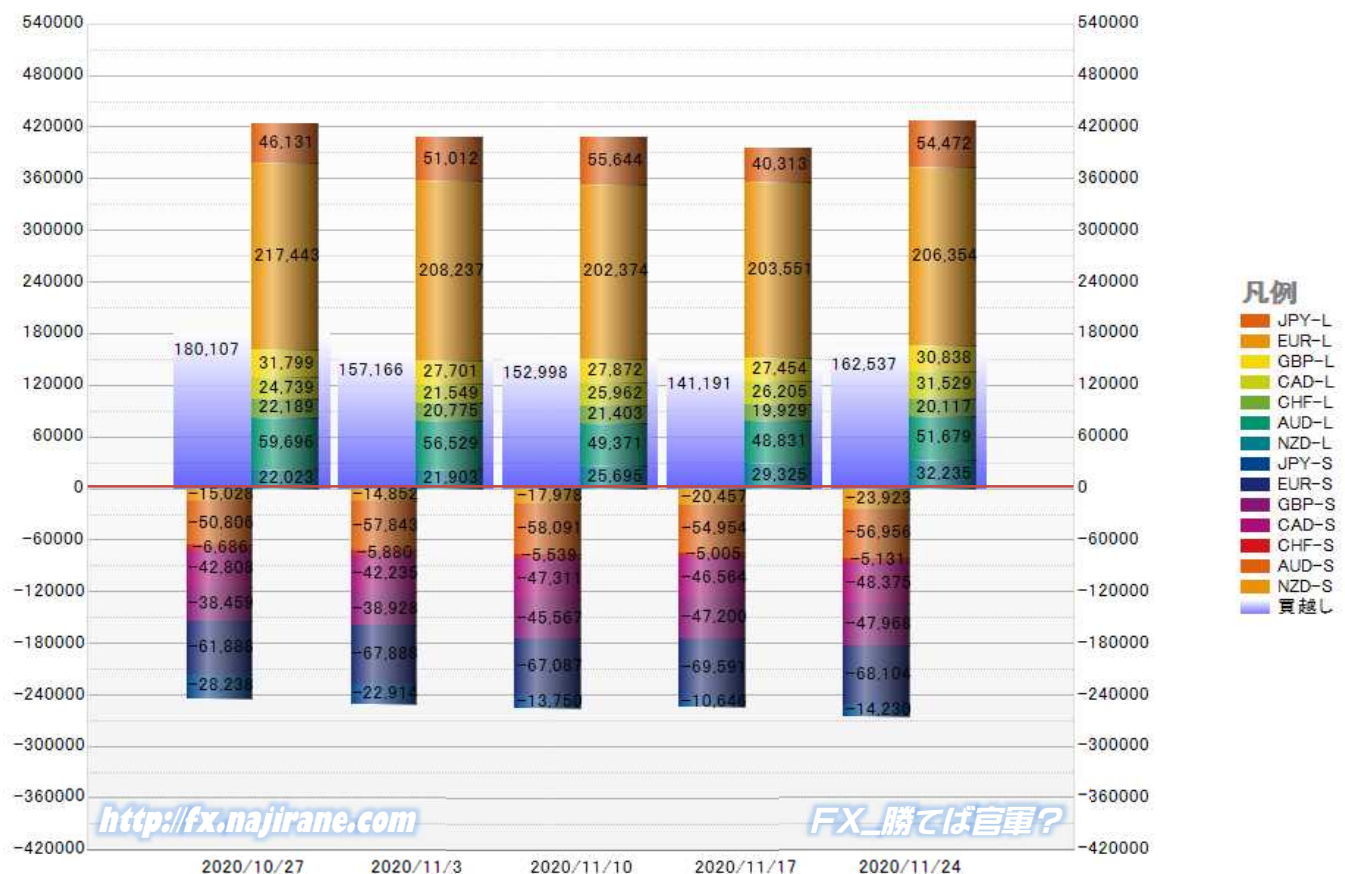
**EURO FX - CHICAGO MERCANTILE EXCHANGE
FUTURES ONLY POSITIONS**

— 金曜締め最終値 — 火曜締め最終値 — Short枚数 — Long枚数 — 売り越し or 買い越し枚数



| | 2020/10/27 | | | 2020/11/03 | | | 2020/11/10 | | | 2020/11/17 | | | 2020/11/24 | | |
|-----------------|--------------|--------|---------|------------|--------|---------|------------|--------|---------|------------|--------|---------|------------|--------|---------|
| | Long | Short | 売り越し | Long | Short | 売り越し | Long | Short | 売り越し | Long | Short | 売り越し | Long | Short | 売り越し |
| JPY | 46131 | 28238 | -17893 | 51012 | 22914 | -28098 | 55644 | 13750 | -41894 | 40313 | 10646 | -29667 | 54472 | 14230 | -40242 |
| | 前週比 枚数増減 (枚) | | | 4881 | -5324 | 10205 | 4632 | -9164 | 13796 | -15331 | -3104 | -12227 | 14159 | 3584 | 10575 |
| | 前週比 枚数増減 (%) | | | 10.6% | -18.9% | 57.0% | 9.1% | -40.0% | 49.1% | -27.6% | -22.6% | -29.2% | 35.1% | 33.7% | 35.6% |
| EUR | 217443 | 61888 | -155555 | 208237 | 67888 | -140349 | 202374 | 67087 | -135287 | 203551 | 69591 | -133960 | 206354 | 68104 | -138250 |
| | 前週比 枚数増減 (枚) | | | -9206 | 6000 | -15206 | -5863 | -801 | -5062 | 1177 | 2504 | -1327 | 2803 | -1487 | 4290 |
| | 前週比 枚数増減 (%) | | | -4.2% | 9.7% | -9.8% | -2.8% | -1.2% | -3.6% | 0.6% | 3.7% | -1.0% | 1.4% | -2.1% | 3.2% |
| GBP | 31799 | 38459 | 6660 | 27701 | 38928 | 11227 | 27872 | 45567 | 17695 | 27454 | 47200 | 19746 | 30838 | 47968 | 17130 |
| | 前週比 枚数増減 (枚) | | | -4098 | 469 | 4567 | 171 | 6639 | 6468 | -418 | 1633 | 2051 | 3384 | 768 | -2616 |
| | 前週比 枚数増減 (%) | | | -12.9% | 1.2% | 68.6% | 0.6% | 17.1% | 57.6% | -1.5% | 3.6% | 11.6% | 12.3% | 1.6% | -13.2% |
| AUD | 59696 | 50806 | -8890 | 56529 | 57843 | 1314 | 49371 | 58091 | 8720 | 48831 | 54954 | 6123 | 51679 | 56956 | 5277 |
| | 前週比 枚数増減 (枚) | | | -3167 | 7037 | 10204 | -7158 | 248 | 7406 | -540 | -3137 | -2597 | 2848 | 2002 | -846 |
| | 前週比 枚数増減 (%) | | | -5.3% | 13.9% | 114.8% | -12.7% | 0.4% | 563.6% | -1.1% | -5.4% | -29.8% | 5.8% | 3.6% | -13.8% |
| CAD | 24739 | 42808 | 18069 | 21549 | 42235 | 20686 | 25962 | 47311 | 21349 | 26205 | 46564 | 20359 | 31529 | 48375 | 16846 |
| | 前週比 枚数増減 (枚) | | | -3190 | -573 | 2617 | 4413 | 5076 | 663 | 243 | -747 | -990 | 5324 | 1811 | -3513 |
| | 前週比 枚数増減 (%) | | | -12.9% | -1.3% | 14.5% | 20.5% | 12.0% | 3.2% | 0.9% | -1.6% | -4.6% | 20.3% | 3.9% | -17.3% |
| CHF | 22189 | 6686 | -15503 | 20775 | 5880 | -14895 | 21403 | 5539 | -15864 | 19929 | 5005 | -14924 | 20117 | 5131 | -14986 |
| | 前週比 枚数増減 (枚) | | | -1414 | -806 | -608 | 628 | -341 | 969 | -1474 | -534 | -940 | 188 | 126 | 62 |
| | 前週比 枚数増減 (%) | | | -6.4% | -12.1% | -3.9% | 3.0% | -5.8% | 6.5% | -6.9% | -9.6% | -5.9% | 0.9% | 2.5% | 0.4% |
| NZD | 22023 | 15028 | -6995 | 21903 | 14852 | -7051 | 25695 | 17978 | -7717 | 29325 | 20457 | -8868 | 32235 | 23923 | -8312 |
| | 前週比 枚数増減 (枚) | | | -120 | -176 | 56 | 3792 | 3126 | 666 | 3630 | 2479 | 1151 | 2910 | 3466 | -556 |
| | 前週比 枚数増減 (%) | | | -0.5% | -1.2% | 0.8% | 17.3% | 21.0% | 9.4% | 14.1% | 13.8% | 14.9% | 9.9% | 16.9% | -6.3% |
| MXN | 63135 | 35189 | -27946 | 53988 | 29891 | -24097 | 57399 | 39077 | -18322 | 59799 | 39390 | -20409 | 63156 | 39361 | -23795 |
| | 前週比 枚数増減 (枚) | | | -9147 | -5298 | -3849 | 3411 | 9186 | -5775 | 2400 | 313 | 2087 | 3357 | -29 | 3386 |
| | 前週比 枚数増減 (%) | | | -14.5% | -15.1% | -13.8% | 6.3% | 30.7% | -24.0% | 4.2% | 0.8% | 11.4% | 5.6% | -0.1% | 16.6% |
| Total All 8 | 487155 | 279102 | -208053 | 461694 | 280431 | -181263 | 465720 | 294400 | -171320 | 455407 | 293807 | -161600 | 490380 | 304048 | -186332 |
| | 前週比 枚数増減 (枚) | | | -25461 | 1329 | -26790 | 4026 | 13969 | -9943 | -10313 | -593 | -9720 | 34973 | 10241 | 24732 |
| | 前週比 枚数増減 (%) | | | -5.2% | 0.5% | -12.9% | 0.9% | 5.0% | -5.5% | -2.2% | -0.2% | -5.7% | 7.7% | 3.5% | 15.3% |
| Total 7 (MXN除く) | 424020 | 243913 | -180107 | 407706 | 250540 | -157166 | 408321 | 255323 | -152998 | 395608 | 254417 | -141191 | 427224 | 264687 | -162537 |
| | 前週比 枚数増減 (枚) | | | -16314 | 6627 | -22941 | 615 | 4783 | -4168 | -12713 | -906 | -11807 | 31616 | 10270 | 21346 |
| | 前週比 枚数増減 (%) | | | -3.8% | 2.7% | -12.7% | 0.2% | 1.9% | -2.7% | -3.1% | -0.4% | -7.7% | 8.0% | 4.0% | 15.1% |

直近5週 CFTC IMM主要7通貨の構成

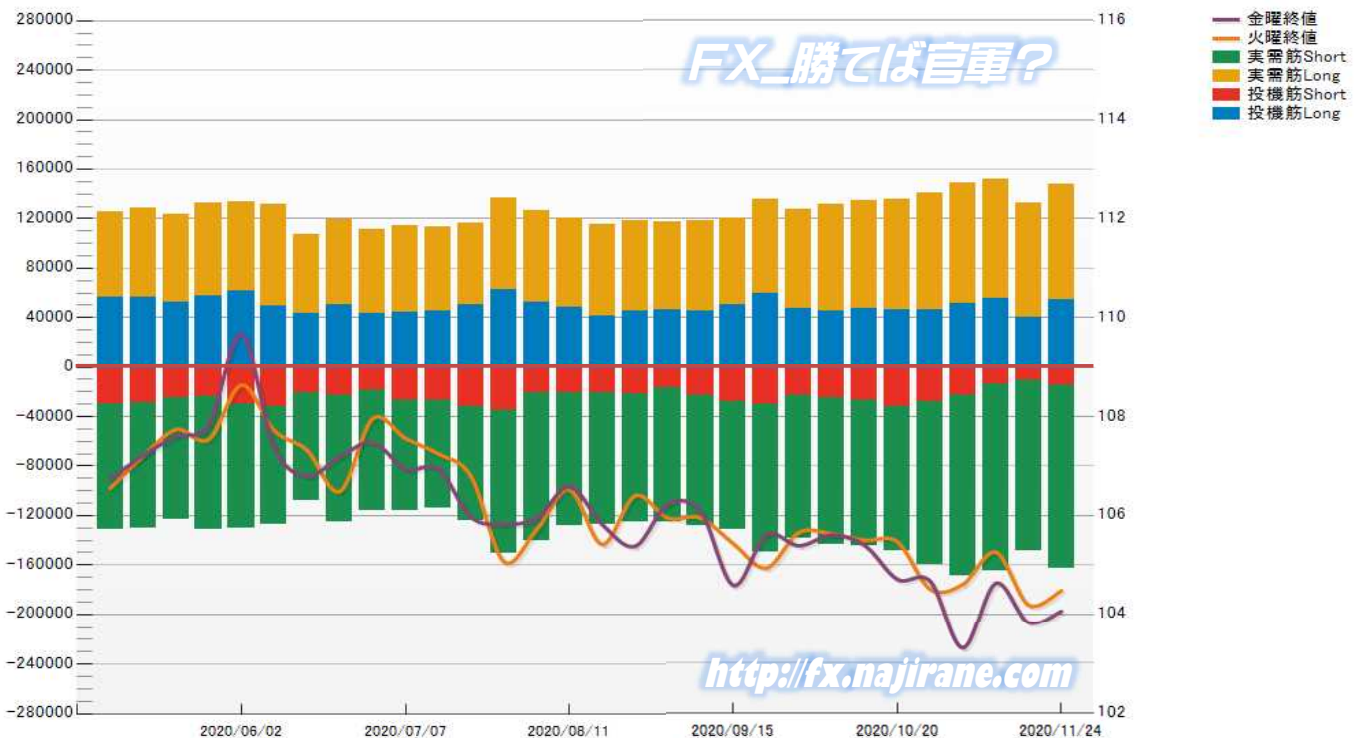


**JAPANESE YEN - CHICAGO MERCANTILE EXCHANGE
FUTURES ONLY POSITIONS**

**Code-097741
2020/11/27 公表値**

| Date | 投機筋集計 | | | | 実需筋集計 | | | | 投機筋+実需筋合計 | | | | ドル円終値 | |
|------------|-------|-------|--------|-------|-------|--------|-------|--------|-----------|--------|-------|--------|--------|--------|
| | 円買い | 円売り | 売り越し | 売買計 | 円買い | 円売り | 売り越し | 売買計 | 円買い | 円売り | 売り越し | 売買計 | 火曜締め | 金曜締め |
| 2020/11/24 | 54472 | 14230 | -40242 | 68702 | 93462 | 148259 | 54797 | 241721 | 147934 | 162489 | 14555 | 310423 | 104.48 | 104.06 |
| 2020/11/17 | 40313 | 10646 | -29667 | 50959 | 92697 | 137577 | 44880 | 230274 | 133010 | 148223 | 15213 | 281233 | 104.19 | 103.82 |
| 2020/11/10 | 55644 | 13750 | -41894 | 69394 | 96135 | 151491 | 55356 | 247626 | 151779 | 165241 | 13462 | 317020 | 105.26 | 104.63 |
| 2020/11/03 | 51012 | 22914 | -28098 | 73926 | 97895 | 145570 | 47675 | 243465 | 148907 | 168484 | 19577 | 317391 | 104.61 | 103.30 |
| 2020/10/27 | 46131 | 28238 | -17893 | 74369 | 94605 | 131414 | 36809 | 226019 | 140736 | 159652 | 18916 | 300388 | 104.51 | 104.67 |
| 2020/10/20 | 46524 | 32341 | -14183 | 78865 | 88750 | 115778 | 27028 | 204528 | 135274 | 148119 | 12845 | 283393 | 105.47 | 104.71 |
| 2020/10/13 | 47245 | 27269 | -19976 | 74514 | 86989 | 117085 | 30096 | 204074 | 134234 | 144354 | 10120 | 278588 | 105.50 | 105.40 |
| 2020/10/06 | 45779 | 24677 | -21102 | 70456 | 86102 | 119068 | 32966 | 205170 | 131881 | 143745 | 11864 | 275626 | 105.63 | 105.61 |
| 2020/09/29 | 47535 | 22746 | -24789 | 70281 | 79984 | 116054 | 36070 | 196038 | 127519 | 138800 | 11281 | 266319 | 105.66 | 105.39 |
| 2020/09/22 | 59033 | 29452 | -29581 | 88485 | 76239 | 119883 | 43644 | 196122 | 135272 | 149335 | 14063 | 284607 | 104.94 | 105.61 |
| 2020/09/15 | 50360 | 27471 | -22889 | 77831 | 69658 | 104286 | 34628 | 173944 | 120018 | 131757 | 11739 | 251775 | 105.43 | 104.59 |
| 2020/09/08 | 44850 | 23108 | -21742 | 67958 | 73161 | 105346 | 32185 | 178507 | 118011 | 128454 | 10443 | 246465 | 105.95 | 106.08 |
| 2020/09/01 | 46654 | 17050 | -29604 | 63704 | 70342 | 108353 | 38011 | 178695 | 116996 | 125403 | 8407 | 242399 | 105.95 | 106.23 |
| 2020/08/25 | 44978 | 21362 | -23616 | 66340 | 73477 | 103640 | 30163 | 177117 | 118455 | 125002 | 6547 | 243457 | 106.40 | 105.38 |
| 2020/08/18 | 41717 | 21133 | -20584 | 62850 | 73149 | 105667 | 32518 | 178816 | 114866 | 126800 | 11934 | 241666 | 105.42 | 105.82 |
| 2020/08/11 | 48158 | 21142 | -27016 | 69300 | 72712 | 107449 | 34737 | 180161 | 120870 | 128591 | 7721 | 249461 | 106.52 | 106.59 |
| 2020/08/04 | 52073 | 20644 | -31429 | 72717 | 74165 | 120290 | 46125 | 194455 | 126238 | 140934 | 14696 | 267172 | 105.72 | 105.95 |
| 2020/07/28 | 62924 | 34417 | -28507 | 97341 | 73649 | 115708 | 42059 | 189357 | 136573 | 150125 | 13552 | 286698 | 105.07 | 105.83 |
| 2020/07/21 | 50854 | 31547 | -19307 | 82401 | 65447 | 92194 | 26747 | 157641 | 116301 | 123741 | 7440 | 240042 | 106.79 | 105.97 |
| 2020/07/14 | 45111 | 26785 | -18326 | 71896 | 67691 | 87431 | 19740 | 155122 | 112802 | 114216 | 1414 | 227018 | 107.25 | 106.94 |
| 2020/07/07 | 44043 | 27231 | -16812 | 71274 | 70580 | 88421 | 17841 | 159001 | 114623 | 115652 | 1029 | 230275 | 107.56 | 106.94 |
| 2020/06/30 | 42755 | 18894 | -23861 | 61649 | 68918 | 97342 | 28424 | 166260 | 111673 | 116236 | 4563 | 227909 | 107.96 | 107.48 |
| 2020/06/23 | 50490 | 23032 | -27458 | 73522 | 68487 | 102372 | 33885 | 170859 | 118977 | 125404 | 6427 | 244381 | 106.49 | 107.19 |
| 2020/06/16 | 43126 | 21016 | -22110 | 64142 | 64304 | 86449 | 22145 | 150753 | 107430 | 107465 | 35 | 214895 | 107.32 | 106.80 |
| 2020/06/09 | 48862 | 31400 | -17462 | 80262 | 82366 | 95668 | 13302 | 178034 | 131228 | 127068 | -4160 | 258296 | 107.72 | 107.37 |
| 2020/06/02 | 61958 | 29379 | -32579 | 91337 | 72106 | 100594 | 28488 | 172700 | 134064 | 129973 | -4091 | 264037 | 108.64 | 109.66 |
| 2020/05/26 | 57873 | 23266 | -34607 | 81139 | 74238 | 108460 | 34222 | 182698 | 132111 | 131726 | -385 | 263837 | 107.54 | 107.84 |
| 2020/05/19 | 52038 | 24568 | -27470 | 76606 | 71027 | 98736 | 27709 | 169763 | 123065 | 123304 | 239 | 246369 | 107.74 | 107.60 |
| 2020/05/12 | 56307 | 28370 | -27937 | 84677 | 72360 | 101599 | 29239 | 173959 | 128667 | 129969 | 1302 | 258636 | 107.20 | 107.22 |
| 2020/05/05 | 56634 | 29420 | -27214 | 86054 | 68783 | 101620 | 32837 | 170403 | 125417 | 131040 | 5623 | 256457 | 106.56 | 106.73 |

**JAPANESE YEN - CHICAGO MERCANTILE EXCHANGE
FUTURES ONLY POSITIONS Code-097741**

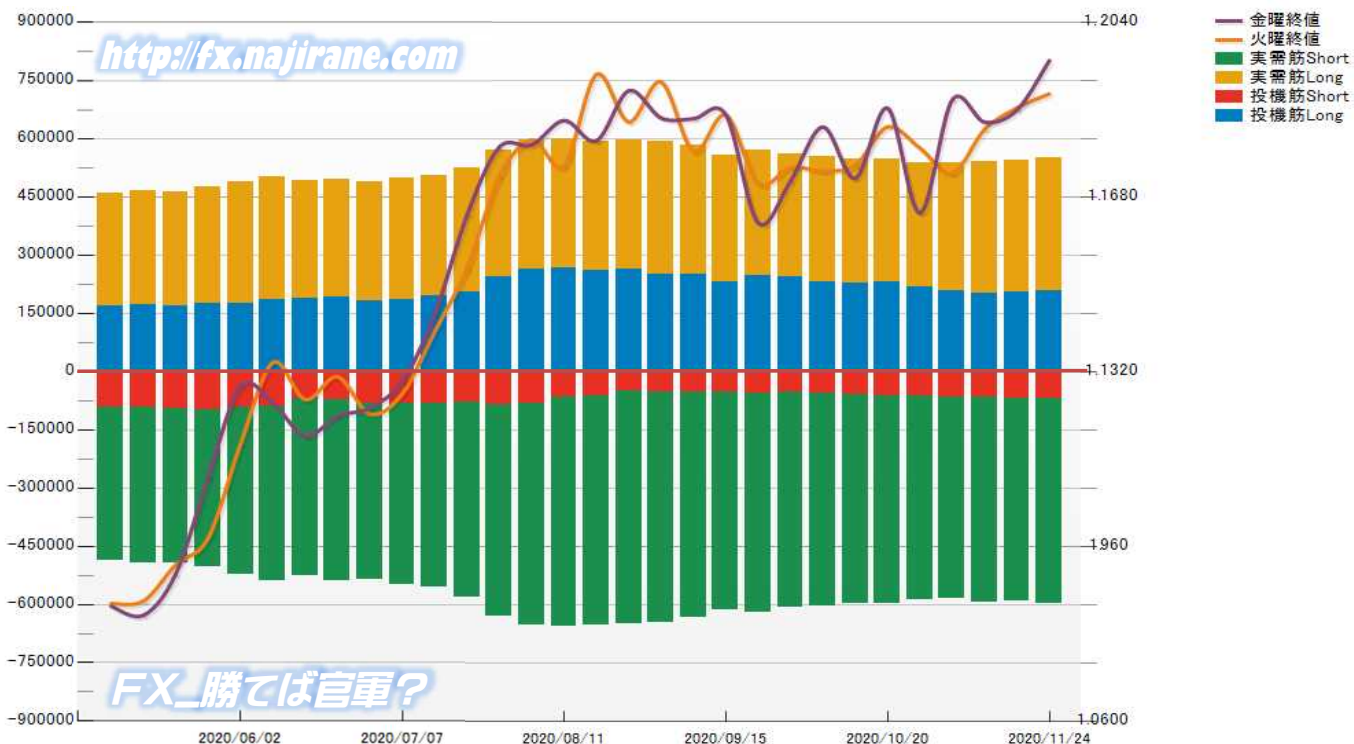


EURO FX - CHICAGO MERCANTILE EXCHANGE
FUTURES ONLY POSITIONS

Code-099741
2020/11/27 公表値

| Date | 投機筋集計 | | | | 実需筋集計 | | | | 投機筋+実需筋合計 | | | | ユーロドル終値 | |
|------------|--------|-------|---------|--------|--------|--------|--------|--------|-----------|--------|-------|---------|---------|--------|
| | EUR買い | EUR売り | 売り越し | 売買計 | EUR買い | EUR売り | 売り越し | 売買計 | EUR買い | EUR売り | 売り越し | 売買計 | 火曜締め | 金曜締め |
| 2020/11/24 | 206354 | 68104 | -138250 | 274458 | 342250 | 530912 | 188662 | 873162 | 548604 | 599016 | 50412 | 1147620 | 1.1892 | 1.1961 |
| 2020/11/17 | 203551 | 69591 | -133960 | 273142 | 338363 | 522088 | 183725 | 860451 | 541914 | 591679 | 49765 | 1133593 | 1.1863 | 1.1859 |
| 2020/11/10 | 202374 | 67087 | -135287 | 269461 | 339154 | 526728 | 187574 | 865882 | 541528 | 593815 | 52287 | 1135343 | 1.1819 | 1.1834 |
| 2020/11/03 | 208237 | 67888 | -140349 | 276125 | 329671 | 516373 | 186702 | 846044 | 537908 | 584261 | 46353 | 1122169 | 1.1728 | 1.1880 |
| 2020/10/27 | 217443 | 61888 | -155555 | 279331 | 320086 | 526904 | 206818 | 846990 | 537529 | 588792 | 51263 | 1126321 | 1.1780 | 1.1647 |
| 2020/10/20 | 229878 | 63935 | -165943 | 293813 | 316168 | 535679 | 219511 | 851847 | 546046 | 599614 | 53568 | 1145660 | 1.1824 | 1.1863 |
| 2020/10/13 | 228295 | 59658 | -168637 | 287953 | 320037 | 538976 | 218939 | 859013 | 548332 | 598634 | 50302 | 1146966 | 1.1745 | 1.1718 |
| 2020/10/06 | 231369 | 57061 | -174308 | 288430 | 322277 | 548547 | 226270 | 870824 | 553646 | 605608 | 51962 | 1159254 | 1.1733 | 1.1824 |
| 2020/09/29 | 241967 | 53851 | -188116 | 295818 | 319362 | 554998 | 235636 | 874360 | 561329 | 608849 | 47520 | 1170178 | 1.1741 | 1.1712 |
| 2020/09/22 | 247049 | 56227 | -190822 | 303276 | 324148 | 563561 | 239413 | 887709 | 571197 | 619788 | 48591 | 1190985 | 1.1707 | 1.1626 |
| 2020/09/15 | 230695 | 52119 | -178576 | 282814 | 326724 | 561883 | 235159 | 888607 | 557419 | 614002 | 56583 | 1171421 | 1.1849 | 1.1849 |
| 2020/09/08 | 248683 | 51869 | -196814 | 300552 | 332939 | 581988 | 249049 | 914927 | 581622 | 633857 | 52235 | 1215479 | 1.1774 | 1.1841 |
| 2020/09/01 | 250867 | 54120 | -196747 | 304987 | 340434 | 592019 | 251585 | 932453 | 591301 | 646139 | 54838 | 1237440 | 1.1917 | 1.1842 |
| 2020/08/25 | 262061 | 50309 | -211752 | 312370 | 332664 | 600646 | 267982 | 933310 | 594725 | 650955 | 56230 | 1245680 | 1.1834 | 1.1899 |
| 2020/08/18 | 259244 | 62301 | -196943 | 321545 | 332209 | 591573 | 259364 | 923782 | 591453 | 653874 | 62421 | 1245327 | 1.1932 | 1.1795 |
| 2020/08/11 | 266078 | 66327 | -199751 | 332405 | 332842 | 589103 | 256261 | 921945 | 598920 | 655430 | 56510 | 1254350 | 1.1743 | 1.1837 |
| 2020/08/04 | 262109 | 81461 | -180648 | 343570 | 332310 | 573668 | 241358 | 905978 | 594419 | 655129 | 60710 | 1249548 | 1.1797 | 1.1787 |
| 2020/07/28 | 242127 | 84568 | -157559 | 326695 | 328605 | 546114 | 217509 | 874719 | 570732 | 630682 | 59950 | 1201414 | 1.1721 | 1.1782 |
| 2020/07/21 | 204185 | 79138 | -125047 | 283323 | 320979 | 501647 | 180668 | 822626 | 525164 | 580785 | 55621 | 1105949 | 1.1533 | 1.1642 |
| 2020/07/14 | 194252 | 83340 | -110912 | 277592 | 309455 | 471519 | 162064 | 780974 | 503707 | 554859 | 51152 | 1058566 | 1.1402 | 1.1437 |
| 2020/07/07 | 185159 | 81562 | -103597 | 266721 | 311843 | 466973 | 155130 | 778816 | 497002 | 548535 | 51533 | 1045537 | 1.1274 | 1.1300 |
| 2020/06/30 | 180387 | 81432 | -98955 | 261819 | 306839 | 453967 | 147128 | 760806 | 487226 | 535399 | 48173 | 1022625 | 1.1232 | 1.1245 |
| 2020/06/23 | 190816 | 72368 | -118448 | 263184 | 305405 | 467945 | 162540 | 773350 | 496221 | 540313 | 44092 | 1036534 | 1.1309 | 1.1228 |
| 2020/06/16 | 187120 | 69988 | -117132 | 257108 | 302800 | 457835 | 155035 | 760635 | 489920 | 527823 | 37903 | 1017743 | 1.1262 | 1.1187 |
| 2020/06/09 | 184669 | 89020 | -95649 | 273689 | 316909 | 450627 | 133718 | 767536 | 501578 | 539647 | 38069 | 1041225 | 1.1338 | 1.1255 |
| 2020/06/02 | 174412 | 93172 | -81240 | 267584 | 312787 | 429985 | 117198 | 742772 | 487199 | 523157 | 35958 | 1010356 | 1.1170 | 1.1290 |
| 2020/05/26 | 175034 | 99812 | -75222 | 274846 | 298419 | 404675 | 106256 | 703094 | 473453 | 504487 | 31034 | 977940 | 1.0977 | 1.1102 |
| 2020/05/19 | 167756 | 95194 | -72562 | 262950 | 295367 | 397961 | 102594 | 693328 | 463123 | 493155 | 30032 | 956278 | 1.0921 | 1.0903 |
| 2020/05/12 | 171980 | 93840 | -78140 | 265820 | 294370 | 400827 | 106457 | 695197 | 466350 | 494667 | 28317 | 961017 | 1.0847 | 1.0818 |
| 2020/05/05 | 169272 | 92973 | -76299 | 262245 | 290624 | 393234 | 102610 | 683858 | 459896 | 486207 | 26311 | 946103 | 1.0842 | 1.0836 |

EURO FX - CHICAGO MERCANTILE EXCHANGE
FUTURES ONLY POSITIONS Code-099741



Bitcoin/USD 及び CME Futures (当月及び限月別)

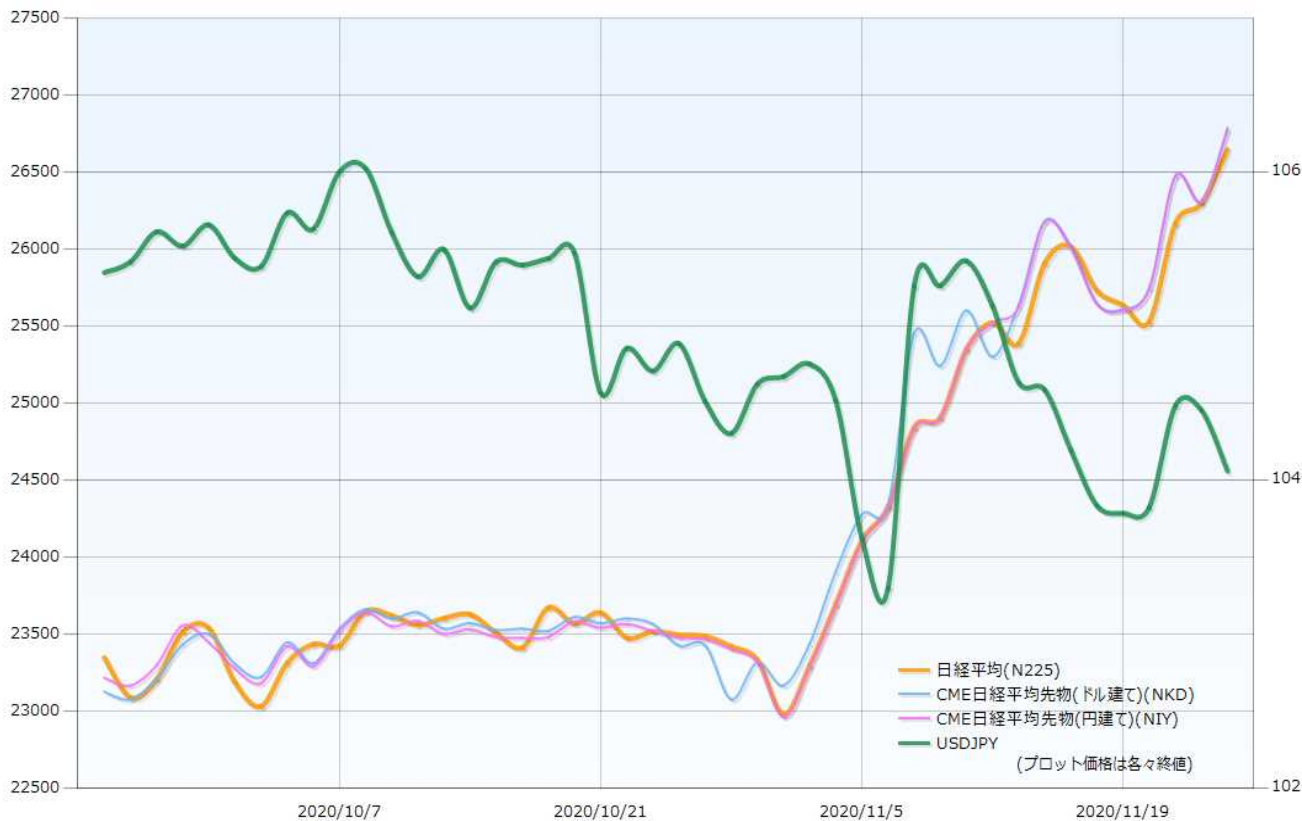
※取引単位=5ビットコイン
(CME CFビットコイン参考基準レート=BRRを対象)

| Bitcoin/USD | | | | | CME Futures | | 2020/11 | | 2020/12 | | 2021/1 | | 2021/2 | | 2021/3 | |
|-------------|-------|-------|-------|-------|-------------|---------|---------|--------|---------|--------|--------|--------|--------|--------|--------|--------|
| Date | Open | High | Low | Close | Volume | OpenInt | Close | Volume | Close | Volume | Close | Volume | Close | Volume | Close | Volume |
| 2020/8/28 | 11289 | 11552 | 11271 | 11513 | 8472 | 9827 | 11790 | 171 | 11855 | 155 | 11995 | 2 | 0 | 0 | 0 | |
| 2020/8/31 | 11608 | 11775 | 11586 | 11640 | 5315 | 10077 | 12025 | 55 | 12090 | 22 | 12150 | 5 | 12290 | 5 | 12290 | 5 |
| 2020/9/1 | 11638 | 12055 | 11551 | 12028 | 9575 | 10617 | 12275 | 77 | 12385 | 59 | 12450 | 9 | 12590 | 0 | 12590 | 0 |
| 2020/9/2 | 12027 | 12049 | 11221 | 11386 | 18355 | 9453 | 11630 | 243 | 11710 | 124 | 11730 | 31 | 11870 | 0 | 11870 | 0 |
| 2020/9/3 | 11388 | 11466 | 10515 | 10736 | 17046 | 8623 | 10860 | 336 | 10940 | 329 | 11070 | 34 | 11210 | 0 | 11210 | 0 |
| 2020/9/4 | 10734 | 10760 | 10033 | 10588 | 17135 | 8464 | 10745 | 166 | 10825 | 114 | 10840 | 12 | 10980 | 0 | 10980 | 0 |
| 2020/9/7 | 10329 | 10354 | 9896 | 10161 | 0 | 0 | 0 | 0 | 0 | 0 | 0 | 0 | 0 | 0 | 0 | 0 |
| 2020/9/8 | 10161 | 10444 | 9941 | 10032 | 16197 | 8198 | 10150 | 207 | 10205 | 201 | 10225 | 3 | 10435 | 2 | 10435 | 2 |
| 2020/9/9 | 10030 | 10348 | 9869 | 10245 | 5647 | 8183 | 10470 | 57 | 10550 | 45 | 10570 | 0 | 10780 | 0 | 10780 | 0 |
| 2020/9/10 | 10245 | 10493 | 10193 | 10349 | 8941 | 9418 | 10450 | 248 | 10525 | 82 | 10545 | 82 | 10755 | 0 | 10755 | 0 |
| 2020/9/11 | 10352 | 10381 | 10217 | 10338 | 5450 | 8867 | 10470 | 89 | 10545 | 87 | 10565 | 0 | 10665 | 0 | 10665 | 0 |
| 2020/9/14 | 10304 | 10752 | 10260 | 10717 | 7279 | 9573 | 10840 | 105 | 10930 | 62 | 11005 | 12 | 11105 | 0 | 11105 | 0 |
| 2020/9/15 | 10718 | 10934 | 10631 | 10856 | 4859 | 9383 | 10950 | 91 | 11020 | 124 | 11150 | 11 | 11250 | 0 | 11250 | 0 |
| 2020/9/16 | 10858 | 11094 | 10673 | 11020 | 7890 | 9557 | 11175 | 97 | 11260 | 82 | 11375 | 8 | 11475 | 0 | 11475 | 0 |
| 2020/9/17 | 11019 | 11046 | 10761 | 10962 | 8172 | 9148 | 11095 | 91 | 11190 | 90 | 11225 | 2 | 11325 | 0 | 11325 | 0 |
| 2020/9/18 | 10963 | 11040 | 10836 | 10878 | 4937 | 9140 | 11030 | 19 | 11120 | 61 | 11155 | 2 | 11255 | 0 | 11255 | 0 |
| 2020/9/21 | 10877 | 10991 | 10350 | 10509 | 15120 | 8726 | 10620 | 162 | 10715 | 384 | 10740 | 7 | 10840 | 0 | 10840 | 0 |
| 2020/9/22 | 10509 | 10577 | 10367 | 10551 | 5518 | 8426 | 10620 | 93 | 10700 | 134 | 10730 | 0 | 10830 | 0 | 10830 | 0 |
| 2020/9/23 | 10551 | 10558 | 10171 | 10258 | 11612 | 8108 | 10410 | 353 | 10465 | 229 | 10495 | 0 | 10595 | 0 | 10595 | 0 |
| 2020/9/24 | 10260 | 10712 | 10214 | 10653 | 13989 | 8174 | 10780 | 382 | 10865 | 532 | 11000 | 1 | 11100 | 0 | 11100 | 0 |
| 2020/9/25 | 10652 | 10791 | 10565 | 10732 | 6982 | 7320 | 10885 | 665 | 10960 | 186 | 11070 | 11 | 11170 | 0 | 11170 | 11270 |
| 2020/9/28 | 10727 | 10949 | 10727 | 10890 | 4645 | 7731 | 11005 | 422 | 11095 | 118 | 11185 | 5 | 11275 | 0 | 11275 | 11375 |
| 2020/9/29 | 10890 | 10890 | 10644 | 10770 | 5190 | 7324 | 10875 | 285 | 10955 | 137 | 11005 | 4 | 11095 | 0 | 11095 | 11195 |
| 2020/9/30 | 10773 | 10858 | 10666 | 10709 | 6298 | 7487 | 10840 | 571 | 10920 | 56 | 10970 | 4 | 11060 | 0 | 11060 | 11160 |
| 2020/10/1 | 10708 | 10921 | 10461 | 10605 | 12826 | 7018 | 10725 | 911 | 10810 | 176 | 10865 | 27 | 10885 | 4 | 10885 | 10985 |
| 2020/10/2 | 10593 | 10666 | 10394 | 10524 | 6517 | 6525 | 10615 | 580 | 10705 | 56 | 10750 | 14 | 10780 | 4 | 10780 | 10880 |
| 2020/10/5 | 10654 | 10765 | 10631 | 10743 | 4931 | 7378 | 10870 | 338 | 10945 | 94 | 10990 | 33 | 11030 | 4 | 11030 | 11130 |
| 2020/10/6 | 10744 | 10800 | 10533 | 10575 | 4664 | 7511 | 10710 | 456 | 10770 | 102 | 10850 | 13 | 10890 | 4 | 10890 | 10990 |
| 2020/10/7 | 10575 | 10680 | 10585 | 10664 | 2513 | 7606 | 10790 | 161 | 10865 | 54 | 10915 | 23 | 10950 | 15 | 11050 | 11050 |
| 2020/10/8 | 10663 | 10955 | 10543 | 10885 | 5654 | 8450 | 11035 | 400 | 11110 | 158 | 11175 | 26 | 11210 | 1 | 11285 | 3 |
| 2020/10/9 | 10885 | 11109 | 10842 | 11046 | 7194 | 9799 | 11205 | 549 | 11275 | 248 | 11355 | 59 | 11390 | 1 | 11450 | 3 |
| 2020/10/12 | 11328 | 11718 | 11230 | 11689 | 7194 | 9799 | 11720 | 549 | 11805 | 248 | 11885 | 59 | 11950 | 0 | 12010 | 0 |
| 2020/10/13 | 11692 | 11704 | 11316 | 11453 | 4831 | 9353 | 11520 | 460 | 11625 | 156 | 11685 | 44 | 11760 | 0 | 11810 | 1 |
| 2020/10/14 | 11455 | 11549 | 11304 | 11383 | 3896 | 9554 | 11490 | 220 | 11590 | 194 | 11660 | 16 | 11735 | 0 | 11785 | 0 |
| 2020/10/15 | 11384 | 11604 | 11272 | 11507 | 3771 | 9753 | 11680 | 244 | 11770 | 99 | 11835 | 10 | 11920 | 0 | 11970 | 0 |
| 2020/10/16 | 11506 | 11545 | 11226 | 11325 | 5924 | 9084 | 11450 | 399 | 11530 | 112 | 11620 | 32 | 11695 | 3 | 11750 | 5 |
| 2020/10/19 | 11463 | 11819 | 11419 | 11757 | 7399 | 10617 | 11835 | 319 | 11910 | 157 | 12025 | 47 | 12100 | 0 | 12155 | 0 |
| 2020/10/20 | 11756 | 12046 | 11691 | 11927 | 4621 | 10896 | 12080 | 305 | 12170 | 201 | 12285 | 51 | 12355 | 3 | 12425 | 1 |
| 2020/10/21 | 11930 | 12988 | 11900 | 12942 | 12363 | 11918 | 12845 | 1626 | 12960 | 415 | 13065 | 93 | 13070 | 5 | 13065 | 1 |
| 2020/10/22 | 12939 | 13219 | 12706 | 13153 | 9304 | 12098 | 13265 | 1460 | 13405 | 405 | 13470 | 70 | 13490 | 0 | 13530 | 0 |
| 2020/10/23 | 13156 | 13196 | 12736 | 12929 | 5035 | 12125 | 13110 | 1089 | 13215 | 146 | 13300 | 7 | 13350 | 0 | 13390 | 0 |
| 2020/10/26 | 13021 | 13241 | 12805 | 13054 | 8217 | 12043 | 13180 | 1519 | 13285 | 499 | 13370 | 168 | 13420 | 0 | 13460 | 0 |
| 2020/10/27 | 13056 | 13752 | 13052 | 13737 | 14227 | 12665 | 13875 | 4697 | 14000 | 435 | 14095 | 55 | 14115 | 4 | 14125 | 2 |
| 2020/10/28 | 13737 | 13855 | 12911 | 13268 | 15553 | 11852 | 13380 | 4153 | 13475 | 593 | 13570 | 58 | 13640 | 3 | 13620 | 1 |
| 2020/10/29 | 13267 | 13642 | 12989 | 13418 | 11910 | 12246 | 13780 | 4563 | 13885 | 413 | 13965 | 35 | 14035 | 3 | 14120 | 15 |
| 2020/10/30 | 13412 | 13674 | 13141 | 13637 | 6609 | 11024 | 13735 | 5823 | 13845 | 615 | 13935 | 118 | 14050 | 41 | 14105 | 12 |
| 2020/11/2 | 13698 | 13826 | 13224 | 13580 | 5651 | 11001 | 13790 | 5042 | 13915 | 469 | 14030 | 67 | 14085 | 55 | 14125 | 18 |
| 2020/11/3 | 13582 | 13847 | 13303 | 13832 | 4595 | 11278 | 13845 | 3731 | 13960 | 790 | 14070 | 57 | 14160 | 14 | 14265 | 3 |
| 2020/11/4 | 13832 | 14255 | 13542 | 14123 | 10691 | 11360 | 14200 | 9531 | 14300 | 1031 | 14390 | 93 | 14535 | 13 | 14575 | 23 |
| 2020/11/5 | 14122 | 15561 | 14085 | 15555 | 9044 | 11952 | 15260 | 7463 | 15400 | 1179 | 15510 | 182 | 15580 | 90 | 15700 | 130 |
| 2020/11/6 | 15559 | 15945 | 15223 | 15486 | 9805 | 11978 | 15630 | 8143 | 15800 | 1387 | 15905 | 132 | 16025 | 58 | 16085 | 84 |
| 2020/11/9 | 15520 | 15810 | 14837 | 15249 | 14404 | 11340 | 15450 | 12353 | 15595 | 1630 | 15740 | 263 | 15815 | 131 | 15990 | 26 |
| 2020/11/10 | 15254 | 15475 | 15100 | 15385 | 7061 | 11619 | 15355 | 6198 | 15490 | 717 | 15595 | 94 | 15730 | 37 | 15845 | 15 |
| 2020/11/11 | 15382 | 15979 | 15289 | 15813 | 7061 | 11614 | 15805 | 6198 | 15930 | 717 | 16075 | 94 | 16240 | 37 | 16300 | 15 |
| 2020/11/12 | 15810 | 16337 | 15486 | 16220 | 7269 | 11498 | 16240 | 6412 | 16365 | 780 | 16490 | 57 | 16655 | 13 | 16695 | 7 |
| 2020/11/13 | 16226 | 16482 | 15978 | 16210 | 4715 | 11292 | 16270 | 4062 | 16390 | 587 | 16540 | 53 | 16635 | 6 | 16790 | 7 |
| 2020/11/16 | 15942 | 16874 | 15879 | 16734 | 6815 | 11665 | 16895 | 5460 | 17020 | 1072 | 17150 | 188 | 17280 | 103 | 17400 | 50 |
| 2020/11/17 | 16728 | 17852 | 16568 | 17597 | 11293 | 11509 | 17730 | 9408 | 17875 | 1519 | 18025 | 196 | 18125 | 86 | 18240 | 82 |
| 2020/11/18 | 17604 | 18456 | 17284 | 17838 | 16288 | 11046 | 17685 | 12925 | 17810 | 2827 | 17950 | 364 | 18070 | 115 | 18210 | 57 |
| 2020/11/19 | 17835 | 18168 | 17379 | 17889 | 8376 | 11051 | 18095 | 6743 | 18240 | 1382 | 18360 | 145 | 18480 | 70 | 18630 | 36 |
| 2020/11/20 | 17881 | 18807 | 17730 | 18640 | 12414 | 11306 | 18685 | 9867 | 18870 | 2015 | 19030 | 314 | 19135 | 143 | 19255 | 73 |
| 2020/11/23 | 18628 | 18691 | 18030 | 18421 | 16067 | 11755 | 18410 | 12524 | 18620 | 2794 | 18785 | 413 | 18890 | 252 | 19015 | 84 |
| 2020/11/24 | 18421 | 19419 | 18129 | 19122 | 19521 | 12336 | 19110 | 14152 | 19375 | 4363 | 19520 | 728 | 19635 | 196 | 19800 | 61 |
| 2020/11/25 | 19127 | 19487 | 18656 | 18756 | 17159 | 12330 | 18915 | 12217 | 19175 | 4270 | 19345 | 364 | 19465 | 211 | 19575 | 97 |
| 2020/11/26 | 18778 | 18905 | 16275 | 17196 | 0 | 0 | --- | --- | --- | --- | --- | --- | --- | --- | --- | --- |
| 2020/11/27 | 17200 | 17478 | 16469 | 17079 | 25646 | 0 | 16628 | 7535 | 16925 | 16490 | 17085 | 1173 | 17205 | 311 | 17320 | 136 |
| 1900/1/0 | 0 | 0 | 0 | 0 | 0 | 0 | --- | --- | --- | --- | --- | --- | --- | --- | --- | --- |
| 1900/1/0 | 0 | 0 | 0 | 0 | 0 | 0 | --- | --- | --- | --- | --- | --- | --- | --- | --- | --- |
| 1900/1/0 | 0 | 0 | 0 | 0 | 0 | 0 | --- | --- | --- | --- | --- | --- | --- | --- | --- | --- |



| Date | 日経平均(^N225) | | | | | CME日経平均先物ドル建て(NKD) | | | | | CME日経平均先物円建て(NIY) | | | | | USDJPY |
|------------|-------------|-----------|-----------|-----------|-----------|--------------------|----------|----------|----------|--------|-------------------|----------|----------|----------|--------|--------|
| | Open | High | Low | Close | Volume | Open | High | Low | Close | Volume | Open | High | Low | Close | Volume | |
| 2020-11-27 | 26,530.28 | 26,672.40 | 26,419.05 | 26,644.71 | 86,200.0 | 26,360.0 | 26,815.0 | 26,265.0 | 26,785.0 | 5,277 | 26,355.0 | 26,815.0 | 26,255.0 | 26,775.0 | 32,858 | 104.06 |
| 2020-11-25 | 26,468.52 | 26,706.42 | 26,258.35 | 26,296.86 | 92,500.0 | 26,460.0 | 26,715.0 | 26,190.0 | 26,310.0 | 6,593 | 26,450.0 | 26,710.0 | 26,185.0 | 26,305.0 | 35,967 | 104.45 |
| 2020-11-24 | 25,901.45 | 26,261.78 | 25,901.45 | 26,165.59 | 81,700.0 | 25,935.0 | 26,530.0 | 25,935.0 | 26,475.0 | 6,413 | 25,940.0 | 26,530.0 | 25,930.0 | 26,470.0 | 35,065 | 104.48 |
| 2020-11-23 | | | | | | 25,705.0 | 26,060.0 | 25,660.0 | 25,940.0 | 3,866 | 25,680.0 | 26,055.0 | 25,655.0 | 25,935.0 | 20,653 | 104.50 |
| 2020-11-22 | | | | | | | | | | | | | | | | |
| 2020-11-20 | 25,486.83 | 25,555.37 | 25,425.59 | 25,527.37 | 63,400.0 | 25,505.0 | 25,770.0 | 25,435.0 | 25,745.0 | 4,000 | 25,505.0 | 25,765.0 | 25,420.0 | 25,740.0 | 22,330 | 103.82 |
| 2020-11-19 | 25,628.73 | 25,650.86 | 25,474.94 | 25,634.34 | 82,000.0 | 25,600.0 | 25,685.0 | 25,415.0 | 25,610.0 | 5,907 | 25,630.0 | 25,690.0 | 25,410.0 | 25,600.0 | 28,601 | 103.78 |
| 2020-11-18 | 25,860.55 | 25,882.14 | 25,656.70 | 25,728.14 | 69,200.0 | 25,940.0 | 25,970.0 | 25,565.0 | 25,645.0 | 4,581 | 25,930.0 | 25,965.0 | 25,560.0 | 25,640.0 | 29,422 | 103.83 |
| 2020-11-17 | 26,043.45 | 26,057.30 | 25,851.54 | 26,014.62 | 84,800.0 | 26,150.0 | 26,180.0 | 25,870.0 | 26,015.0 | 4,749 | 26,150.0 | 26,170.0 | 25,860.0 | 26,000.0 | 28,717 | 104.19 |
| 2020-11-16 | 25,652.69 | 25,928.18 | 25,640.29 | 25,906.93 | 84,900.0 | 25,675.0 | 26,220.0 | 25,650.0 | 26,180.0 | 7,451 | 25,660.0 | 26,215.0 | 25,645.0 | 26,175.0 | 49,605 | 104.59 |
| 2020-11-15 | | | | | | | | | | | | | | | | |
| 2020-11-13 | 25,405.64 | 25,456.18 | 25,215.31 | 25,385.87 | 77,600.0 | 25,380.0 | 25,680.0 | 25,225.0 | 25,635.0 | 7,611 | 25,305.0 | 25,670.0 | 25,210.0 | 25,620.0 | 32,500 | 104.63 |
| 2020-11-12 | 25,439.35 | 25,587.96 | 25,316.60 | 25,520.88 | 80,500.0 | 25,560.0 | 25,590.0 | 25,230.0 | 25,300.0 | 7,740 | 25,520.0 | 25,520.0 | 25,520.0 | 25,520.0 | 35,673 | 105.13 |
| 2020-11-11 | 25,145.66 | 25,401.30 | 25,145.66 | 25,349.60 | 102,500.0 | 25,300.0 | 25,715.0 | 25,170.0 | 25,600.0 | 8,137 | 25,350.0 | 25,350.0 | 25,350.0 | 25,350.0 | | 105.42 |
| 2020-11-10 | 25,087.30 | 25,279.94 | 24,833.18 | 24,905.59 | 128,200.0 | 25,420.0 | 25,480.0 | 24,850.0 | 25,240.0 | 8,868 | 24,905.0 | 24,905.0 | 24,905.0 | 24,905.0 | | 105.26 |
| 2020-11-09 | 24,568.84 | 24,962.80 | 24,541.28 | 24,839.84 | 67,000.0 | 24,420.0 | 25,910.0 | 24,365.0 | 25,450.0 | 21,338 | 24,290.0 | 24,835.0 | 24,290.0 | 24,835.0 | 1 | 105.26 |
| 2020-11-08 | | | | | | | | | | | | | | | | |
| 2020-11-06 | 24,076.22 | 24,389.00 | 24,039.16 | 24,325.23 | 73,200.0 | 24,250.0 | 24,470.0 | 24,090.0 | 24,340.0 | 6,305 | 24,320.0 | 24,320.0 | 24,320.0 | 24,320.0 | 1 | 103.30 |
| 2020-11-05 | 23,776.20 | 24,112.42 | 23,756.78 | 24,105.28 | 78,600.0 | 24,015.0 | 24,385.0 | 23,870.0 | 24,275.0 | 7,738 | 24,095.0 | 24,095.0 | 24,095.0 | 24,095.0 | | 103.62 |
| 2020-11-04 | 23,619.58 | 23,801.88 | 23,505.78 | 23,695.23 | 81,600.0 | 23,845.0 | 24,080.0 | 23,505.0 | 23,905.0 | 16,022 | 23,685.0 | 23,685.0 | 23,685.0 | 23,685.0 | | 104.51 |
| 2020-11-03 | | | | | | 23,455.0 | 23,925.0 | 23,455.0 | 23,855.0 | 5,312 | 23,285.0 | 23,285.0 | 23,285.0 | 23,285.0 | | 104.61 |
| 2020-11-02 | 23,110.74 | 23,370.91 | 23,096.79 | 23,295.48 | 69,700.0 | 23,135.0 | 23,455.0 | 23,060.0 | 23,435.0 | 5,420 | 23,285.0 | 23,285.0 | 23,285.0 | 23,285.0 | | 104.75 |
| 2020-11-01 | | | | | | | | | | | | | | | | |
| 2020-10-30 | 23,320.71 | 23,320.71 | 22,948.47 | 22,977.13 | 76,700.0 | 23,235.0 | 23,310.0 | 22,885.0 | 23,165.0 | 6,453 | 22,960.0 | 22,960.0 | 22,960.0 | 22,960.0 | | 104.67 |
| 2020-10-29 | 23,170.76 | 23,374.10 | 23,170.76 | 23,331.94 | 57,500.0 | 23,075.0 | 23,405.0 | 23,075.0 | 23,315.0 | 4,512 | 23,315.0 | 23,315.0 | 23,315.0 | 23,315.0 | | 104.62 |
| 2020-10-28 | 23,372.61 | 23,451.03 | 23,334.23 | 23,418.51 | 67,100.0 | 23,395.0 | 23,450.0 | 23,070.0 | 23,075.0 | 8,349 | 23,400.0 | 23,400.0 | 23,400.0 | 23,400.0 | | 104.30 |
| 2020-10-27 | 23,376.96 | 23,485.80 | 23,232.31 | 23,485.80 | 52,700.0 | 23,430.0 | 23,535.0 | 23,245.0 | 23,425.0 | 3,969 | 23,465.0 | 23,465.0 | 23,465.0 | 23,465.0 | | 104.51 |
| 2020-10-26 | 23,520.78 | 23,572.60 | 23,475.52 | 23,494.34 | 41,700.0 | 23,550.0 | 23,570.0 | 23,365.0 | 23,425.0 | 3,714 | 23,475.0 | 23,475.0 | 23,475.0 | 23,475.0 | | 104.89 |
| 2020-10-25 | | | | | | | | | | | | | | | | |
| 2020-10-23 | 23,558.71 | 23,587.90 | 23,469.13 | 23,516.59 | 49,200.0 | 23,600.0 | 23,620.0 | 23,465.0 | 23,565.0 | 3,177 | 23,520.0 | 23,520.0 | 23,520.0 | 23,520.0 | | 104.71 |
| 2020-10-22 | 23,525.59 | 23,555.78 | 23,436.17 | 23,474.27 | 44,900.0 | 23,600.0 | 23,620.0 | 23,430.0 | 23,600.0 | 5,331 | 23,565.0 | 23,565.0 | 23,565.0 | 23,565.0 | | 104.86 |
| 2020-10-21 | 23,615.52 | 23,702.30 | 23,611.33 | 23,639.46 | 53,300.0 | 23,605.0 | 23,700.0 | 23,535.0 | 23,570.0 | 3,678 | 23,540.0 | 23,540.0 | 23,540.0 | 23,540.0 | | 104.56 |
| 2020-10-20 | 23,587.87 | 23,674.87 | 23,518.29 | 23,567.04 | 48,700.0 | 23,585.0 | 23,680.0 | 23,525.0 | 23,610.0 | 3,217 | 23,580.0 | 23,580.0 | 23,580.0 | 23,580.0 | | 105.47 |
| 2020-10-19 | 23,543.69 | 23,707.16 | 23,543.69 | 23,671.13 | 46,300.0 | 23,545.0 | 23,745.0 | 23,505.0 | 23,520.0 | 4,178 | 23,480.0 | 23,480.0 | 23,480.0 | 23,480.0 | | 105.44 |
| 2020-10-18 | | | | | | | | | | | | | | | | |
| 2020-10-16 | 23,478.40 | 23,538.74 | 23,382.67 | 23,410.63 | 48,100.0 | 23,535.0 | 23,580.0 | 23,395.0 | 23,535.0 | 3,359 | 23,475.0 | 23,475.0 | 23,475.0 | 23,475.0 | | 105.40 |
| 2020-10-15 | 23,548.45 | 23,581.16 | 23,458.43 | 23,507.23 | 48,300.0 | 23,560.0 | 23,595.0 | 23,380.0 | 23,525.0 | 5,095 | 23,480.0 | 23,480.0 | 23,480.0 | 23,480.0 | | 105.42 |
| 2020-10-14 | 23,545.66 | | 23,518.81 | 23,626.73 | 54,000.0 | 23,560.0 | 23,670.0 | 23,530.0 | 23,570.0 | 4,384 | 23,530.0 | 23,530.0 | 23,530.0 | 23,530.0 | | 105.12 |
| 2020-10-13 | 23,667.90 | 23,667.90 | 23,490.95 | 23,601.78 | 47,200.0 | 23,670.0 | 23,690.0 | 23,500.0 | 23,535.0 | 5,164 | 23,500.0 | 23,500.0 | 23,500.0 | 23,500.0 | | 105.50 |
| 2020-10-12 | 23,588.74 | 23,597.91 | 23,501.26 | 23,558.69 | 44,900.0 | 23,640.0 | 23,670.0 | 23,515.0 | 23,640.0 | 5,798 | 23,585.0 | 23,585.0 | 23,585.0 | 23,585.0 | | 105.32 |
| 2020-10-11 | | | | | | | | | | | | | | | | |
| 2020-10-09 | 23,713.86 | 23,725.58 | 23,552.73 | 23,619.69 | 56,100.0 | 23,705.0 | 23,765.0 | 23,580.0 | 23,600.0 | 7,198 | 23,550.0 | 23,550.0 | 23,550.0 | 23,550.0 | | 105.61 |
| 2020-10-08 | 23,506.34 | 23,701.77 | 23,477.73 | 23,647.07 | 56,300.0 | 23,525.0 | 23,735.0 | 23,500.0 | 23,660.0 | 4,109 | 23,640.0 | 23,640.0 | 23,640.0 | 23,640.0 | | 106.02 |
| 2020-10-07 | 23,272.45 | 23,432.73 | 23,272.45 | 23,422.82 | 52,100.0 | 23,270.0 | 23,560.0 | 23,265.0 | 23,535.0 | 2,857 | 23,520.0 | 23,520.0 | 23,520.0 | 23,520.0 | | 106.00 |
| 2020-10-06 | 23,420.07 | 23,441.16 | 23,331.40 | 23,433.73 | 57,700.0 | 23,450.0 | 23,475.0 | 23,255.0 | 23,310.0 | 5,071 | 23,290.0 | 23,290.0 | 23,290.0 | 23,290.0 | | 105.63 |
| 2020-10-05 | 23,254.28 | 23,377.43 | 23,252.69 | 23,312.14 | 59,500.0 | 23,300.0 | 23,465.0 | 23,250.0 | 23,445.0 | 2,980 | 23,420.0 | 23,420.0 | 23,420.0 | 23,420.0 | | 105.73 |
| 2020-10-04 | | | | | | | | | | | | | | | | |
| 2020-10-02 | 23,294.80 | 23,365.58 | 22,951.41 | 23,029.90 | 86,300.0 | 23,350.0 | 23,385.0 | 22,990.0 | 23,220.0 | 7,435 | 23,180.0 | 23,180.0 | 23,180.0 | 23,180.0 | | 105.39 |
| 2020-10-01 | | | | | | 23,315.0 | 23,405.0 | 23,260.0 | 23,380.0 | 4,974 | 23,225.0 | 23,225.0 | 23,225.0 | 23,225.0 | | 105.56 |
| 2020-09-30 | 23,478.85 | 23,522.38 | 23,170.89 | 23,185.12 | 88,200.0 | 23,465.0 | 23,560.0 | 23,165.0 | 23,305.0 | 7,716 | 23,275.0 | 23,275.0 | 23,275.0 | 23,275.0 | | 105.44 |
| 2020-09-29 | 23,410.50 | 23,622.74 | 23,347.64 | 23,539.10 | 61,300.0 | 23,470.0 | 23,650.0 | 23,380.0 | 23,500.0 | 4,587 | 23,445.0 | 23,445.0 | 23,445.0 | 23,445.0 | | 105.66 |
| 2020-09-28 | 23,391.96 | 23,516.04 | 23,303.03 | 23,511.62 | 82,000.0 | 23,255.0 | 23,450.0 | 23,210.0 | 23,430.0 | 3,693 | 23,555.0 | 23,555.0 | 23,555.0 | 23,555.0 | | 105.52 |
| 2020-09-27 | | | | | | | | | | | | | | | | |
| 2020-09-25 | 23,217.33 | 23,272.67 | 23,154.66 | 23,204.62 | 72,200.0 | 23,070.0 | 23,245.0 | 22,890.0 | 23,210.0 | 4,603 | 23,295.0 | 23,295.0 | 23,295.0 | 23,295.0 | | 105.61 |
| 2020-09-24 | 23,215.00 | 23,234.72 | 23,039.48 | 23,087.82 | 70,500.0 | 23,115.0 | 23,165.0 | 22,915.0 | 23,075.0 | 7,416 | 23,165.0 | 23,165.0 | 23,165.0 | 23,165.0 | | 105.42 |
| 2020-09-23 | 23,245.89 | 23,370.13 | 23,154.45 | 23,346.49 | 77,000.0 | 22,965.0 | 23,305.0 | 22,925.0 | 23,125.0 | 7,800 | 23,215.0 | 23,215.0 | 23,215.0 | 23,215.0 | | 105.35 |

日経平均とCME日経平均先物(ドル建て/円建て)及びドル円相関



過去5日及び過去4週の4本値と各種ピボット

2020/11/23 ~ 2020/11/27

| USD/JPY | | | | | | | | | | Demark | | | | Pivot | | | | Fibonacci Zone | | | | | | | | | | | | | | | | | | | |
|-------------------------|--------|--------|--------|--------|------|------|--------|--------|--------|---------------------|--------|--------|--------|-----------------|--------|----------|--------|----------------|--------|------------|----------------|-----------------|-----------------|-------------------|-------------------|-------------------|-----------------|----------------|--|----------------|--|----|--|-------------------|--|-------------------|--|
| 当日のOHLCLから計算される翌日の | | | | | | | | | | TD Range Projection | | | | TD pivot points | | StopLoss | | Support | | Pivot | | Resistance | | StopLoss | | 3-days AVG | | Support Zone 2 | | Support Zone 1 | | BP | | Resistance Zone 1 | | Resistance Zone 2 | |
| 日足 | Open | High | Low | Close | 値幅/日 | 引け形態 | 真の高値 | 真の安値 | 予想高値 | 予想安値 | 予想高値 | 予想安値 | LBOP | S2 | S1 | PP | R1 | R2 | LBOP | HBOP | 3-days AVG | Support Zone 2 | Support Zone 1 | BP | Resistance Zone 1 | Resistance Zone 2 | | | | | | | | | | | |
| 2020/11/23 | 103.82 | 104.64 | 103.69 | 104.50 | 95p | 陽線引け | - | - | - | - | - | - | 102.96 | 103.32 | 103.91 | 104.27 | 104.86 | 105.23 | 105.81 | - | - | 102.96 ~ 103.32 | 103.69 ~ 103.80 | 104.27 | 104.75 | 104.86 | 105.23 ~ 105.59 | | | | | | | | | | |
| 2020/11/24 | 104.50 | 104.76 | 104.15 | 104.48 | 61p | 陰線引け | 104.76 | 104.15 | 104.62 | 104.01 | 104.62 | 104.01 | 103.56 | 103.86 | 104.17 | 104.47 | 104.78 | 105.07 | 105.39 | - | - | 103.62 ~ 103.86 | 104.09 ~ 104.16 | 104.47 | 104.77 | 104.84 | 105.07 ~ 105.31 | | | | | | | | | | |
| 2020/11/25 | 104.48 | 104.60 | 104.26 | 104.45 | 34p | 陰線引け | 104.60 | 104.26 | 104.53 | 104.19 | 104.53 | 104.19 | 103.94 | 104.10 | 104.28 | 104.44 | 104.61 | 104.78 | 104.95 | 104.39 | Bull | 103.97 ~ 104.10 | 104.23 ~ 104.27 | 104.44 | 104.61 | 104.65 | 104.78 ~ 104.91 | | | | | | | | | | |
| 2020/11/26 | 104.45 | 104.46 | 104.22 | 104.27 | 24p | 陰線引け | 104.46 | 104.22 | 104.36 | 104.13 | 104.36 | 104.13 | 103.94 | 104.08 | 104.17 | 104.31 | 104.41 | 104.55 | 104.64 | 104.41 | Bear | 103.99 ~ 104.08 | 104.17 ~ 104.20 | 104.31 | 104.43 | 104.46 | 104.55 ~ 104.64 | | | | | | | | | | |
| 2020/11/27 | 104.27 | 104.27 | 103.91 | 104.06 | 36p | 陰線引け | 104.27 | 103.91 | 104.16 | 103.80 | 104.16 | 103.80 | 103.53 | 103.72 | 103.89 | 104.08 | 104.25 | 104.44 | 104.61 | 104.28 | Bear | 103.58 ~ 103.72 | 103.86 ~ 103.90 | 104.08 | 104.26 | 104.30 | 104.44 ~ 104.58 | | | | | | | | | | |
| 週足 | Open | High | Low | Close | 値幅/週 | 引け形態 | 真の高値 | 真の安値 | 予想高値 | 予想安値 | 予想高値 | 予想安値 | LBOP | S2 | S1 | PP | R1 | R2 | HBOP | 3-days AVG | Support Zone 2 | Support Zone 1 | BP | Resistance Zone 1 | Resistance Zone 2 | | | | | | | | | | | | |
| 2020/11/02 ~ 2020/11/06 | 104.64 | 105.34 | 103.18 | 103.30 | 216p | 陰線引け | - | - | - | - | - | - | 100.37 | 101.78 | 102.54 | 103.94 | 104.70 | 106.10 | 106.87 | - | - | 100.95 ~ 101.78 | 102.60 ~ 102.86 | 103.94 | 105.02 | 105.28 | 106.10 ~ 106.93 | | | | | | | | | | |
| 2020/11/09 ~ 2020/11/13 | 103.29 | 105.68 | 103.23 | 104.63 | 245p | 陽線引け | 105.68 | 103.18 | 106.40 | 103.91 | 106.38 | 103.93 | 100.90 | 102.06 | 103.35 | 104.51 | 105.80 | 106.96 | 108.25 | - | - | 101.12 ~ 102.06 | 103.00 ~ 103.29 | 104.51 | 105.74 | 106.03 | 106.96 ~ 107.90 | | | | | | | | | | |
| 2020/11/16 ~ 2020/11/20 | 104.66 | 105.13 | 103.65 | 103.82 | 148p | 陰線引け | 105.13 | 103.65 | 104.48 | 103.00 | 104.48 | 103.00 | 101.80 | 102.72 | 103.27 | 104.20 | 104.75 | 105.68 | 106.23 | 104.22 | Bear | 102.16 ~ 102.72 | 103.29 ~ 103.46 | 104.20 | 104.94 | 105.12 | 105.68 ~ 106.24 | | | | | | | | | | |
| 2020/11/23 ~ 2020/11/27 | 103.82 | 104.76 | 103.69 | 104.06 | 108p | 陽線引け | 104.76 | 103.69 | 104.95 | 103.87 | 104.95 | 103.87 | 102.50 | 103.09 | 103.57 | 104.17 | 104.65 | 105.24 | 105.73 | 104.29 | Bear | 102.68 ~ 103.09 | 103.50 ~ 103.63 | 104.17 | 104.71 | 104.83 | 105.24 ~ 105.65 | | | | | | | | | | |

| EUR/JPY | | | | | | | | | | Demark | | | | Pivot | | | | Fibonacci Zone | | | | | | | | | | | | | | | | | | | |
|-------------------------|--------|--------|--------|--------|------|------|--------|--------|--------|---------------------|--------|--------|--------|-----------------|--------|----------|--------|----------------|--------|------------|----------------|-----------------|-----------------|-------------------|-------------------|-------------------|-----------------|----------------|-----------------|----------------|--|----|--|-------------------|--|-------------------|--|
| 当日のOHLCLから計算される翌日の | | | | | | | | | | TD Range Projection | | | | TD pivot points | | StopLoss | | Support | | Pivot | | Resistance | | StopLoss | | 3-days AVG | | Support Zone 2 | | Support Zone 1 | | BP | | Resistance Zone 1 | | Resistance Zone 2 | |
| 日足 | Open | High | Low | Close | 値幅/日 | 引け形態 | 真の高値 | 真の安値 | 予想高値 | 予想安値 | 予想高値 | 予想安値 | LBOP | S2 | S1 | PP | R1 | R2 | LBOP | HBOP | 3-days AVG | Support Zone 2 | Support Zone 1 | BP | Resistance Zone 1 | Resistance Zone 2 | | | | | | | | | | | |
| 2020/11/23 | 123.12 | 123.83 | 123.10 | 123.72 | 73p | 陽線引け | - | - | - | - | - | - | 122.55 | 122.82 | 123.27 | 123.55 | 124.00 | 124.28 | 124.73 | - | - | 122.55 ~ 122.82 | 123.10 ~ 123.19 | 123.55 | 123.92 | 124.00 | 124.28 ~ 124.56 | | | | | | | | | | |
| 2020/11/24 | 123.72 | 124.35 | 123.67 | 124.25 | 69p | 陽線引け | 124.35 | 123.67 | 124.64 | 123.96 | 124.64 | 123.96 | 123.14 | 123.40 | 123.83 | 124.09 | 124.51 | 124.77 | 125.20 | - | - | 123.14 ~ 123.40 | 123.67 ~ 123.75 | 124.09 | 124.43 | 124.51 | 124.77 ~ 125.04 | | | | | | | | | | |
| 2020/11/25 | 124.25 | 124.51 | 124.15 | 124.46 | 36p | 陽線引け | 124.51 | 124.15 | 124.66 | 124.30 | 124.66 | 124.30 | 123.87 | 124.01 | 124.23 | 124.37 | 124.59 | 124.73 | 124.95 | 124.00 | Bull | 123.87 ~ 124.01 | 124.15 ~ 124.19 | 124.37 | 124.55 | 124.59 | 124.73 ~ 124.87 | | | | | | | | | | |
| 2020/11/26 | 124.46 | 124.57 | 123.91 | 124.19 | 66p | 陽線引け | 124.57 | 123.91 | 124.38 | 123.72 | 124.38 | 123.72 | 123.22 | 123.57 | 123.88 | 124.22 | 124.53 | 124.88 | 125.19 | 124.23 | Bear | 123.32 ~ 123.57 | 123.82 ~ 123.89 | 124.22 | 124.55 | 124.63 | 124.88 ~ 125.13 | | | | | | | | | | |
| 2020/11/27 | 124.19 | 124.48 | 123.90 | 124.46 | 58p | 陽線引け | 124.48 | 123.90 | 124.76 | 124.18 | 124.76 | 124.18 | 123.50 | 123.70 | 124.08 | 124.28 | 124.66 | 124.86 | 125.24 | 124.29 | Bear | 123.48 ~ 123.70 | 123.92 ~ 123.99 | 124.28 | 124.57 | 124.64 | 124.86 ~ 125.08 | | | | | | | | | | |
| 週足 | Open | High | Low | Close | 値幅/週 | 引け形態 | 真の高値 | 真の安値 | 予想高値 | 予想安値 | 予想高値 | 予想安値 | LBOP | S2 | S1 | PP | R1 | R2 | HBOP | 3-days AVG | Support Zone 2 | Support Zone 1 | BP | Resistance Zone 1 | Resistance Zone 2 | | | | | | | | | | | | |
| 2020/11/02 ~ 2020/11/06 | 121.85 | 123.17 | 121.70 | 122.72 | 147p | 陽線引け | - | - | - | - | - | - | 120.42 | 121.06 | 121.89 | 122.53 | 123.35 | 123.99 | 124.82 | - | - | 120.50 ~ 121.06 | 121.62 ~ 121.80 | 122.53 | 123.26 | 123.43 | 123.99 ~ 124.55 | | | | | | | | | | |
| 2020/11/09 ~ 2020/11/13 | 122.80 | 125.13 | 122.72 | 123.82 | 241p | 陽線引け | 125.13 | 122.72 | 126.19 | 122.76 | 126.19 | 122.76 | 125.68 | 123.27 | 124.24 | 121.48 | 122.65 | 123.89 | 125.06 | 126.30 | 127.48 | - | - | 120.56 ~ 121.48 | 122.40 ~ 122.69 | 123.89 | 125.10 | 125.38 | 126.30 ~ 127.23 | | | | | | | | |
| 2020/11/16 ~ 2020/11/20 | 123.89 | 124.43 | 122.85 | 123.12 | 158p | 陰線引け | 124.43 | 122.85 | 123.77 | 122.20 | 123.77 | 122.20 | 120.93 | 121.89 | 122.51 | 123.47 | 124.08 | 125.04 | 125.66 | 123.30 | Bull | 121.28 ~ 121.89 | 122.49 ~ 122.68 | 123.47 | 124.25 | 124.44 | 125.04 ~ 125.65 | | | | | | | | | | |
| 2020/11/23 ~ 2020/11/27 | 123.12 | 124.57 | 123.10 | 124.46 | 147p | 陽線引け | 124.57 | 123.10 | 125.25 | 123.78 | 125.25 | 123.78 | 122.05 | 122.58 | 123.52 | 124.04 | 124.98 | 125.51 | 126.45 | 123.80 | Bull | 122.02 ~ 122.58 | 123.14 ~ 123.31 | 124.04 | 124.78 | 124.95 | 125.51 ~ 126.07 | | | | | | | | | | |

| EUR/USD | | | | | | | | | | Demark | | | | Pivot | | | | Fibonacci Zone | | | | | | | | | | | | | | | | | | | |
|-------------------------|--------|--------|--------|--------|------|------|--------|--------|--------|---------------------|--------|--------|--------|-----------------|--------|----------|--------|----------------|--------|------------|----------------|-----------------|-----------------|-------------------|-------------------|-------------------|-----------------|----------------|--|----------------|--|----|--|-------------------|--|-------------------|--|
| 当日のOHLCLから計算される翌日の | | | | | | | | | | TD Range Projection | | | | TD pivot points | | StopLoss | | Support | | Pivot | | Resistance | | StopLoss | | 3-days AVG | | Support Zone 2 | | Support Zone 1 | | BP | | Resistance Zone 1 | | Resistance Zone 2 | |
| 日足 | Open | High | Low | Close | 値幅/日 | 引け形態 | 真の高値 | 真の安値 | 予想高値 | 予想安値 | 予想高値 | 予想安値 | LBOP | S2 | S1 | PP | R1 | R2 | LBOP | HBOP | 3-days AVG | Support Zone 2 | Support Zone 1 | BP | Resistance Zone 1 | Resistance Zone 2 | | | | | | | | | | | |
| 2020/11/23 | 1.1859 | 1.1906 | 1.1801 | 1.1840 | 105p | 陰線引け | - | - | - | - | - | - | 1.1687 | 1.1744 | 1.1792 | 1.1849 | 1.1897 | 1.1954 | 1.2001 | - | - | 1.1704 ~ 1.1744 | 1.1784 ~ 1.1797 | 1.1849 | 1.1901 | 1.1914 | 1.1954 ~ 1.1994 | | | | | | | | | | |
| 2020/11/24 | 1.1839 | 1.1896 | 1.1839 | 1.1892 | 57p | 陽線引け | 1.1896 | 1.1839 | 1.1922 | 1.1865 | 1.1922 | 1.1865 | 1.1798 | 1.1818 | 1.1855 | 1.1875 | 1.1912 | 1.1933 | 1.1969 | - | - | 1.1797 ~ 1.1818 | 1.1840 ~ 1.1847 | 1.1875 | 1.1904 | 1.1911 | 1.1933 ~ 1.1954 | | | | | | | | | | |
| 2020/11/25 | 1.1892 | 1.1930 | 1.1882 | 1.1915 | 48p | 陽線引け | 1.1930 | 1.1882 | 1.1946 | 1.1899 | 1.1946 | 1.1899 | 1.1841 | 1.1861 | 1.1888 | 1.1909 | 1.1936 | 1.1957 | 1.1984 | 1.1878 | Bull | 1.1843 ~ 1.1861 | 1.1880 ~ 1.1885 | 1.1909 | 1.1933 | 1.1938 | 1.1957 ~ 1.1975 | | | | | | | | | | |
| 2020/11/26 | 1.1915 | 1.1941 | 1.1886 | 1.1910 | 55p | 陽線引け | 1.1941 | 1.1886 | 1.1926 | 1.1870 | 1.1926 | 1.1870 | 1.1829 | 1.1857 | 1.1884 | 1.1912 | 1.1939 | 1.1967 | 1.1994 | 1.1899 | Bull | 1.1836 ~ 1.1857 | 1.1878 ~ 1.1885 | 1.1912 | 1.1940 | 1.1946 | 1.1967 ~ 1.1988 | | | | | | | | | | |
| 2020/11/27 | 1.1910 | 1.1963 | 1.1910 | 1.1961 | 53p | 陽線引け | 1.1963 | 1.1910 | 1.1988 | 1.1935 | 1.1988 | 1.1935 | 1.1873 | 1.1891 | 1.1926 | 1.1944 | 1.1979 | 1.1998 | 1.2033 | 1.1922 | Bull | 1.1871 ~ 1.1891 | 1.1911 ~ 1.1918 | 1.1944 | 1.1971 | 1.1977 | 1.1998 ~ 1.2018 | | | | | | | | | | |
| 週足 | Open | High | Low | Close | 値幅/週 | 引け形態 | 真の高値 | 真の安値 | 予想高値 | 予想安値 | 予想高値 | 予想安値 | LBOP | S2 | S1 | PP | R1 | R2 | HBOP | 3-days AVG | Support Zone 2 | Support Zone 1 | BP | Resistance Zone 1 | Resistance Zone 2 | | | | | | | | | | | | |
| 2020/11/02 ~ 2020/11/06 | 1.1644 | 1.1891 | 1.1605 | 1.1880 | 286p | 陽線引け | - | - | - | - | - | - | 1.1406 | 1.1505 | 1.1693 | 1.1792 | 1.1979 | 1.2078 | 1.2265 | - | - | 1.1396 ~ 1.1505 | 1.1615 ~ 1.1649 | 1.1792 | 1.1935 | 1.1969 | 1.2078 ~ 1.2188 | | | | | | | | | | |
| 2020/11/09 ~ 2020/11/13 | 1.1889 | 1.1920 | 1.1746 | 1.1834 | 174p | 陽線引け | 1.1920 | 1.1746 | 1.1877 | 1.1562 | 1.1877 | 1.1703 | 1.1572 | 1.1659 | 1.1746 | 1.1833 | 1.1921 | 1.2007 | 1.2095 | - | - | 1.1593 ~ 1.1659 | 1.1726 ~ 1.1746 | 1.1833 | 1.1920 | 1.1941 | 1.2007 ~ 1.2074 | | | | | | | | | | |
| 2020/11/16 ~ 2020/11/20 | 1.1837 | 1.1894 | 1.1815 | 1.1859 | 79p | 陽線引け | 1.1894 | 1.1815 | 1.1916 | 1.1837 | 1.1916 | 1.1837 | 1.1738 | 1.1776 | 1.1818 | 1.1856 | 1.1897 | 1.1935 | 1.1976 | 1.1827 | Bull | 1.1746 ~ 1.1776 | 1.1807 ~ 1.1816 | 1.1856 | 1.1895 | 1.1905 | 1.1935 ~ 1.1965 | | | | | | | | | | |
| 2020/11/23 ~ 2020/11/27 | 1.1859 | 1.1963 | 1.1801 | 1.1961 | 162p | 陽線引け | 1.1963 | 1.1801 | 1.2043 | 1.1881 | 1.2043 | 1.1881 | 1.1692 | 1.1747 | 1.1854 | 1.1908 | 1.2015 | 1.2070 | 1.2177 | 1.1866 | Bull | 1.1685 ~ 1.1747 | 1.1808 ~ 1.1827 | 1.1908 | 1.1989 | 1.2008 | 1.2070 ~ 1.2132 | | | | | | | | | | |

| GBP/JPY | | | | | | | | | | Demark | | | | Pivot | | | | Fibonacci Zone | | | | | | | | | | | | | | | | | | | |
|--------------------|------|------|-----|-------|------|------|------|------|------|---------------------|------|------|------|-----------------|----|----------|--|----------------|--|-------|--|------------|--|----------|--|------------|--|----------------|--|----------------|--|----|--|-------------------|--|-------------------|--|
| 当日のOHLCLから計算される翌日の | | | | | | | | | | TD Range Projection | | | | TD pivot points | | StopLoss | | Support | | Pivot | | Resistance | | StopLoss | | 3-days AVG | | Support Zone 2 | | Support Zone 1 | | BP | | Resistance Zone 1 | | Resistance Zone 2 | |
| 日足 | Open | High | Low | Close | 値幅/日 | 引け形態 | 真の高値 | 真の安値 | 予想高値 | 予想安値 | 予想高値 | 予想安値 | LBOP | S2 | S1 | PP</ | | | | | | | | | | | | | | | | | | | | | |

IMM扱い8通貨/ダウ/日経/金/オイル/主要クロス円の過去5日及び過去5週の4本値

| AUDUSD 5 | | | | | CADUSD 5 | | | | | CHFUSD 5 | | | | |
|------------|--------|--------|--------|--------|------------|--------|--------|--------|--------|------------|--------|--------|--------|--------|
| Date | Open | High | Low | Close | Date | Open | High | Low | Close | Date | Open | High | Low | Close |
| 2020/11/27 | 0.7357 | 0.7399 | 0.7353 | 0.7385 | 2020/11/27 | 0.7681 | 0.7709 | 0.7678 | 0.7697 | 2020/11/27 | 1.1029 | 1.1061 | 1.1010 | 1.1054 |
| 2020/11/26 | 0.7362 | 0.7375 | 0.7354 | 0.7357 | 2020/11/26 | 0.7690 | 0.7698 | 0.7679 | 0.7681 | 2020/11/26 | 1.1010 | 1.1036 | 1.0997 | 1.1029 |
| 2020/11/25 | 0.7359 | 0.7374 | 0.7325 | 0.7362 | 2020/11/25 | 0.7694 | 0.7700 | 0.7675 | 0.7690 | 2020/11/25 | 1.0975 | 1.1015 | 1.0942 | 1.1008 |
| 2020/11/24 | 0.7285 | 0.7368 | 0.7285 | 0.7359 | 2020/11/24 | 0.7643 | 0.7697 | 0.7639 | 0.7694 | 2020/11/24 | 1.0959 | 1.0991 | 1.0945 | 1.0975 |
| 2020/11/23 | 0.7302 | 0.7338 | 0.7266 | 0.7285 | 2020/11/23 | 0.7637 | 0.7665 | 0.7626 | 0.7643 | 2020/11/23 | 1.0975 | 1.1018 | 1.0932 | 1.0958 |

| CNYUSD 5 | | | | | EURUSD 5 | | | | | GBPUSD 5 | | | | |
|------------|--------|--------|--------|--------|------------|--------|--------|--------|--------|------------|--------|--------|--------|--------|
| Date | Open | High | Low | Close | Date | Open | High | Low | Close | Date | Open | High | Low | Close |
| 2020/11/27 | 0.1522 | 0.1524 | 0.1520 | 0.1521 | 2020/11/27 | 1.1910 | 1.1963 | 1.1910 | 1.1961 | 2020/11/27 | 1.3357 | 1.3381 | 1.3293 | 1.3296 |
| 2020/11/26 | 0.1523 | 0.1525 | 0.1522 | 0.1522 | 2020/11/26 | 1.1915 | 1.1941 | 1.1886 | 1.1910 | 2020/11/26 | 1.3382 | 1.3398 | 1.3322 | 1.3357 |
| 2020/11/25 | 0.1521 | 0.1522 | 0.1519 | 0.1522 | 2020/11/25 | 1.1892 | 1.1930 | 1.1882 | 1.1915 | 2020/11/25 | 1.3359 | 1.3394 | 1.3305 | 1.3382 |
| 2020/11/24 | 0.1521 | 0.1522 | 0.1519 | 0.1521 | 2020/11/24 | 1.1839 | 1.1896 | 1.1839 | 1.1892 | 2020/11/24 | 1.3323 | 1.3380 | 1.3294 | 1.3359 |
| 2020/11/23 | 0.1525 | 0.1528 | 0.1523 | 0.1524 | 2020/11/23 | 1.1859 | 1.1906 | 1.1801 | 1.1840 | 2020/11/23 | 1.3297 | 1.3398 | 1.3265 | 1.3323 |

| JPYUSD 5 | | | | | MXNUSD 5 | | | | | NZDUSD 5 | | | | |
|------------|--------|--------|--------|--------|------------|--------|--------|--------|--------|------------|--------|--------|--------|--------|
| Date | Open | High | Low | Close | Date | Open | High | Low | Close | Date | Open | High | Low | Close |
| 2020/11/27 | 0.9591 | 0.9624 | 0.9590 | 0.9610 | 2020/11/27 | 4.9953 | 5.0074 | 4.9759 | 4.9853 | 2020/11/27 | 0.7001 | 0.7040 | 0.7001 | 0.7027 |
| 2020/11/26 | 0.9574 | 0.9595 | 0.9574 | 0.9591 | 2020/11/26 | 5.0085 | 5.0151 | 4.9847 | 4.9953 | 2020/11/26 | 0.7003 | 0.7014 | 0.6993 | 0.7001 |
| 2020/11/25 | 0.9571 | 0.9591 | 0.9560 | 0.9574 | 2020/11/25 | 4.9929 | 5.0098 | 4.9765 | 5.0077 | 2020/11/25 | 0.6973 | 0.7015 | 0.6960 | 0.7003 |
| 2020/11/24 | 0.9569 | 0.9601 | 0.9546 | 0.9571 | 2020/11/24 | 4.9463 | 5.0009 | 4.9463 | 4.9929 | 2020/11/24 | 0.6919 | 0.7005 | 0.6919 | 0.6972 |
| 2020/11/23 | 0.9632 | 0.9645 | 0.9557 | 0.9570 | 2020/11/23 | 4.9752 | 5.0126 | 4.9393 | 4.9472 | 2020/11/23 | 0.6932 | 0.6968 | 0.6897 | 0.6919 |

| Nikkei 225 - Japan (NIX) | | | | | |
|--------------------------|----------|----------|----------|----------|----------|
| Date | Open | High | Low | Close | (ドル建て終値) |
| 2020/11/27 | 26530.28 | 26672.40 | 26420.61 | 26644.71 | 256.06 |
| 2020/11/26 | 26255.47 | 26557.74 | 26255.47 | 26537.31 | 254.52 |
| 2020/11/25 | 26468.52 | 26706.42 | 26258.73 | 26296.86 | 251.76 |
| 2020/11/24 | 25901.45 | 26261.03 | 25901.45 | 26165.59 | 250.43 |
| 2020/11/23 | --non-- | --non-- | --non-- | --non-- | 0 |
| 週4本値 | --non-- | 26706.42 | 25901.45 | 26644.71 | 256.06 |

| XAUUSD 5 | | | | | |
|------------|---------|---------|---------|---------|------------|
| Date | Open | High | Low | Close | 出来高 |
| 2020/11/27 | 1811.09 | 1813.65 | 1774.50 | 1787.22 | 0 |
| 2020/11/26 | 1807.74 | 1818.35 | 1806.19 | 1810.31 | 862270400 |
| 2020/11/25 | 1807.93 | 1817.60 | 1801.73 | 1807.63 | 635480400 |
| 2020/11/24 | 1838.06 | 1838.99 | 1801.04 | 1807.53 | 925225400 |
| 2020/11/23 | 1870.13 | 1876.16 | 1831.12 | 1837.86 | 1394594900 |
| 週4本値 | 1870.13 | 1876.16 | 1774.50 | 1787.22 | 0 |

| Dow Jones Industrial - USA (DJIA) | | | | | 5営業日以内に休業日あり |
|-----------------------------------|----------|----------|----------|----------|--------------|
| Date | Open | High | Low | Close | 出来高 |
| 2020/11/27 | 29911.33 | 30015.13 | 29819.98 | 29910.37 | 177040000 |
| 2020/11/25 | 30058.87 | 30058.87 | 29806.25 | 29872.47 | 323030000 |
| 2020/11/24 | 29746.11 | 30116.51 | 29746.11 | 30046.24 | 432760000 |
| 2020/11/23 | 29332.82 | 29667.75 | 29332.82 | 29591.27 | 387200000 |
| 2020/11/20 | 29437.57 | 29469.89 | 29231.20 | 29263.48 | 305350000 |
| 週4本値 | 29437.57 | 30116.51 | 29231.20 | 29910.37 | |

Historical Data by **Stooq**
 Arrangement by **FX_勝てば官軍?**

| Crude Light Oil 5 | | | | | |
|-------------------|-------|-------|-------|-------|---------|
| Date | Open | High | Low | Close | 出来高 |
| 2020/11/27 | 45.90 | 46.09 | 44.55 | 45.53 | 666702 |
| 2020/11/26 | 45.92 | 46.09 | 44.75 | 45.00 | |
| 2020/11/25 | 44.82 | 46.26 | 44.73 | 45.71 | 1083145 |
| 2020/11/24 | 42.84 | 45.20 | 42.82 | 44.91 | 1137947 |
| 2020/11/23 | 42.46 | 43.36 | 42.29 | 43.06 | 735364 |
| 週4本値 | 42.46 | 46.26 | 42.29 | 45.53 | |

| USDJPY 5 | | | | | EURJPY 5 | | | | | GBPJPY 5 | | | | |
|------------|--------|--------|--------|--------|------------|--------|--------|--------|--------|------------|--------|--------|--------|--------|
| 日付 | 始値 | 高値 | 安値 | 終値 | 日付 | 始値 | 高値 | 安値 | 終値 | 日付 | 始値 | 高値 | 安値 | 終値 |
| 2020/11/27 | 104.27 | 104.27 | 103.91 | 104.06 | 2020/11/27 | 124.19 | 124.48 | 123.90 | 124.46 | 2020/11/27 | 139.27 | 139.27 | 138.33 | 138.36 |
| 2020/11/26 | 104.45 | 104.46 | 104.22 | 104.27 | 2020/11/26 | 124.46 | 124.57 | 123.91 | 124.19 | 2020/11/26 | 139.79 | 139.80 | 138.93 | 139.27 |
| 2020/11/25 | 104.48 | 104.60 | 104.26 | 104.45 | 2020/11/25 | 124.25 | 124.51 | 124.15 | 124.46 | 2020/11/25 | 139.57 | 139.86 | 139.01 | 139.79 |
| 2020/11/24 | 104.50 | 104.76 | 104.15 | 104.48 | 2020/11/24 | 123.72 | 124.35 | 123.67 | 124.25 | 2020/11/24 | 139.22 | 139.84 | 139.12 | 139.57 |
| 2020/11/23 | 103.82 | 104.64 | 103.69 | 104.50 | 2020/11/23 | 123.12 | 123.83 | 123.10 | 123.72 | 2020/11/23 | 138.05 | 139.34 | 138.04 | 139.22 |

| USDJPY Weekly 28 | | | | | EURJPY Weekly 28 | | | | | GBPJPY Weekly 28 | | | | |
|------------------|--------|--------|--------|--------|------------------|--------|--------|--------|--------|------------------|--------|--------|--------|--------|
| 日付 | 始値 | 高値 | 安値 | 終値 | 日付 | 始値 | 高値 | 安値 | 終値 | 日付 | 始値 | 高値 | 安値 | 終値 |
| 2020/11/27 | 103.82 | 104.76 | 103.69 | 104.06 | 2020/11/27 | 123.12 | 124.57 | 123.10 | 124.46 | 2020/11/27 | 138.05 | 139.86 | 138.04 | 138.36 |
| 2020/11/20 | 104.66 | 105.13 | 103.65 | 103.82 | 2020/11/20 | 123.89 | 124.43 | 122.85 | 123.12 | 2020/11/20 | 138.06 | 138.85 | 137.20 | 137.99 |
| 2020/11/13 | 103.29 | 105.68 | 103.23 | 104.63 | 2020/11/13 | 122.80 | 125.13 | 122.72 | 123.82 | 2020/11/13 | 135.96 | 140.20 | 135.91 | 138.08 |
| 2020/11/06 | 104.64 | 105.34 | 103.18 | 103.30 | 2020/11/06 | 121.85 | 123.17 | 121.70 | 122.72 | 2020/11/06 | 135.33 | 137.38 | 134.88 | 135.86 |
| 2020/10/30 | 104.70 | 105.06 | 104.03 | 104.67 | 2020/10/30 | 123.99 | 124.20 | 121.62 | 121.91 | 2020/10/30 | 136.56 | 137.06 | 134.41 | 135.56 |

先週のIMM取り扱い対ドル8通貨チャート

※ 赤点線は適最高値/青天線は適最低値、BB中心線はSMA21

2020/11/23 ~ 2020/11/27

Chart by OANDA Japan MetaTrader4

