

JAPANESE YEN - CHICAGO MERCANTILE EXCHANGE

Code-097741

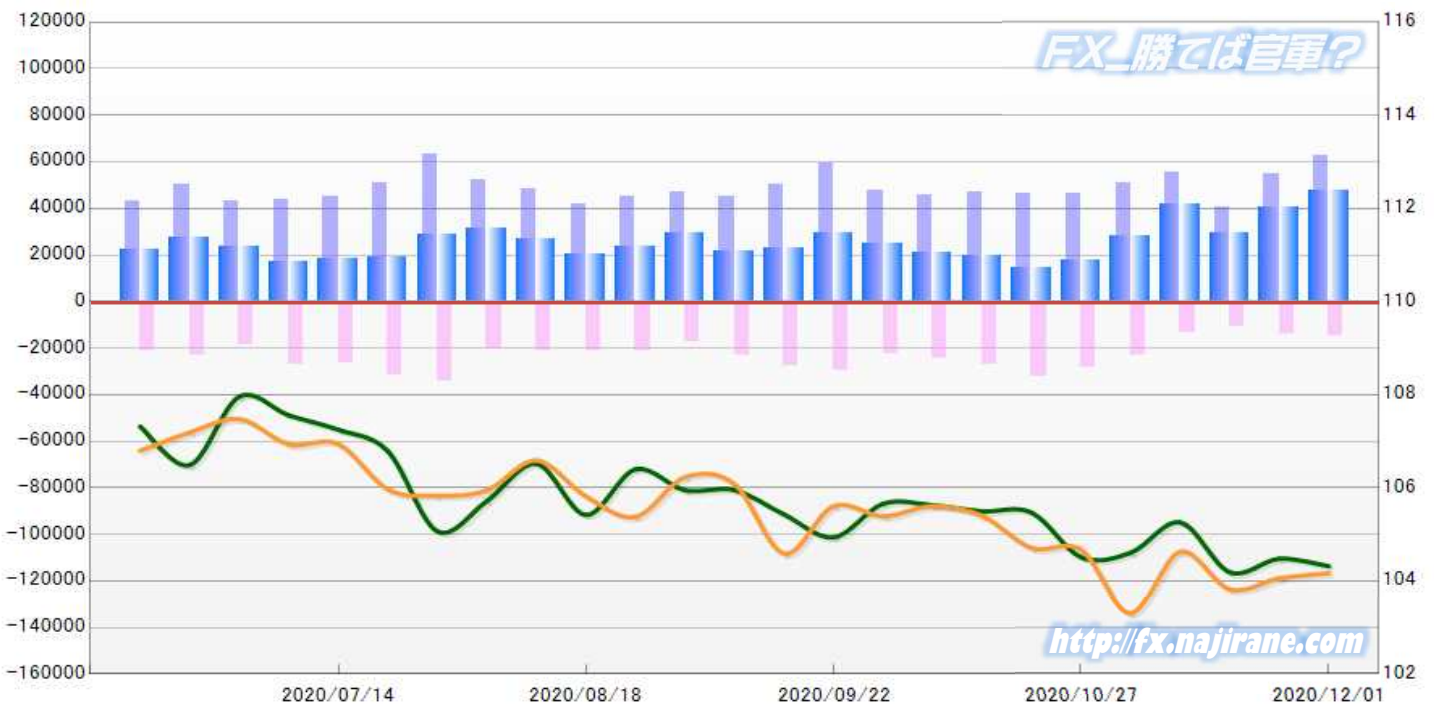
2020/06/09 ~ 2020/12/01

2020/12/04 NYクローズ時公表値

Report_Date	Non Commercial Positions												火曜日 引け値	金曜日 引け値
	Long	増減	増減(%)	Short	増減	増減(%)	売り越し	増減	増減(%)	売買計	増減	増減(%)		
2020/12/01	62449	7977	14.6%	14946	716	5.0%	-47503	7261	18.0%	77395	8693	12.7%	104.32	104.17
2020/11/24	54472	14159	35.1%	14230	3584	33.7%	-40242	10575	35.6%	68702	17743	34.8%	104.48	104.06
2020/11/17	40313	-15331	-27.6%	10646	-3104	-22.6%	-29667	-12227	-29.2%	50959	-18435	-26.6%	104.19	103.82
2020/11/10	55644	4632	9.1%	13750	-9164	-40.0%	-41894	13796	49.1%	69394	-4532	-6.1%	105.26	104.63
2020/11/03	51012	4881	10.6%	22914	-5324	-18.9%	-28098	10205	57.0%	73926	-443	-0.6%	104.61	103.30
2020/10/27	46131	-393	-0.8%	28238	-4103	-12.7%	-17893	3710	26.2%	74369	-4496	-5.7%	104.51	104.67
2020/10/20	46524	-721	-1.5%	32341	5072	18.6%	-14183	-5793	-29.0%	78865	4351	5.8%	105.47	104.71
2020/10/13	47245	1466	3.2%	27269	2592	10.5%	-19976	-1126	-5.3%	74514	4058	5.8%	105.50	105.40
2020/10/06	45779	-1756	-3.7%	24677	1931	8.5%	-21102	-3687	-14.9%	70456	175	0.2%	105.63	105.61
2020/09/29	47535	-11498	-19.5%	22746	-6706	-22.8%	-24789	-4792	-16.2%	70281	-18204	-20.6%	105.66	105.39
2020/09/22	59033	8673	17.2%	29452	1981	7.2%	-29581	6692	29.2%	88485	10654	13.7%	104.94	105.61
2020/09/15	50360	5510	12.3%	27471	4363	18.9%	-22889	1147	5.3%	77831	9873	14.5%	105.43	104.59
2020/09/08	44850	-1804	-3.9%	23108	6058	35.5%	-21742	-7862	-26.6%	67958	4254	6.7%	105.95	106.08
2020/09/01	46654	1676	3.7%	17050	-4312	-20.2%	-29604	5988	25.4%	63704	-2636	-4.0%	105.95	106.23
2020/08/25	44978	3261	7.8%	21362	229	1.1%	-23616	3032	14.7%	66340	3490	5.6%	106.40	105.38
2020/08/18	41717	-6441	-13.4%	21133	-9	0.0%	-20584	-6432	-23.8%	62850	-6450	-9.3%	105.42	105.82
2020/08/11	48158	-3915	-7.5%	21142	498	2.4%	-27016	-4413	-14.0%	69300	-3417	-4.7%	106.52	106.59
2020/08/04	52073	-10851	-17.2%	20644	-13773	-40.0%	-31429	2922	10.3%	72717	-24624	-25.3%	105.72	105.95
2020/07/28	62924	12070	23.7%	34417	2870	9.1%	-28507	9200	47.7%	97341	14940	18.1%	105.07	105.83
2020/07/21	50854	5743	12.7%	31547	4762	17.8%	-19307	981	5.4%	82401	10505	14.6%	106.79	105.97
2020/07/14	45111	1068	2.4%	26785	-446	-1.6%	-18326	1514	9.0%	71896	622	0.9%	107.25	106.94
2020/07/07	44043	1288	3.0%	27231	8337	44.1%	-16812	-7049	-29.5%	71274	9625	15.6%	107.56	106.94
2020/06/30	42755	-7735	-15.3%	18894	-4138	-18.0%	-23861	-3597	-13.1%	61649	-11873	-16.1%	107.96	107.48
2020/06/23	50490	7364	17.1%	23032	2016	9.6%	-27458	5348	24.2%	73522	9380	14.6%	106.49	107.19
2020/06/16	43126	-5736	-11.7%	21016	-10384	-33.1%	-22110	4648	26.6%	64142	-16120	-20.1%	107.32	106.80
2020/06/09	48862			31400			-17462			80262			107.72	107.37

JAPANESE YEN - CHICAGO MERCANTILE EXCHANGE
FUTURES ONLY POSITIONS

— 金曜終値 — 火曜終値 — Short枚数 — Long枚数 ■ 売り越し or 買い越し枚数



EURO FX - CHICAGO MERCANTILE EXCHANGE

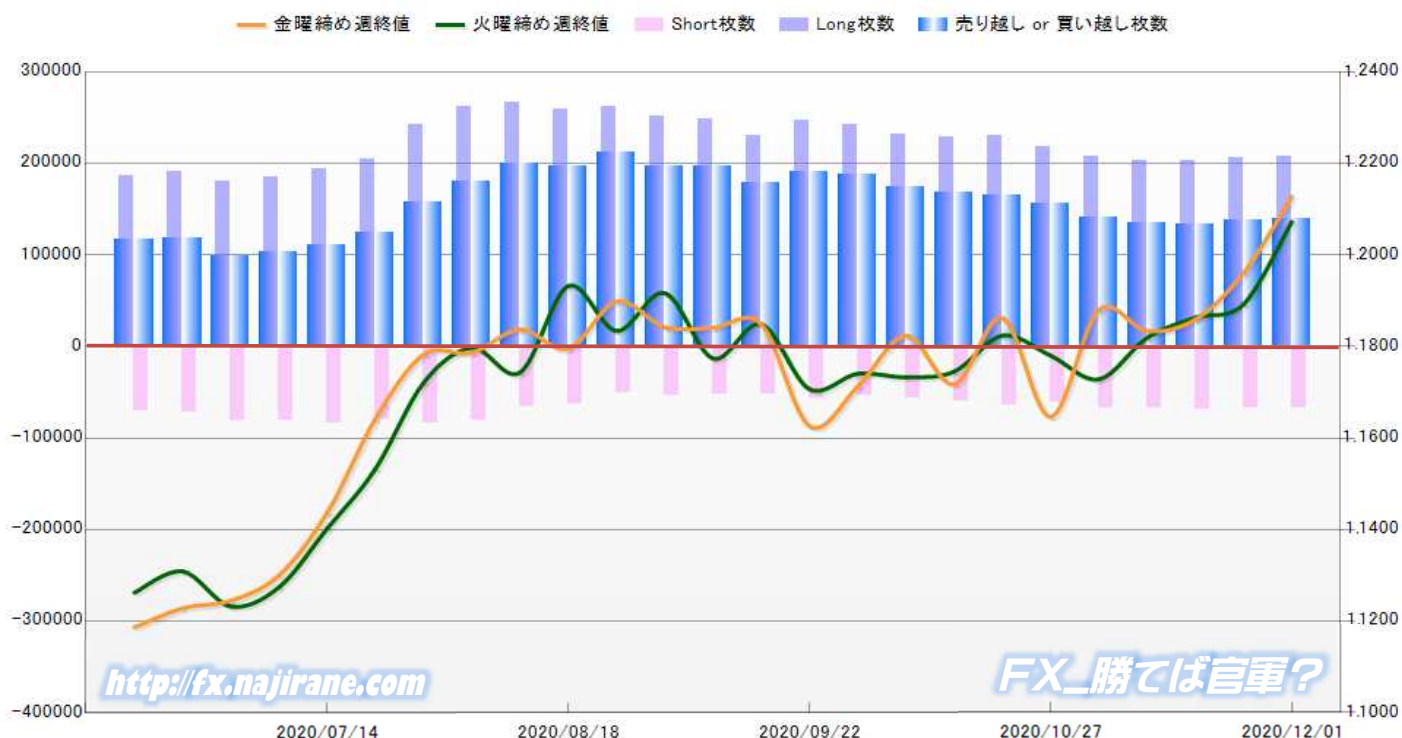
Code-099741

2020/06/09 ~ 2020/12/01

2020/12/04 NYクローズ時公表値

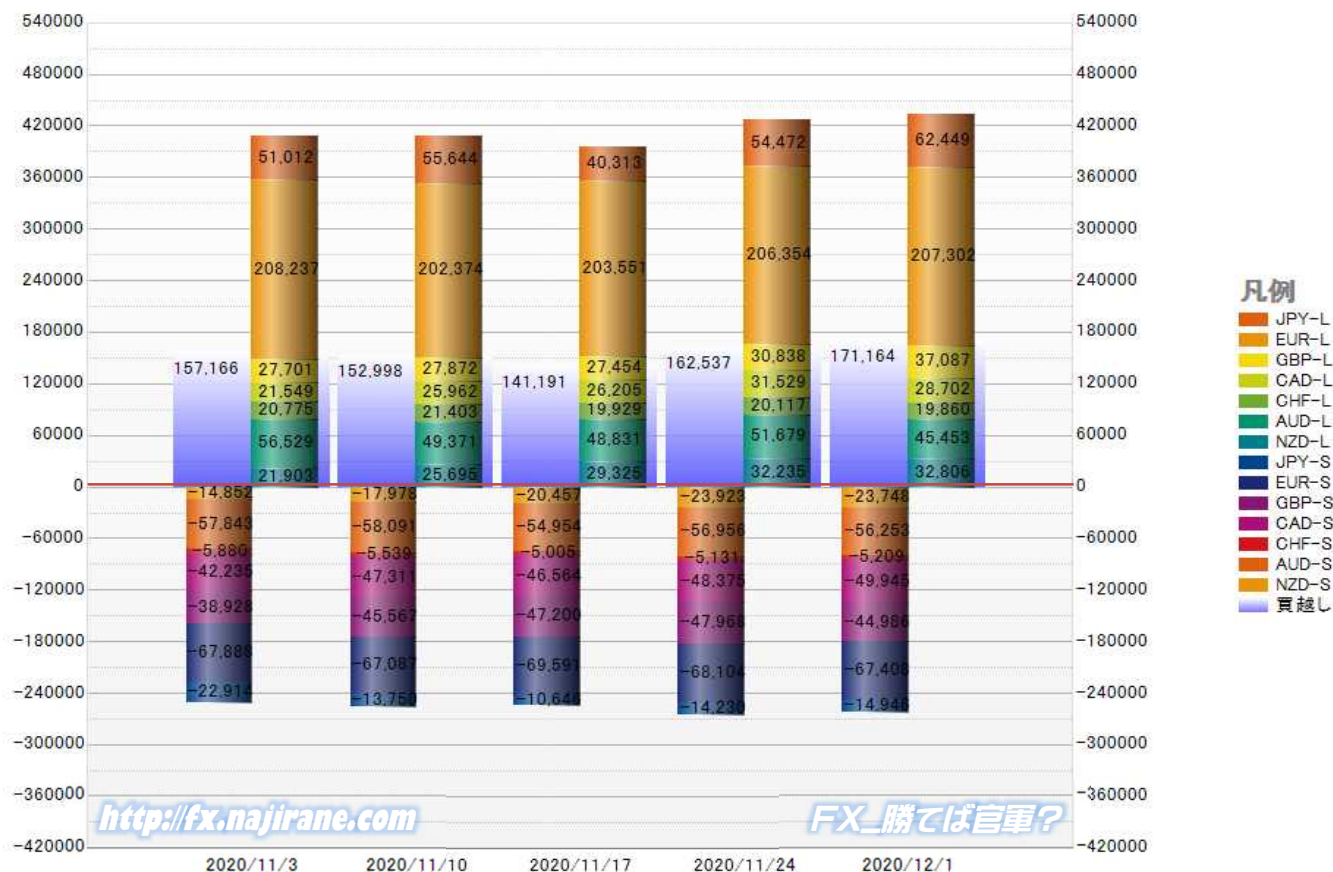
Report_Date	Non Commercial Positions											火曜日 引け値	金曜日 引け値	
	Long	増減		Short	増減		売り越し	増減		売買計	増減			
2020/12/01	207302	948	0.5%	67408	-696	-1.0%	-139894	1644	1.2%	274710	252	0.1%	1.2072	1.2127
2020/11/24	206354	2803	1.4%	68104	-1487	-2.1%	-138250	4290	3.2%	274458	1316	0.5%	1.1892	1.1961
2020/11/17	203551	1177	0.6%	69591	2504	3.7%	-133960	-1327	-1.0%	273142	3681	1.4%	1.1863	1.1859
2020/11/10	202374	-5863	-2.8%	67087	-801	-1.2%	-135287	-5062	-3.6%	269461	-6664	-2.4%	1.1819	1.1834
2020/11/03	208237	-9206	-4.2%	67888	6000	9.7%	-140349	-15206	-9.8%	276125	-3206	-1.1%	1.1728	1.1880
2020/10/27	217443	-12435	-5.4%	61888	-2047	-3.2%	-155555	-10388	-6.3%	279331	-14482	-4.9%	1.1780	1.1647
2020/10/20	229878	1583	0.7%	63935	4277	7.2%	-165943	-2694	-1.6%	293813	5860	2.0%	1.1824	1.1863
2020/10/13	228295	-3074	-1.3%	59658	2597	4.6%	-168637	-5671	-3.3%	287953	-477	-0.2%	1.1745	1.1718
2020/10/06	231369	-10598	-4.4%	57061	3210	6.0%	-174308	-13808	-7.3%	288430	-7388	-2.5%	1.1733	1.1824
2020/09/29	241967	-5082	-2.1%	53851	-2376	-4.2%	-188116	-2706	-1.4%	295818	-7458	-2.5%	1.1741	1.1712
2020/09/22	247049	16354	7.1%	56227	4108	7.9%	-190822	12246	6.9%	303276	20462	7.2%	1.1707	1.1626
2020/09/15	230695	-17988	-7.2%	52119	250	0.5%	-178576	-18238	-9.3%	282814	-17738	-5.9%	1.1849	1.1849
2020/09/08	248683	-2184	-0.9%	51869	-2251	-4.2%	-196814	67	0.0%	300552	-4435	-1.5%	1.1774	1.1841
2020/09/01	250867	-11194	-4.3%	54120	3811	7.6%	-196747	-15005	-7.1%	304987	-7383	-2.4%	1.1917	1.1842
2020/08/25	262061	2817	1.1%	50309	-11992	-19.2%	-211752	14809	7.5%	312370	-9175	-2.9%	1.1834	1.1899
2020/08/18	259244	-6834	-2.6%	62301	-4026	-6.1%	-196943	-2808	-1.4%	321545	-10860	-3.3%	1.1932	1.1795
2020/08/11	266078	3969	1.5%	66327	-15134	-18.6%	-199751	19103	10.6%	332405	-11165	-3.2%	1.1743	1.1837
2020/08/04	262109	19982	8.3%	81461	-3107	-3.7%	-180648	23089	14.7%	343570	16875	5.2%	1.1797	1.1787
2020/07/28	242127	37942	18.6%	84568	5430	6.9%	-157559	32512	26.0%	326695	43372	15.3%	1.1721	1.1782
2020/07/21	204185	9933	5.1%	79138	-4202	-5.0%	-125047	14135	12.7%	283323	5731	2.1%	1.1533	1.1642
2020/07/14	194252	9093	4.9%	83340	1778	2.2%	-110912	7315	7.1%	277592	10871	4.1%	1.1402	1.1437
2020/07/07	185159	4772	2.6%	81562	130	0.2%	-103597	4642	4.7%	266721	4902	1.9%	1.1274	1.1300
2020/06/30	180387	-10429	-5.5%	81432	9064	12.5%	-98955	-19493	-16.5%	261819	-1365	-0.5%	1.1232	1.1245
2020/06/23	190816	3696	2.0%	72368	2380	3.4%	-118448	1316	1.1%	263184	6076	2.4%	1.1309	1.1228
2020/06/16	187120	2451	1.3%	69988	-19032	-21.4%	-117132	21483	22.5%	257108	-16581	-6.1%	1.1262	1.1187
2020/06/09	184669			89020			-95649			273689			1.1338	1.1255

EURO FX - CHICAGO MERCANTILE EXCHANGE
FUTURES ONLY POSITIONS



	2020/11/03			2020/11/10			2020/11/17			2020/11/24			2020/12/01		
	Long	Short	売り越し	Long	Short	売り越し	Long	Short	売り越し	Long	Short	売り越し	Long	Short	売り越し
JPY	51012	22914	-28098	55644	13750	-41894	40313	10646	-29667	54472	14230	-40242	62449	14946	-47503
	前週比 枚数増減 (枚)			4632	-9164	13796	-15331	-3104	-12227	14159	3584	10575	7977	716	7261
	前週比 枚数増減 (%)			9.1%	-40.0%	49.1%	-27.6%	-22.6%	-29.2%	35.1%	33.7%	35.6%	14.6%	5.0%	18.0%
EUR	208237	67888	-140349	202374	67087	-135287	203551	69591	-133960	206354	68104	-138250	207302	67408	-139894
	前週比 枚数増減 (枚)			-5863	-801	-5062	1177	2504	-1327	2803	-1487	4290	948	-696	1644
	前週比 枚数増減 (%)			-2.8%	-1.2%	-3.6%	0.6%	3.7%	-1.0%	1.4%	-2.1%	3.2%	0.5%	-1.0%	1.2%
GBP	27701	38928	11227	27872	45567	17695	27454	47200	19746	30838	47968	17130	37087	44986	7899
	前週比 枚数増減 (枚)			171	6639	6468	-418	1633	2051	3384	768	-2616	6249	-2982	-9231
	前週比 枚数増減 (%)			0.6%	17.1%	57.6%	-1.5%	3.6%	11.6%	12.3%	1.6%	-13.2%	20.3%	-6.2%	-53.9%
AUD	56529	57843	1314	49371	58091	8720	48831	54954	6123	51679	56956	5277	45453	56253	10800
	前週比 枚数増減 (枚)			-7158	248	7406	-540	-3137	-2597	2848	2002	-846	-6226	-703	5523
	前週比 枚数増減 (%)			-12.7%	0.4%	563.6%	-1.1%	-5.4%	-29.8%	5.8%	3.6%	-13.8%	-12.0%	-1.2%	104.7%
CAD	21549	42235	20686	25962	47311	21349	26205	46564	20359	31529	48375	16846	28702	49945	21243
	前週比 枚数増減 (枚)			4413	5076	663	243	-747	-990	5324	1811	-3513	-2827	1570	4397
	前週比 枚数増減 (%)			20.5%	12.0%	3.2%	0.9%	-1.6%	-4.6%	20.3%	3.9%	-17.3%	-9.0%	3.2%	26.1%
CHF	20775	5880	-14895	21403	5539	-15864	19929	5005	-14924	20117	5131	-14986	19860	5209	-14651
	前週比 枚数増減 (枚)			628	-341	969	-1474	-534	-940	188	126	62	-257	78	-335
	前週比 枚数増減 (%)			3.0%	-5.8%	6.5%	-6.9%	-9.6%	-5.9%	0.9%	2.5%	0.4%	-1.3%	1.5%	-2.2%
NZD	21903	14852	-7051	25695	17978	-7717	29325	20457	-8868	32235	23923	-8312	32806	23748	-9058
	前週比 枚数増減 (枚)			3792	3126	666	3630	2479	1151	2910	3466	-556	571	-175	746
	前週比 枚数増減 (%)			17.3%	21.0%	9.4%	14.1%	13.8%	14.9%	9.9%	16.9%	-6.3%	1.8%	-0.7%	9.0%
MXN	53988	29891	-24097	57399	39077	-18322	59799	39390	-20409	63156	39361	-23795	72880	43839	-29041
	前週比 枚数増減 (枚)			3411	9186	-5775	2400	313	2087	3357	-29	3386	9724	4478	5246
	前週比 枚数増減 (%)			6.3%	30.7%	-24.0%	4.2%	0.8%	11.4%	5.6%	-0.1%	16.6%	15.4%	11.4%	22.0%
Total All 8	461694	280431	-181263	465720	294400	-171320	455407	293807	-161600	490380	304048	-186332	506539	306334	-200205
	前週比 枚数増減 (枚)			4026	13969	-9943	-10313	-593	-9720	34973	10241	24732	16159	2286	13873
	前週比 枚数増減 (%)			0.9%	5.0%	-5.5%	-2.2%	-0.2%	-5.7%	7.7%	3.5%	15.3%	3.3%	0.8%	7.4%
Total 7 (MXN除)	407706	250540	-157166	408321	255323	-152998	395608	254417	-141191	427224	264687	-162537	433659	262495	-171164
	前週比 枚数増減 (枚)			615	4783	-4168	-12713	-906	-11807	31616	10270	21346	6435	-2192	8627
	前週比 枚数増減 (%)			0.2%	1.9%	-2.7%	-3.1%	-0.4%	-7.7%	8.0%	4.0%	15.1%	1.5%	-0.8%	5.3%

直近5週 CFTC IMM主要7通貨の構成

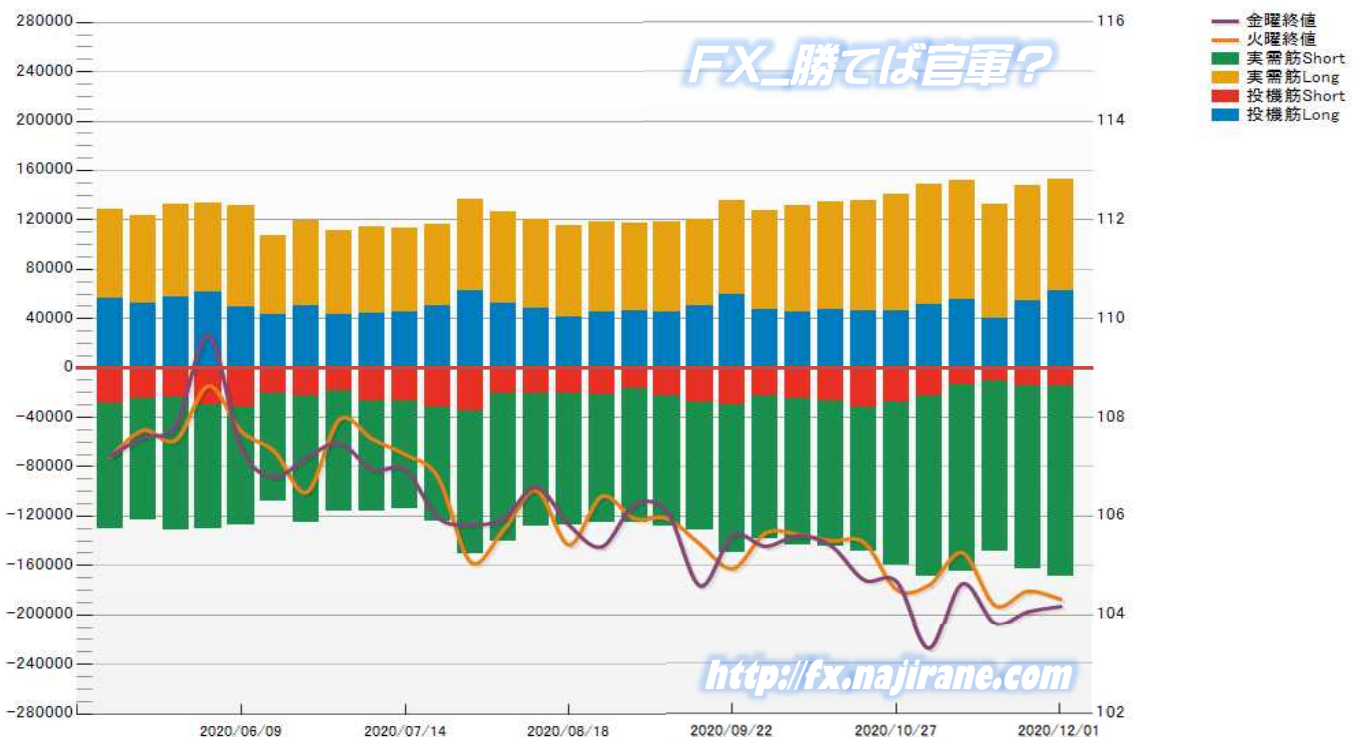


JAPANESE YEN - CHICAGO MERCANTILE EXCHANGE
FUTURES ONLY POSITIONS

Code-097741
2020/12/04 公表値

Date	投機筋集計				実需筋集計				投機筋+実需筋合計				ドル円終値	
	円買い	円売り	売り越し	売買計	円買い	円売り	売り越し	売買計	円買い	円売り	売り越し	売買計	火曜締め	金曜締め
2020/12/01	62449	14946	-47503	77395	90038	153443	63405	243481	152487	168389	15902	320876	104.32	104.17
2020/11/24	54472	14230	-40242	68702	93462	148259	54797	241721	147934	162489	14555	310423	104.48	104.06
2020/11/17	40313	10646	-29667	50959	92697	137577	44880	230274	133010	148223	15213	281233	104.19	103.82
2020/11/10	55644	13750	-41894	69394	96135	151491	55356	247626	151779	165241	13462	317020	105.26	104.63
2020/11/03	51012	22914	-28098	73926	97895	145570	47675	243465	148907	168484	19577	317391	104.61	103.30
2020/10/27	46131	28238	-17893	74369	94605	131414	36809	226019	140736	159652	18916	300388	104.51	104.67
2020/10/20	46524	32341	-14183	78865	88750	115778	27028	204528	135274	148119	12845	283393	105.47	104.71
2020/10/13	47245	27269	-19976	74514	86989	117085	30096	204074	134234	144354	10120	278588	105.50	105.40
2020/10/06	45779	24677	-21102	70456	86102	119068	32966	205170	131881	143745	11864	275626	105.63	105.61
2020/09/29	47535	22746	-24789	70281	79984	116054	36070	196038	127519	138800	11281	266319	105.66	105.39
2020/09/22	59033	29452	-29581	88485	76239	119883	43644	196122	135272	149335	14063	284607	104.94	105.61
2020/09/15	50360	27471	-22889	77831	69658	104286	34628	173944	120018	131757	11739	251775	105.43	104.59
2020/09/08	44850	23108	-21742	67958	73161	105346	32185	178507	118011	128454	10443	246465	105.95	106.08
2020/09/01	46654	17050	-29604	63704	70342	108353	38011	178695	116996	125403	8407	242399	105.95	106.23
2020/08/25	44978	21362	-23616	66340	73477	103640	30163	177117	118455	125002	6547	243457	106.40	105.38
2020/08/18	41717	21133	-20584	62850	73149	105667	32518	178816	114866	126800	11934	241666	105.42	105.82
2020/08/11	48158	21142	-27016	69300	72712	107449	34737	180161	120870	128591	7721	249461	106.52	106.59
2020/08/04	52073	20644	-31429	72717	74165	120290	46125	194455	126238	140934	14696	267172	105.72	105.95
2020/07/28	62924	34417	-28507	97341	73649	115708	42059	189357	136573	150125	13552	286698	105.07	105.83
2020/07/21	50854	31547	-19307	82401	65447	92194	26747	157641	116301	123741	7440	240042	106.79	105.97
2020/07/14	45111	26785	-18326	71896	67691	87431	19740	155122	112802	114216	1414	227018	107.25	106.94
2020/07/07	44043	27231	-16812	71274	70580	88421	17841	159001	114623	115652	1029	230275	107.56	106.94
2020/06/30	42755	18894	-23861	61649	68918	97342	28424	166260	111673	116236	4563	227909	107.96	107.48
2020/06/23	50490	23032	-27458	73522	68487	102372	33885	170859	118977	125404	6427	244381	106.49	107.19
2020/06/16	43126	21016	-22110	64142	64304	86449	22145	150753	107430	107465	35	214895	107.32	106.80
2020/06/09	48862	31400	-17462	80262	82366	95668	13302	178034	131228	127068	-4160	258296	107.72	107.37
2020/06/02	61958	29379	-32579	91337	72106	100594	28488	172700	134064	129973	-4091	264037	108.64	109.66
2020/05/26	57873	23266	-34607	81139	74238	108460	34222	182698	132111	131726	-385	263837	107.54	107.84
2020/05/19	52038	24568	-27470	76606	71027	98736	27709	169763	123065	123304	239	246369	107.74	107.60
2020/05/12	56307	28370	-27937	84677	72360	101599	29239	173959	128667	129969	1302	258636	107.20	107.22

JAPANESE YEN - CHICAGO MERCANTILE EXCHANGE
FUTURES ONLY POSITIONS Code-097741

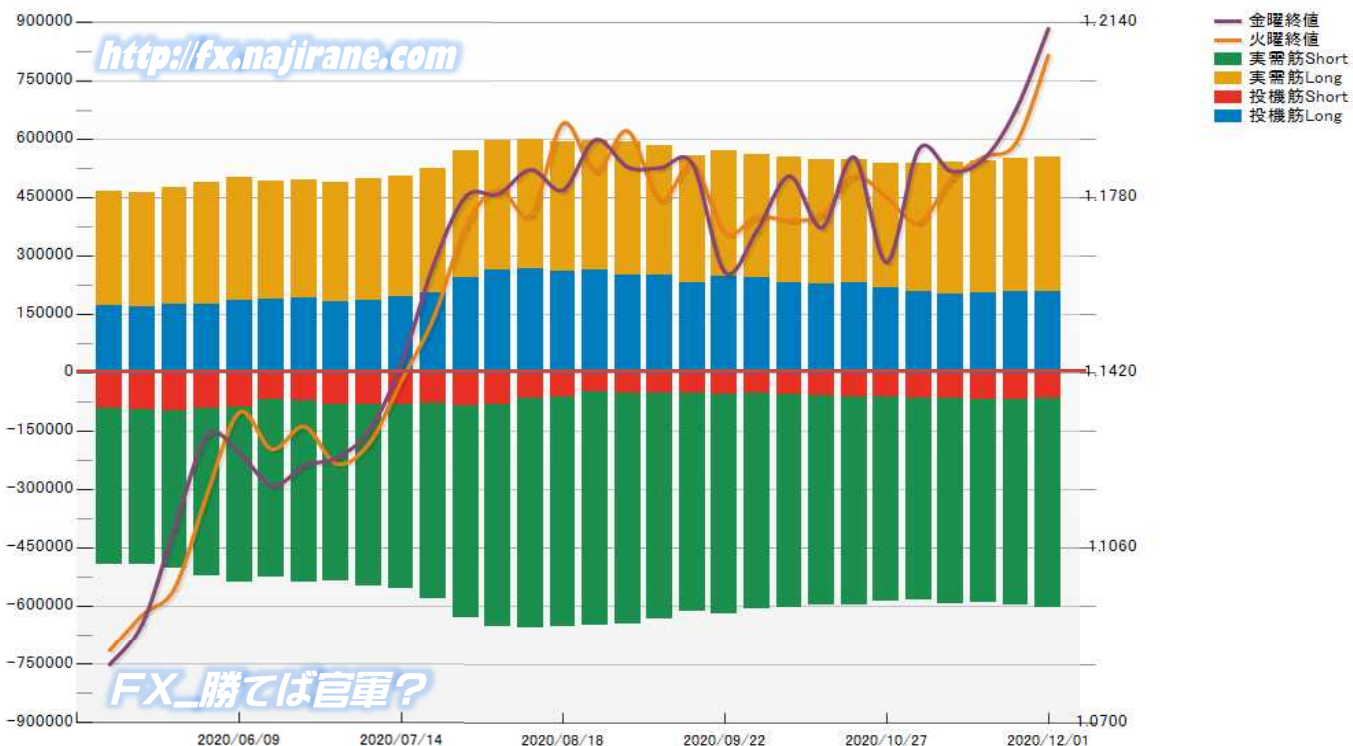


EURO FX - CHICAGO MERCANTILE EXCHANGE
FUTURES ONLY POSITIONS

Code-099741
2020/12/04 公表値

Date	投機筋集計				実需筋集計				投機筋+実需筋合計				ユーロドル終値	
	EUR買い	EUR売り	売り越し	売買計	EUR買い	EUR売り	売り越し	売買計	EUR買い	EUR売り	売り越し	売買計	火曜締め	金曜締め
2020/12/01	207302	67408	-139894	274710	345848	536756	190908	882604	553150	604164	51014	1157314	1.2072	1.2127
2020/11/24	206354	68104	-138250	274458	342250	530912	188662	873162	548604	599016	50412	1147620	1.1892	1.1961
2020/11/17	203551	69591	-133960	273142	338363	522088	183725	860451	541914	591679	49765	1133593	1.1863	1.1859
2020/11/10	202374	67087	-135287	269461	339154	526728	187574	865882	541528	593815	52287	1135343	1.1819	1.1834
2020/11/03	208237	67888	-140349	276125	329671	516373	186702	846044	537908	584261	46353	1122169	1.1728	1.1880
2020/10/27	217443	61888	-155555	279331	320086	526904	206818	846990	537529	588792	51263	1126321	1.1780	1.1647
2020/10/20	229878	63935	-165943	293813	316168	535679	219511	851847	546046	599614	53568	1145660	1.1824	1.1863
2020/10/13	228295	59658	-168637	287953	320037	538976	218939	859013	548332	598634	50302	1146966	1.1745	1.1718
2020/10/06	231369	57061	-174308	288430	322277	548547	226270	870824	553646	605608	51962	1159254	1.1733	1.1824
2020/09/29	241967	53851	-188116	295818	319362	554998	235636	874360	561329	608849	47520	1170178	1.1741	1.1712
2020/09/22	247049	56227	-190822	303276	324148	563561	239413	887709	571197	619788	48591	1190985	1.1707	1.1626
2020/09/15	230695	52119	-178576	282814	326724	561883	235159	888607	557419	614002	56583	1171421	1.1849	1.1849
2020/09/08	248683	51869	-196814	300552	332939	581988	249049	914927	581622	633857	52235	1215479	1.1774	1.1841
2020/09/01	250867	54120	-196747	304987	340434	592019	251585	932453	591301	646139	54838	1237440	1.1917	1.1842
2020/08/25	262061	50309	-211752	312370	332664	600646	267982	933310	594725	650955	56230	1245680	1.1834	1.1899
2020/08/18	259244	62301	-196943	321545	332209	591573	259364	923782	591453	653874	62421	1245327	1.1932	1.1795
2020/08/11	266078	66327	-199751	332405	332842	589103	256261	921945	598920	655430	56510	1254350	1.1743	1.1837
2020/08/04	262109	81461	-180648	343570	332310	573668	241358	905978	594419	655129	60710	1249548	1.1797	1.1787
2020/07/28	242127	84568	-157559	326695	328605	546114	217509	874719	570732	630682	59950	1201414	1.1721	1.1782
2020/07/21	204185	79138	-125047	283323	320979	501647	180668	822626	525164	580785	55621	1105949	1.1533	1.1642
2020/07/14	194252	83340	-110912	277592	309455	471519	162064	780974	503707	554859	51152	1058566	1.1402	1.1437
2020/07/07	185159	81562	-103597	266721	311843	466973	155130	778816	497002	548535	51533	1045537	1.1274	1.1300
2020/06/30	180387	81432	-98955	261819	306839	453967	147128	760806	487226	535399	48173	1022625	1.1232	1.1245
2020/06/23	190816	72368	-118448	263184	305405	467945	162540	773350	496221	540313	44092	1036534	1.1309	1.1228
2020/06/16	187120	69988	-117132	257108	302800	457835	155035	760635	489920	527823	37903	1017743	1.1262	1.1187
2020/06/09	184669	89020	-95649	273689	316909	450627	133718	767536	501578	539647	38069	1041225	1.1338	1.1255
2020/06/02	174412	93172	-81240	267584	312787	429985	117198	742772	487199	523157	35958	1010356	1.1170	1.1290
2020/05/26	175034	99812	-75222	274846	298419	404675	106256	703094	473453	504487	31034	977940	1.0977	1.1102
2020/05/19	167756	95194	-72562	262950	295367	397961	102594	693328	463123	493155	30032	956278	1.0921	1.0903
2020/05/12	171980	93840	-78140	265820	294370	400827	106457	695197	466350	494667	28317	961017	1.0847	1.0818

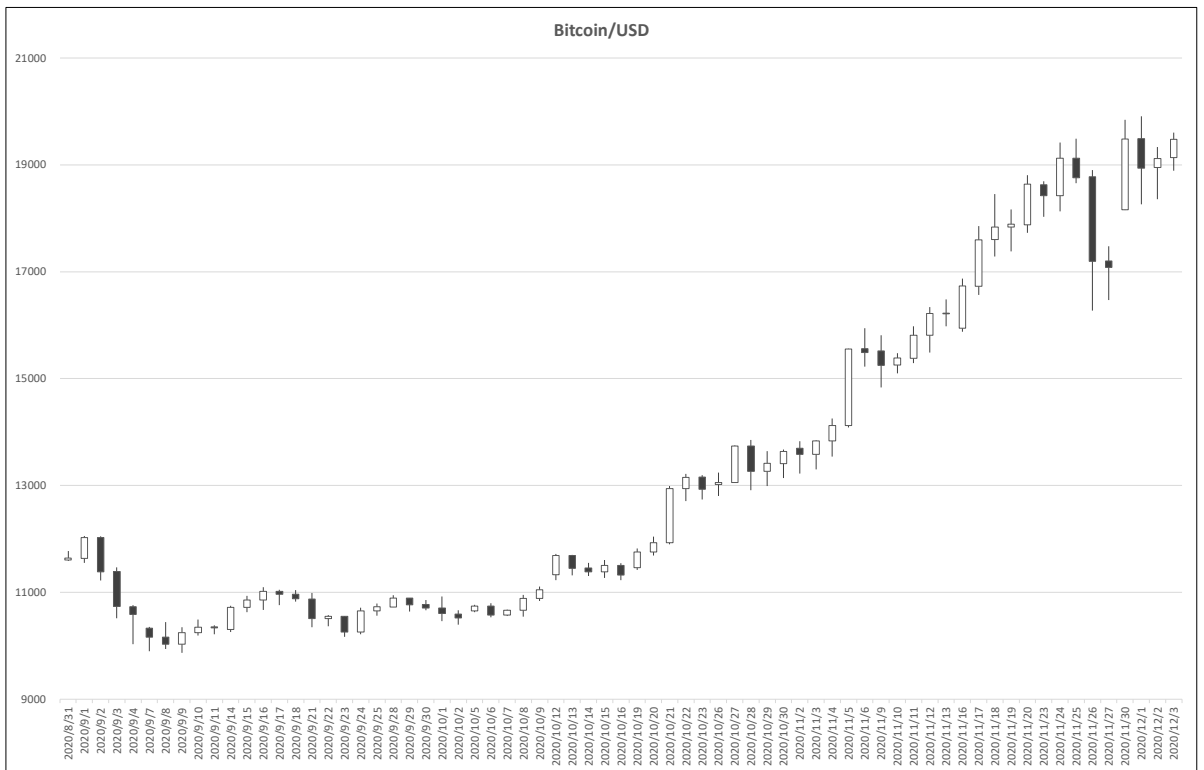
EURO FX - CHICAGO MERCANTILE EXCHANGE
FUTURES ONLY POSITIONS Code-099741



Bitcoin/USD 及び CME Futures (当月及び限月別)

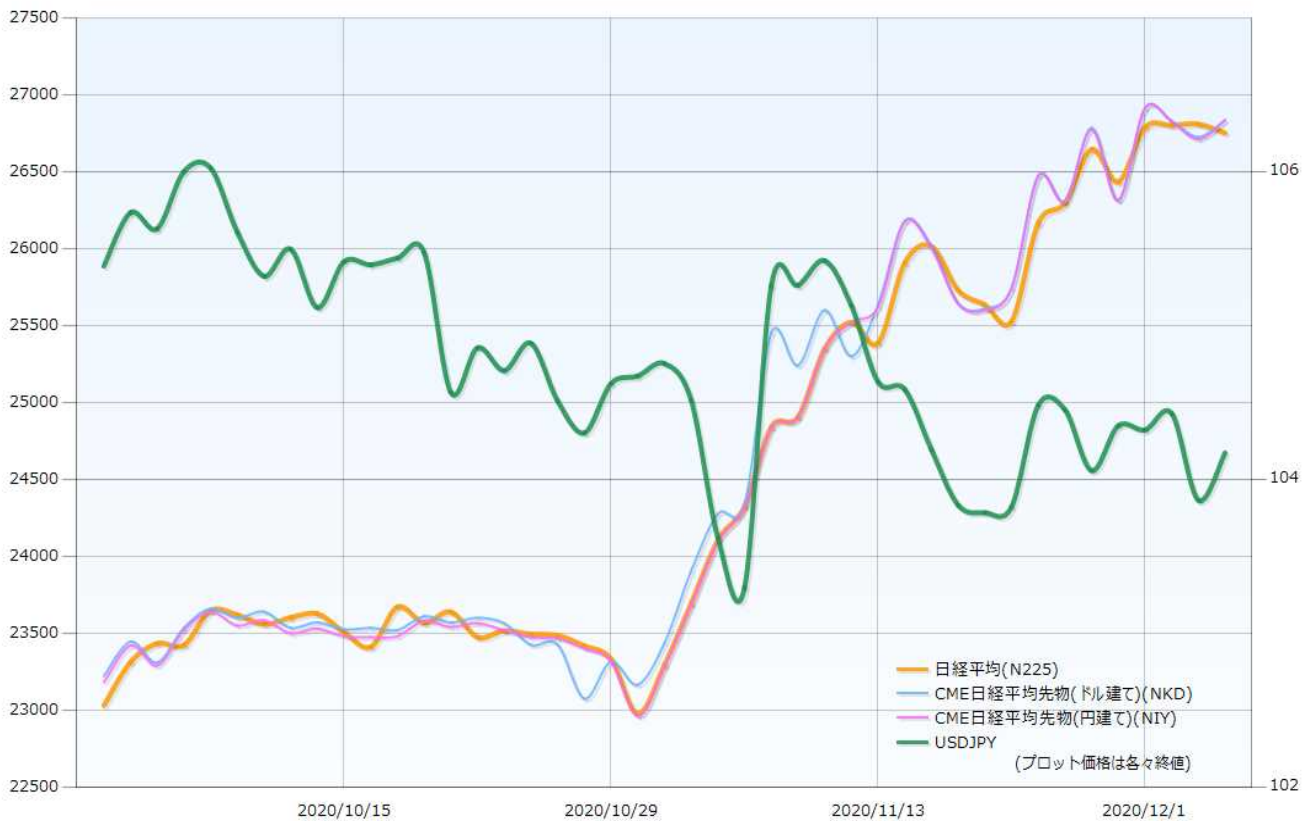
※取引単位=5ビットコイン
(CME CFビットコイン参考基準レート=BRRを対象)

Bitcoin/USD					CME Futures			2020/11		2020/12		2021/1		2021/2		2021/3	
Date	Open	High	Low	Close	Volume	OpenInt	Close	Volume	Close	Volume	Close	Volume	Close	Volume	Close	Volume	
2020/8/31	11608	11775	11586	11640	5315	10077	12025	55	12090	22	12150	5	12290	0			
2020/9/1	11638	12055	11551	12028	9575	10617	12275	77	12385	59	12450	9	12590	0			
2020/9/2	12027	12049	11221	11386	18355	9453	11630	243	11710	124	11730	31	11870	0			
2020/9/3	11388	11466	10515	10736	17046	8623	10860	336	10940	329	11070	34	11210	0			
2020/9/4	10734	10760	10033	10588	17135	8464	10745	166	10825	114	10840	12	10980	0			
2020/9/7	10329	10354	9896	10161	0	0	0	0	0	0	0	0	0	0	0	0	
2020/9/8	10161	10444	9941	10032	16197	8198	10150	207	10205	201	10225	3	10435	2	0	0	
2020/9/9	10030	10348	9869	10245	5647	8183	10470	57	10550	45	10570	0	10780	0	0	0	
2020/9/10	10245	10493	10193	10349	8941	9418	10450	248	10525	82	10545	0	10755	0	0	0	
2020/9/11	10352	10381	10217	10338	5450	8867	10470	89	10545	87	10565	0	10665	0	0	0	
2020/9/14	10304	10752	10260	10717	7279	9573	10840	105	10930	62	11005	12	11105	0	0	0	
2020/9/15	10718	10934	10631	10856	4859	9383	10950	91	11020	124	11150	11	11250	0	0	0	
2020/9/16	10858	11094	10673	11020	7890	9557	11175	97	11260	82	11375	8	11475	0	0	0	
2020/9/17	11019	11046	10761	10962	8172	9148	11095	91	11190	90	11225	2	11325	0	0	0	
2020/9/18	10963	11040	10826	10878	4937	9140	11030	19	11120	61	11155	2	11255	0	0	0	
2020/9/21	10877	10991	10350	10509	15120	8726	10620	162	10715	384	10740	7	10840	0	0	0	
2020/9/22	10509	10577	10367	10551	5518	8426	10620	93	10700	134	10730	0	10830	0	0	0	
2020/9/23	10551	10558	10171	10258	11612	8108	10410	353	10465	229	10495	0	10595	0	0	0	
2020/9/24	10260	10712	10214	10653	13989	8174	10780	382	10865	532	11000	1	11100	0	0	0	
2020/9/25	10652	10791	10565	10732	6982	7320	10885	665	10960	186	11070	11	11170	0	11270	0	
2020/9/28	10727	10949	10727	10890	4645	7731	11005	422	11095	118	11185	5	11275	0	11375	0	
2020/9/29	10890	10890	10644	10770	5190	7324	10875	285	10955	137	11005	4	11095	0	11195	0	
2020/9/30	10773	10858	10666	10709	6298	7487	10840	571	10920	56	10970	4	11060	0	11160	0	
2020/10/1	10708	10921	10461	10605	12826	7018	10725	911	10810	176	10865	27	10885	4	10985	0	
2020/10/2	10593	10666	10394	10524	6517	6525	10615	580	10705	56	10750	14	10780	4	10880	0	
2020/10/5	10654	10765	10631	10743	4931	7378	10870	338	10945	94	10990	33	11030	4	11130	0	
2020/10/6	10744	10800	10533	10575	4664	7511	10710	456	10770	102	10850	13	10890	4	10990	0	
2020/10/7	10575	10680	10555	10664	2513	7606	10790	161	10865	54	10915	23	10950	15	11050	0	
2020/10/8	10663	10955	10543	10885	5654	8450	11035	400	11110	158	11175	26	11210	1	11285	3	
2020/10/9	10885	11109	10842	11046	7194	9799	11205	549	11275	248	11355	59	11390	1	11450	3	
2020/10/12	11328	11718	11230	11689	7194	9782	11720	549	11805	248	11885	59	11950	0	12010	0	
2020/10/13	11692	11704	11316	11453	4831	9353	11520	460	11625	156	11685	44	11760	0	11810	0	
2020/10/14	11455	11549	11304	11383	3896	9554	11490	220	11590	194	11660	16	11735	0	11785	1	
2020/10/15	11384	11604	11272	11507	3771	9753	11680	244	11770	99	11835	10	11920	0	11970	0	
2020/10/16	11506	11545	11226	11325	5924	9084	11450	399	11530	112	11620	32	11695	3	11750	5	
2020/10/19	11463	11819	11419	11757	7399	10617	11835	319	11910	157	12025	47	12100	0	12155	0	
2020/10/20	11756	12046	11691	11927	4621	10896	12080	305	12170	201	12285	51	12355	3	12425	1	
2020/10/21	11930	12988	11900	12942	12363	11918	12845	1626	12960	415	13065	93	13300	5	13065	1	
2020/10/22	12939	13219	12706	13153	9304	12098	13265	1460	13405	405	13470	70	13490	0	13530	0	
2020/10/23	13156	13196	12736	12929	5035	12125	13110	1089	13215	146	13300	7	13350	0	13390	0	
2020/10/26	13021	13241	12805	13054	8217	12043	13180	1519	13285	499	13370	168	13420	0	13460	0	
2020/10/27	13056	13752	13052	13737	14227	12665	13875	4697	14000	435	14095	55	14115	4	14125	2	
2020/10/28	13737	13855	12911	13268	15553	11852	13380	4153	13475	593	13570	58	13640	3	13620	1	
2020/10/29	13267	13642	12989	13418	11910	12246	13780	4563	13885	413	13965	35	14035	3	14120	15	
2020/10/30	13412	13674	13141	13637	6609	11024	13735	5823	13845	615	13935	118	14050	41	14105	12	
2020/11/2	13698	13826	13224	13580	5651	11001	13790	5042	13915	469	14030	67	14085	55	14125	18	
2020/11/3	13582	13847	13303	13832	4595	11278	13845	3731	13960	790	14070	57	14160	14	14265	3	
2020/11/4	13832	14255	13542	14123	10691	11360	14200	9531	14300	1031	14390	93	14535	13	14575	23	
2020/11/5	14122	15561	14085	15555	9044	11952	15260	7463	15400	1179	15510	182	15580	90	14750	130	
2020/11/6	15559	15945	15223	15486	9805	11978	15630	8143	15800	1387	15905	132	16025	58	16085	84	
2020/11/9	15520	15810	14837	15249	14404	11340	15450	12353	15595	1630	15740	263	15815	131	15990	26	
2020/11/10	15254	15475	15100	15385	7061	11619	15355	6198	15490	717	15595	94	15730	37	15845	15	
2020/11/11	15382	15979	15289	15813	7061	11614	15805	6198	15930	717	16075	94	16240	37	16300	15	
2020/11/12	15810	16337	15486	16220	7269	11498	16240	6412	16365	780	16490	57	16655	13	16695	7	
2020/11/13	16226	16482	15978	16210	4715	11292	16270	4062	16390	587	16540	53	16635	6	16790	7	
2020/11/16	15942	16874	15879	16734	6815	11665	16895	5400	17020	1072	17150	188	17280	103	17400	50	
2020/11/17	16728	17852	16568	17597	11293	11509	17730	9408	17875	1519	18025	196	18125	86	18240	82	
2020/11/18	17604	18456	17284	17838	16288	11046	17685	12925	17810	1827	17950	364	18070	115	18210	57	
2020/11/19	17835	18168	17379	17889	8376	11051	18095	6743	18240	1382	18360	145	18480	70	18630	36	
2020/11/20	17881	18807	17730	18640	12414	11306	18685	9867	18870	2015	19030	314	19135	143	19255	73	
2020/11/23	18628	18691	18030	18421	16067	11755	18410	12524	18620	2794	18785	413	18890	252	19015	84	
2020/11/24	18421	19419	18129	19122	19521	12336	19110	14152	19375	4363	19520	728	19635	196	19800	81	
2020/11/25	19127	19487	18656	18756	17159	12330	18915	12217	19175	4270	19345	364	19465	211	19575	97	
2020/11/26	18778	18905	16275	17196	0	0	---	---	---	---	---	---	---	---	---	---	
2020/11/27	17200	17478	16469	17079	18111	10815	16628	7535	16925	16490	17085	1173	17205	311	17320	136	
2020/11/30	18161	19842	18156	19484	14685	11597	---	---	19730	12034	19900	1840	20030	511	20175	235	
2020/12/1	19490	19909	18262	18939	15183	11812	---	---	19275	13563	19450	1191	19575	277	19720	139	
2020/12/2	18952	19333	18357	19118	8819	11743	---	---	19295	7994	19450	584	19580	211	19750	30	
2020/12/3	19134	19604	18892	19479	7967	11720	---	---	19565	7203	19725	619	19875	90	20050	55	



Date	日経平均(^N225)					CME日経平均先物ドル建て(NKD)					CME日経平均先物円建て(NIY)					USDJPY
	Open	High	Low	Close	Volume	Open	High	Low	Close	Volume	Open	High	Low	Close	Volume	
2020-12-04	26,697.26	26,799.83	26,646.08	26,751.24		26,765.0	26,875.0	26,655.0	26,835.0	4,618	26,760.0	26,875.0	26,650.0	26,835.0	22,560	104.17
2020-12-03	26,740.30	26,868.09	26,719.23	26,809.37	69,500.0	26,875.0	26,920.0	26,700.0	26,725.0	6,196	26,875.0	26,920.0	26,695.0	26,710.0	24,007	103.86
2020-12-02	26,884.99	26,889.90	26,695.28	26,800.98	80,200.0	26,885.0	26,915.0	26,690.0	26,830.0	6,196	26,885.0	26,920.0	26,685.0	26,825.0	24,007	104.43
2020-12-01	26,624.20	26,852.16	26,618.39	26,787.54	73,200.0	26,515.0	26,970.0	26,460.0	26,910.0	6,640	26,480.0	26,970.0	26,460.0	26,915.0	29,971	104.32
2020-11-30	26,830.10	26,834.20	26,405.83	26,433.62	147,700.0	26,825.0	26,940.0	26,305.0	26,315.0	6,940	26,825.0	26,935.0	26,300.0	26,310.0	40,487	104.35
2020-11-29																
2020-11-27	26,530.28	26,672.40	26,419.05	26,644.71	86,200.0											104.06
2020-11-25	26,468.52	26,706.42	26,258.35	26,296.86		26,460.0	26,715.0	26,190.0	26,310.0	6,593	26,450.0	26,710.0	26,185.0	26,305.0	35,967	104.45
2020-11-24	25,901.45	26,261.78	25,901.45	26,165.59	81,700.0	25,935.0	26,530.0	25,935.0	26,475.0	6,413	25,940.0	26,530.0	25,930.0	26,470.0	35,065	104.48
2020-11-23						25,705.0	26,060.0	25,660.0	25,940.0	3,866	25,680.0	26,055.0	25,655.0	25,935.0	20,653	104.50
2020-11-22																
2020-11-20	25,486.83	25,555.37	25,425.59	25,527.37	63,400.0	25,505.0	25,770.0	25,435.0	25,745.0	4,000	25,505.0	25,765.0	25,420.0	25,740.0	22,330	103.82
2020-11-19	25,628.73	25,650.86	25,474.94	25,634.34	82,000.0	25,600.0	25,685.0	25,415.0	25,610.0	5,907	25,630.0	25,690.0	25,410.0	25,600.0	28,601	103.78
2020-11-18	25,860.55	25,882.14	25,656.70	25,728.14	69,200.0	25,940.0	25,970.0	25,565.0	25,645.0	4,581	25,930.0	25,965.0	25,560.0	25,640.0	29,422	103.83
2020-11-17	26,043.45	26,057.30	25,851.54	26,014.62	84,800.0	26,150.0	26,180.0	25,870.0	26,015.0	4,749	26,150.0	26,170.0	25,860.0	26,000.0	28,717	104.19
2020-11-16	25,652.69	25,928.18	25,640.29	25,906.93	84,900.0	25,675.0	26,220.0	25,650.0	26,180.0	7,451	25,660.0	26,215.0	25,645.0	26,175.0	49,605	104.59
2020-11-15																
2020-11-13	25,405.64	25,456.18	25,215.31	25,385.87	77,600.0	25,380.0	25,680.0	25,225.0	25,635.0	7,611	25,305.0	25,670.0	25,210.0	25,620.0	32,500	104.63
2020-11-12	25,439.35	25,587.96	25,316.60	25,520.88	80,500.0	25,560.0	25,590.0	25,230.0	25,300.0	7,740	25,520.0	25,520.0	25,520.0	25,520.0	35,673	105.13
2020-11-11	25,145.66	25,401.30	25,145.66	25,349.60	102,500.0	25,300.0	25,715.0	25,170.0	25,600.0	8,137	25,350.0	25,350.0	25,350.0	25,350.0		105.42
2020-11-10	25,087.30	25,279.94	24,833.18	24,905.59	128,200.0	25,420.0	25,480.0	24,850.0	25,240.0	8,868	24,905.0	24,905.0	24,905.0	24,905.0		105.26
2020-11-09	24,568.84	24,962.80	24,541.28	24,839.84	67,000.0	24,420.0	25,910.0	24,365.0	25,450.0	21,338	24,290.0	24,835.0	24,290.0	24,835.0	1	105.26
2020-11-08																
2020-11-06	24,076.22	24,389.00	24,039.16	24,325.23	73,200.0	24,250.0	24,470.0	24,090.0	24,340.0	6,305	24,320.0	24,320.0	24,320.0	24,320.0	1	103.30
2020-11-05	23,776.20	24,112.42	23,756.78	24,105.28	78,600.0	24,015.0	24,385.0	23,870.0	24,275.0	7,738	24,095.0	24,095.0	24,095.0	24,095.0		103.62
2020-11-04	23,619.58	23,801.88	23,505.78	23,695.23	81,600.0	23,845.0	24,080.0	23,505.0	23,905.0	16,022	23,685.0	23,685.0	23,685.0	23,685.0		104.51
2020-11-03						23,455.0	23,925.0	23,455.0	23,855.0	5,312	23,285.0	23,285.0	23,285.0	23,285.0		104.61
2020-11-02	23,110.74	23,370.91	23,096.79	23,295.48	69,700.0	23,135.0	23,455.0	23,060.0	23,435.0	5,420	23,285.0	23,285.0	23,285.0	23,285.0		104.75
2020-11-01																
2020-10-30	23,320.71	23,320.71	22,948.47	22,977.13	76,700.0	23,235.0	23,310.0	22,885.0	23,165.0	6,453	22,960.0	22,960.0	22,960.0	22,960.0		104.67
2020-10-29	23,170.76	23,374.10	23,170.76	23,331.94	57,500.0	23,075.0	23,405.0	23,075.0	23,315.0	4,512	23,315.0	23,315.0	23,315.0	23,315.0		104.62
2020-10-28	23,372.61	23,451.03	23,334.23	23,418.51	67,100.0	23,395.0	23,450.0	23,070.0	23,075.0	8,349	23,400.0	23,400.0	23,400.0	23,400.0		104.30
2020-10-27	23,376.96	23,485.80	23,232.31	23,485.80	52,700.0	23,430.0	23,535.0	23,245.0	23,425.0	3,969	23,465.0	23,465.0	23,465.0	23,465.0		104.51
2020-10-26	23,520.78	23,572.60	23,475.52	23,494.34	41,700.0	23,550.0	23,570.0	23,365.0	23,425.0	3,714	23,475.0	23,475.0	23,475.0	23,475.0		104.89
2020-10-25																
2020-10-23	23,558.71	23,587.90	23,469.13	23,516.59	49,200.0	23,600.0	23,620.0	23,465.0	23,565.0	3,177	23,520.0	23,520.0	23,520.0	23,520.0		104.71
2020-10-22	23,525.59	23,555.78	23,436.17	23,474.27	44,900.0	23,600.0	23,620.0	23,430.0	23,600.0	5,331	23,565.0	23,565.0	23,565.0	23,565.0		104.86
2020-10-21	23,615.52	23,615.52	23,611.33	23,639.46	53,300.0	23,605.0	23,700.0	23,535.0	23,570.0	3,678	23,540.0	23,540.0	23,540.0	23,540.0		104.56
2020-10-20	23,587.87	23,674.87	23,518.29	23,567.04	48,700.0	23,585.0	23,680.0	23,525.0	23,610.0	3,217	23,580.0	23,580.0	23,580.0	23,580.0		105.47
2020-10-19	23,543.69	23,707.16	23,543.69	23,671.13	46,300.0	23,545.0	23,745.0	23,505.0	23,520.0	4,178	23,480.0	23,480.0	23,480.0	23,480.0		105.44
2020-10-18																
2020-10-16	23,478.40	23,538.74	23,382.67	23,410.63	48,100.0	23,535.0	23,580.0	23,395.0	23,535.0	3,359	23,475.0	23,475.0	23,475.0	23,475.0		105.40
2020-10-15	23,548.45	23,581.16	23,458.43	23,507.23	48,300.0	23,560.0	23,595.0	23,380.0	23,525.0	5,095	23,480.0	23,480.0	23,480.0	23,480.0		105.42
2020-10-14	23,545.66	23,656.70	23,518.81	23,626.73	54,000.0	23,560.0	23,670.0	23,530.0	23,570.0	4,384	23,530.0	23,530.0	23,530.0	23,530.0		105.12
2020-10-13	23,667.90	23,667.90	23,490.95	23,601.78	47,200.0	23,670.0	23,690.0	23,500.0	23,535.0	5,164	23,500.0	23,500.0	23,500.0	23,500.0		105.50
2020-10-12	23,588.74	23,597.91	23,501.26	23,558.69	44,900.0	23,640.0	23,670.0	23,515.0	23,640.0	5,798	23,585.0	23,585.0	23,585.0	23,585.0		105.32
2020-10-11																
2020-10-09	23,713.86	23,725.58	23,552.73	23,619.69	56,100.0	23,705.0	23,765.0	23,580.0	23,600.0	7,198	23,550.0	23,550.0	23,550.0	23,550.0		105.61
2020-10-08	23,506.34	23,701.77	23,477.73	23,647.07	56,300.0	23,525.0	23,735.0	23,500.0	23,660.0	4,109	23,640.0	23,640.0	23,640.0	23,640.0		106.02
2020-10-07	23,272.45	23,432.73	23,272.45	23,422.82	52,100.0	23,270.0	23,560.0	23,265.0	23,535.0	2,857	23,520.0	23,520.0	23,520.0	23,520.0		106.00
2020-10-06	23,420.07	23,441.16	23,331.40	23,433.73	57,700.0	23,450.0	23,475.0	23,255.0	23,310.0	5,071	23,290.0	23,290.0	23,290.0	23,290.0		105.63
2020-10-05	23,254.28	23,377.43	23,252.69	23,312.14	59,500.0	23,300.0	23,465.0	23,250.0	23,445.0	2,980	23,420.0	23,420.0	23,420.0	23,420.0		105.73
2020-10-04																
2020-10-02	23,294.80	23,365.58	22,951.41	23,029.90	86,300.0	23,350.0	23,385.0	22,990.0	23,220.0	7,435	23,180.0	23,180.0	23,180.0	23,180.0		105.39
2020-10-01						23,315.0	23,405.0	23,260.0	23,380.0	4,974	23,225.0	23,225.0	23,225.0	23,225.0		105.56
2020-09-30	23,478.85	23,522.38	23,170.89	23,185.12	88,200.0	23,465.0	23,560.0	23,165.0	23,305.0	7,716	23,275.0	23,275.0	23,275.0	23,275.0		105.44

日経平均とCME日経平均先物(ドル建て/円建て)及びドル円相関



過去5日及び過去4週の4本値と各種ピボット

2020/11/30 ~ 2020/12/04

USD/JPY	Demark	Pivot	Fibonacci Zone																					
当日のOHLCLから計算される翌日の	TD Range Projection	TD pivot points																						
日足	Open	High	Low	Close	値幅/日	引け形態	真の高値	真の安値	予想高値	予想安値	予想高値	予想安値	StopLoss	Support	Pivot	Resistance	StopLoss	3-days AVG	Support Zone 2	Support Zone 1	BP	Resistance Zone 1	Resistance Zone 2	
													LBOP	S2	S1	PP	R1	R2	HBOP					
2020/11/30	104.07	104.41	103.84	104.35	57p	陽線引け	-	-	-	-	103.42	103.63	103.99	104.20	104.56	104.77	105.13							
2020/12/01	104.35	104.58	104.19	104.32	39p	陰線引け	104.58	104.19	104.45	104.06	104.45	104.06	103.75	103.97	104.14	104.36	104.54	104.76	104.93					
2020/12/02	104.32	104.75	104.23	104.43	52p	陽線引け	104.75	104.23	104.85	104.33	104.85	104.33	103.66	103.94	104.19	104.47	104.71	104.99	105.23	104.34	Bull	103.74	~	103.94
2020/12/03	104.43	104.54	103.68	103.86	86p	陰線引け	104.54	103.68	104.20	103.34	104.20	103.34	102.66	103.17	103.52	104.03	104.37	104.88	105.23	104.28	Bear	102.84	~	103.17
2020/12/04	103.86	104.24	103.74	104.17	50p	陽線引け	104.24	103.74	104.46	103.96	104.46	103.96	103.36	103.55	103.86	104.04	104.36	104.56	104.87	104.18	Bear	103.36	~	103.55

EUR/JPY	Demark	Pivot	Fibonacci Zone																					
日足	Open	High	Low	Close	値幅/日	引け形態	真の高値	真の安値	予想高値	予想安値	予想高値	予想安値	StopLoss	Support	Pivot	Resistance	StopLoss	3-days AVG	Support Zone 2	Support Zone 1	BP	Resistance Zone 1	Resistance Zone 2	
2020/11/30	124.53	125.11	124.31	124.50	81p	陰線引け	-	-	-	-	123.36	123.83	124.16	124.64	124.97	125.45	125.78							
2020/12/01	124.49	125.96	124.46	125.94	150p	陽線引け	125.96	124.46	126.70	125.20	126.70	125.20	123.45	123.96	124.95	125.45	126.44	126.95	127.94					
2020/12/02	125.94	126.55	125.78	126.49	77p	陽線引け	126.55	125.78	126.91	126.14	126.91	126.14	125.22	125.50	126.00	126.27	126.77	127.05	127.54	125.46	Bull	125.21	~	125.50
2020/12/03	126.49	126.66	126.03	126.14	62p	陽線引け	126.66	126.03	126.40	125.78	126.40	125.78	125.27	125.65	126.00	126.28	126.52	126.90	127.14	126.00	Bull	125.42	~	125.65
2020/12/04	126.14	126.68	126.05	126.33	64p	陽線引け	126.68	126.05	126.82	126.19	126.82	126.19	125.39	125.72	126.02	126.35	126.66	126.99	127.29	126.30	Bull	125.47	~	125.72

EUR/USD	Demark	Pivot	Fibonacci Zone																					
日足	Open	High	Low	Close	値幅/日	引け形態	真の高値	真の安値	予想高値	予想安値	予想高値	予想安値	StopLoss	Support	Pivot	Resistance	StopLoss	3-days AVG	Support Zone 2	Support Zone 1	BP	Resistance Zone 1	Resistance Zone 2	
2020/11/30	1.1966	1.2003	1.1924	1.1931	79p	陰線引け	-	-	-	-	1.1823	1.1874	1.1902	1.1953	1.1981	1.2032	1.2060							
2020/12/01	1.1930	1.2077	1.1930	1.2072	147p	陽線引け	1.2077	1.1930	1.2148	1.2001	1.2148	1.2001	1.1829	1.1879	1.1976	1.2026	1.2123	1.2173	1.2269					
2020/12/02	1.2072	1.2119	1.2040	1.2113	78p	陽線引け	1.2119	1.2040	1.2155	1.2077	1.2155	1.2077	1.1984	1.2012	1.2063	1.2091	1.2141	1.2169	1.2219	1.2023	Bull	1.1982	~	1.2012
2020/12/03	1.2113	1.2175	1.2101	1.2145	73p	陽線引け	1.2175	1.2101	1.2196	1.2123	1.2196	1.2123	1.2032	1.2067	1.2106	1.2140	1.2179	1.2214	1.2253	1.2086	Bull	1.2039	~	1.2067
2020/12/04	1.2144	1.2177	1.2113	1.2127	65p	陽線引け	1.2177	1.2113	1.2152	1.2088	1.2152	1.2088	1.2036	1.2075	1.2101	1.2139	1.2165	1.2204	1.2250	1.2123	Bull	1.2050	~	1.2075

GBP/JPY	Demark	Pivot	Fibonacci Zone																					
日足	Open	High	Low	Close	値幅/日	引け形態	真の高値	真の安値	予想高値	予想安値	予想高値	予想安値	StopLoss	Support	Pivot	Resistance	StopLoss	3-days AVG	Support Zone 2	Support Zone 1	BP	Resistance Zone 1	Resistance Zone 2	
2020/11/30	138.68	139.47	138.43	139.09	104p	陽線引け	-	-	-	-	137.48	137.95	138.52	139.00	139.56	140.04	140.61							
2020/12/01	139.09	140.30	138.97	140.07	133p	陰線引け	140.30	138.97	140.85	139.52	140.85	139.52	137.92	138.44	139.26	139.78	140.59	141.11	141.92					
2020/12/02	140.07	140.44	138.89	139.64	155p	陰線引け	140.44	138.89	140.04	138.49	140.04	138.49	137.33	138.11	138.88	139.66	140.42	141.21	141.97	139.48	Bull	137.52	~	138.11
2020/12/03	139.65	140.29	139.53	139.72	76p	陽線引け	140.29	139.53	140.38	139.62	140.38	139.62	138.63	139.08	139.40	139.84	140.16	140.61	140.92	139.76	Bull	138.79	~	139.08
2020/12/04	139.72	140.71	139.48	139.96	123p	陽線引け	140.71	139.48	140.95	139.72	140.95	139.72	138.15	138.82	139.39	140.05	140.62	141.28	141.85	139.85	Bull	138.35	~	138.82

GBP/USD	Demark	Pivot	Fibonacci Zone																					
日足	Open	High	Low	Close	値幅/日	引け形態	真の高値	真の安値	予想高値	予想安値	予想高値	予想安値	StopLoss	Support	Pivot	Resistance	StopLoss	3-days AVG	Support Zone 2	Support Zone 1	BP	Resistance Zone 1	Resistance Zone 2	
2020/11/30	1.3326	1.3382	1.3305	1.3329	76p	陰線引け	-	-	-	-	1.3219	1.3262	1.3296	1.3339	1.3372	1.3415	1.3449							
2020/12/01	1.3329	1.3440	1.3316	1.3427	124p	陽線引け	1.3440	1.3316	1.3495	1.3371	1.3495	1.3371	1.3224	1.3270	1.3348	1.3394	1.3473	1.3518	1.3597					
2020/12/02	1.3427	1.3441	1.3288	1.3372	154p	陰線引け	1.3441	1.3288	1.3407	1.3253	1.3407	1.3253	1.3140	1.3214	1.3293	1.3367	1.3446	1.3520	1.3599	1.3367	Bull	1.3155	~	1.3214
2020/12/03	1.3372	1.3500	1.3353	1.3452	147p	陽線引け	1.3500	1.3353	1.3549	1.3403	1.3549	1.3403	1.3224	1.3289	1.3370	1.3435	1.3517	1.3582	1.3663	1.3399	Bull	1.3233	~	1.3289
2020/12/04	1.3452	1.3539	1.3414	1.3435	125p	陽線引け	1.3539	1.3414	1.3487	1.3362	1.3487	1.3362	1.3261	1.3337	1.3386	1.3463	1.3511	1.3588	1.3637	1.3422	Bull	1.3290	~	1.3337

IMM扱い8通貨/ダウ/日経/金/オイル/主要クロス円の過去5日及び過去5週の4本値

AUDUSD					CADUSD					CHFUSD				
Date	Open	High	Low	Close	Date	Open	High	Low	Close	Date	Open	High	Low	Close
2020/12/04	0.7437	0.7444	0.7411	0.7432	2020/12/04	0.7773	0.7828	0.7768	0.7826	2020/12/04	1.1224	1.1254	1.1214	1.1217
2020/12/03	0.7414	0.7449	0.7398	0.7437	2020/12/03	0.7741	0.7781	0.7727	0.7773	2020/12/03	1.1176	1.1247	1.1168	1.1224
2020/12/02	0.7375	0.7420	0.7352	0.7413	2020/12/02	0.7729	0.7746	0.7717	0.7740	2020/12/02	1.1115	1.1181	1.1095	1.1176
2020/12/01	0.7345	0.7377	0.7343	0.7374	2020/12/01	0.7690	0.7735	0.7690	0.7729	2020/12/01	1.1012	1.1118	1.1001	1.1115
2020/11/30	0.7388	0.7407	0.7339	0.7345	2020/11/30	0.7702	0.7738	0.7686	0.7690	2020/11/30	1.1056	1.1087	1.0997	1.1012

CNYUSD					EURUSD					GBPUSD				
Date	Open	High	Low	Close	Date	Open	High	Low	Close	Date	Open	High	Low	Close
2020/12/04	0.1530	0.1535	0.1529	0.1535	2020/12/04	1.2144	1.2177	1.2113	1.2127	2020/12/04	1.3452	1.3539	1.3414	1.3435
2020/12/03	0.1528	0.1528	0.1526	0.1528	2020/12/03	1.2113	1.2175	1.2101	1.2145	2020/12/03	1.3372	1.3500	1.3353	1.3452
2020/12/02	0.1527	0.1528	0.1524	0.1525	2020/12/02	1.2072	1.2119	1.2040	1.2113	2020/12/02	1.3427	1.3441	1.3288	1.3372
2020/12/01	0.1520	0.1526	0.1519	0.1524	2020/12/01	1.1930	1.2077	1.1930	1.2072	2020/12/01	1.3329	1.3440	1.3316	1.3427
2020/11/30	0.1522	0.1523	0.1518	0.1522	2020/11/30	1.1966	1.2003	1.1924	1.1931	2020/11/30	1.3326	1.3382	1.3305	1.3329

JPYUSD					MXNUSD					NZDUSD				
Date	Open	High	Low	Close	Date	Open	High	Low	Close	Date	Open	High	Low	Close
2020/12/04	0.9628	0.9639	0.9593	0.9599	2020/12/04	5.0255	5.0652	5.0223	5.0597	2020/12/04	0.7075	0.7079	0.7028	0.7038
2020/12/03	0.9576	0.9645	0.9566	0.9628	2020/12/03	5.0060	5.0346	4.9930	5.0255	2020/12/03	0.7069	0.7104	0.7051	0.7075
2020/12/02	0.9586	0.9595	0.9547	0.9576	2020/12/02	4.9925	5.0091	4.9645	5.0060	2020/12/02	0.7067	0.7084	0.7032	0.7069
2020/12/01	0.9583	0.9598	0.9562	0.9586	2020/12/01	4.9560	5.0007	4.9560	4.9925	2020/12/01	0.7011	0.7068	0.7011	0.7067
2020/11/30	0.9609	0.9630	0.9578	0.9583	2020/11/30	4.9868	4.9948	4.9472	4.9560	2020/11/30	0.7033	0.7051	0.7010	0.7011

Nikkei 225 -Japan (NIX)					
Date	Open	High	Low	Close	(ドル建て終値)
2020/12/04	26697.26	26799.70	26647.72	26751.24	256.80
2020/12/03	26740.30	26864.84	26721.18	26809.37	258.12
2020/12/02	26884.99	26884.99	26695.28	26800.98	256.65
2020/12/01	26624.20	26847.57	26618.39	26787.54	256.78
2020/11/30	26830.10	26834.20	26408.86	26433.62	253.32
週4本値	26830.10	26884.99	26408.86	26751.24	256.80

XAUUSD					
Date	Open	High	Low	Close	出来高
2020/12/04	1841.40	1848.17	1829.50	1836.52	0
2020/12/03	1830.57	1844.03	1823.92	1841.04	616224700
2020/12/02	1815.33	1832.48	1807.57	1830.61	1427875700
2020/12/01	1777.15	1817.32	1775.83	1815.21	1330359300
2020/11/30	1789.60	1790.02	1764.72	1776.77	2487215900
週4本値	1789.60	1848.17	1764.72	1836.52	(N225銘柄計)【東証一部全体計】

Dow Jones Industrial - USA (DJIA)					
Date	Open	High	Low	Close	出来高
2020/12/04	29989.56	30218.26	29989.56	30218.26	363092294
2020/12/03	29920.83	30110.88	29877.27	29969.52	405680000
2020/12/02	29695.09	29902.51	29599.29	29883.79	385280000
2020/12/01	29797.50	30083.31	29797.50	29823.92	429510000
2020/11/30	29854.51	29854.51	29463.64	29638.64	551350000
週4本値	29854.51	30218.26	29463.64	30218.26	

Historical Data by

 Arrangement by


Crude Light Oil						
Date	Open	High	Low	Close	出来高	
2020/12/04	45.62	46.68	45.62	46.09		
2020/12/03	44.99	45.84	44.66	45.64	780261	
2020/12/02	44.38	45.92	43.92	45.28	855536	
2020/12/01	45.08	45.70	44.12	44.55	717520	
2020/11/30	45.34	45.80	44.42	45.34	781509	
週4本値	45.34	46.68	43.92	46.09		

USDJPY					EURJPY					GBPJPY				
日付	始値	高値	安値	終値	日付	始値	高値	安値	終値	日付	始値	高値	安値	終値
2020/12/04	103.86	104.24	103.74	104.17	2020/12/04	126.14	126.68	126.05	126.33	2020/12/04	139.72	140.71	139.48	139.96
2020/12/03	104.43	104.54	103.68	103.86	2020/12/03	126.49	126.66	126.03	126.14	2020/12/03	139.65	140.29	139.53	139.72
2020/12/02	104.32	104.75	104.23	104.43	2020/12/02	125.94	126.55	125.78	126.49	2020/12/02	140.07	140.44	138.89	139.64
2020/12/01	104.35	104.58	104.19	104.32	2020/12/01	124.49	125.96	124.46	125.94	2020/12/01	139.09	140.30	138.97	140.07
2020/11/30	104.07	104.41	103.84	104.35	2020/11/30	124.53	125.11	124.31	124.50	2020/11/30	138.68	139.47	138.43	139.09

USDJPY Weekly					EURJPY Weekly					GBPJPY Weekly				
日付	始値	高値	安値	終値	日付	始値	高値	安値	終値	日付	始値	高値	安値	終値
2020/12/04	104.07	104.75	103.68	104.17	2020/12/04	124.53	126.68	124.31	126.33	2020/12/04	138.68	140.71	138.43	139.96
2020/11/27	103.82	104.76	103.69	104.06	2020/11/27	123.12	124.57	123.10	124.46	2020/11/27	138.05	139.86	138.04	138.36
2020/11/20	104.66	105.13	103.65	103.82	2020/11/20	123.89	124.43	122.85	123.12	2020/11/20	138.06	138.85	137.20	137.99
2020/11/13	103.29	105.68	103.23	104.63	2020/11/13	122.80	125.13	122.72	123.82	2020/11/13	135.96	140.20	135.91	138.08
2020/11/06	104.64	105.34	103.18	103.30	2020/11/06	121.85	123.17	121.70	122.72	2020/11/06	135.33	137.38	134.88	135.86

先週のIMM取り扱い対ドル8通貨チャート

※ 赤点線は週最高値/青天線は週最低値、BB中心線はSMA21

2020/11/30 ~ 2020/12/04

Chart by OANDA Japan MetaTrader4

