

JAPANESE YEN - CHICAGO MERCANTILE EXCHANGE

Code-097741

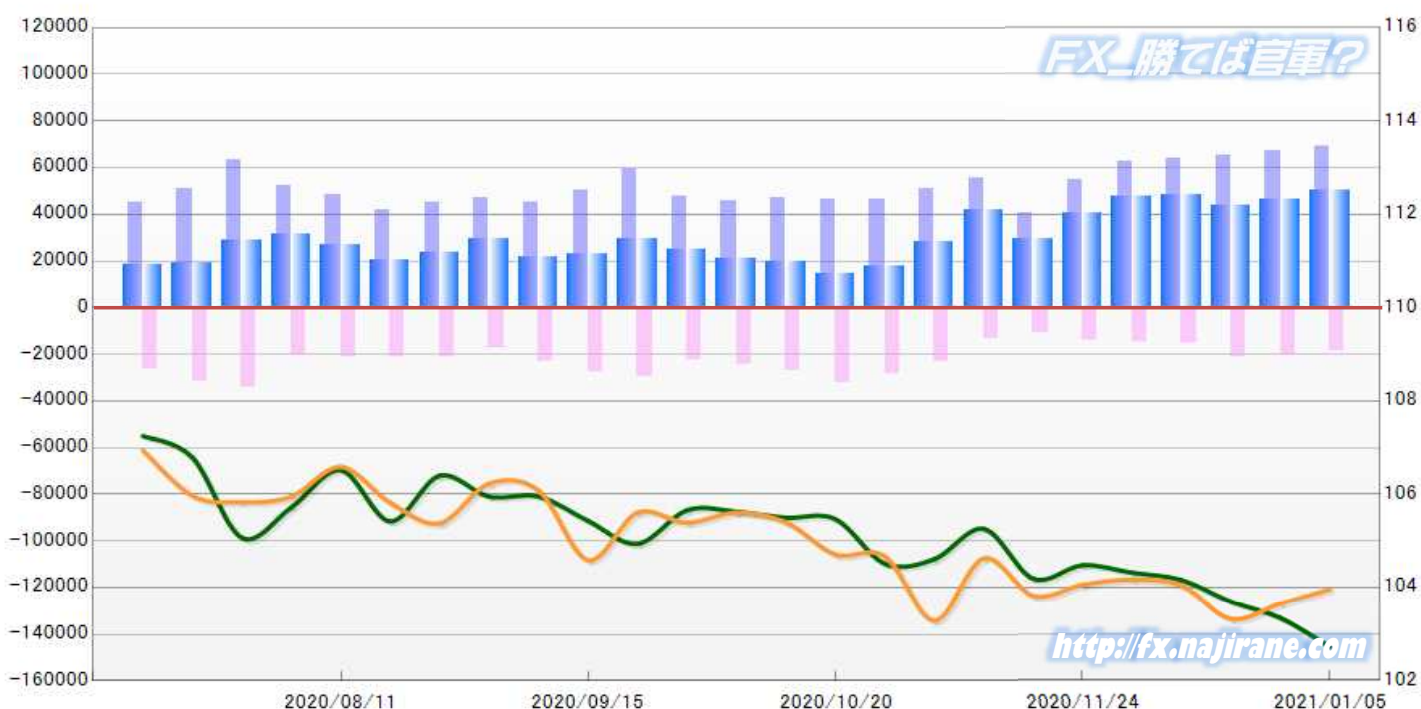
2020/07/07 ~ 2021/01/05

2021/01/08 NYクローズ時公表値

Report_Date	Non Commercial Positions												火曜日 引け値	金曜日 引け値
	Long	増減	増減(%)	Short	増減	増減(%)	売り越し	増減	増減(%)	売買計	増減	増減(%)		
2021/01/05	69163	2193	3.3%	18973	-1904	-9.1%	-50190	4097	8.9%	88136	289	0.3%	102.72	103.96
2020/12/21	66970	1594	2.4%	20877	-536	-2.5%	-46093	2130	4.8%	87847	1058	1.2%	103.34	103.65
2020/12/15	65376	1791	2.8%	21413	5994	38.9%	-43963	-4203	-8.7%	86789	7785	9.9%	103.69	103.32
2020/12/08	63585	1136	1.8%	15419	473	3.2%	-48166	663	1.4%	79004	1609	2.1%	104.16	104.04
2020/12/01	62449	7977	14.6%	14946	716	5.0%	-47503	7261	18.0%	77395	8693	12.7%	104.32	104.17
2020/11/24	54472	14159	35.1%	14230	3584	33.7%	-40242	10575	35.6%	68702	17743	34.8%	104.48	104.06
2020/11/17	40313	-15331	-27.6%	10646	-3104	-22.6%	-29667	-12227	-29.2%	50959	-18435	-26.6%	104.19	103.82
2020/11/10	55644	4632	9.1%	13750	-9164	-40.0%	-41894	13796	49.1%	69394	-4532	-6.1%	105.26	104.63
2020/11/03	51012	4881	10.6%	22914	-5324	-18.9%	-28098	10205	57.0%	73926	-443	-0.6%	104.61	103.30
2020/10/27	46131	-393	-0.8%	28238	-4103	-12.7%	-17893	3710	26.2%	74369	-4496	-5.7%	104.51	104.67
2020/10/20	46524	-721	-1.5%	32341	5072	18.6%	-14183	-5793	-29.0%	78865	4351	5.8%	105.47	104.71
2020/10/13	47245	1466	3.2%	27269	2592	10.5%	-19976	-1126	-5.3%	74514	4058	5.8%	105.50	105.40
2020/10/06	45779	-1756	-3.7%	24677	1931	8.5%	-21102	-3687	-14.9%	70456	175	0.2%	105.63	105.61
2020/09/29	47535	-11498	-19.5%	22746	-6706	-22.8%	-24789	-4792	-16.2%	70281	-18204	-20.6%	105.66	105.39
2020/09/22	59033	8673	17.2%	29452	1981	7.2%	-29581	6692	29.2%	88485	10654	13.7%	104.94	105.61
2020/09/15	50360	5510	12.3%	27471	4363	18.9%	-22889	1147	5.3%	77831	9873	14.5%	105.43	104.59
2020/09/08	44850	-1804	-3.9%	23108	6058	35.5%	-21742	-7862	-26.6%	67958	4254	6.7%	105.95	106.08
2020/09/01	46654	1676	3.7%	17050	-4312	-20.2%	-29604	5988	25.4%	63704	-2636	-4.0%	105.95	106.23
2020/08/25	44978	3261	7.8%	21362	229	1.1%	-23616	3032	14.7%	66340	3490	5.6%	106.40	105.38
2020/08/18	41717	-6441	-13.4%	21133	-9	0.0%	-20584	-6432	-23.8%	62850	-6450	-9.3%	105.42	105.82
2020/08/11	48158	-3915	-7.5%	21142	498	2.4%	-27016	-4413	-14.0%	69300	-3417	-4.7%	106.52	106.59
2020/08/04	52073	-10851	-17.2%	20644	-13773	-40.0%	-31429	2922	10.3%	72717	-24624	-25.3%	105.72	105.95
2020/07/28	62924	12070	23.7%	34417	2870	9.1%	-28507	9200	47.7%	97341	14940	18.1%	105.07	105.83
2020/07/21	50854	5743	12.7%	31547	4762	17.8%	-19307	981	5.4%	82401	10505	14.6%	106.79	105.97
2020/07/14	45111	1068	2.4%	26785	-446	-1.6%	-18326	1514	9.0%	71896	622	0.9%	107.25	106.94
2020/07/07	44043			27231			-16812			71274			107.56	106.94

JAPANESE YEN - CHICAGO MERCANTILE EXCHANGE
FUTURES ONLY POSITIONS

— 金曜終値 — 火曜終値 Short枚数 Long枚数 売り越し or 買い越し枚数



EURO FX - CHICAGO MERCANTILE EXCHANGE

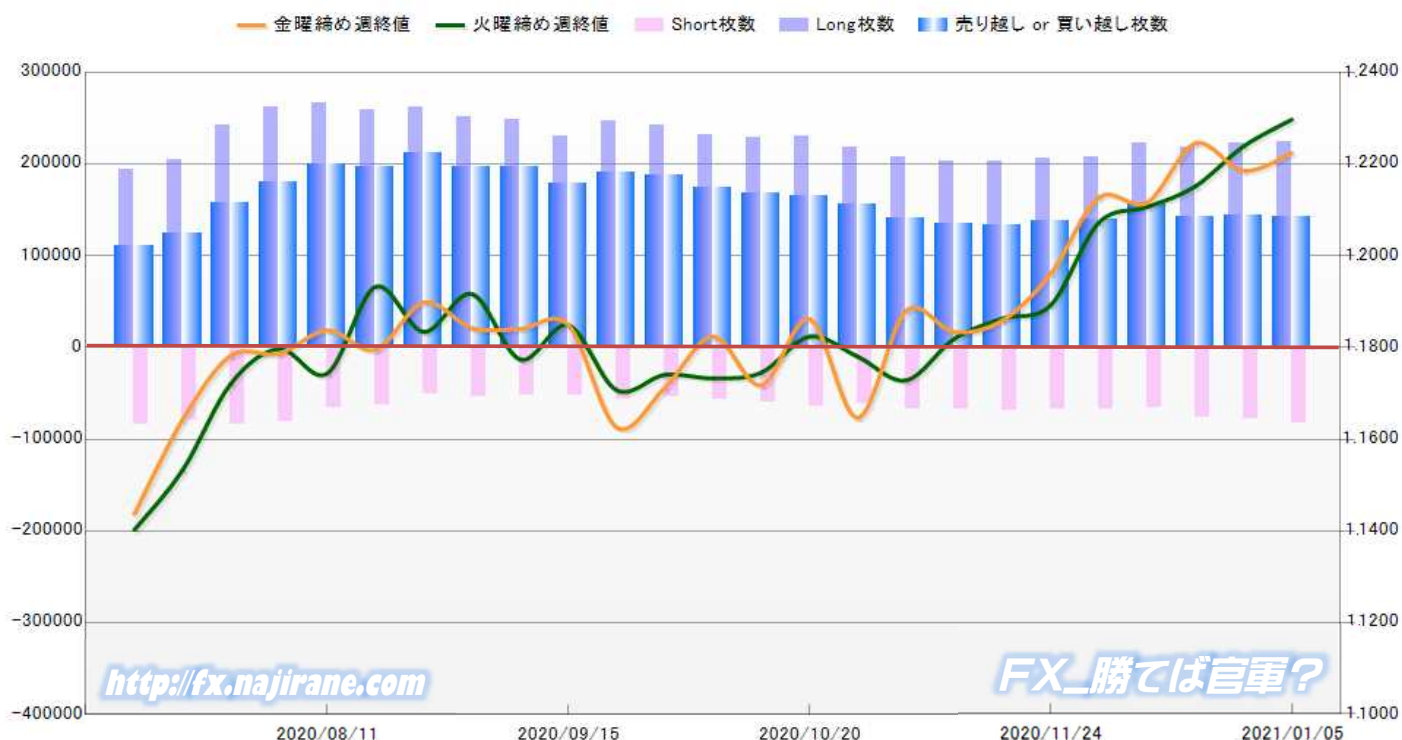
Code-099741

2020/07/07 ~ 2021/01/05

2021/01/08 NYクローズ時公表値

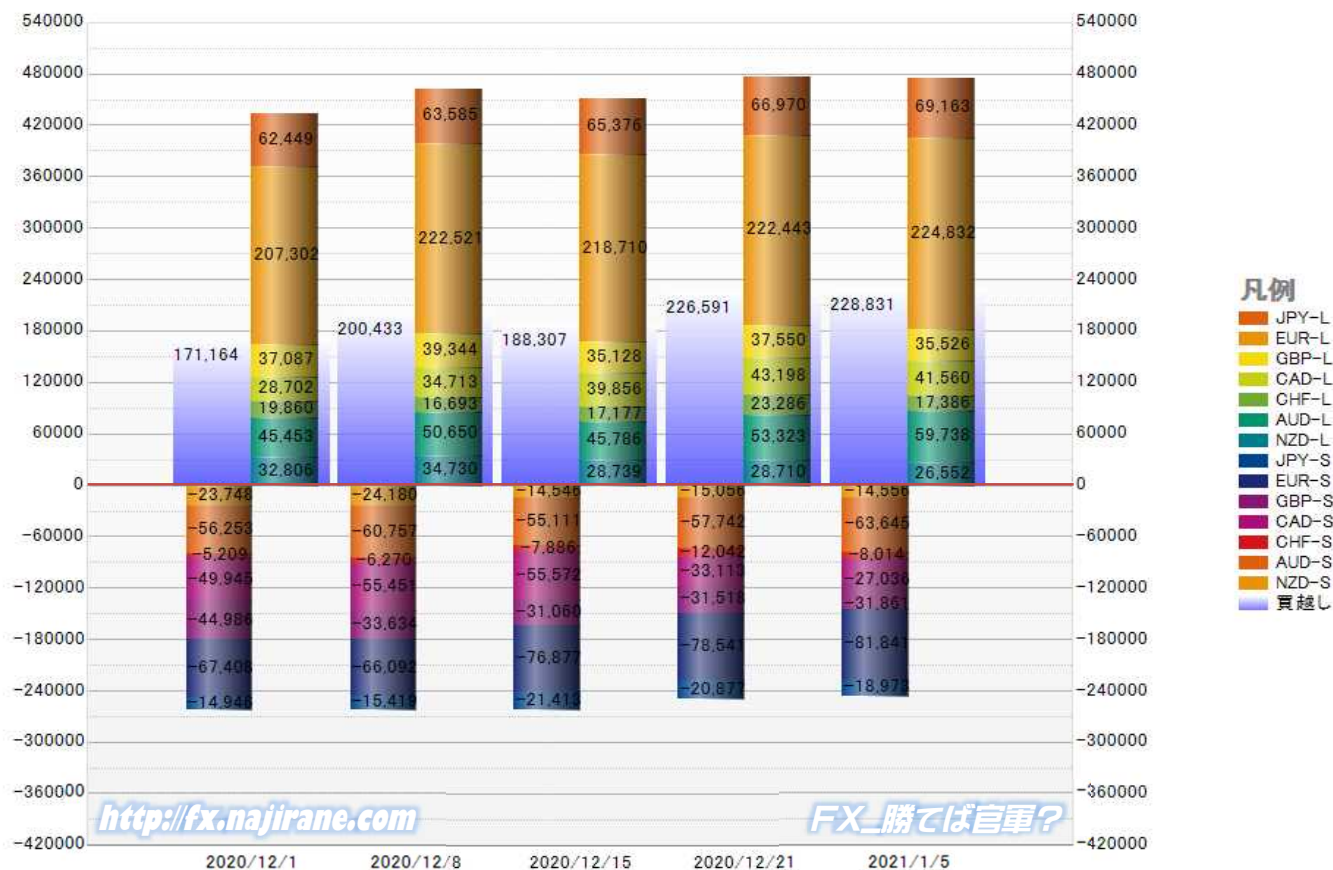
Report_Date	Non Commercial Positions											火曜日 引け値	金曜日 引け値	
	Long	増減			Short	増減			売り越し	増減				売買計
2021/01/05	224832	2389	1.1%	81841	3300	4.2%	-142991	-911	-0.6%	306673	5689	1.9%	1.2297	1.2224
2020/12/21	222443	3733	1.7%	78541	1664	2.2%	-143902	2069	1.5%	300984	5397	1.8%	1.2239	1.2185
2020/12/15	218710	-3811	-1.7%	76877	10785	16.3%	-141833	-14596	-9.3%	295587	6974	2.4%	1.2151	1.2245
2020/12/08	222521	15219	7.3%	66092	-1316	-2.0%	-156429	16535	11.8%	288613	13903	5.1%	1.2106	1.2116
2020/12/01	207302	948	0.5%	67408	-696	-1.0%	-139894	1644	1.2%	274710	252	0.1%	1.2072	1.2127
2020/11/24	206354	2803	1.4%	68104	-1487	-2.1%	-138250	4290	3.2%	274458	1316	0.5%	1.1892	1.1961
2020/11/17	203551	1177	0.6%	69591	2504	3.7%	-133960	-1327	-1.0%	273142	3681	1.4%	1.1863	1.1859
2020/11/10	202374	-5863	-2.8%	67087	-801	-1.2%	-135287	-5062	-3.6%	269461	-6664	-2.4%	1.1819	1.1834
2020/11/03	208237	-9206	-4.2%	67888	6000	9.7%	-140349	-15206	-9.8%	276125	-3206	-1.1%	1.1728	1.1880
2020/10/27	217443	-12435	-5.4%	61888	-2047	-3.2%	-155555	-10388	-6.3%	279331	-14482	-4.9%	1.1780	1.1647
2020/10/20	229878	1583	0.7%	63935	4277	7.2%	-165943	-2694	-1.6%	293813	5860	2.0%	1.1824	1.1863
2020/10/13	228295	-3074	-1.3%	59658	2597	4.6%	-168637	-5671	-3.3%	287953	-477	-0.2%	1.1745	1.1718
2020/10/06	231369	-10598	-4.4%	57061	3210	6.0%	-174308	-13808	-7.3%	288430	-7388	-2.5%	1.1733	1.1824
2020/09/29	241967	-5082	-2.1%	53851	-2376	-4.2%	-188116	-2706	-1.4%	295818	-7458	-2.5%	1.1741	1.1712
2020/09/22	247049	16354	7.1%	56227	4108	7.9%	-190822	12246	6.9%	303276	20462	7.2%	1.1707	1.1626
2020/09/15	230695	-17988	-7.2%	52119	250	0.5%	-178576	-18238	-9.3%	282814	-17738	-5.9%	1.1849	1.1849
2020/09/08	248683	-2184	-0.9%	51869	-2251	-4.2%	-196814	67	0.0%	300552	-4435	-1.5%	1.1774	1.1841
2020/09/01	250867	-11194	-4.3%	54120	3811	7.6%	-196747	-15005	-7.1%	304987	-7383	-2.4%	1.1917	1.1842
2020/08/25	262061	2817	1.1%	50309	-11992	-19.2%	-211752	14809	7.5%	312370	-9175	-2.9%	1.1834	1.1899
2020/08/18	259244	-6834	-2.6%	62301	-4026	-6.1%	-196943	-2808	-1.4%	321545	-10860	-3.3%	1.1932	1.1795
2020/08/11	266078	3969	1.5%	66327	-15134	-18.6%	-199751	19103	10.6%	332405	-11165	-3.2%	1.1743	1.1837
2020/08/04	262109	19982	8.3%	81461	-3107	-3.7%	-180648	23089	14.7%	343570	16875	5.2%	1.1797	1.1787
2020/07/28	242127	37942	18.6%	84568	5430	6.9%	-157559	32512	26.0%	326695	43372	15.3%	1.1721	1.1782
2020/07/21	204185	9933	5.1%	79138	-4202	-5.0%	-125047	14135	12.7%	283323	5731	2.1%	1.1533	1.1642
2020/07/14	194252	9093	4.9%	83340	1778	2.2%	-110912	7315	7.1%	277592	10871	4.1%	1.1402	1.1437
2020/07/07	185159			81562			-103597			266721			1.1274	1.1300

EURO FX - CHICAGO MERCANTILE EXCHANGE
FUTURES ONLY POSITIONS



	2020/12/01			2020/12/08			2020/12/15			2020/12/21			2021/01/05		
	Long	Short	売り越し	Long	Short	売り越し	Long	Short	売り越し	Long	Short	売り越し	Long	Short	売り越し
JPY	62449	14946	-47503	63585	15419	-48166	65376	21413	-43963	66970	20877	-46093	69163	18973	-50190
	前週比 枚数増減 (枚)			1136	473	663	1791	5994	-4203	1594	-536	2130	2193	-1904	4097
	前週比 枚数増減 (%)			1.8%	3.2%	1.4%	2.8%	38.9%	-8.7%	2.4%	-2.5%	4.8%	3.3%	-9.1%	8.9%
EUR	207302	67408	-139894	222521	66092	-156429	218710	76877	-141833	222443	78541	-143902	224832	81841	-142991
	前週比 枚数増減 (枚)			15219	-1316	16535	-3811	10785	-14596	3733	1664	2069	2389	3300	-911
	前週比 枚数増減 (%)			7.3%	-2.0%	11.8%	-1.7%	16.3%	-9.3%	1.7%	2.2%	1.5%	1.1%	4.2%	-0.6%
GBP	37087	44986	7899	39344	33634	-5710	35128	31060	-4068	37550	31518	-6032	35526	31861	-3665
	前週比 枚数増減 (枚)			2257	-11352	13609	-4216	-2574	-1642	2422	458	1964	-2024	343	-2367
	前週比 枚数増減 (%)			6.1%	-25.2%	172.3%	-10.7%	-7.7%	-28.8%	6.9%	1.5%	48.3%	-5.4%	1.1%	-39.2%
AUD	45453	56253	10800	50650	60757	10107	45786	55111	9325	53323	57742	4419	59738	63645	3907
	前週比 枚数増減 (枚)			5197	4504	-693	-4864	-5646	-782	7537	2631	-4906	6415	5903	-512
	前週比 枚数増減 (%)			11.4%	8.0%	-6.4%	-9.6%	-9.3%	-7.7%	16.5%	4.8%	-52.6%	12.0%	10.2%	-11.6%
CAD	28702	49945	21243	34713	55451	20738	39856	55572	15716	43198	33113	-10085	41560	27036	-14524
	前週比 枚数増減 (枚)			6011	5506	-505	5143	121	-5022	3342	-22459	25801	-1638	-6077	4439
	前週比 枚数増減 (%)			20.9%	11.0%	-2.4%	14.8%	0.2%	-24.2%	8.4%	-40.4%	164.2%	-3.8%	-18.4%	44.0%
CHF	19860	5209	-14651	16693	6270	-10423	17177	7886	-9291	23286	12042	-11244	17386	8014	-9372
	前週比 枚数増減 (枚)			-3167	1061	-4228	484	1616	-1132	6109	4156	1953	-5900	-4028	-1872
	前週比 枚数増減 (%)			-15.9%	20.4%	-28.9%	2.9%	25.8%	-10.9%	35.6%	52.7%	21.0%	-25.3%	-33.4%	-16.6%
NZD	32806	23748	-9058	34730	24180	-10550	28739	14546	-14193	28710	15056	-13654	26552	14556	-11996
	前週比 枚数増減 (枚)			1924	432	1492	-5991	-9634	3643	-29	510	-539	-2158	-500	-1658
	前週比 枚数増減 (%)			5.9%	1.8%	16.5%	-17.3%	-39.8%	34.5%	-0.1%	3.5%	-3.8%	-7.5%	-3.3%	-12.1%
MXN	72880	43839	-29041	70443	43921	-26522	62335	65562	3227	56598	64847	8249	52578	60301	7723
	前週比 枚数増減 (枚)			-2437	82	-2519	-8108	21641	29749	-5737	-715	5022	-4020	-4546	-526
	前週比 枚数増減 (%)			-3.3%	0.2%	-8.7%	-11.5%	49.3%	112.2%	-9.2%	-1.1%	155.6%	-7.1%	-7.0%	-6.4%
Total All 8	506539	306334	-200205	532679	305724	-226955	513107	328027	-185080	532078	313736	-218342	527335	306227	-221108
	前週比 枚数増減 (枚)			26140	-610	26750	-19572	22303	-41875	18971	-14291	33262	-4743	-7509	2766
	前週比 枚数増減 (%)			5.2%	-0.2%	13.4%	-3.7%	7.3%	-18.5%	3.7%	-4.4%	18.0%	-0.9%	-2.4%	1.3%
Total 7 (MXN除く)	433659	262495	-171164	462236	261803	-200433	450772	262465	-188307	475480	248889	-226591	474757	245926	-228831
	前週比 枚数増減 (枚)			28577	-692	29269	-11464	662	-12126	24708	-13576	38284	-723	-2963	2240
	前週比 枚数増減 (%)			6.6%	-0.3%	17.1%	-2.5%	0.3%	-6.0%	5.5%	-5.2%	20.3%	-0.2%	-1.2%	1.0%

直近5週 CFTC IMM主要7通貨の構成

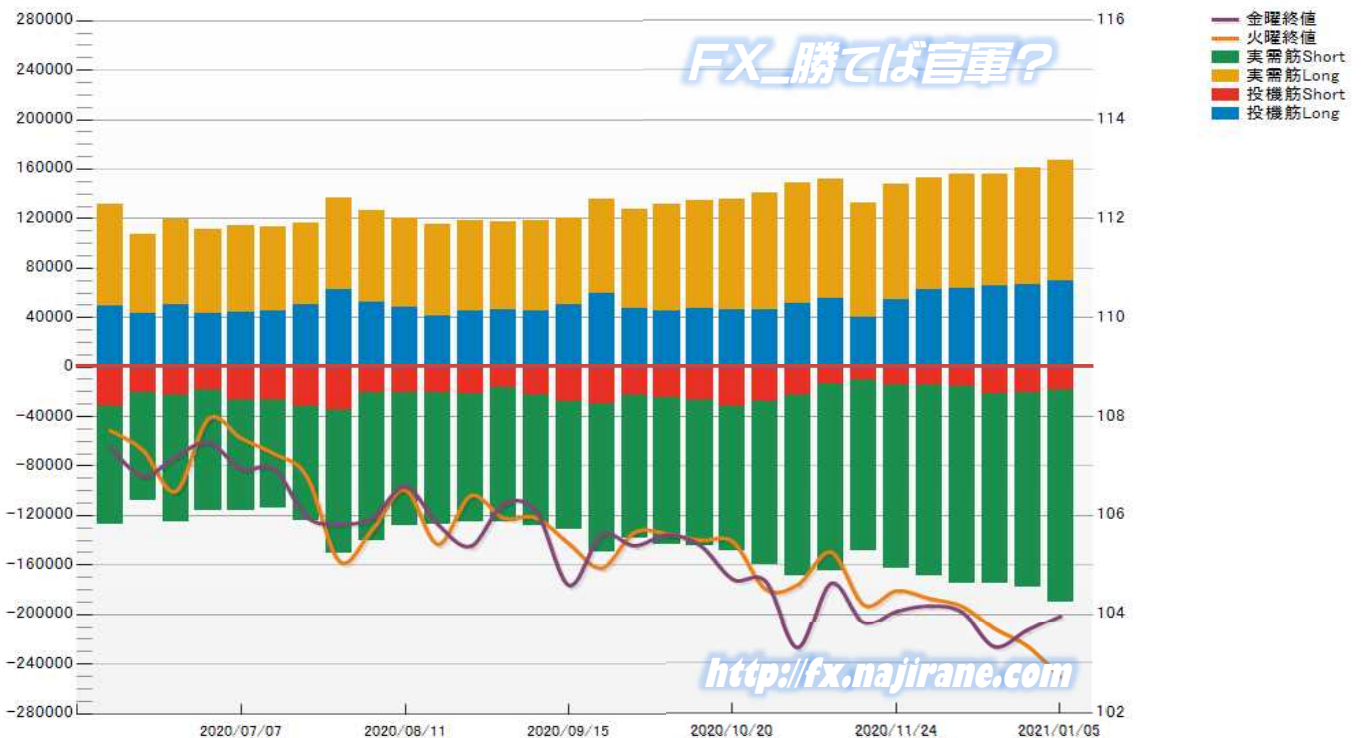


**JAPANESE YEN - CHICAGO MERCANTILE EXCHANGE
FUTURES ONLY POSITIONS**

**Code-097741
2021/01/08 公表値**

Date	投機筋集計				実需筋集計				投機筋+実需筋合計				ドル円終値	
	円買い	円売り	売り越し	売買計	円買い	円売り	売り越し	売買計	円買い	円売り	売り越し	売買計	火曜締め	金曜締め
2021/01/05	69163	18973	-50190	88136	98129	171246	73117	269375	167292	190219	22927	357511	102.72	103.96
2020/12/21	66970	20877	-46093	87847	93605	156671	63066	250276	160575	177548	16973	338123	103.34	103.65
2020/12/15	65376	21413	-43963	86789	90761	153874	63113	244635	156137	175287	19150	331424	103.69	103.32
2020/12/08	63585	15419	-48166	79004	92587	159561	66974	252148	156172	174980	18808	331152	104.16	104.04
2020/12/01	62449	14946	-47503	77395	90038	153443	63405	243481	152487	168389	15902	320876	104.32	104.17
2020/11/24	54472	14230	-40242	68702	93462	148259	54797	241721	147934	162489	14555	310423	104.48	104.06
2020/11/17	40313	10646	-29667	50959	92697	137577	44880	230274	133010	148223	15213	281233	104.19	103.82
2020/11/10	55644	13750	-41894	69394	96135	151491	55356	247626	151779	165241	13462	317020	105.26	104.63
2020/11/03	51012	22914	-28098	73926	97895	145570	47675	243465	148907	168484	19577	317391	104.61	103.30
2020/10/27	46131	28238	-17893	74369	94605	131414	36809	226019	140736	159652	18916	300388	104.51	104.67
2020/10/20	46524	32341	-14183	78865	88750	115778	27028	204528	135274	148119	12845	283393	105.47	104.71
2020/10/13	47245	27269	-19976	74514	86989	117085	30096	204074	134234	144354	10120	278588	105.50	105.40
2020/10/06	45779	24677	-21102	70456	86102	119068	32966	205170	131881	143745	11864	275626	105.63	105.61
2020/09/29	47535	22746	-24789	70281	79984	116054	36070	196038	127519	138800	11281	266319	105.66	105.39
2020/09/22	59033	29452	-29581	88485	76239	119883	43644	196122	135272	149335	14063	284607	104.94	105.61
2020/09/15	50360	27471	-22889	77831	69658	104286	34628	173944	120018	131757	11739	251775	105.43	104.59
2020/09/08	44850	23108	-21742	67958	73161	105346	32185	178507	118011	128454	10443	246465	105.95	106.08
2020/09/01	46654	17050	-29604	63704	70342	108353	38011	178695	116996	125403	8407	242399	105.95	106.23
2020/08/25	44978	21362	-23616	66340	73477	103640	30163	177117	118455	125002	6547	243457	106.40	105.38
2020/08/18	41717	21133	-20584	62850	73149	105667	32518	178816	114866	126800	11934	241666	105.42	105.82
2020/08/11	48158	21142	-27016	69300	72712	107449	34737	180161	120870	128591	7721	249461	106.52	106.59
2020/08/04	52073	20644	-31429	72717	74165	120290	46125	194455	126238	140934	14696	267172	105.72	105.95
2020/07/28	62924	34417	-28507	97341	73649	115708	42059	189357	136573	150125	13552	286698	105.07	105.83
2020/07/21	50854	31547	-19307	82401	65447	92194	26747	157641	116301	123741	7440	240042	106.79	105.97
2020/07/14	45111	26785	-18326	71896	67691	87431	19740	155122	112802	114216	1414	227018	107.25	106.94
2020/07/07	44043	27231	-16812	71274	70580	88421	17841	159001	114623	115652	1029	230275	107.56	106.94
2020/06/30	42755	18894	-23861	61649	68918	97342	28424	166260	111673	116236	4563	227909	107.96	107.48
2020/06/23	50490	23032	-27458	73522	68487	102372	33885	170859	118977	125404	6427	244381	106.49	107.19
2020/06/16	43126	21016	-22110	64142	64304	86449	22145	150753	107430	107465	35	214895	107.32	106.80
2020/06/09	48862	31400	-17462	80262	82366	95668	13302	178034	131228	127068	-4160	258296	107.72	107.37

**JAPANESE YEN - CHICAGO MERCANTILE EXCHANGE
FUTURES ONLY POSITIONS Code-097741**

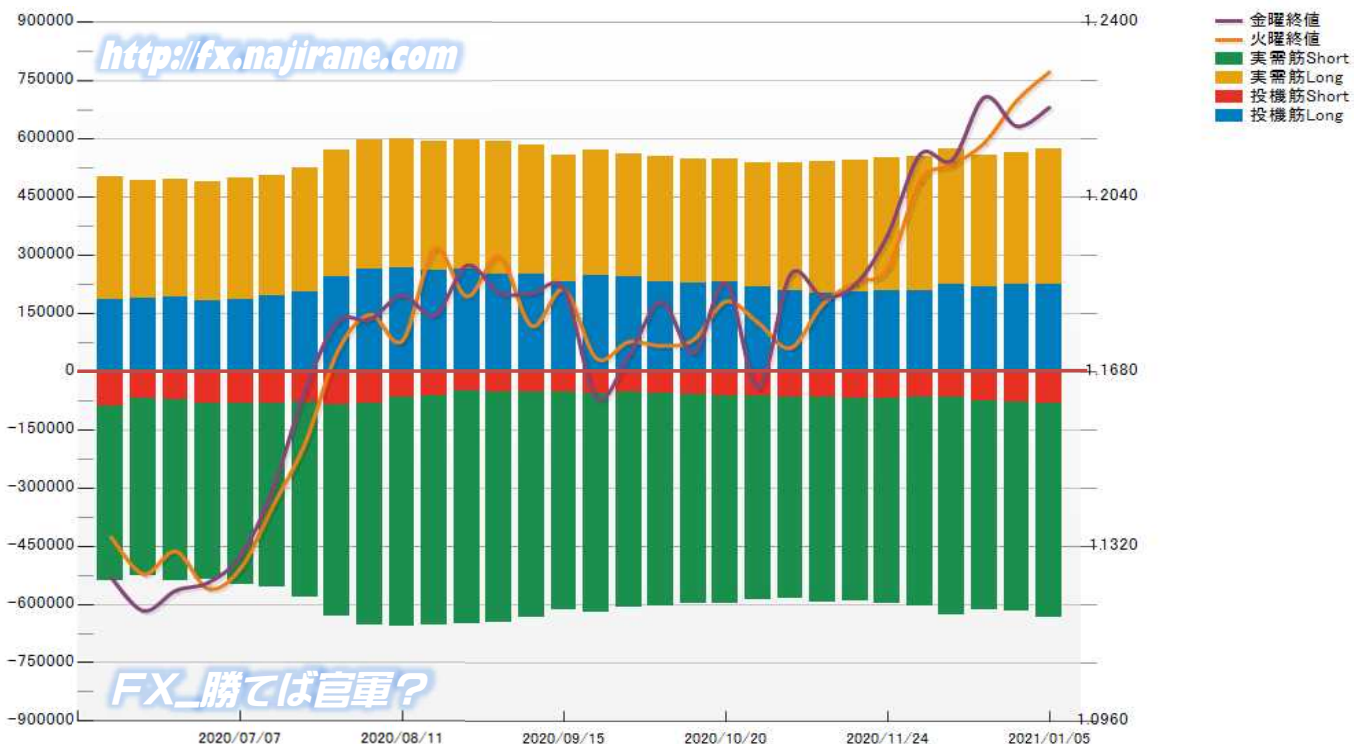


EURO FX - CHICAGO MERCANTILE EXCHANGE
FUTURES ONLY POSITIONS

Code-099741
2021/01/08 公表値

Date	投機筋集計				実需筋集計				投機筋+実需筋合計				ユーロドル終値	
	EUR買い	EUR売り	売り越し	売買計	EUR買い	EUR売り	売り越し	売買計	EUR買い	EUR売り	売り越し	売買計	火曜締め	金曜締め
2021/01/05	224832	81841	-142991	306673	349449	550714	201265	900163	574281	632555	58274	1206836	1.2297	1.2224
2020/12/21	222443	78541	-143902	300984	339342	538743	199401	878085	561785	617284	55499	1179069	1.2239	1.2185
2020/12/15	218710	76877	-141833	295587	338345	537607	199262	875952	557055	614484	57429	1171539	1.2151	1.2245
2020/12/08	222521	66092	-156429	288613	349005	562077	213072	911082	571526	628169	56643	1199695	1.2106	1.2116
2020/12/01	207302	67408	-139894	274710	345848	536756	190908	882604	553150	604164	51014	1157314	1.2072	1.2127
2020/11/24	206354	68104	-138250	274458	342250	530912	188662	873162	548604	599016	50412	1147620	1.1892	1.1961
2020/11/17	203551	69591	-133960	273142	338363	522088	183725	860451	541914	591679	49765	1133593	1.1863	1.1859
2020/11/10	202374	67087	-135287	269461	339154	526728	187574	865882	541528	593815	52287	1135343	1.1819	1.1834
2020/11/03	208237	67888	-140349	276125	329671	516373	186702	846044	537908	584261	46353	1122169	1.1728	1.1880
2020/10/27	217443	61888	-155555	279331	320086	526904	206818	846990	537529	588792	51263	1126321	1.1780	1.1647
2020/10/20	229878	63935	-165943	293813	316168	535679	219511	851847	546046	599614	53568	1145660	1.1824	1.1863
2020/10/13	228295	59658	-168637	287953	320037	538976	218939	859013	548332	598634	50302	1146966	1.1745	1.1718
2020/10/06	231369	57061	-174308	288430	322277	548547	226270	870824	553646	605608	51962	1159254	1.1733	1.1824
2020/09/29	241967	53851	-188116	295818	319362	554998	235636	874360	561329	608849	47520	1170178	1.1741	1.1712
2020/09/22	247049	56227	-190822	303276	324148	563561	239413	887709	571197	619788	48591	1190985	1.1707	1.1626
2020/09/15	230695	52119	-178576	282814	326724	561883	235159	888607	557419	614002	56583	1171421	1.1849	1.1849
2020/09/08	248683	51869	-196814	300552	332939	581988	249049	914927	581622	633857	52235	1215479	1.1774	1.1841
2020/09/01	250867	54120	-196747	304987	340434	592019	251585	932453	591301	646139	54838	1237440	1.1917	1.1842
2020/08/25	262061	50309	-211752	312370	332664	600646	267982	933310	594725	650955	56230	1245680	1.1834	1.1899
2020/08/18	259244	62301	-196943	321545	332209	591573	259364	923782	591453	653874	62421	1245327	1.1932	1.1795
2020/08/11	266078	66327	-199751	332405	332842	589103	256261	921945	598920	655430	56510	1254350	1.1743	1.1837
2020/08/04	262109	81461	-180648	343570	332310	573668	241358	905978	594419	655129	60710	1249548	1.1797	1.1787
2020/07/28	242127	84568	-157559	326695	328605	546114	217509	874719	570732	630682	59950	1201414	1.1721	1.1782
2020/07/21	204185	79138	-125047	283323	320979	501647	180668	822626	525164	580785	55621	1105949	1.1533	1.1642
2020/07/14	194252	83340	-110912	277592	309455	471519	162064	780974	503707	554859	51152	1058566	1.1402	1.1437
2020/07/07	185159	81562	-103597	266721	311843	466973	155130	778816	497002	548535	51533	1045537	1.1274	1.1300
2020/06/30	180387	81432	-98955	261819	306839	453967	147128	760806	487226	535399	48173	1022625	1.1232	1.1245
2020/06/23	190816	72368	-118448	263184	305405	467945	162540	773350	496221	540313	44092	1036534	1.1309	1.1228
2020/06/16	187120	69988	-117132	257108	302800	457835	155035	760635	489920	527823	37903	1017743	1.1262	1.1187
2020/06/09	184669	89020	-95649	273689	316909	450627	133718	767536	501578	539647	38069	1041225	1.1338	1.1255

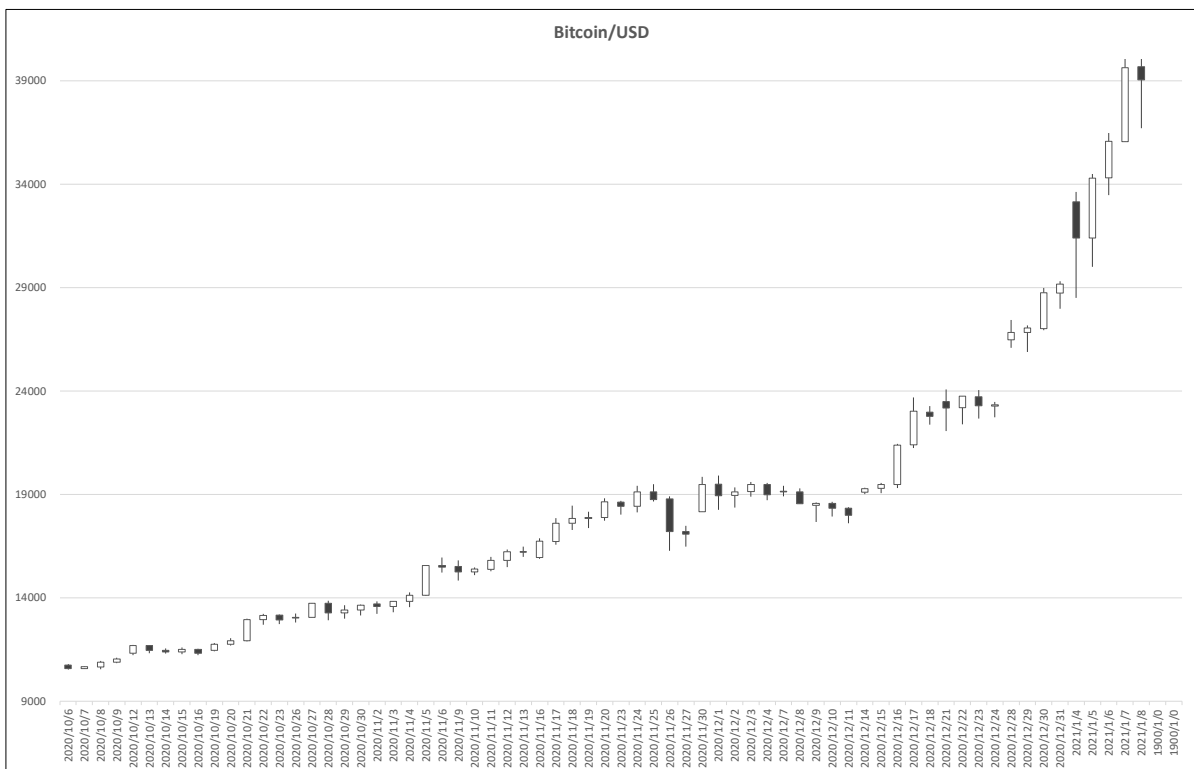
EURO FX - CHICAGO MERCANTILE EXCHANGE
FUTURES ONLY POSITIONS Code-099741



Bitcoin/USD 及び CME Futures (当月及び限月別)

※取引単位=5ビットコイン
(CME CFビットコイン参考基準レート=BRRを対象)

Bitcoin/USD					CME Futures		2021/01		2021/02		2021/03		2021/04		2021/05	
Date	Open	High	Low	Close	Volume	OpenInt	Close	Volume	Close	Volume	Close	Volume	Close	Volume	Close	Volume
2020/10/6	10744	10800	10533	10575	4664	7511	10850	13	10890	4	10990	0	0	0	0	
2020/10/7	10575	10680	10555	10664	2513	7606	10915	23	10950	15	11050	0	0	0	0	
2020/10/8	10663	10955	10543	10885	5654	8450	11175	26	11210	1	11285	3	0	0	0	
2020/10/9	10885	11109	10842	11046	7194	9799	11355	59	11390	1	11450	3	0	0	0	
2020/10/12	11328	11718	11230	11689	7194	9782	11885	59	11950	1	12010	0	0	0	0	
2020/10/13	11692	11704	11316	11453	4831	9353	11685	44	11760	1	11810	1	0	0	0	
2020/10/14	11455	11549	11304	11383	3896	9554	11660	16	11735	0	11785	0	0	0	0	
2020/10/15	11384	11604	11272	11507	3771	9753	11835	10	11920	0	11970	0	0	0	0	
2020/10/16	11506	11545	11226	11325	5924	9084	11620	32	11695	3	11750	5	0	0	0	
2020/10/19	11463	11819	11419	11757	7399	10617	12025	47	12100	0	12155	0	0	0	0	
2020/10/20	11756	12046	11691	11927	4621	10896	12285	51	12355	3	12425	1	0	0	0	
2020/10/21	11930	12988	11900	12942	12363	11918	13065	93	13070	5	13065	1	0	0	0	
2020/10/22	12939	13219	12706	13153	9304	12098	13470	70	13490	5	13530	0	0	0	0	
2020/10/23	13156	13196	12736	12929	5035	12125	13300	7	13350	0	13390	0	0	0	0	
2020/10/26	13021	13241	12805	13054	8217	12043	13370	168	13420	0	13460	0	0	0	0	
2020/10/27	13056	13752	13052	13737	14227	12665	14085	55	14115	4	14125	2	0	0	0	
2020/10/28	13737	13855	12911	13268	15553	11852	13570	58	13640	3	13620	1	0	0	0	
2020/10/29	13267	13642	12989	13418	11910	12246	13965	35	14035	3	14120	15	0	0	0	
2020/10/30	13412	13674	13141	13637	6609	11024	13935	118	14050	41	14105	12	0	0	0	
2020/11/2	13698	13826	13224	13580	5651	11001	14030	67	14085	55	14125	18	14180	0	0	
2020/11/3	13582	13847	13303	13832	4595	11278	14070	57	14160	14	14265	3	14320	0	0	
2020/11/4	13832	14255	13542	14123	10691	11360	14390	93	14535	13	14575	23	14630	0	0	
2020/11/5	14122	15561	14085	15555	9044	11952	15510	182	15580	90	15700	130	15755	0	0	
2020/11/6	15559	15945	15223	15486	9805	11978	15905	132	16025	58	16085	84	16140	0	0	
2020/11/9	15520	15810	14837	15249	14404	11340	15740	263	15815	131	15990	26	16045	0	0	
2020/11/10	15254	15475	15100	15385	7061	11619	15595	94	15730	37	15845	15	15900	1	0	
2020/11/11	15382	15979	15289	15813	7061	11614	16075	94	16240	37	16300	15	16355	1	0	
2020/11/12	15810	16337	15486	16220	7269	11498	16490	57	16655	13	16695	7	16750	0	0	
2020/11/13	16226	16482	15978	16210	4715	11292	16540	53	16635	6	16790	7	16845	0	0	
2020/11/16	15942	16874	15879	16734	6815	11665	17150	188	17280	103	17400	50	17455	0	0	
2020/11/17	16728	17852	16568	17597	11293	11509	18025	196	18125	86	18240	82	18295	2	0	
2020/11/18	17604	18456	17294	17838	16288	11046	17950	364	18070	115	18210	57	18265	0	0	
2020/11/19	17895	18168	17379	17889	8376	11051	18360	145	18480	70	18630	36	18685	0	0	
2020/11/20	17881	18807	17306	18640	12414	11306	19030	314	19135	143	19255	73	19300	2	0	
2020/11/23	18628	18691	18030	18421	16067	11755	18785	413	18890	252	19015	84	19060	0	0	
2020/11/24	18421	19419	18129	19122	19521	12336	19520	728	19635	196	19800	81	19845	0	0	
2020/11/25	19127	19487	18656	18756	17159	12330	19345	364	19465	211	19575	97	19620	0	0	
2020/11/26	18778	18905	16275	17196	0	0	0	0	0	0	0	0	0	0	0	
2020/11/27	17200	17478	16469	17079	18111	10815	17085	1173	17205	311	17320	136	17390	0	17460	
2020/11/30	18161	19842	18156	19484	14685	11597	19900	1840	20030	511	20175	235	20350	65	20420	
2020/12/1	19490	19909	18262	18939	15183	11812	19450	1191	19575	277	19720	139	19835	11	20065	
2020/12/2	18952	19333	18357	19118	8819	11743	19450	584	19580	211	19750	30	19865	0	20050	
2020/12/3	19134	19604	18892	19479	7967	11721	19725	619	19875	90	20050	55	20170	0	20355	
2020/12/4	19483	19547	18712	18979	8368	11613	19245	539	19405	170	19570	81	19770	10	19925	
2020/12/7	19145	19413	18912	19124	6025	11852	19315	594	19475	131	19640	65	19765	22	19920	
2020/12/8	19126	19294	18550	18550	8197	11750	18970	615	19115	170	19290	83	19465	4	19620	
2020/12/9	18472	18605	17672	18561	7639	11071	18600	681	18720	133	18860	65	19025	8	19180	
2020/12/10	18560	18636	17931	18336	7842	10888	18590	661	18720	156	18850	66	19035	6	19190	
2020/12/11	18334	18382	17605	17990	6851	10701	18165	595	18325	112	18425	66	18525	20	18680	
2020/12/14	19111	19330	19010	19282	7487	11074	19465	929	19655	253	19845	175	20010	6	20165	
2020/12/15	19286	19552	19065	19472	6785	11370	19805	674	20000	150	20215	140	20330	4	20485	
2020/12/16	19473	21435	19308	21377	17368	11993	21280	3611	21510	448	21755	378	21915	11	22070	
2020/12/17	21397	23692	21245	23024	21478	12244	23285	3763	23530	398	23800	446	24135	37	24290	
2020/12/18	22976	23263	22364	22774	9119	12559	23240	1797	23560	101	23840	103	24160	11	24380	
2020/12/21	23485	24073	22056	23173	18959	12603	23160	4907	23460	468	23785	553	24110	75	24330	
2020/12/22	23185	23743	22390	23743	18468	12911	23805	6595	24105	525	24440	269	24770	4	24990	
2020/12/23	23724	24045	22666	23281	13829	12586	23745	6174	24075	386	24355	376	24720	11	24940	
2020/12/24	23270	23465	22722	23333	4806	10840	23685	4309	23955	265	24300	227	24610	5	24830	
2020/12/28	26474	27429	26089	26821	19511	10613	27110	17470	27405	1012	27755	969	28190	57	28505	
2020/12/29	26826	27173	25883	27043	8992	10653	27210	7633	27510	678	27810	666	28100	15	28415	
2020/12/30	27012	28985	26940	28742	14785	11009	29155	13789	29495	531	29790	411	30225	53	30540	
2020/12/31	28732	29301	27976	29170	6472	10850	29385	5529	29655	657	30000	262	30290	21	30525	
2021/1/4	33148	33621	28497	31388	17234	11125	31550	14997	31980	1399	32385	783	32855	52	33065	
2021/1/5	31387	34486	29998	34285	9616	11296	34515	8153	34925	730	35375	677	35780	45	35695	
2021/1/6	34310	36478	33465	36074	21469	11288	36565	19469	37055	1283	37545	615	38000	86	38245	
2021/1/7	36058	40301	36053	39632	19737	11380	39625	16834	40100	2235	40630	634	41190	30	41570	
2021/1/8	39675	41946	36697	39037	18630	0	39520	15373	39970	2315	40505	864	41030	75	41675	
1900/1/0	0	0	0	0	0	0	0	0	0	0	0	0	0	0	0	
1900/1/0	0	0	0	0	0	0	0	0	0	0	0	0	0	0	0	



Date	BTC(BitCoin)/JPY					ETH(Ethereum)/JPY					XRP(Ripple)/JPY				
	Open	High	Low	Close	Volume	Open	High	Low	Close	Volume	Open	High	Low	Close	Volume
2020/11/10	1611890.00	1623292.38	1592083.50	1609551.00	2692069.14	46695.21	47688.28	46211.43	47334.18	1272657.75	26.3616	27.7569	26.1462	26.7272	367237.90
2020/11/11	1609551.63	1679316.75	1608213.13	1655067.75	3138286.19	47334.18	49960.36	47289.77	48800.36	1483678.90	26.7272	27.3989	26.5941	27.0121	296313.97
2020/11/12	1655063.50	1713965.75	1638289.25	1710236.88	3591017.81	48800.25	49265.65	47518.09	48440.13	1353085.16	27.0120	27.1805	26.5763	26.7840	256722.72
2020/11/13	1710247.00	1727283.75	1673829.38	1707414.13	3306413.48	48440.15	49715.57	48018.60	49662.54	1380293.46	26.7839	27.8026	26.7040	27.7482	312765.55
2020/11/14	1707414.25	1707414.25	1647917.13	1681290.00	2875549.28	49662.54	49718.52	47398.21	48147.79	1079000.29	27.7482	28.9854	27.4619	28.0780	463942.15
2020/11/15	1681290.13	1687042.00	1653132.88	1670095.25	2475885.80	48147.79	48236.13	46083.40	46846.68	1079018.42	28.0780	28.9439	27.7016	28.2238	378259.18
2020/11/16	1670094.13	1758720.38	1663006.38	1747519.00	3295839.71	46846.67	48509.77	46636.45	48082.62	1196078.61	28.2238	30.1095	28.0187	29.8486	429213.68
2020/11/17	1744338.88	1853300.38	1731447.13	1838287.75	4063710.14	48549.54	50251.01	48163.74	50043.63	1520296.01	30.5047	31.7263	30.4208	31.5047	625343.78
2020/11/18	1838265.88	1914534.25	1800034.38	1849782.75	5097685.55	50042.25	51196.04	48454.80	49816.96	1857699.06	31.5035	31.9980	29.4417	30.5687	590633.62
2020/11/19	1849767.88	1883535.38	1808790.88	1849734.63	3839714.48	49816.64	49856.32	48460.18	48963.73	1295018.38	30.5688	31.8367	29.6446	31.5363	543027.81
2020/11/20	1849734.00	1948939.50	1844828.63	1934047.00	3842153.87	48963.84	53331.24	48963.84	52943.09	1934943.17	31.5364	34.2115	30.9687	34.0738	652630.79
2020/11/21	1934047.13	1966795.25	1915668.00	1936219.00	4118150.18	52943.09	57147.72	52371.14	57070.78	2155873.61	34.0738	48.0940	34.0738	47.6045	1628218.32
2020/11/22	1936219.63	1941073.75	1835385.38	1907192.00	4285775.96	57070.78	60147.27	53438.79	57939.19	2280641.06	47.6045	51.0899	42.9216	46.0654	1982740.47
2020/11/23	1907193.63	1940469.88	1868107.00	1919620.00	4467771.21	57939.30	63741.06	57209.75	63602.31	2850801.09	46.0655	64.2833	45.1260	64.1799	2165391.44
2020/11/24	1919713.38	2024598.63	1892677.00	1997035.75	5379393.06	63609.50	64773.26	62092.74	63116.98	2433316.23	64.2022	80.1658	60.2428	72.3359	343862.43
2020/11/25	1996716.50	2025254.50	1939760.13	1955713.00	4563547.08	63117.43	63222.96	58426.33	59582.11	2097324.03	72.3411	75.0839	62.2954	66.3472	2460767.92
2020/11/26	1956795.00	1969325.88	1704164.75	1788106.88	6401172.70	58166.14	60084.89	50600.31	54089.69	3242872.41	66.2854	67.8840	48.1660	55.5720	2468218.79
2020/11/27	1788449.88	1815745.50	1718684.25	1781241.13	4048667.04	54121.69	55209.32	51711.32	53878.85	1752370.42	55.6099	60.9391	52.9236	58.2281	1948020.56
2020/11/28	1781713.00	1858862.75	1760652.50	1844648.50	3394257.06	53889.64	57059.69	52903.47	56037.79	1537803.80	58.2705	67.1073	56.4970	65.1366	1788235.53
2020/11/29	1844879.63	2023329.25	1828167.38	1892001.63	3240575.02	56041.41	60036.71	55387.88	59927.72	1563096.90	65.1492	66.0623	61.2574	63.1011	1602045.85
2020/11/30	2029088.88	2056797.00	1892088.88	2047112.00	4978444.61	59927.62	64167.74	59547.57	64132.38	2115019.25	63.1055	70.1409	62.5619	69.2950	1814770.64
2020/12/1	1897939.75	1979197.38	1704131.88	1961340.75	4118150.18	64167.74	66312.67	59664.81	61274.09	2835037.78	69.3136	70.8878	62.0333	63.9340	171742.47
2020/12/2	1961209.88	2019381.13	1914914.63	2005563.63	3905163.66	61257.26	63203.93	60352.85	62498.20	1763468.30	63.9412	66.4321	62.4785	65.7926	1487872.22
2020/12/3	2005068.50	2038014.25	1976199.88	2019103.25	3315468.54	62509.36	64605.61	61455.33	64035.64	1676531.66	65.8033	66.4709	64.3160	65.5697	1026331.06
2020/12/4	2019266.00	2025161.00	1948013.88	1948281.88	3529079.58	64037.11	64246.55	59312.23	59319.59	1702172.73	65.5683	65.6815	56.9538	58.0597	1003228.04
2020/12/5	1948138.13	1996279.38	1936865.88	1995631.50	2838323.40	59318.00	62157.79	58668.68	62157.79	1406324.03	58.0416	62.0790	57.4891	60.8893	892436.58
2020/12/6	1995626.25	2019035.75	1968924.38	2015928.00	2635828.96	62156.00	63220.14	60888.40	62724.09	1176608.15	60.8886	65.2086	60.5667	64.5938	1071290.55
2020/12/7	2015720.38	2022260.63	1969066.00	1996013.00	2979513.22	62712.43	62808.98	60891.61	61558.14	1115046.41	64.5795	64.8833	61.6603	63.3358	802811.69
2020/12/8	1996127.38	2005664.88	1903304.00	1980000.63	3300498.34	61564.11	61880.63	57546.30	57780.87	1499532.26	63.3278	63.4909	57.7651	58.1983	868667.20
2020/12/9	1907973.63	1942480.13	1869074.63	1934939.88	3589611.62	57777.25	60160.81	55553.89	59806.65	1653572.42	58.1807	62.7323	52.7381	60.8610	1319087.12
2020/12/10	1934875.63	1934875.63	1872298.75	1902819.50	2661461.92	59809.25	59920.45	57323.40	58306.46	1216032.09	60.8681	61.1985	57.9858	59.6895	1010055.67
2020/12/11	1902708.75	1902332.38	1833946.63	1878340.63	2903977.70	58306.54	58353.20	55978.66	56769.47	1154410.37	59.7008	60.7187	55.3206	56.8408	1113781.57
2020/12/12	1875753.88	1967860.38	1877004.75	1955806.00	2262529.43	56746.72	59634.18	56712.09	59137.82	887696.44	56.8234	56.8234	50.6906	52.6717	1136337.05
2020/12/13	1956129.38	2015912.25	1948595.38	1990195.25	2646034.32	59142.25	61760.38	58721.64	61306.11	943029.05	52.7006	54.8101	50.8322	53.1759	882043.06
2020/12/14	1990414.63	2008261.38	1978209.00	2001886.75	2337571.07	61318.50	61395.62	59844.16	60952.34	845186.60	53.1908	53.7728	51.0044	51.7682	739572.78
2020/12/15	2001915.50	2024562.00	1968641.75	2012560.50	2771779.75	60953.45	62040.77	60449.55	61086.12	966697.51	51.7656	52.7057	48.2877	48.6850	938332.10
2020/12/16	2012741.13	2220954.00	2000830.25	2205172.75	4595344.59	61088.51	65891.00	60246.87	65830.66	1636733.27	48.6815	58.8552	45.8285	58.8403	1568544.94
2020/12/17	2204940.25	2437723.75	2198829.50	2352375.63	7362774.63	65827.80	69495.89	64830.66	66312.58	2628239.22	58.8259	67.4320	59.4848	62.1051	2210517.16
2020/12/18	2352543.75	2406264.25	2316835.00	2390579.50	4172816.86	66317.53	68618.85	65258.83	67654.19	1627917.69	59.4912	63.0540	56.9900	60.3670	1543252.24
2020/12/19	2390053.00	2488514.50	2358396.75	2466195.25	3976475.58	67634.80	69096.27	66807.42	68117.67	1325668.70	60.3587	62.1937	58.6882	59.8382	1155987.99
2020/12/20	2465361.75	2504488.75	2391586.75	2429418.75	3916101.83	68106.01	68182.33	64706.50	66050.02	1384126.83	59.8204	60.5012	55.5708	57.5406	994604.99
2020/12/21	2429125.00	2486863.50	2295444.50	2356493.25	4738465.32	66052.54	66876.17	62880.26	63019.19	1490124.89	57.5306	58.6991	52.0899	53.4215	1018186.33
2020/12/22	2355558.75	2462657.50	2319128.25	2461945.75	4572511.22	62978.13	65741.23	60954.52	65718.15	1526449.07	53.4058	53.8931	42.5373	46.4219	1566658.55
2020/12/23	2461836.75	2488312.50	2361100.00	2406239.50	5295300.97	65715.09	66004.41	58022.91	60433.55	1580055.52	46.3721	46.3721	22.9211	26.7737	2049273.09
2020/12/24	2406121.25	2463742.75	2358198.75	2460278.75	4258102.91	60477.15	63628.08	58877.40	63394.31	1484028.57	26.8266	38.1079	25.2473	35.0156	1735409.40
2020/12/25	2460032.00	2557495.75	2429769.00	2552806.00	4354079.32	63388.86	65606.35	62697.45	64833.51	1399416.13	34.9651	39.3829	29.5155	32.9224	1689243.28
2020/12/26	2554071.25	2765320.50	2538098.50	2736233.50	5002429.39	64842.55	67349.67	63901.12	65809.02	1527776.58	32.9207	33.3595	29.7234	30.5028	1033393.25
2020/12/27	2736475.25	2927895.25	2685002.75	2719941.50	6882589.77	65814.33	73629.24	65032.67	70673.20	2701436.55	30.5074	31.8226	27.9706	29.3027	957675.93
2020/12/28	2720824.25	2838385.00	2713211.50	2808532.00	5086889.90	70731.54	77462.39	70731.54	75737.83	2511734.74	29.3366	31.6877	24.8221	25.7118	869979.36
2020/12/29	2808221.25	2834583.00	2694519.00	2833544.50	4687560.38	75733.81	76536.79	71766.20	75753.30	1937603.51	25.6822	25.7491	18.1091	22.8819	1343129.30
2020/12/30	2833301.50	2987243.00	2833301.50	2974300.25	5289154.40	75748.40	77879.55	74326.74	77512.71	1783549.12	22.8757	24.2989	20.1155	21.8453	917221.26
2020/12/31	2974364.25	3018188.25	2906920.25	2994152.00	4827005.95	75713.50	77836.20	74888.12	76171.20	1437814.63	21.8411	23.5158	21.2965	22.6970	553779.94
2021/1/1	2993356.00	3005166.50	2973696.50	3032586.75	4204995.52	76161.38	77347.60	74314.95	75403.13	1409432.66	22.6969	25.7359	22.4329	24.5138	607921.33
2021/1/2	3032824.75	3422933.75	3003373.00	3316818.50	7006424.72	75406.76	81229.05	74137.61	79962.38	2038036.83	24.5370	24.6111	22.2809	22.8837	492832.43
2021/1/3	3317039.50	3572986.75	3309080.5												

Date	日経平均(^N225)					CME日経平均先物ドル建て(NKD)					CME日経平均先物円建て(NIY)					USDJPY
	Open	High	Low	Close	Volume	Open	High	Low	Close	Volume	Open	High	Low	Close	Volume	
2021-01-08	27,720.14	28,139.03	27,667.75	28,139.03	84,900.0	27,615.0	28,380.0	27,615.0	28,315.0	4,323	27,774.9	27,774.9	27,774.9	27,774.9		103.96
2021-01-07	27,340.46	27,624.73	27,340.46	27,490.13	98,900.0	27,365.0	27,675.0	27,330.0	27,625.0	4,323	27,490.0	27,490.0	27,490.0	27,490.0		103.85
2021-01-06	27,102.85	27,196.40	27,002.18	27,055.94	72,700.0	27,165.0	27,480.0	26,955.0	27,340.0	9,294	27,055.0	27,055.0	27,055.0	27,055.0		103.07
2021-01-05	27,151.38	27,279.78	27,073.46	27,158.63	55,000.0	27,145.0	27,275.0	26,965.0	27,160.0	5,224	27,155.0	27,155.0	27,155.0	27,155.0		102.72
2021-01-04	27,575.57	27,602.11	27,042.32	27,258.38	51,500.0	27,585.0	27,685.0	27,040.0	27,125.0	8,337	27,255.0	27,255.0	27,255.0	27,255.0		103.13
2021-01-03																
2020-12-31																
2020-12-30	27,559.10	27,572.57	27,338.56	27,444.17	50,600.0	27,490.0	27,585.0	27,430.0	27,535.0	1,526	27,435.0	27,435.0	27,435.0	27,435.0		103.29
2020-12-29	26,936.38	27,602.52	26,921.14	27,568.15	59,400.0	26,930.0	27,715.0	26,895.0	27,515.0	6,098	27,555.0	27,555.0	27,555.0	27,555.0		103.55
2020-12-28	26,691.29	26,854.03	26,664.60	26,854.03	50,700.0	26,595.0	26,955.0	26,545.0	26,925.0	2,722	26,840.0	26,840.0	26,840.0	26,840.0		103.78
2020-12-27																
2020-12-24	26,635.11	26,764.53	26,605.26	26,668.35	47,900.0	26,635.0	26,735.0	26,590.0	26,700.0	4,120	26,435.0	26,435.0	26,435.0	26,435.0		103.69
2020-12-23	26,580.43	26,585.21	26,414.74	26,524.79	56,000.0	26,525.0	26,725.0	26,390.0	26,670.0	3,516	26,505.0	26,505.0	26,505.0	26,505.0		103.54
2020-12-22	26,559.33	26,639.99	26,361.66	26,436.39	58,600.0	26,530.0	26,620.0	26,335.0	26,585.0	3,190	26,415.0	26,415.0	26,415.0	26,415.0		103.62
2020-12-21	26,834.10	26,905.67	26,533.63	26,714.42	60,700.0	26,895.0	27,000.0	26,195.0	26,545.0	6,222	26,690.0	26,690.0	26,690.0	26,690.0		103.34
2020-12-20																
2020-12-18	26,775.53	26,824.29	26,707.30	26,763.39	73,800.0	26,805.0	26,920.0	26,680.0	26,740.0	2,507	26,735.0	26,735.0	26,735.0	26,735.0		103.32
2020-12-17	26,744.50	26,843.05	26,676.28	26,806.67	61,500.0	26,750.0	26,835.0	26,650.0	26,785.0	2,283	26,775.0	26,775.0	26,775.0	26,775.0		103.11
2020-12-16	26,835.59	26,874.98	26,717.03	26,757.40	61,300.0	26,800.0	26,845.0	26,690.0	26,790.0	2,642	26,725.0	26,725.0	26,725.0	26,725.0		103.45
2020-12-15	26,683.11	26,736.84	26,605.54	26,687.84	59,300.0	26,645.0	26,810.0	26,575.0	26,795.0	2,901	26,655.0	26,655.0	26,655.0	26,655.0		103.69
2020-12-14	26,659.53	26,870.47	26,648.69	26,732.44	60,000.0	26,680.0	26,840.0	26,590.0	26,700.0	4,294	26,700.0	26,700.0	26,700.0	26,700.0		104.03
2020-12-13																
2020-12-11	26,732.85	26,819.41	26,553.01	26,652.52	74,900.0	26,700.0	26,795.0	26,410.0	26,565.0	3,842	26,615.0	26,615.0	26,615.0	26,615.0		104.04
2020-12-10	26,688.50	26,852.77	26,639.98	26,756.24	69,200.0	26,665.0	26,845.0	26,640.0	26,715.0	3,668	26,665.0	26,835.0	26,635.0	26,710.0		104.24
2020-12-09	26,526.34	26,826.78	26,520.60	26,817.94	61,800.0	26,570.0	26,910.0	26,510.0	26,685.0	9,338	26,575.0	26,915.0	26,510.0	26,690.0	26,577	104.29
2020-12-08	26,380.32	26,523.30	26,327.08	26,467.08	55,100.0	26,365.0	26,580.0	26,320.0	26,575.0	11,780	26,370.0	26,575.0	26,320.0	26,570.0	37,874	104.16
2020-12-07	26,894.25	26,894.25	26,500.32	26,547.44	61,600.0	26,850.0	26,955.0	26,325.0	26,435.0	12,065	26,865.0	26,950.0	26,320.0	26,435.0	54,257	104.05
2020-12-06																
2020-12-04	26,697.26	26,799.83	26,646.08	26,751.24	61,600.0	26,765.0	26,875.0	26,655.0	26,855.0	4,618	26,760.0	26,875.0	26,650.0	26,860.0	22,560	104.17
2020-12-03	26,740.30	26,868.09	26,719.23	26,809.37	69,500.0	26,875.0	26,920.0	26,700.0	26,725.0	4,553	26,875.0	26,920.0	26,695.0	26,710.0	21,233	103.86
2020-12-02	26,884.99	26,889.90	26,695.28	26,800.98	80,200.0	26,885.0	26,915.0	26,690.0	26,830.0	6,196	26,885.0	26,920.0	26,685.0	26,825.0	24,007	104.43
2020-12-01	26,624.20	26,852.16	26,618.39	26,787.54	73,200.0	26,515.0	26,970.0	26,460.0	26,910.0	6,640	26,480.0	26,970.0	26,460.0	26,915.0	29,971	104.32
2020-11-30	26,830.10	26,834.20	26,405.83	26,433.62	147,700.0	26,825.0	26,940.0	26,305.0	26,315.0	6,940	26,825.0	26,935.0	26,300.0	26,310.0	40,487	104.35
2020-11-29																
2020-11-27	26,530.28	26,672.40	26,419.05	26,644.71	86,200.0	26,460.0	26,715.0	26,190.0	26,310.0	6,593	26,450.0	26,710.0	26,185.0	26,305.0	35,967	104.06
2020-11-25	26,468.52	26,706.42	26,258.35	26,296.86	92,500.0	26,460.0	26,715.0	26,190.0	26,310.0	6,413	25,940.0	26,530.0	25,930.0	26,470.0	35,065	104.48
2020-11-24	25,901.45	26,261.78	25,901.45	26,165.59	81,700.0	25,935.0	26,530.0	25,935.0	26,475.0	8,366	25,680.0	26,055.0	25,655.0	25,935.0	20,653	104.50
2020-11-23																
2020-11-22																
2020-11-20	25,486.83	25,555.37	25,425.59	25,527.37	63,400.0	25,505.0	25,770.0	25,435.0	25,745.0	4,000	25,505.0	25,765.0	25,420.0	25,740.0	22,330	103.82
2020-11-19	25,628.73	25,650.86	25,474.94	25,634.34	82,000.0	25,600.0	25,685.0	25,415.0	25,610.0	5,907	25,630.0	25,690.0	25,410.0	25,600.0	28,601	103.78
2020-11-18	25,860.55	25,882.14	25,656.70	25,728.14	69,200.0	25,940.0	25,970.0	25,565.0	25,645.0	4,581	25,930.0	25,965.0	25,560.0	25,640.0	29,422	103.83
2020-11-17	26,043.45	26,057.30	25,851.54	26,014.62	84,800.0	26,150.0	26,180.0	25,870.0	26,015.0	4,749	26,150.0	26,170.0	25,860.0	26,000.0	28,717	104.19
2020-11-16	25,652.69	25,928.18	25,640.29	25,906.93	84,900.0	25,675.0	26,220.0	25,650.0	26,180.0	7,451	25,660.0	26,215.0	25,645.0	26,175.0	49,605	104.59
2020-11-15																
2020-11-13	25,405.64	25,456.18	25,215.31	25,385.87	77,600.0	25,380.0	25,680.0	25,225.0	25,635.0	7,611	25,305.0	25,670.0	25,210.0	25,620.0	32,500	104.63
2020-11-12	25,439.35	25,587.96	25,316.60	25,520.88	80,500.0	25,560.0	25,590.0	25,230.0	25,300.0	7,740	25,520.0	25,520.0	25,520.0	25,520.0	35,673	105.13
2020-11-11	25,145.66	25,401.30	25,145.66	25,349.60	102,500.0	25,300.0	25,715.0	25,170.0	25,600.0	8,137	25,350.0	25,350.0	25,350.0	25,350.0		105.42
2020-11-10	25,087.30	25,279.94	24,833.18	24,905.59	128,200.0	25,420.0	25,480.0	24,850.0	25,240.0	8,868	24,905.0	24,905.0	24,905.0	24,905.0		105.26
2020-11-09	24,568.84	24,962.80	24,541.28	24,839.84	67,000.0	24,420.0	25,910.0	24,365.0	25,450.0	21,338	24,290.0	24,835.0	24,290.0	24,835.0	1	105.26
2020-11-08																
2020-11-06	24,076.22	24,389.00	24,039.16	24,325.23	73,200.0	24,250.0	24,470.0	24,090.0	24,340.0	6,305	24,320.0	24,320.0	24,320.0	24,320.0	1	103.30
2020-11-05	23,776.20	24,112.42	23,756.78	24,105.28	78,600.0	24,015.0	24,385.0	23,870.0	24,275.0	7,738	24,095.0	24,095.0	24,095.0	24,095.0		103.62
2020-11-04	23,619.58	23,801.88	23,505.78	23,695.23	81,600.0	23,845.0	24,080.0	23,505.0	23,905.0	16,022	23,685.0	23,685.0	23,685.0	23,685.0		104.51
2020-11-03																
2020-11-02	23,110.74	23,370.91	23,096.79	23,295.48	69,700.0	23,135.0	23,455.0	23,060.0	23,435.0	5,420	23,285.0	23,285.0	23,285.0	23,285.0		104.61
2020-11-01																

日経平均とCME日経平均先物(ドル建て/円建て)及びドル円相関



過去5日及び過去4週の4本値と各種ピボット

2021/01/04 ~ 2021/01/08

USD/JPY						Demark								Pivot					Fibonacci Zone																													
当日のOHLCLから計算される翌日の						TD Range Projection				TD pivot points				StopLoss					3-days AVG					Support Zone 2					Support Zone 1					BP					Resistance Zone 1					Resistance Zone 2				
日足	Open	High	Low	Close	値幅/日	引け形態	真の高値	真の安値	予想高値	予想安値	予想高値	予想安値	LBOP	S2	S1	PP	R1	R2	StopLoss	HBOP	3-days AVG	Support Zone 2	Support Zone 1	BP	Resistance Zone 1	Resistance Zone 2																						
2021/01/04	103.22	103.32	102.71	103.13	60p	陰線引け	-	-	-	-	-	-	102.19	102.45	102.79	103.05	103.39	103.65	103.99	-	-	-	102.22 ~ 102.45	102.68 ~ 102.75	103.05	103.35 ~ 103.42	103.65 ~ 103.88																					
2021/01/05	103.13	103.19	102.61	102.72	58p	陰線引け	103.19	102.61	102.95	102.37	102.95	102.37	101.90	102.26	102.49	102.84	103.07	103.42	103.65	-	-	-	102.03 ~ 102.26	102.48 ~ 102.55	102.84	103.13 ~ 103.20	103.42 ~ 103.64																					
2021/01/06	102.71	103.44	102.60	103.07	85p	陰線引け	103.44	102.60	103.68	102.83	103.68	102.83	101.78	102.19	102.63	103.04	103.48	103.88	104.32	102.98	Bull	101.87 ~ 102.19	102.51 ~ 102.61	103.04	103.46 ~ 103.56	103.88 ~ 104.21																						
2021/01/07	103.07	103.96	102.96	103.85	100p	陰線引け	103.96	102.96	104.40	103.40	104.40	103.40	102.21	102.58	103.22	103.59	104.22	104.59	105.22	103.15	Bull	102.20 ~ 102.58	102.97 ~ 103.09	103.59	104.09 ~ 104.21	104.59 ~ 104.97																						
2021/01/08	103.85	104.09	103.61	103.96	48p	陰線引け	104.09	103.61	104.26	103.78	104.26	103.78	103.20	103.41	103.68	103.89	104.16	104.37	104.64	103.50	Bull	103.22 ~ 103.41	103.59 ~ 103.65	103.89	104.13 ~ 104.18	104.37 ~ 104.55																						
週足	Open	High	Low	Close	値幅/週	引け形態	真の高値	真の安値	予想高値	予想安値	予想高値	予想安値	LBOP	S2	S1	PP	R1	R2	HBOP	3-days AVG	Support Zone 2	Support Zone 1	BP	Resistance Zone 1	Resistance Zone 2																							
2020/12/13 ~ 2020/12/17	104.24	104.27	102.88	103.11	139p	陰線引け	-	-	-	-	-	-	101.18	102.03	102.57	103.42	103.96	104.81	105.35	-	-	-	101.50 ~ 102.03	102.56 ~ 102.73	103.42	104.12 ~ 104.28	104.81 ~ 105.34																					
2020/12/20 ~ 2020/12/24	103.11	103.89	103.11	103.69	78p	陰線引け	103.89	102.88	104.29	103.28	104.18	103.40	102.45	102.78	103.23	103.56	104.02	104.34	104.80	-	-	-	102.48 ~ 102.78	103.08 ~ 103.17	103.56	103.95 ~ 104.04	104.34 ~ 104.64																					
2020/12/27 ~ 2020/12/31	103.62	103.90	102.96	103.29	94p	陰線引け	103.90	102.96	103.59	102.66	103.59	102.66	101.93	102.45	102.87	103.38	103.80	104.32	104.74	103.46	Bear	102.09 ~ 102.45	102.80 ~ 102.91	103.38	103.85 ~ 103.96	104.32 ~ 104.68																						
2021/01/04 ~ 2021/01/08	103.22	104.09	102.60	103.96	149p	陰線引け	104.09	102.60	104.77	103.28	104.77	103.28	101.52	102.06	103.01	103.55	104.50	105.04	105.99	103.50	Bull	101.49 ~ 102.06	102.63 ~ 102.80	103.55	104.29 ~ 104.47	105.04 ~ 105.61																						

EUR/JPY						Demark								Pivot					Fibonacci Zone																													
当日のOHLCLから計算される翌日の						TD Range Projection				TD pivot points				StopLoss					3-days AVG					Support Zone 2					Support Zone 1					BP					Resistance Zone 1					Resistance Zone 2				
日足	Open	High	Low	Close	値幅/日	引け形態	真の高値	真の安値	予想高値	予想安値	予想高値	予想安値	LBOP	S2	S1	PP	R1	R2	StopLoss	HBOP	3-days AVG	Support Zone 2	Support Zone 1	BP	Resistance Zone 1	Resistance Zone 2																						
2021/01/04	126.36	126.79	126.10	126.34	68p	陰線引け	-	-	-	-	-	-	125.35	125.73	126.03	126.41	126.71	127.09	127.40	-	-	-	125.46 ~ 125.73	125.99 ~ 126.07	126.41	126.75 ~ 126.83	127.09 ~ 127.35																					
2021/01/05	126.34	126.56	126.05	126.31	50p	陰線引け	126.56	126.05	126.43	125.93	126.43	125.93	125.55	125.80	126.06	126.31	126.56	126.81	127.06	-	-	-	125.61 ~ 125.80	126.00 ~ 126.06	126.31	126.56 ~ 126.62	126.81 ~ 127.00																					
2021/01/06	126.31	127.24	126.14	127.06	110p	陰線引け	127.24	126.14	127.70	126.60	127.70	126.60	125.29	125.81	126.39	126.82	127.49	127.92	128.59	126.51	Bull	125.29 ~ 125.71	126.13 ~ 126.27	126.82	127.37 ~ 127.50	127.92 ~ 128.34																						
2021/01/07	127.07	127.50	126.92	127.38	58p	陰線引け	127.50	126.92	127.73	127.15	127.73	127.15	126.46	126.69	127.03	127.26	127.61	127.84	128.19	126.80	Bull	126.47 ~ 126.69	126.91 ~ 126.98	127.26	127.55 ~ 127.62	127.84 ~ 128.06																						
2021/01/08	127.40	127.46	126.82	127.08	64p	陰線引け	127.46	126.82	127.27	126.63	127.27	126.63	126.13	126.47	126.78	127.12	127.42	127.76	128.06	127.07	Bull	126.23 ~ 126.47	126.72 ~ 126.80	127.12	127.44 ~ 127.52	127.76 ~ 128.01																						
週足	Open	High	Low	Close	値幅/週	引け形態	真の高値	真の安値	予想高値	予想安値	予想高値	予想安値	LBOP	S2	S1	PP	R1	R2	HBOP	3-days AVG	Support Zone 2	Support Zone 1	BP	Resistance Zone 1	Resistance Zone 2																							
2020/12/13 ~ 2020/12/17	126.56	126.62	125.72	126.50	90p	陰線引け	-	-	-	-	-	-	125.04	125.38	125.94	126.28	126.84	127.18	127.74	-	-	-	125.03 ~ 125.38	125.72 ~ 125.83	126.28	126.73 ~ 126.83	127.18 ~ 127.52																					
2020/12/20 ~ 2020/12/24	126.51	127.01	125.91	126.30	110p	陰線引け	127.01	125.91	126.66	125.36	126.66	125.36	124.70	125.31	125.80	126.41	126.90	127.51	128.01	-	-	-	124.89 ~ 125.31	125.73 ~ 125.86	126.41	126.96 ~ 127.09	127.51 ~ 127.93																					
2020/12/27 ~ 2020/12/31	126.16	127.18	125.66	126.18	152p	陰線引け	127.18	125.66	127.44	125.92	127.44	125.92	123.97	124.82	125.50	126.34	127.02	127.86	128.54	126.34	Bear	124.24 ~ 124.82	125.40 ~ 125.58	126.34	127.10 ~ 127.28	127.86 ~ 128.44																						
2021/01/04 ~ 2021/01/08	126.36	127.50	126.05	127.08	144p	陰線引け	127.50	126.05	128.01	126.57	128.01	126.57	124.81	125.43	126.26	126.88	127.70	128.32	129.14	126.54	Bull	124.88 ~ 125.43	125.98 ~ 126.15	126.88	127.60 ~ 127.77	128.32 ~ 128.87																						

EUR/USD						Demark								Pivot					Fibonacci Zone																													
当日のOHLCLから計算される翌日の						TD Range Projection				TD pivot points				StopLoss					3-days AVG					Support Zone 2					Support Zone 1					BP					Resistance Zone 1					Resistance Zone 2				
日足	Open	High	Low	Close	値幅/日	引け形態	真の高値	真の安値	予想高値	予想安値	予想高値	予想安値	LBOP	S2	S1	PP	R1	R2	StopLoss	HBOP	3-days AVG	Support Zone 2	Support Zone 1	BP	Resistance Zone 1	Resistance Zone 2																						
2021/01/04	1.2242	1.2309	1.2231	1.2251	77p	陰線引け	-	-	-	-	-	-	1.2141	1.2186	1.2218	1.2264	1.2296	1.2341	1.2373	-	-	-	1.2157 ~ 1.2186	1.2216 ~ 1.2225	1.2264	1.2302 ~ 1.2311	1.2341 ~ 1.2370																					
2021/01/05	1.2250	1.2305	1.2247	1.2297	58p	陰線引け	1.2305	1.2247	1.2330	1.2272	1.2330	1.2272	1.2203	1.2255	1.2261	1.2283	1.2319	1.2341	1.2377	-	-	-	1.2203 ~ 1.2225	1.2247 ~ 1.2254	1.2283	1.2312 ~ 1.2319	1.2341 ~ 1.2363																					
2021/01/06	1.2297	1.2349	1.2266	1.2328	83p	陰線引け	1.2349	1.2266	1.2380	1.2297	1.2380	1.2297	1.2196	1.2231	1.2279	1.2314	1.2363	1.2398	1.2446	1.2287	Bull	1.2199 ~ 1.2231	1.2263 ~ 1.2273	1.2314	1.2356 ~ 1.2366	1.2398 ~ 1.2430																						
2021/01/07	1.2329	1.2344	1.2245	1.2266	99p	陰線引け	1.2344	1.2245	1.2305	1.2206	1.2305	1.2206	1.2127	1.2186	1.2226	1.2285	1.2325	1.2384	1.2424	1.2294	Bear	1.2148 ~ 1.2186	1.2224 ~ 1.2236	1.2285	1.2335 ~ 1.2347	1.2384 ~ 1.2422																						
2021/01/08	1.2268	1.2284	1.2193	1.2224	91p	陰線引け	1.2284	1.2193	1.2254	1.2163	1.2254	1.2163	1.2093	1.2143	1.2183	1.2234	1.2274	1.2324	1.2365	1.2278	Bear	1.2108 ~ 1.2143	1.2178 ~ 1.2188	1.2234	1.2279 ~ 1.2290	1.2324 ~ 1.2359																						
週足	Open	High	Low	Close	値幅/週	引け形態	真の高値	真の安値	予想高値	予想安値	予想高値	予想安値	LBOP	S2	S1	PP	R1	R2	HBOP	3-days AVG	Support Zone 2	Support Zone 1	BP	Resistance Zone 1	Resistance Zone 2																							
2020/12/12 ~ 2020/12/16	1.2081	1.2212	1.2076	1.2198	136p	陰線引け	-	-	-	-	-	-	1.1976	1.2026	1.2112	1.2162	1.2248	1.2298	1.2384	-	-	-	1.1974 ~ 1.2026	1.2078 ~ 1.2094	1.2162	1.2230 ~ 1.2246	1.2298 ~ 1.2350																					
2020/12/19 ~ 2020/12/23	1.2198	1.2273	1.2130	1.2190	143p	陰線引け	1.2273	1.2130	1.2232	1.2035	1.2232	1.2089	1.1980	1.2055	1.2123	1.2198	1.2265	1.2340	1.2408	-	-	-	1.2001 ~ 1.2055	1.2110 ~ 1.2126	1.2198	1.2269 ~ 1.2286	1.2340 ~ 1.2395																					
2020/12/27 ~ 2020/12/31	1.2191	1.2310	1.2177	1.2216	133p	陰線引け	1.2310	1.2177	1.2329	1.2197	1.2329	1.2197	1.2026	1.2102	1.2159	1.2234	1.2292	1.2367	1.2424	1.2198	Bull	1.2051 ~ 1.2102	1.2153 ~ 1.2168	1.2234	1.2301 ~ 1.2316	1.2367 ~ 1.2418																						
2021/01/04 ~ 2021/01/08	1.2242	1.2349	1.2193	1.2224	156p	陰線引け	1.2349	1.2193	1.2287	1.2131	1.2287	1.2131	1.2006	1.2100	1.2162	1.2255	1.2318	1.2411	1.2473	1.2229	Bull	1.2040 ~ 1.2100	1.2159 ~ 1.2177	1.2255	1.2333 ~ 1.2352	1.2411 ~ 1.2471																						

GBP/JPY						Demark								Pivot					Fibonacci Zone																													
当日のOHLCLから計算される翌日の						TD Range Projection				TD pivot points				StopLoss					3-days AVG					Support Zone 2					Support Zone 1					BP					Resistance Zone 1					Resistance Zone 2				
日足	Open	High	Low	Close	値幅/日	引け形態	真の高値	真の安値	予想高値	予想安値	予想高値	予想安値	LBOP	S2	S1	PP	R1	R2	StopLoss	HBOP	3-days AVG	Support Zone 2	Support Zone 1	BP	Resistance Zone 1	Resistance Zone 2																						
2021/01/04	141.04	141.31	139.69	140.01	162p	陰線引け	-	-	-	-	-	-	137.74																																			

IMM扱い8通貨/ダウ/日経/金/オイル/主要クロス円の過去5日及び過去5週の4本値

AUDUSD					CADUSD					CHFUSD				
Date	Open	High	Low	Close	Date	Open	High	Low	Close	Date	Open	High	Low	Close
2021/01/08	0.7762	0.7798	0.7729	0.7759	2021/01/08	0.7881	0.7899	0.7847	0.7875	2021/01/08	1.1296	1.1334	1.1256	1.1296
2021/01/07	0.7804	0.7817	0.7726	0.7762	2021/01/07	0.7887	0.7897	0.7853	0.7881	2021/01/07	1.1381	1.1397	1.1286	1.1296
2021/01/06	0.7754	0.7820	0.7733	0.7804	2021/01/06	0.7890	0.7917	0.7860	0.7890	2021/01/06	1.1384	1.1418	1.1336	1.1380
2021/01/05	0.7669	0.7778	0.7661	0.7754	2021/01/05	0.7822	0.7901	0.7818	0.7890	2021/01/05	1.1348	1.1395	1.1342	1.1384
2021/01/04	0.7698	0.7741	0.7643	0.7669	2021/01/04	0.7854	0.7896	0.7814	0.7822	2021/01/04	1.1314	1.1383	1.1305	1.1348

CNYUSD					EURUSD					GBPUSD				
Date	Open	High	Low	Close	Date	Open	High	Low	Close	Date	Open	High	Low	Close
2021/01/08	0.1547	0.1550	0.1544	0.1548	2021/01/08	1.2268	1.2284	1.2193	1.2224	2021/01/08	1.3565	1.3635	1.3539	1.3559
2021/01/07	0.1551	0.1554	0.1549	0.1549	2021/01/07	1.2329	1.2344	1.2245	1.2266	2021/01/07	1.3611	1.3633	1.3533	1.3564
2021/01/06	0.1554	0.1556	0.1551	0.1552	2021/01/06	1.2297	1.2349	1.2266	1.2328	2021/01/06	1.3623	1.3670	1.3540	1.3611
2021/01/05	0.1550	0.1559	0.1549	0.1552	2021/01/05	1.2250	1.2305	1.2247	1.2297	2021/01/05	1.3576	1.3641	1.3554	1.3623
2021/01/04	0.1540	0.1552	0.1540	0.1551	2021/01/04	1.2242	1.2309	1.2231	1.2251	2021/01/04	1.3664	1.3703	1.3542	1.3576

JPYUSD					MXNUSD					NZDUSD				
Date	Open	High	Low	Close	Date	Open	High	Low	Close	Date	Open	High	Low	Close
2021/01/08	0.9629	0.9652	0.9607	0.9619	2021/01/08	4.9940	5.0310	4.9686	5.0082	2021/01/08	0.7254	0.7281	0.7205	0.7233
2021/01/07	0.9702	0.9713	0.9619	0.9630	2021/01/07	5.0876	5.0927	4.9796	4.9940	2021/01/07	0.7292	0.7306	0.7226	0.7254
2021/01/06	0.9736	0.9747	0.9667	0.9702	2021/01/06	5.0305	5.1014	5.0030	5.0876	2021/01/06	0.7251	0.7316	0.7236	0.7291
2021/01/05	0.9697	0.9746	0.9691	0.9735	2021/01/05	5.0097	5.0459	4.9756	5.0305	2021/01/05	0.7171	0.7260	0.7168	0.7250
2021/01/04	0.9688	0.9736	0.9679	0.9697	2021/01/04	5.0258	5.0683	5.0025	5.0097	2021/01/04	0.7190	0.7231	0.7153	0.7172

Nikkei 225 - Japan (NIX)					
Date	Open	High	Low	Close	(ドル建て終値)
2021/01/08	27720.14	28139.03	27667.75	28139.03	270.68
2021/01/07	27340.46	27624.73	27340.46	27490.13	264.72
2021/01/06	27102.85	27195.32	27002.18	27055.94	262.51
2021/01/05	27151.38	27278.93	27073.46	27158.63	264.40
2021/01/04	27575.57	27602.11	27046.32	27258.38	264.32
週4本値	27575.57	28139.03	27002.18	28139.03	270.68

XAUUSD					
Date	Open	High	Low	Close	出来高
2021/01/08	1914.74	1917.51	1829.04	1848.61	0
2021/01/07	1919.47	1927.69	1906.97	1913.25	848717900
2021/01/06	1950.56	1959.11	1901.00	1919.48	1510661100
2021/01/05	1942.40	1953.06	1934.45	1950.18	262.51
2021/01/04	1903.49	1944.44	1903.49	1942.78	988563500
週4本値	1903.49	1959.11	1829.04	1848.61	1176427400

Dow Jones Industrial - USA (DJIA)					
Date	Open	High	Low	Close	出来高
2021/01/08	31069.58	31140.67	30793.27	31097.97	381150000
2021/01/07	30901.18	31193.40	30897.86	31041.13	427810000
2021/01/06	30362.78	31022.65	30313.07	30829.40	500430000
2021/01/05	30204.25	30504.89	30141.78	30391.60	350910000
2021/01/04	30627.47	30674.28	29881.82	30223.89	475080000
週4本値	30627.47	31193.40	29881.82	31097.97	

Historical Data by

 Arrangement by


Crude Light Oil					
Date	Open	High	Low	Close	出来高
2021/01/08	50.93	52.75	50.81	52.24	1187529
2021/01/07	50.53	51.28	50.39	50.83	944432
2021/01/06	49.82	50.94	49.48	50.63	1446677
2021/01/05	47.38	50.20	47.24	49.93	1653134
2021/01/04	48.40	49.83	47.18	47.62	1065679
週4本値	48.40	52.75	47.18	52.24	

USDJPY					EURJPY					GBPJPY				
日付	始値	高値	安値	終値	日付	始値	高値	安値	終値	日付	始値	高値	安値	終値
2021/01/08	103.85	104.09	103.61	103.96	2021/01/08	127.40	127.46	126.82	127.08	2021/01/08	140.87	141.37	140.74	140.96
2021/01/07	103.07	103.96	102.96	103.85	2021/01/07	127.07	127.50	126.92	127.38	2021/01/07	140.28	141.00	140.11	140.86
2021/01/06	102.71	103.44	102.60	103.07	2021/01/06	126.31	127.24	126.14	127.06	2021/01/06	139.93	140.58	139.80	140.28
2021/01/05	103.13	103.19	102.61	102.72	2021/01/05	126.34	126.56	126.05	126.31	2021/01/05	140.00	140.15	139.52	139.93
2021/01/04	103.22	103.32	102.71	103.13	2021/01/04	126.36	126.79	126.10	126.34	2021/01/04	141.04	141.31	139.69	140.01

USDJPY Weekly					EURJPY Weekly					GBPJPY Weekly				
日付	始値	高値	安値	終値	日付	始値	高値	安値	終値	日付	始値	高値	安値	終値
2021/01/08	103.22	104.09	102.60	103.96	2021/01/08	126.36	127.50	126.05	127.08	2021/01/08	141.04	141.37	139.52	140.96
2020/12/31	103.62	103.90	102.96	103.29	2020/12/31	126.16	127.18	125.66	126.18	2020/12/31	140.46	141.26	133.71	141.22
2020/12/24	103.11	103.89	103.11	103.69	2020/12/24	126.51	127.01	125.91	126.30	2020/12/24	140.09	141.22	136.99	140.27
2020/12/17	104.24	104.27	102.88	103.11	2020/12/17	126.56	126.62	125.72	126.50	2020/12/17	138.65	140.44	136.80	140.09
2020/12/10	103.86	104.58	103.74	104.24	2020/12/10	126.14	126.74	125.79	126.57	2020/12/10	139.72	140.71	137.91	138.66

先週のIMM取り扱い対ドル8通貨チャート

※ 赤点線は週最高値/青点線は週最低値、BB中心線はSMA21

2021/01/04 ~ 2021/01/08

Chart by OANDA Japan MetaTrader4

