

JAPANESE YEN - CHICAGO MERCANTILE EXCHANGE

Code-097741

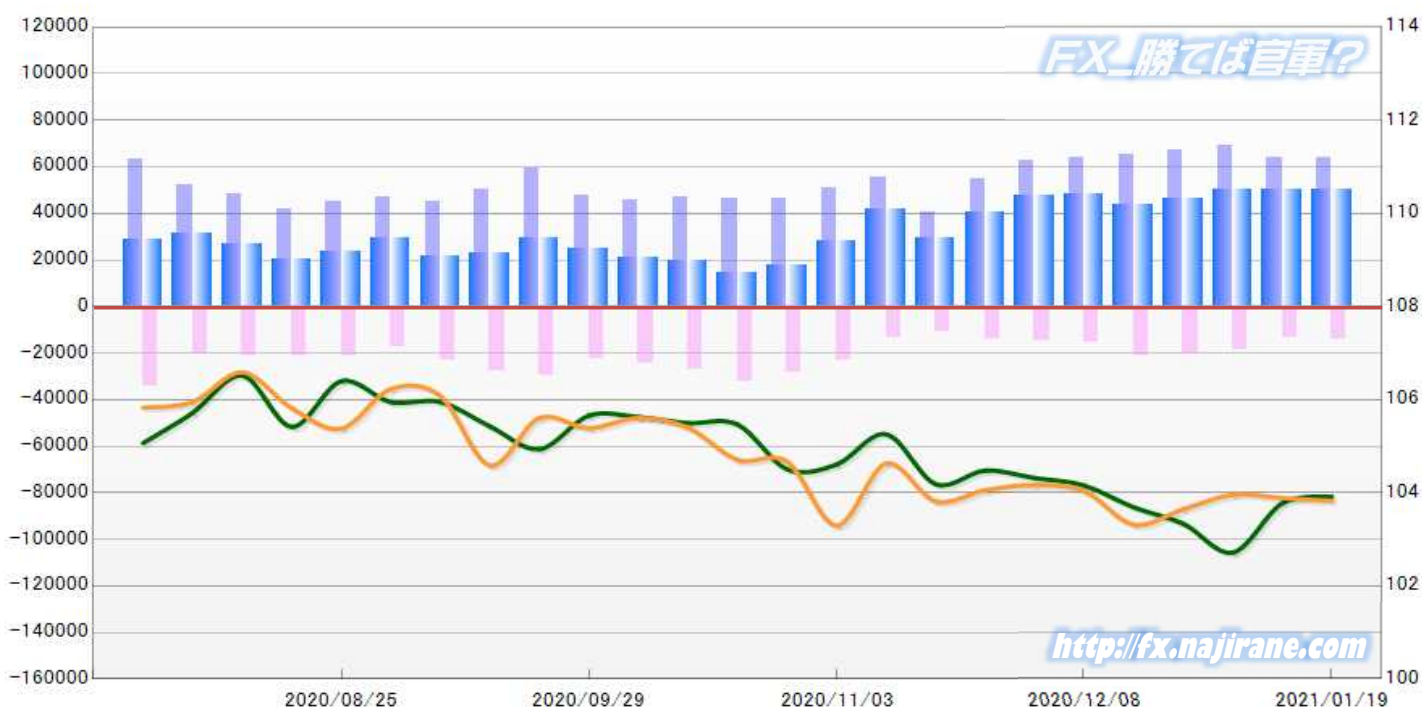
2020/07/21 ~ 2021/01/19

2021/01/22 NYクローズ時公表値

Report_Date	Non Commercial Positions												火曜日 引け値	金曜日 引け値
	Long	増減	増減(%)	Short	増減	増減(%)	売り越し	増減	増減(%)	売買計	増減	増減(%)		
2021/01/19	64143	286	0.4%	14129	792	5.9%	-50014	-506	-1.0%	78272	1078	1.4%	103.92	103.83
2021/01/12	63857	-5306	-7.7%	13337	-5636	-29.7%	-50520	330	0.7%	77194	-10942	-12.4%	103.78	103.89
2021/01/05	69163	2193	3.3%	18973	-1904	-9.1%	-50190	4097	8.9%	88136	289	0.3%	102.72	103.96
2020/12/21	66970	1594	2.4%	20877	-536	-2.5%	-46093	2130	4.8%	87847	1058	1.2%	103.34	103.65
2020/12/15	65376	1791	2.8%	21413	5994	38.9%	-43963	-4203	-8.7%	86789	7785	9.9%	103.69	103.32
2020/12/08	63585	1136	1.8%	15419	473	3.2%	-48166	663	1.4%	79004	1609	2.1%	104.16	104.04
2020/12/01	62449	7977	14.6%	14946	716	5.0%	-47503	7261	18.0%	77395	8693	12.7%	104.32	104.17
2020/11/24	54472	14159	35.1%	14230	3584	33.7%	-40242	10575	35.6%	68702	17743	34.8%	104.48	104.06
2020/11/17	40313	-15331	-27.6%	10646	-3104	-22.6%	-29667	-12227	-29.2%	50959	-18435	-26.6%	104.19	103.82
2020/11/10	55644	4632	9.1%	13750	-9164	-40.0%	-41894	13796	49.1%	69394	-4532	-6.1%	105.26	104.63
2020/11/03	51012	4881	10.6%	22914	-5324	-18.9%	-28098	10205	57.0%	73926	-443	-0.6%	104.61	103.30
2020/10/27	46131	-393	-0.8%	28238	-4103	-12.7%	-17893	3710	26.2%	74369	-4496	-5.7%	104.51	104.67
2020/10/20	46524	-721	-1.5%	32341	5072	18.6%	-14183	-5793	-29.0%	78865	4351	5.8%	105.47	104.71
2020/10/13	47245	1466	3.2%	27269	2592	10.5%	-19976	-1126	-5.3%	74514	4058	5.8%	105.50	105.40
2020/10/06	45779	-1756	-3.7%	24677	1931	8.5%	-21102	-3687	-14.9%	70456	175	0.2%	105.63	105.61
2020/09/29	47535	-11498	-19.5%	22746	-6706	-22.8%	-24789	-4792	-16.2%	70281	-18204	-20.6%	105.66	105.39
2020/09/22	59033	8673	17.2%	29452	1981	7.2%	-29581	6692	29.2%	88485	10654	13.7%	104.94	105.61
2020/09/15	50360	5510	12.3%	27471	4363	18.9%	-22889	1147	5.3%	77831	9873	14.5%	105.43	104.59
2020/09/08	44850	-1804	-3.9%	23108	6058	35.5%	-21742	-7862	-26.6%	67958	4254	6.7%	105.95	106.08
2020/09/01	46654	1676	3.7%	17050	-4312	-20.2%	-29604	5988	25.4%	63704	-2636	-4.0%	105.95	106.23
2020/08/25	44978	3261	7.8%	21362	229	1.1%	-23616	3032	14.7%	66340	3490	5.6%	106.40	105.38
2020/08/18	41717	-6441	-13.4%	21133	-9	0.0%	-20584	-6432	-23.8%	62850	-6450	-9.3%	105.42	105.82
2020/08/11	48158	-3915	-7.5%	21142	498	2.4%	-27016	-4413	-14.0%	69300	-3417	-4.7%	106.52	106.59
2020/08/04	52073	-10851	-17.2%	20644	-13773	-40.0%	-31429	2922	10.3%	72717	-24624	-25.3%	105.72	105.95
2020/07/28	62924	12070	23.7%	34417	2870	9.1%	-28507	9200	47.7%	97341	14940	18.1%	105.07	105.83
2020/07/21	50854			31547			-19307			82401			106.79	105.97

JAPANESE YEN - CHICAGO MERCANTILE EXCHANGE
FUTURES ONLY POSITIONS

— 金曜終値 — 火曜終値 Short枚数 Long枚数 ■ 売り越し or 買い越し枚数



EURO FX - CHICAGO MERCANTILE EXCHANGE

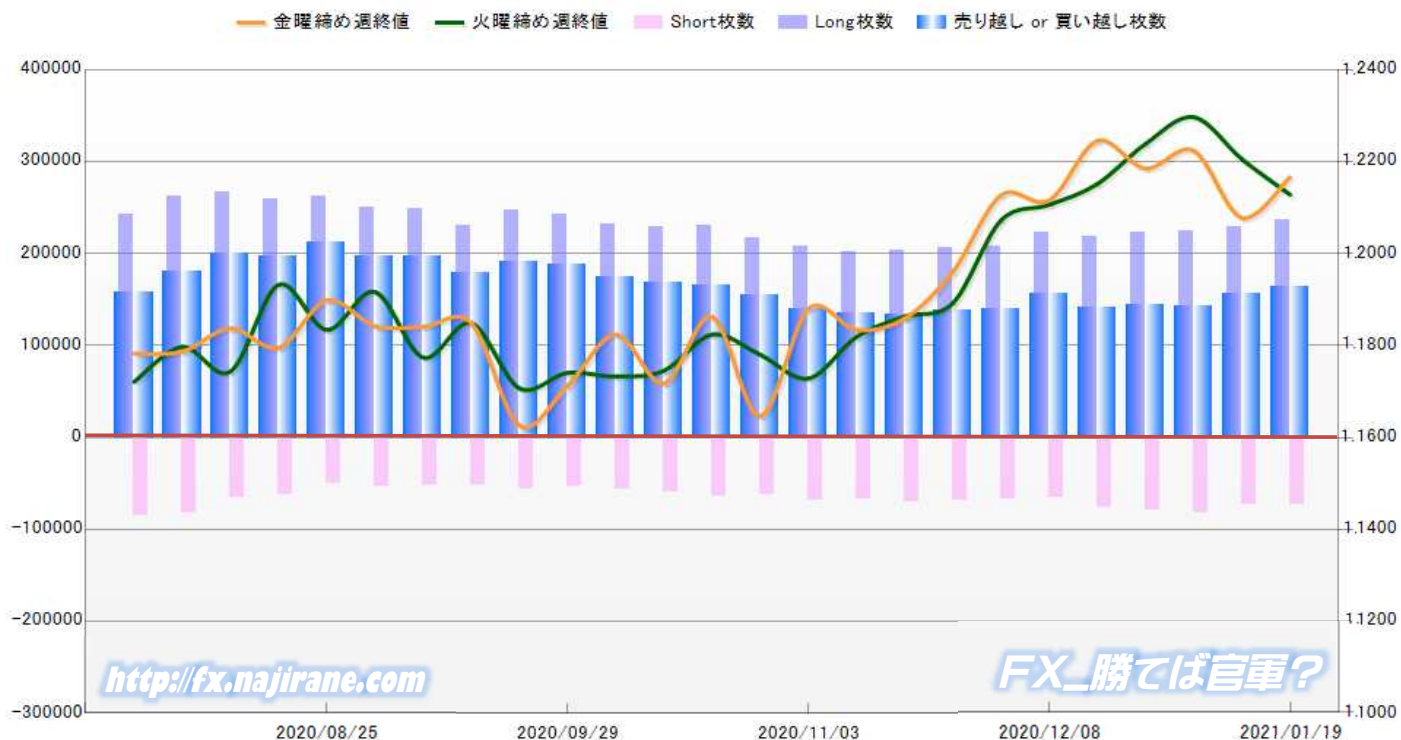
Code-099741

2020/07/21 ~ 2021/01/19

2021/01/22 NYクローズ時公表値

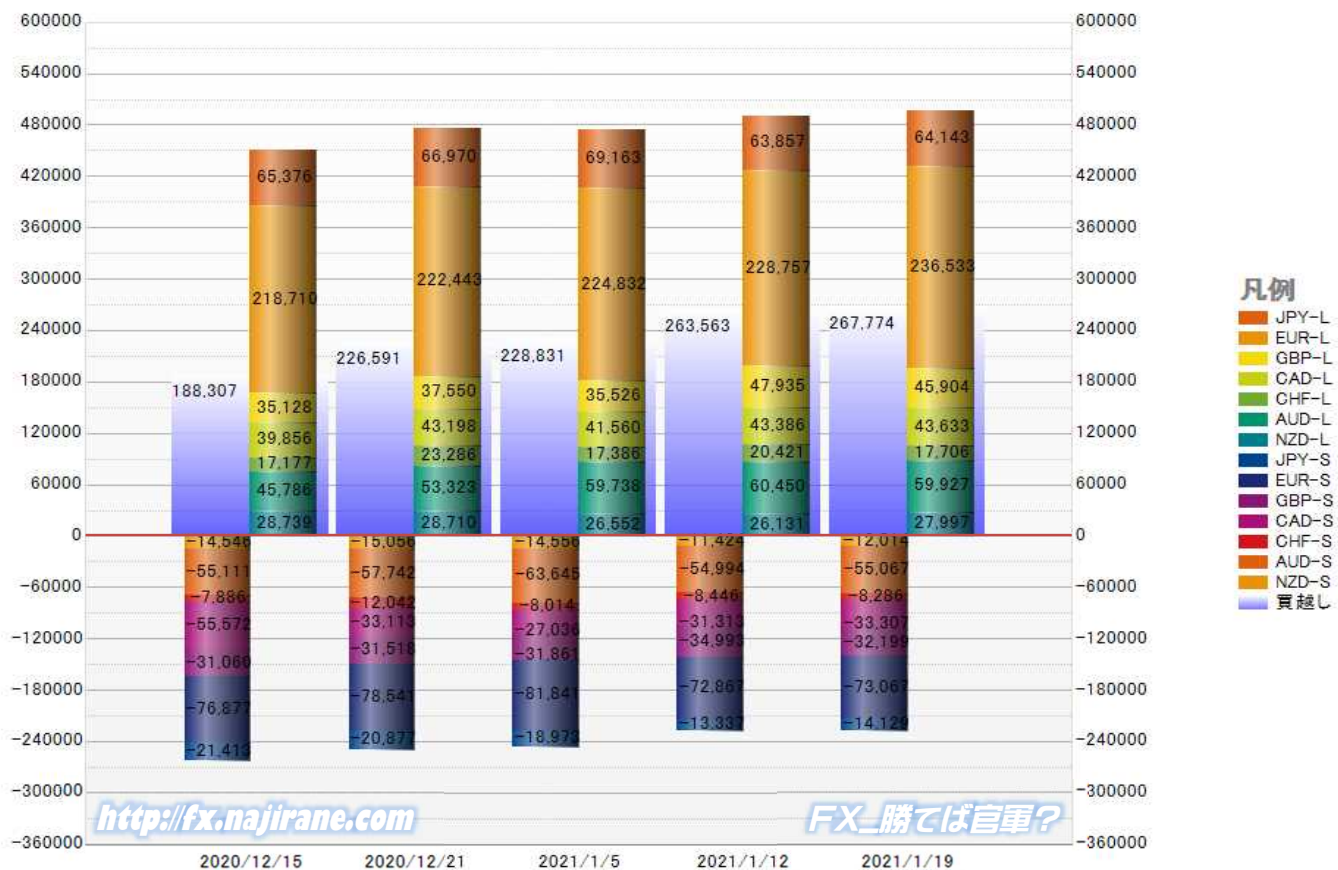
Report_Date	Non Commercial Positions											火曜日 引け値	金曜日 引け値	
	Long	増減			Short	増減			売り越し	増減				売買計
2021/01/19	236533	7776	3.4%	73067	200	0.3%	-163466	7576	4.9%	309600	7976	2.6%	1.2128	1.2166
2021/01/12	228757	3925	1.7%	72867	-8974	-11.0%	-155890	12899	9.0%	301624	-5049	-1.6%	1.2206	1.2078
2021/01/05	224832	2389	1.1%	81841	3300	4.2%	-142991	-911	-0.6%	306673	5689	1.9%	1.2297	1.2224
2020/12/21	222443	3733	1.7%	78541	1664	2.2%	-143902	2069	1.5%	300984	5397	1.8%	1.2239	1.2185
2020/12/15	218710	-3811	-1.7%	76877	10785	16.3%	-141833	-14596	-9.3%	295587	6974	2.4%	1.2151	1.2245
2020/12/08	222521	15219	7.3%	66092	-1316	-2.0%	-156429	16535	11.8%	288613	13903	5.1%	1.2106	1.2116
2020/12/01	207302	948	0.5%	67408	-696	-1.0%	-139894	1644	1.2%	274710	252	0.1%	1.2072	1.2127
2020/11/24	206354	2803	1.4%	68104	-1487	-2.1%	-138250	4290	3.2%	274458	1316	0.5%	1.1892	1.1961
2020/11/17	203551	1177	0.6%	69591	2504	3.7%	-133960	-1327	-1.0%	273142	3681	1.4%	1.1863	1.1859
2020/11/10	202374	-5863	-2.8%	67087	-801	-1.2%	-135287	-5062	-3.6%	269461	-6664	-2.4%	1.1819	1.1834
2020/11/03	208237	-9206	-4.2%	67888	6000	9.7%	-140349	-15206	-9.8%	276125	-3206	-1.1%	1.1728	1.1880
2020/10/27	217443	-12435	-5.4%	61888	-2047	-3.2%	-155555	-10388	-6.3%	279331	-14482	-4.9%	1.1780	1.1647
2020/10/20	229878	1583	0.7%	63935	4277	7.2%	-165943	-2694	-1.6%	293813	5860	2.0%	1.1824	1.1863
2020/10/13	228295	-3074	-1.3%	59658	2597	4.6%	-168637	-5671	-3.3%	287953	-477	-0.2%	1.1745	1.1718
2020/10/06	231369	-10598	-4.4%	57061	3210	6.0%	-174308	-13808	-7.3%	288430	-7388	-2.5%	1.1733	1.1824
2020/09/29	241967	-5082	-2.1%	53851	-2376	-4.2%	-188116	-2706	-1.4%	295818	-7458	-2.5%	1.1741	1.1712
2020/09/22	247049	16354	7.1%	56227	4108	7.9%	-190822	12246	6.9%	303276	20462	7.2%	1.1707	1.1626
2020/09/15	230695	-17988	-7.2%	52119	250	0.5%	-178576	-18238	-9.3%	282814	-17738	-5.9%	1.1849	1.1849
2020/09/08	248683	-2184	-0.9%	51869	-2251	-4.2%	-196814	67	0.0%	300552	-4435	-1.5%	1.1774	1.1841
2020/09/01	250867	-11194	-4.3%	54120	3811	7.6%	-196747	-15005	-7.1%	304987	-7383	-2.4%	1.1917	1.1842
2020/08/25	262061	2817	1.1%	50309	-11992	-19.2%	-211752	14809	7.5%	312370	-9175	-2.9%	1.1834	1.1899
2020/08/18	259244	-6834	-2.6%	62301	-4026	-6.1%	-196943	-2808	-1.4%	321545	-10860	-3.3%	1.1932	1.1795
2020/08/11	266078	3969	1.5%	66327	-15134	-18.6%	-199751	19103	10.6%	332405	-11165	-3.2%	1.1743	1.1837
2020/08/04	262109	19982	8.3%	81461	-3107	-3.7%	-180648	23089	14.7%	343570	16875	5.2%	1.1797	1.1787
2020/07/28	242127	37942	18.6%	84568	5430	6.9%	-157559	32512	26.0%	326695	43372	15.3%	1.1721	1.1782
2020/07/21	204185			79138			-125047			283323			1.1533	1.1642

**EURO FX - CHICAGO MERCANTILE EXCHANGE
FUTURES ONLY POSITIONS**



	2020/12/15			2020/12/21			2021/01/05			2021/01/12			2021/01/19		
	Long	Short	売り越し	Long	Short	売り越し	Long	Short	売り越し	Long	Short	売り越し	Long	Short	売り越し
JPY	65376	21413	-43963	66970	20877	-46093	69163	18973	-50190	63857	13337	-50520	64143	14129	-50014
	前週比 枚数増減 (枚)			1594	-536	2130	2193	-1904	4097	-5306	-5636	330	286	792	-506
	前週比 枚数増減 (%)			2.4%	-2.5%	4.8%	3.3%	-9.1%	8.9%	-7.7%	-29.7%	0.7%	0.4%	5.9%	-1.0%
EUR	218710	76877	-141833	222443	78541	-143902	224832	81841	-142991	228757	72867	-155890	236533	73067	-163466
	前週比 枚数増減 (枚)			3733	1664	2069	2389	3300	-911	3925	-8974	12899	7776	200	7576
	前週比 枚数増減 (%)			1.7%	2.2%	1.5%	1.1%	4.2%	-0.6%	1.7%	-11.0%	9.0%	3.4%	0.3%	4.9%
GBP	35128	31060	-4068	37550	31518	-6032	35526	31861	-3665	47935	34993	-12942	45904	32199	-13705
	前週比 枚数増減 (枚)			2422	458	1964	-2024	343	-2367	12409	3132	9277	-2031	-2794	763
	前週比 枚数増減 (%)			6.9%	1.5%	48.3%	-5.4%	1.1%	-39.2%	34.9%	9.8%	253.1%	-4.2%	-8.0%	5.9%
AUD	45786	55111	9325	53323	57742	4419	59738	63645	3907	60450	54994	-5456	59927	55067	-4860
	前週比 枚数増減 (枚)			7537	2631	-4906	6415	5903	-512	712	-8651	9363	-523	73	-596
	前週比 枚数増減 (%)			16.5%	4.8%	-52.6%	12.0%	10.2%	-11.6%	1.2%	-13.6%	239.6%	-0.9%	0.1%	-10.9%
CAD	39856	55572	15716	43198	33113	-10085	41560	27036	-14524	43386	31313	-12073	43633	33307	-10326
	前週比 枚数増減 (枚)			3342	-22459	25801	-1638	-6077	4439	1826	4277	-2451	247	1994	-1747
	前週比 枚数増減 (%)			8.4%	-40.4%	164.2%	-3.8%	-18.4%	44.0%	4.4%	15.8%	-16.9%	0.6%	6.4%	-14.5%
CHF	17177	7886	-9291	23286	12042	-11244	17386	8014	-9372	20421	8446	-11975	17706	8286	-9420
	前週比 枚数増減 (枚)			6109	4156	1953	-5900	-4028	-1872	3035	432	2603	-2715	-160	-2555
	前週比 枚数増減 (%)			35.6%	52.7%	21.0%	-25.3%	-33.4%	-16.6%	17.5%	5.4%	27.8%	-13.3%	-1.9%	-21.3%
NZD	28739	14546	-14193	28710	15056	-13654	26552	14556	-11996	26131	11424	-14707	27997	12014	-15983
	前週比 枚数増減 (枚)			-29	510	-539	-2158	-500	-1658	-421	-3132	2711	1866	590	1276
	前週比 枚数増減 (%)			-0.1%	3.5%	-3.8%	-7.5%	-3.3%	-12.1%	-1.6%	-21.5%	22.6%	7.1%	5.2%	8.7%
MXN	62335	65562	3227	56598	64847	8249	52578	60301	7723	57570	63022	5452	52890	60577	7687
	前週比 枚数増減 (枚)			-5737	-715	5022	-4020	-4546	-526	4992	2721	-2271	-4680	-2445	2235
	前週比 枚数増減 (%)			-9.2%	-1.1%	155.6%	-7.1%	-7.0%	-6.4%	9.5%	4.5%	-29.4%	-8.1%	-3.9%	41.0%
Total All 8	513107	328027	-185080	532078	313736	-218342	527335	306227	-221108	548507	290396	-258111	548733	288646	-260087
	前週比 枚数増減 (枚)			18971	-14291	33262	-4743	-7509	2766	21172	-15831	37003	226	-1750	1976
	前週比 枚数増減 (%)			3.7%	-4.4%	18.0%	-0.9%	-2.4%	1.3%	4.0%	-5.2%	16.7%	0.0%	-0.6%	0.8%
Total 7 (MXN除く)	450772	262465	-188307	475480	248889	-226591	474757	245926	-228831	490937	227374	-263563	495843	228069	-267774
	前週比 枚数増減 (枚)			24708	-13576	38284	-723	-2963	2240	16180	-18552	34732	4906	695	4211
	前週比 枚数増減 (%)			5.5%	-5.2%	20.3%	-0.2%	-1.2%	1.0%	3.4%	-7.5%	15.2%	1.0%	0.3%	1.6%

直近5週 CFTC IMM主要7通貨の構成

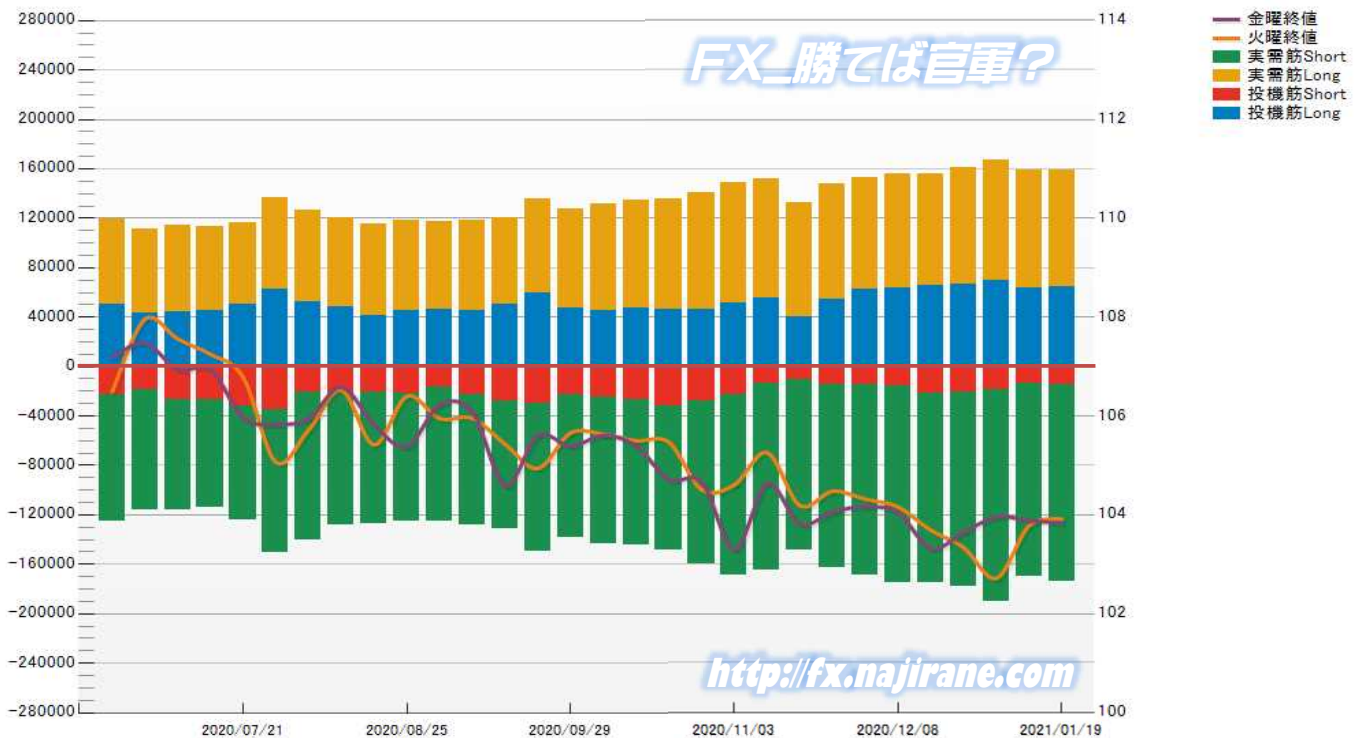


JAPANESE YEN - CHICAGO MERCANTILE EXCHANGE
FUTURES ONLY POSITIONS

Code-097741
2021/01/22 公表値

Date	投機筋集計				実需筋集計				投機筋+実需筋合計				ドル円終値	
	円買い	円売り	売り越し	売買計	円買い	円売り	売り越し	売買計	円買い	円売り	売り越し	売買計	火曜締め	金曜締め
2021/01/19	64143	14129	-50014	78272	94924	159866	64942	254790	159067	173995	14928	333062	103.92	103.83
2021/01/12	63857	13337	-50520	77194	94609	156406	61797	251015	158466	169743	11277	328209	103.78	103.89
2021/01/05	69163	18973	-50190	88136	98129	171246	73117	269375	167292	190219	22927	357511	102.72	103.96
2020/12/21	66970	20877	-46093	87847	93605	156671	63066	250276	160575	177548	16973	338123	103.34	103.65
2020/12/15	65376	21413	-43963	86789	90761	153874	63113	244635	156137	175287	19150	331424	103.69	103.32
2020/12/08	63585	15419	-48166	79004	92587	159561	66974	252148	156172	174980	18808	331152	104.16	104.04
2020/12/01	62449	14946	-47503	77395	90038	153443	63405	243481	152487	168389	15902	320876	104.32	104.17
2020/11/24	54472	14230	-40242	68702	93462	148259	54797	241721	147934	162489	14555	310423	104.48	104.06
2020/11/17	40313	10646	-29667	50959	92697	137577	44880	230274	133010	148223	15213	281233	104.19	103.82
2020/11/10	55644	13750	-41894	69394	96135	151491	55356	247626	151779	165241	13462	317020	105.26	104.63
2020/11/03	51012	22914	-28098	73926	97895	145570	47675	243465	148907	168484	19577	317391	104.61	103.30
2020/10/27	46131	28238	-17893	74369	94605	131414	36809	226019	140736	159652	18916	300388	104.51	104.67
2020/10/20	46524	32341	-14183	78865	88750	115778	27028	204528	135274	148119	12845	283393	105.47	104.71
2020/10/13	47245	27269	-19976	74514	86989	117085	30096	204074	134234	144354	10120	278588	105.50	105.40
2020/10/06	45779	24677	-21102	70456	86102	119068	32966	205170	131881	143745	11864	275626	105.63	105.61
2020/09/29	47535	22746	-24789	70281	79984	116054	36070	196038	127519	138800	11281	266319	105.66	105.39
2020/09/22	59033	29452	-29581	88485	76239	119883	43644	196122	135272	149335	14063	284607	104.94	105.61
2020/09/15	50360	27471	-22889	77831	69658	104286	34628	173944	120018	131757	11739	251775	105.43	104.59
2020/09/08	44850	23108	-21742	67958	73161	105346	32185	178507	118011	128454	10443	246465	105.95	106.08
2020/09/01	46654	17050	-29604	63704	70342	108353	38011	178695	116996	125403	8407	242399	105.95	106.23
2020/08/25	44978	21362	-23616	66340	73477	103640	30163	177117	118455	125002	6547	243457	106.40	105.38
2020/08/18	41717	21133	-20584	62850	73149	105667	32518	178816	114866	126800	11934	241666	105.42	105.82
2020/08/11	48158	21142	-27016	69300	72712	107449	34737	180161	120870	128591	7721	249461	106.52	106.59
2020/08/04	52073	20644	-31429	72717	74165	120290	46125	194455	126238	140934	14696	267172	105.72	105.95
2020/07/28	62924	34417	-28507	97341	73649	115708	42059	189357	136573	150125	13552	286698	105.07	105.83
2020/07/21	50854	31547	-19307	82401	65447	92194	26747	157641	116301	123741	7440	240042	106.79	105.97
2020/07/14	45111	26785	-18326	71896	67691	87431	19740	155122	112802	114216	1414	227018	107.25	106.94
2020/07/07	44043	27231	-16812	71274	70580	88421	17841	159001	114623	115652	1029	230275	107.56	106.94
2020/06/30	42755	18894	-23861	61649	68918	97342	28424	166260	111673	116236	4563	227909	107.96	107.48
2020/06/23	50490	23032	-27458	73522	68487	102372	33885	170859	118977	125404	6427	244381	106.49	107.19

JAPANESE YEN - CHICAGO MERCANTILE EXCHANGE
FUTURES ONLY POSITIONS Code-097741

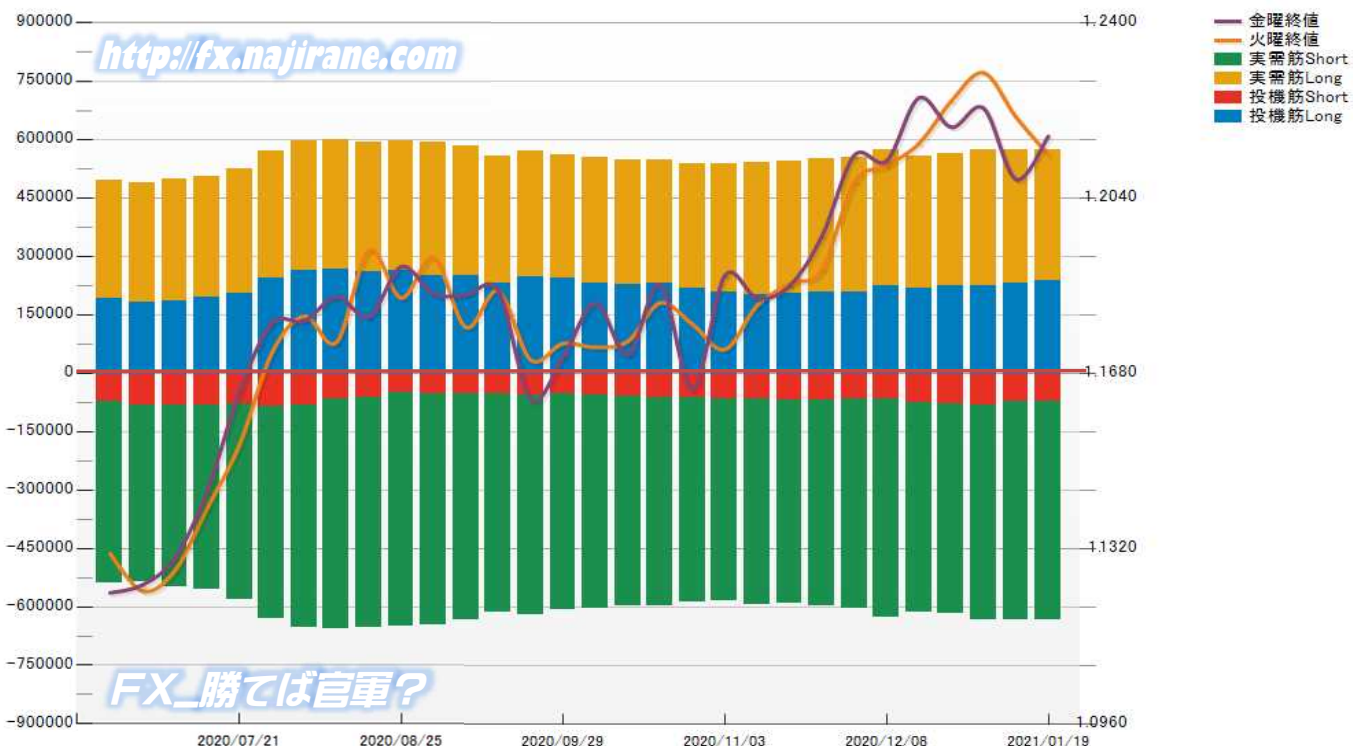


EURO FX - CHICAGO MERCANTILE EXCHANGE
FUTURES ONLY POSITIONS

Code-099741
2021/01/22 公表値

Date	投機筋集計				実需筋集計				投機筋+実需筋合計				ユーロドル終値	
	EUR買い	EUR売り	売り越し	売買計	EUR買い	EUR売り	売り越し	売買計	EUR買い	EUR売り	売り越し	売買計	火曜締め	金曜締め
2021/01/19	236533	73067	-163466	309600	337268	559646	222378	896914	573801	632713	58912	1206514	1.2128	1.2166
2021/01/12	228757	72867	-155890	301624	345185	560987	215802	906172	573942	633854	59912	1207796	1.2206	1.2078
2021/01/05	224832	81841	-142991	306673	349449	550714	201265	900163	574281	632555	58274	1206836	1.2297	1.2224
2020/12/21	222443	78541	-143902	300984	339342	538743	199401	878085	561785	617284	55499	1179069	1.2239	1.2185
2020/12/15	218710	76877	-141833	295587	338345	537607	199262	875952	557055	614484	57429	1171539	1.2151	1.2245
2020/12/08	222521	66092	-156429	288613	349005	562077	213072	911082	571526	628169	56643	1199695	1.2106	1.2116
2020/12/01	207302	67408	-139894	274710	345848	536756	190908	882604	553150	604164	51014	1157314	1.2072	1.2127
2020/11/24	206354	68104	-138250	274458	342250	530912	188662	873162	548604	599016	50412	1147620	1.1892	1.1961
2020/11/17	203551	69591	-133960	273142	338363	522088	183725	860451	541914	591679	49765	1133593	1.1863	1.1859
2020/11/10	202374	67087	-135287	269461	339154	526728	187574	865882	541528	593815	52287	1135343	1.1819	1.1834
2020/11/03	208237	67888	-140349	276125	329671	516373	186702	846044	537908	584261	46353	1122169	1.1728	1.1880
2020/10/27	217443	61888	-155555	279331	320086	526904	206818	846990	537529	588792	51263	1126321	1.1780	1.1647
2020/10/20	229878	63935	-165943	293813	316168	535679	219511	851847	546046	599614	53568	1145660	1.1824	1.1863
2020/10/13	228295	59658	-168637	287953	320037	538976	218939	859013	548332	598634	50302	1146966	1.1745	1.1718
2020/10/06	231369	57061	-174308	288430	322277	548547	226270	870824	553646	605608	51962	1159254	1.1733	1.1824
2020/09/29	241967	53851	-188116	295818	319362	554998	235636	874360	561329	608849	47520	1170178	1.1741	1.1712
2020/09/22	247049	56227	-190822	303276	324148	563561	239413	887709	571197	619788	48591	1190985	1.1707	1.1626
2020/09/15	230695	52119	-178576	282814	326724	561883	235159	888607	557419	614002	56583	1171421	1.1849	1.1849
2020/09/08	248683	51869	-196814	300552	332939	581988	249049	914927	581622	633857	52235	1215479	1.1774	1.1841
2020/09/01	250867	54120	-196747	304987	340434	592019	251585	932453	591301	646139	54838	1237440	1.1917	1.1842
2020/08/25	262061	50309	-211752	312370	332664	600646	267982	933310	594725	650955	56230	1245680	1.1834	1.1899
2020/08/18	259244	62301	-196943	321545	332209	591573	259364	923782	591453	653874	62421	1245327	1.1932	1.1795
2020/08/11	266078	66327	-199751	332405	332842	589103	256261	921945	598920	655430	56510	1254350	1.1743	1.1837
2020/08/04	262109	81461	-180648	343570	332310	573668	241358	905978	594419	655129	60710	1249548	1.1797	1.1787
2020/07/28	242127	84568	-157559	326695	328605	546114	217509	874719	570732	630682	59950	1201414	1.1721	1.1782
2020/07/21	204185	79138	-125047	283323	320979	501647	180668	822626	525164	580785	55621	1105949	1.1533	1.1642
2020/07/14	194252	83340	-110912	277592	309455	471519	162064	780974	503707	554859	51152	1058566	1.1402	1.1437
2020/07/07	185159	81562	-103597	266721	311843	466973	155130	778816	497002	548535	51533	1045537	1.1274	1.1300
2020/06/30	180387	81432	-98955	261819	306839	453967	147128	760806	487226	535399	48173	1022625	1.1232	1.1245
2020/06/23	190816	72368	-118448	263184	305405	467945	162540	773350	496221	540313	44092	1036534	1.1309	1.1228

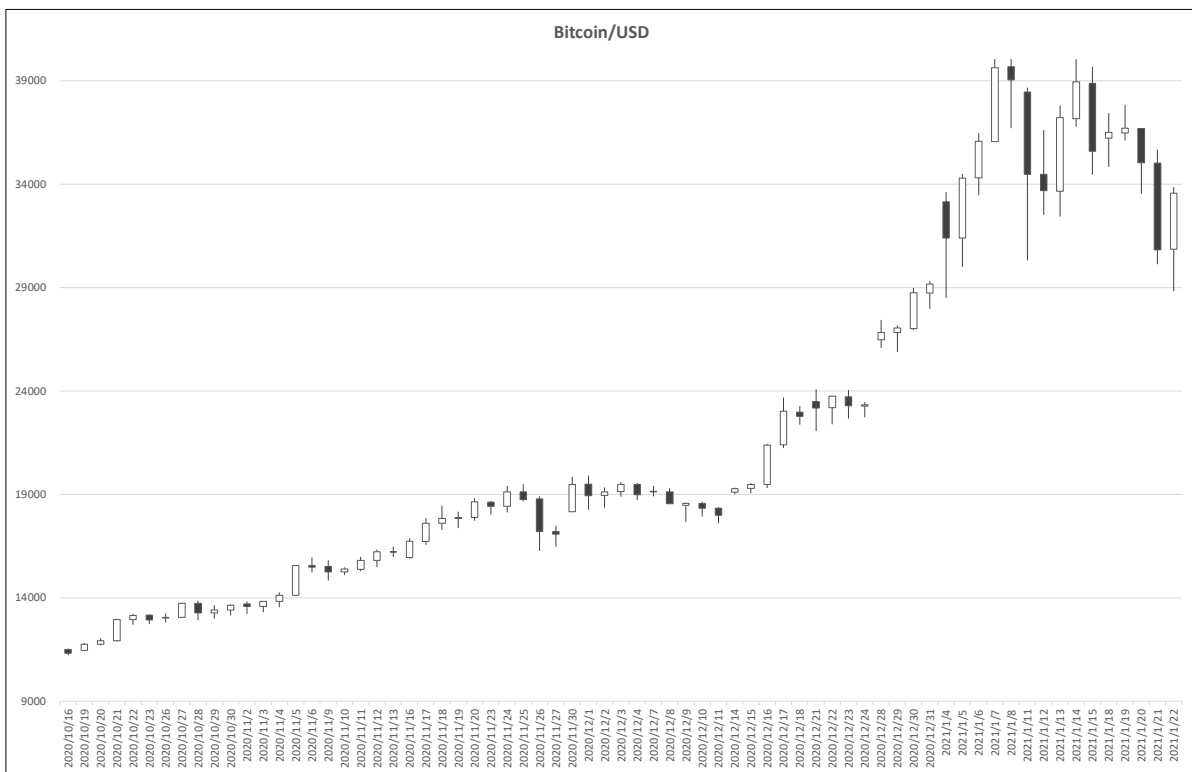
EURO FX - CHICAGO MERCANTILE EXCHANGE
FUTURES ONLY POSITIONS Code-099741



Bitcoin/USD 及び CME Futures (当月及び限月別)

※取引単位=5ビットコイン
(CME CFビットコイン参考基準レート=BRRを対象)

Bitcoin/USD					CME Futures		2021/01		2021/02		2021/03		2021/04		2021/05	
Date	Open	High	Low	Close	Volume	OpenInt	Close	Volume	Close	Volume	Close	Volume	Close	Volume	Close	Volume
2020/10/16	11506	11545	11226	11325	5924	9084	11620	32	11695	3	11750	5	0	0	0	0
2020/10/19	11463	11819	11419	11757	7399	10617	12025	47	12100	47	12100	3	12155	0	0	0
2020/10/20	11756	12046	11691	11927	4621	10896	12285	51	12355	3	12425	1	0	0	0	0
2020/10/21	11930	12988	11900	12942	12363	1918	13065	93	13070	5	13065	1	0	0	0	0
2020/10/22	12939	13219	12706	13153	9304	12098	13470	70	13490	1	13530	0	0	0	0	0
2020/10/23	13156	13196	12736	12929	5035	12125	13300	7	13350	7	13390	0	0	0	0	0
2020/10/26	13021	13241	12805	13054	8217	12043	13370	168	13420	0	13460	0	0	0	0	0
2020/10/27	13056	13752	13052	13737	14227	12665	14095	55	14115	4	14125	2	0	0	0	0
2020/10/28	13737	13855	12911	13268	15553	11852	13570	58	13640	3	13620	1	0	0	0	0
2020/10/29	13267	13642	12989	13418	11910	12246	13965	35	14035	3	14120	15	0	0	0	0
2020/10/30	13412	13674	13141	13637	6609	11024	13935	118	14050	41	14105	12	0	0	0	0
2020/11/2	13698	13826	13224	13580	5651	11001	14030	67	14085	55	14125	18	14180	0	0	0
2020/11/3	13582	13847	13303	13832	4595	11278	14070	57	14160	14	14265	3	14320	0	0	0
2020/11/4	13832	14255	13542	14123	10691	11360	14390	93	14535	13	14575	23	14630	0	0	0
2020/11/5	14122	15561	14085	15555	9044	11952	15510	182	15590	90	15700	130	15755	0	0	0
2020/11/6	15559	15945	15223	15486	9805	11978	15905	132	16025	58	16085	84	16140	0	0	0
2020/11/9	15520	15810	14837	15249	14404	11340	15740	263	15815	131	15990	26	16045	0	0	0
2020/11/10	15254	15475	15100	15385	7061	11619	15595	94	15730	37	15845	15	15900	1	0	0
2020/11/11	15382	15979	15289	15813	7061	11614	16075	94	16240	37	16300	15	16355	1	0	0
2020/11/12	15810	16337	15486	16220	7269	11498	16490	57	16655	13	16695	7	16750	0	0	0
2020/11/13	16226	16482	15978	16210	4715	11292	16540	53	16635	6	16790	7	16845	0	0	0
2020/11/16	15942	16874	15879	16734	6815	11665	17150	188	17280	103	17400	50	17455	0	0	0
2020/11/17	16728	17852	16568	17597	11293	11509	18025	196	18125	86	18240	82	18295	2	0	0
2020/11/18	17604	18456	17284	17838	16288	11046	17950	364	18070	115	18210	57	18265	0	0	0
2020/11/19	17835	18168	17379	17889	8376	11051	18360	145	18480	70	18630	36	18685	0	0	0
2020/11/20	17881	18807	17730	18640	12414	11306	19030	314	19135	143	19255	73	19300	2	0	0
2020/11/23	18628	18691	18030	18421	16067	11755	18785	413	18890	252	19015	84	19060	0	0	0
2020/11/24	18421	19419	18129	19122	19521	12336	19520	728	19635	196	19800	81	19845	0	0	0
2020/11/25	19127	19487	18656	18756	17159	12330	19345	364	19465	211	19575	97	19620	0	0	0
2020/11/26	18778	18905	16275	17196	0	0	0	0	0	0	0	0	0	0	0	0
2020/11/27	17200	17478	16469	17079	18111	10815	17085	1173	17205	311	17320	136	17390	0	17460	0
2020/11/30	18161	19842	18156	19484	14685	11597	19900	1840	20030	511	20175	235	20350	65	20420	0
2020/12/1	19490	19909	18262	18939	15183	11812	19450	1191	19575	277	19720	139	19835	11	20065	1
2020/12/2	18952	19333	18357	19118	8819	11743	19450	584	19580	211	19750	30	19865	0	20050	0
2020/12/3	19134	19604	18892	19479	7967	11721	19725	619	19875	90	20050	55	20170	0	20355	0
2020/12/4	19483	19547	18712	18979	8368	11613	19245	539	19405	101	19570	81	19770	10	19925	0
2020/12/7	19145	19413	18912	19124	6025	11852	19315	594	19475	131	19640	65	19765	22	19920	0
2020/12/8	19126	19294	18550	18550	8197	11750	18970	615	19115	170	19290	83	19465	4	19620	0
2020/12/9	18472	18605	17672	18561	7639	11071	18600	681	18720	133	18860	65	19025	8	19180	0
2020/12/10	18560	18636	17931	18336	7842	10888	18590	661	18720	156	18850	66	19035	6	19190	0
2020/12/11	18334	18382	17605	17990	6851	10701	18165	595	18325	112	18425	66	18525	20	18680	0
2020/12/14	19111	19330	19010	19282	7487	11074	19465	929	19655	253	19845	175	20010	6	20165	0
2020/12/15	19286	19552	19065	19472	6785	11370	19805	674	20000	150	20215	140	20330	4	20485	0
2020/12/16	19473	21435	19308	21377	17368	11993	21280	3611	21510	448	21755	378	21915	11	22070	2
2020/12/17	21397	23692	21245	23024	21478	12244	23285	3763	23530	398	23800	446	24135	37	24290	2
2020/12/18	22976	23263	22364	22774	9119	12559	23240	1797	23560	101	23840	103	24160	11	24380	2
2020/12/21	23485	24073	22056	23173	18959	12603	23160	4907	23460	468	23785	553	24110	75	24330	0
2020/12/22	23185	23743	22390	23743	18468	12911	23805	6595	24105	525	24440	269	24770	4	24990	0
2020/12/23	23724	24045	22666	23281	13829	12586	23745	6174	24075	386	24355	376	24720	11	24940	0
2020/12/24	23270	23465	22722	23333	4806	10840	23685	4309	23955	265	24300	227	24610	5	24830	0
2020/12/28	26474	27429	26089	26821	19511	10613	27110	17470	27405	1012	27755	969	28190	57	28505	3
2020/12/29	26826	27173	25883	27043	8992	10653	27210	7633	27510	678	27810	666	28100	15	28415	0
2020/12/30	27012	28985	26940	28742	14785	11009	29155	13789	29495	531	29790	411	30225	53	30540	0
2021/1/31	28732	29301	27976	29170	6472	10850	29385	5529	29655	657	30000	262	30290	21	30525	3
2021/1/4	31148	33621	28497	31388	17234	11125	31550	14997	31980	1399	32385	783	32855	52	33065	3
2021/1/5	31387	34486	29998	34285	9616	11296	34515	8153	34925	730	35375	677	35780	45	35695	10
2021/1/6	34310	36478	33465	36074	21469	11288	36565	19469	37055	1283	37545	615	38000	86	38245	13
2021/1/7	36058	40301	36053	39632	19737	11380	39625	16834	40100	2235	40630	634	41190	30	41570	2
2021/1/8	39675	41946	36697	39037	18636	11304	39520	15379	39970	2315	40505	864	41030	75	41675	2
2021/1/11	38456	38661	30314	34468	27690	12234	33780	22205	34225	3629	34680	1709	35115	129	33720	9
2021/1/12	34470	36609	32527	33683	18040	12039	34500	14576	34925	2669	35420	674	35935	105	36330	13
2021/1/13	33649	37804	32436	37219	11919	12265	36375	9785	36810	1458	37330	547	37765	85	38130	43
2021/1/14	37165	40046	36786	38941	12611	12148	39605	10507	40080	1424	40520	443	41035	139	41535	98
2021/1/15	38873	39678	34459	35585	17310	12089	35625	14051	36100	2254	36535	812	36900	141	37290	50
2021/1/18	36215	37424	34823	36506	0	0	---	---	---	---	---	---	---	---	---	---
2021/1/19	36464	37833	36117	36695	18337	11945	36595	14757	37060	2163	37575	1062	38075	246	38535	109
2021/1/20	36686	36705	33537	35030	13613	11834	35035	9615	35470	2605	35875	1116	36350	146	36715	129
2021/1/21	35088	35666	30121	30824	18667	11773	31920	13373	32290	3165	32570	1768	32930	281	33245	69
2021/1/22	30857	33850	28823	33555	18805	0	33580	12891	33945	3769	34265	1753	34610	256	34960	127



Date	日経平均(^N225)					CME日経平均先物ドル建て(NKD)					CME日経平均先物円建て(NIY)					USDJPY
	Open	High	Low	Close	Volume	Open	High	Low	Close	Volume	Open	High	Low	Close	Volume	
2021-01-22	28,580.20	28,698.18	28,527.16	28,631.45	66,900.0	28,690.0	28,700.0	28,410.0	28,625.0	5,033	28,670.0	28,680.0	28,395.0	28,610.0	23,994	103.83
2021-01-21	28,710.41	28,846.15	28,677.61	28,756.86	67,700.0	28,705.0	28,855.0	28,525.0	28,680.0	5,033	28,665.0	28,830.0	28,500.0	28,665.0	23,994	103.51
2021-01-20	28,798.74	28,801.19	28,402.11	28,523.26	69,800.0	28,760.0	28,835.0	28,405.0	28,725.0	5,764	28,735.0	28,815.0	28,380.0	28,700.0	30,201	103.58
2021-01-19	28,405.49	28,720.91	28,373.34	28,633.46	58,200.0	28,300.0	28,800.0	28,120.0	28,735.0	9,704	28,280.0	28,775.0	28,090.0	28,715.0	46,244	103.92
2021-01-17																
2021-01-15	28,777.47	28,820.50	28,477.03	28,519.18	74,100.0	28,850.0	28,925.0	28,170.0	28,350.0	6,904	28,820.0	28,895.0	28,140.0	28,320.0	33,805	103.89
2021-01-14	28,442.73	28,979.53	28,411.58	28,698.26	81,900.0	28,450.0	28,995.0	28,420.0	28,875.0	8,418	28,425.0	28,965.0	28,385.0	28,850.0	40,320	103.82
2021-01-13	28,140.10	28,503.43	28,133.59	28,456.59	70,900.0	28,180.0	28,520.0	28,125.0	28,465.0	5,478	28,150.0	28,500.0	28,100.0	28,445.0	25,509	103.87
2021-01-12	28,004.37	28,287.37	27,899.45	28,164.34	78,800.0	28,075.0	28,295.0	27,975.0	28,215.0	4,341	28,065.0	28,265.0	27,940.0	28,190.0	25,298	103.78
2021-01-11						28,335.0	28,355.0	27,965.0	28,045.0	6,731	28,300.0	28,340.0	27,935.0	28,020.0	20,798	104.22
2021-01-10																
2021-01-08	27,720.14	28,139.03	27,667.75	28,139.03	84,900.0	27,615.0	28,380.0	27,615.0	28,315.0	7,319	27,590.0	28,370.0	27,580.0	28,290.0	42,411	103.96
2021-01-07	27,340.46	27,624.73	27,340.46	27,490.13	98,900.0	27,365.0	27,675.0	27,330.0	27,625.0	4,323	27,340.0	27,645.0	27,300.0	27,595.0	33,161	103.85
2021-01-06	27,102.85	27,196.40	27,002.18	27,055.94	72,700.0	27,165.0	27,480.0	26,955.0	27,340.0	9,294	27,130.0	27,455.0	26,930.0	27,315.0	41,719	103.07
2021-01-05	27,151.38	27,279.78	27,073.46	27,158.63	55,000.0	27,145.0	27,275.0	26,965.0	27,160.0	5,224	27,110.0	27,250.0	26,940.0	27,130.0	28,232	102.72
2021-01-04	27,575.57	27,602.11	27,042.32	27,258.38	51,500.0	27,585.0	27,685.0	27,040.0	27,125.0	8,337	27,505.0	27,655.0	27,020.0	27,100.0	37,850	103.13
2021-01-03																
2020-12-31						27,490.0	27,585.0	27,430.0	27,535.0	1,526	27,460.0	27,555.0	27,410.0	27,510.0	7,759	103.29
2020-12-30	27,559.10	27,572.57	27,338.56	27,444.17	50,600.0	27,530.0	27,630.0	27,350.0	27,435.0	4,120	27,505.0	27,605.0	27,320.0	27,405.0	22,086	103.22
2020-12-29	26,936.38	27,602.52	26,921.14	27,568.15	59,400.0	26,930.0	27,715.0	26,895.0	27,515.0	6,098	26,895.0	27,680.0	26,870.0	27,480.0	33,072	103.55
2020-12-28	26,691.29	26,854.03	26,664.60	26,854.03	50,700.0	26,595.0	26,955.0	26,545.0	26,925.0	2,722	26,525.0	26,930.0	26,510.0	26,900.0	14,243	103.78
2020-12-27																
2020-12-24	26,635.11	26,764.53	26,605.26	26,668.35	47,900.0											103.69
2020-12-23	26,580.43	26,585.21	26,414.74	26,524.79	56,000.0	26,525.0	26,725.0	26,390.0	26,670.0	3,516	26,495.0	26,700.0	26,355.0	26,655.0	26,646	103.54
2020-12-22	26,559.33	26,639.99	26,361.66	26,436.39	58,600.0	26,530.0	26,620.0	26,335.0	26,685.0	3,190	26,510.0	26,590.0	26,305.0	26,555.0	26,380	103.62
2020-12-21	26,834.10	26,905.67	26,533.63	26,714.42	60,700.0	26,895.0	27,000.0	26,195.0	26,545.0	6,222	26,865.0	26,965.0	26,160.0	26,515.0	44,844	103.34
2020-12-20																
2020-12-18	26,775.53	26,824.29	26,707.30	26,763.39	73,800.0	26,805.0	26,920.0	26,680.0	26,740.0	2,507	26,730.0	26,885.0	26,640.0	26,705.0	22,210	103.32
2020-12-17	26,744.50	26,843.05	26,676.28	26,806.67	61,500.0	26,795.0	26,835.0	26,650.0	26,785.0	2,283	26,755.0	26,810.0	26,620.0	26,750.0	15,445	103.11
2020-12-16	26,835.59	26,874.98	26,717.03	26,757.40	61,300.0	26,800.0	26,845.0	26,690.0	26,790.0	2,642	26,770.0	26,805.0	26,655.0	26,755.0	20,743	103.45
2020-12-15	26,683.11	26,736.84	26,605.54	26,687.84	59,300.0	26,645.0	26,810.0	26,575.0	26,795.0	2,901	26,620.0	26,780.0	26,540.0	26,760.0	19,049	103.69
2020-12-14	26,659.53	26,870.47	26,648.69	26,732.44	60,000.0	26,680.0	26,840.0	26,590.0	26,690.0	4,294	26,715.0	26,800.0	26,550.0	26,655.0	25,241	104.03
2020-12-13																
2020-12-11	26,732.85	26,819.41	26,553.01	26,652.52	74,900.0	26,700.0	26,795.0	26,410.0	26,565.0	3,842	26,665.0	26,760.0	26,370.0	26,535.0	25,832	104.04
2020-12-10	26,688.50	26,852.77	26,639.98	26,756.24	69,200.0	26,665.0	26,845.0	26,640.0	26,715.0	3,668	26,605.0	26,785.0	26,565.0	26,645.0	30,132	104.24
2020-12-09	26,526.34	26,826.78	26,520.60	26,817.94	61,800.0	26,570.0	26,910.0	26,510.0	26,685.0	9,338	26,525.0	26,850.0	26,450.0	26,630.0	23,638	104.29
2020-12-08	26,380.32	26,523.30	26,327.08	26,467.08	55,100.0	26,365.0	26,580.0	26,320.0	26,575.0	11,780	26,305.0	26,515.0	26,260.0	26,505.0	21,575	104.16
2020-12-07	26,894.25	26,500.32	26,500.32	26,547.44	61,600.0	26,850.0	26,955.0	26,325.0	26,435.0	12,065	26,825.0	26,895.0	26,265.0	26,380.0	22,378	104.05
2020-12-06																
2020-12-04	26,697.26	26,799.83	26,646.08	26,751.24	61,600.0	26,765.0	26,875.0	26,655.0	26,855.0	4,618	26,700.0	26,815.0	26,640.0	26,805.0	3,135	104.17
2020-12-03	26,740.30	26,868.09	26,719.23	26,809.37	69,500.0	26,875.0	26,920.0	26,700.0	26,725.0	4,553	26,750.0	26,800.0	26,655.0	26,655.0	370	103.86
2020-12-02	26,884.99	26,889.90	26,695.28	26,800.98	80,200.0	26,885.0	26,915.0	26,690.0	26,830.0	6,196	26,755.0	26,825.0	26,700.0	26,770.0	124	104.43
2020-12-01	26,624.20	26,852.16	26,618.39	26,787.54	73,200.0	26,515.0	26,970.0	26,460.0	26,910.0	6,640	26,545.0	26,890.0	26,545.0	26,850.0	40	104.32
2020-11-30	26,830.10	26,834.20	26,405.83	26,433.62	147,700.0	26,825.0	26,940.0	26,305.0	26,315.0	6,940	26,850.0	26,865.0	26,250.0	26,250.0	147	104.35
2020-11-29																
2020-11-27	26,530.28	26,672.40	26,419.05	26,644.71	86,200.0											104.06
2020-11-25	26,468.52	26,706.42	26,258.35	26,296.86	92,500.0	26,460.0	26,715.0	26,190.0	26,310.0	6,593	26,600.0	26,600.0	26,125.0	26,240.0	24	104.45
2020-11-24	25,901.45	26,261.78	25,901.45	26,165.59	81,700.0	25,935.0	26,530.0	25,935.0	26,475.0	6,413	26,125.0	26,435.0	26,055.0	26,405.0	36	104.48
2020-11-23						25,705.0	26,060.0	25,660.0	25,940.0	3,866	25,780.0	25,940.0	25,780.0	25,870.0	15	104.50
2020-11-22																
2020-11-20	25,486.83	25,555.37	25,425.59	25,527.37	63,400.0	25,505.0	25,770.0	25,435.0	25,745.0	4,000	25,680.0	25,680.0	25,680.0	25,680.0	3	103.82
2020-11-19	25,628.73	25,650.86	25,474.94	25,634.34	82,000.0	25,600.0	25,685.0	25,415.0	25,610.0	5,907	25,540.0	25,540.0	25,540.0	25,540.0	8	103.78
2020-11-18	25,860.55	25,882.14	25,656.70	25,728.14	69,200.0	25,940.0	25,970.0	25,565.0	25,645.0	4,581	25,905.0	25,905.0	25,580.0	25,580.0	3	103.83
2020-11-17	26,043.45	26,057.30	25,851.54	26,014.62	84,800.0	26,150.0	26,180.0	25,870.0	26,015.0	4,749	25,830.0	25,955.0	25,830.0	25,940.0	25	104.19
2020-11-16	25,652.69	25,928.18	25,640.29	25,906.93	84,900.0	25,675.0	26,220.0	25,650.0	26,180.0	7,451	25,630.0	26,120.0	25,630.0	26,110.0	1,219	104.59
2020-11-15																

日経平均とCME日経平均先物(ドル建て/円建て)及びドル円相関



過去5日及び過去4週の4本値と各種ピボット

2021/01/18 ~ 2021/01/22

Table with columns: USD/JPY, Demark, Pivot, Fibonacci Zone. Rows include daily data (2021/01/18 to 2021/01/22) and weekly data (2020/12/27 to 2021/01/18).

Table with columns: EUR/JPY, Demark, Pivot, Fibonacci Zone. Rows include daily data (2021/01/18 to 2021/01/22) and weekly data (2020/12/27 to 2021/01/18).

Table with columns: EUR/USD, Demark, Pivot, Fibonacci Zone. Rows include daily data (2021/01/18 to 2021/01/22) and weekly data (2020/12/27 to 2021/01/18).

Table with columns: GBP/JPY, Demark, Pivot, Fibonacci Zone. Rows include daily data (2021/01/18 to 2021/01/22) and weekly data (2020/12/27 to 2021/01/18).

Table with columns: GBP/USD, Demark, Pivot, Fibonacci Zone. Rows include daily data (2021/01/18 to 2021/01/22) and weekly data (2020/12/27 to 2021/01/18).

IMM扱い8通貨/ダウ/日経/金/オイル/主要クロス円の過去5日及び過去5週の4本値

AUDUSD					CADUSD					CHFUSD				
Date	Open	High	Low	Close	Date	Open	High	Low	Close	Date	Open	High	Low	Close
2021/01/22	0.7762	0.7770	0.7702	0.7713	2021/01/22	0.7913	0.7914	0.7850	0.7858	2021/01/22	1.1298	1.1314	1.1279	1.1292
2021/01/21	0.7748	0.7782	0.7742	0.7763	2021/01/21	0.7913	0.7943	0.7907	0.7913	2021/01/21	1.1242	1.1301	1.1237	1.1298
2021/01/20	0.7695	0.7761	0.7694	0.7747	2021/01/20	0.7854	0.7932	0.7852	0.7916	2021/01/20	1.1254	1.1277	1.1210	1.1243
2021/01/19	0.7678	0.7725	0.7678	0.7694	2021/01/19	0.7840	0.7864	0.7834	0.7854	2021/01/19	1.1226	1.1281	1.1215	1.1254
2021/01/18	0.7706	0.7711	0.7659	0.7678	2021/01/18	0.7854	0.7858	0.7813	0.7842	2021/01/18	1.1225	1.1238	1.1204	1.1227

CNYUSD					EURUSD					GBPUSD				
Date	Open	High	Low	Close	Date	Open	High	Low	Close	Date	Open	High	Low	Close
2021/01/22	0.1546	0.1547	0.1541	0.1542	2021/01/22	1.2168	1.2190	1.2152	1.2166	2021/01/22	1.3732	1.3736	1.3637	1.3680
2021/01/21	0.1547	0.1549	0.1546	0.1547	2021/01/21	1.2110	1.2172	1.2109	1.2168	2021/01/21	1.3655	1.3746	1.3654	1.3732
2021/01/20	0.1544	0.1547	0.1543	0.1545	2021/01/20	1.2128	1.2158	1.2077	1.2110	2021/01/20	1.3634	1.3718	1.3624	1.3655
2021/01/19	0.1540	0.1543	0.1539	0.1542	2021/01/19	1.2077	1.2145	1.2074	1.2128	2021/01/19	1.3584	1.3637	1.3578	1.3634
2021/01/18	0.1542	0.1543	0.1537	0.1537	2021/01/18	1.2077	1.2086	1.2054	1.2078	2021/01/18	1.3587	1.3599	1.3521	1.3583

JPYUSD					MXNUSD					NZDUSD				
Date	Open	High	Low	Close	Date	Open	High	Low	Close	Date	Open	High	Low	Close
2021/01/22	0.9662	0.9663	0.9626	0.9632	2021/01/22	5.0703	5.0703	5.0016	5.0185	2021/01/22	0.7217	0.7226	0.7167	0.7179
2021/01/21	0.9656	0.9678	0.9646	0.9661	2021/01/21	5.1013	5.1149	5.0498	5.0703	2021/01/21	0.7172	0.7223	0.7172	0.7217
2021/01/20	0.9623	0.9666	0.9622	0.9655	2021/01/20	5.0876	5.1138	5.0838	5.1013	2021/01/20	0.7119	0.7176	0.7115	0.7172
2021/01/19	0.9643	0.9648	0.9608	0.9623	2021/01/19	5.0802	5.1017	5.0690	5.0876	2021/01/19	0.7112	0.7141	0.7103	0.7119
2021/01/18	0.9630	0.9649	0.9622	0.9643	2021/01/18	5.0430	5.0834	5.0087	5.0802	2021/01/18	0.7139	0.7140	0.7097	0.7112

Nikkei 225 - Japan (NIX)					出来高	
Date	Open	High	Low	Close	(ドル建て終値)	出来高
2021/01/22	28580.20	28697.32	28528.12	28631.45	275.76	0 1213515900
2021/01/21	28710.41	28844.60	28677.61	28756.86	277.82	669452400 1140504500
2021/01/20	28798.74	28800.23	28404.91	28523.26	275.39	676615600 1146303300
2021/01/19	28405.49	28720.91	28376.84	28633.46	275.54	697918000 1004046800
2021/01/18	28238.68	28348.86	28111.54	28242.21	272.35	581759100 905439700
週4本値	28238.68	28844.60	28111.54	28631.45	275.76	(N225銘柄計) (東証一部全体計)

XAUUSD				
Date	Open	High	Low	Close
2021/01/22	1870.09	1870.89	1837.63	1853.87
2021/01/21	1871.26	1875.07	1858.58	1869.83
2021/01/20	1840.53	1871.79	1833.04	1871.40
2021/01/19	1838.09	1845.38	1833.17	1839.96
2021/01/18	1828.23	1840.79	1804.01	1837.59
週4本値	1828.23	1875.07	1804.01	1853.87

Dow Jones Industrial - USA (DJIA)					5営業日以内に休業日あり	
Date	Open	High	Low	Close	出来高	
2021/01/22	31141.56	31141.56	30908.47	30996.98	436040000	
2021/01/21	31198.01	31272.22	31120.92	31176.01	418780000	
2021/01/20	31017.54	31235.98	30997.79	31188.38	384980000	
2021/01/19	30887.42	31086.62	30865.03	30930.52	386400000	
2021/01/15	30926.77	30941.98	30612.67	30814.26	433000000	
週4本値	30926.77	31272.22	30612.67	30996.98		

Historical Data by **Stooq**
 Arrangement by **FX_勝てば官軍?**

Crude Light Oil						
Date	Open	High	Low	Close	出来高	
2021/01/22	53.10	53.16	51.44	52.27	848620	
2021/01/21	52.93	53.41	52.75	53.13	746105	
2021/01/20	53.06	53.83	52.83	53.31	939528	
2021/01/19	52.00	53.18	51.81	52.98	1170364	
2021/01/18	52.09	52.60	51.83	52.12		
週4本値	52.09	53.83	51.44	52.27		

USDJPY					EURJPY					GBPJPY				
日付	始値	高値	安値	終値	日付	始値	高値	安値	終値	日付	始値	高値	安値	終値
2021/01/22	103.51	103.89	103.49	103.83	2021/01/22	125.95	126.40	125.92	126.32	2021/01/22	142.14	142.21	141.52	142.03
2021/01/21	103.57	103.67	103.33	103.51	2021/01/21	125.42	125.97	125.38	125.95	2021/01/21	141.42	142.22	141.40	142.14
2021/01/20	103.92	103.93	103.45	103.58	2021/01/20	126.04	126.19	125.27	125.43	2021/01/20	141.68	142.33	141.09	141.43
2021/01/19	103.70	104.09	103.65	103.92	2021/01/19	125.24	126.21	125.20	126.03	2021/01/19	140.86	141.74	140.80	141.68
2021/01/18	103.84	103.93	103.64	103.70	2021/01/18	125.41	125.49	125.09	125.25	2021/01/18	141.09	141.20	140.36	140.86

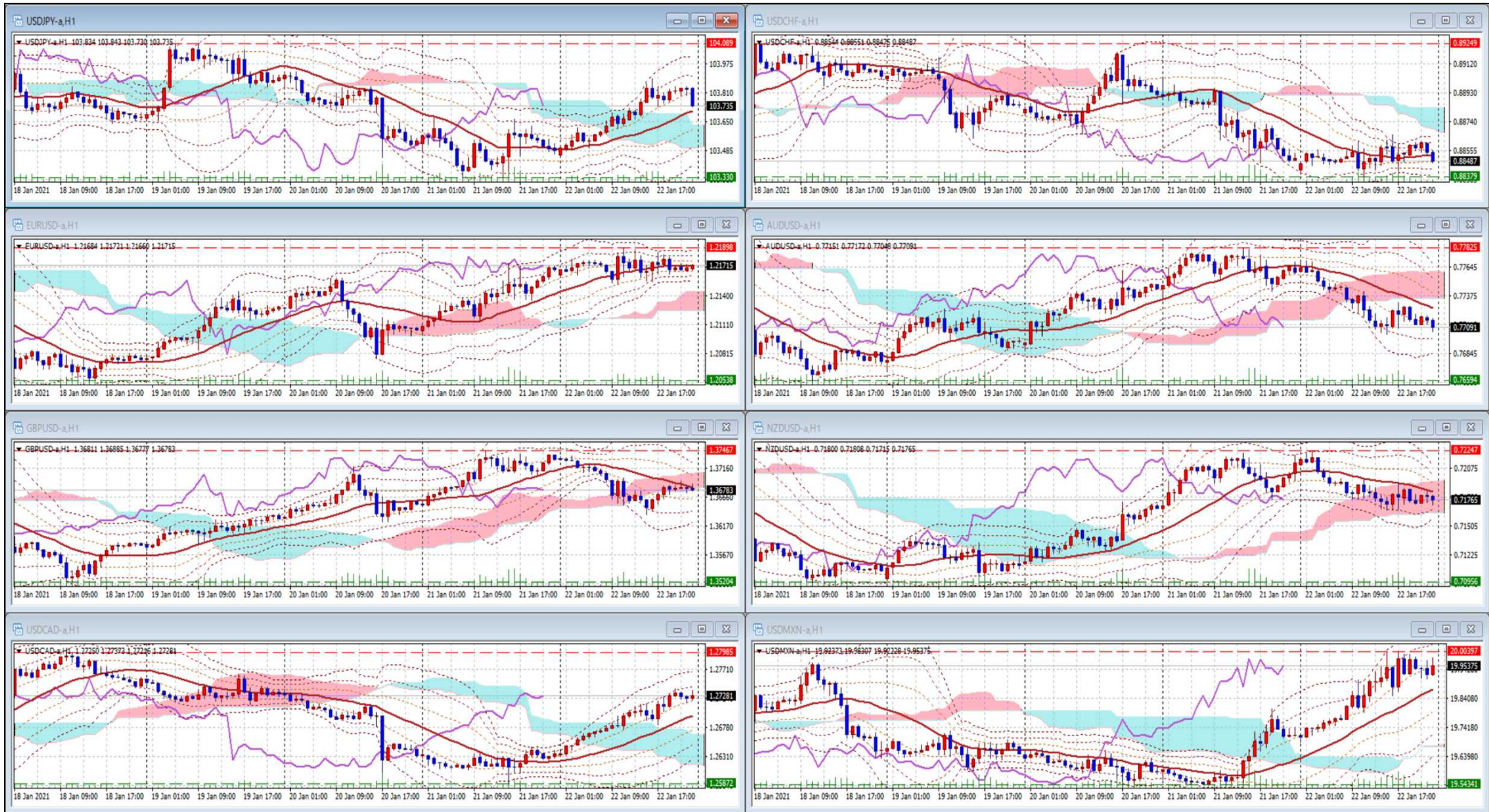
USDJPY Weekly					EURJPY Weekly					GBPJPY Weekly				
日付	始値	高値	安値	終値	日付	始値	高値	安値	終値	日付	始値	高値	安値	終値
2021/01/22	103.84	104.09	103.33	103.83	2021/01/22	125.41	126.40	125.09	126.32	2021/01/22	141.09	142.33	140.36	142.03
2021/01/15	103.94	104.40	103.53	103.89	2021/01/15	126.99	127.00	125.41	125.48	2021/01/15	140.93	142.25	140.35	141.12
2021/01/08	103.22	104.09	102.60	103.96	2021/01/08	126.36	127.50	126.05	127.08	2021/01/08	141.04	141.37	139.52	140.96
2020/12/31	103.62	103.90	102.96	103.29	2020/12/31	126.16	127.18	125.66	126.18	2020/12/31	140.46	141.26	133.71	141.22
2020/12/24	103.11	103.89	103.11	103.69	2020/12/24	126.51	127.01	125.91	126.30	2020/12/24	140.09	141.22	136.99	140.27

先週のIMM取り扱い対ドル8通貨チャート

※ 赤点線は週最高値/青天線は週最低値、BB中心線はSMA21

2021/01/18 ~ 2021/01/22

Chart by OANDA Japan MetaTrader4



Pivot Maker Ver 3.0 by FX_勝てば官軍?

<http://fx.najirane.com>