

JAPANESE YEN - CHICAGO MERCANTILE EXCHANGE

Code-097741

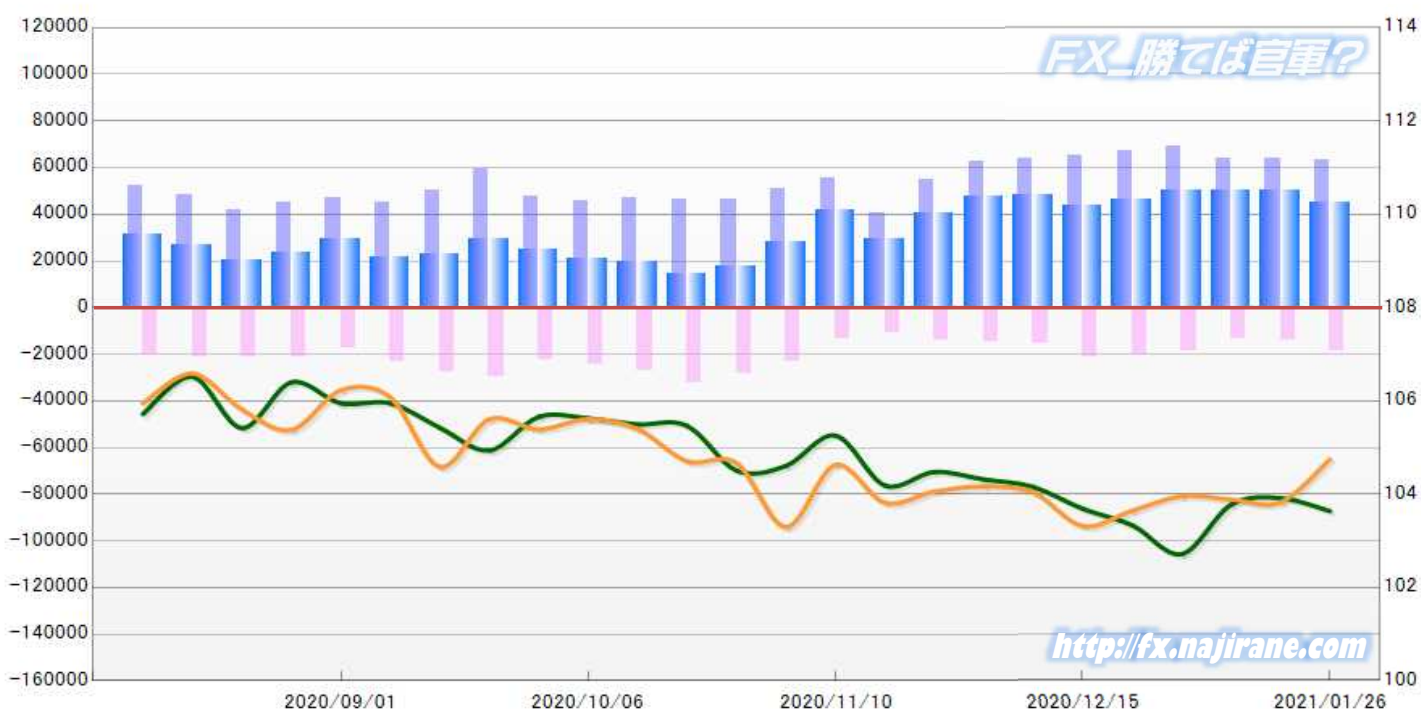
2020/07/28 ~ 2021/01/26

2021/01/29 NYクローズ時公表値

Report_Date	Non Commercial Positions												火曜日 引け値	金曜日 引け値
	Long	増減	増減(%)	Short	増減	増減(%)	売り越し	増減	増減(%)	売買計	増減	増減(%)		
2021/01/26	63463	-680	-1.1%	18471	4342	30.7%	-44992	-5022	-10.0%	81934	3662	4.7%	103.64	104.75
2021/01/19	64143	286	0.4%	14129	792	5.9%	-50014	-506	-1.0%	78272	1078	1.4%	103.92	103.83
2021/01/12	63857	-5306	-7.7%	13337	-5636	-29.7%	-50520	330	0.7%	77194	-10942	-12.4%	103.78	103.89
2021/01/05	69163	2193	3.3%	18973	-1904	-9.1%	-50190	4097	8.9%	88136	289	0.3%	102.72	103.96
2020/12/21	66970	1594	2.4%	20877	-536	-2.5%	-46093	2130	4.8%	87847	1058	1.2%	103.34	103.65
2020/12/15	65376	1791	2.8%	21413	5994	38.9%	-43963	-4203	-8.7%	86789	7785	9.9%	103.69	103.32
2020/12/08	63585	1136	1.8%	15419	473	3.2%	-48166	663	1.4%	79004	1609	2.1%	104.16	104.04
2020/12/01	62449	7977	14.6%	14946	716	5.0%	-47503	7261	18.0%	77395	8693	12.7%	104.32	104.17
2020/11/24	54472	14159	35.1%	14230	3584	33.7%	-40242	10575	35.6%	68702	17743	34.8%	104.48	104.06
2020/11/17	40313	-15331	-27.6%	10646	-3104	-22.6%	-29667	-12227	-29.2%	50959	-18435	-26.6%	104.19	103.82
2020/11/10	55644	4632	9.1%	13750	-9164	-40.0%	-41894	13796	49.1%	69394	-4532	-6.1%	105.26	104.63
2020/11/03	51012	4881	10.6%	22914	-5324	-18.9%	-28098	10205	57.0%	73926	-443	-0.6%	104.61	103.30
2020/10/27	46131	-393	-0.8%	28238	-4103	-12.7%	-17893	3710	26.2%	74369	-4496	-5.7%	104.51	104.67
2020/10/20	46524	-721	-1.5%	32341	5072	18.6%	-14183	-5793	-29.0%	78865	4351	5.8%	105.47	104.71
2020/10/13	47245	1466	3.2%	27269	2592	10.5%	-19976	-1126	-5.3%	74514	4058	5.8%	105.50	105.40
2020/10/06	45779	-1756	-3.7%	24677	1931	8.5%	-21102	-3687	-14.9%	70456	175	0.2%	105.63	105.61
2020/09/29	47535	-11498	-19.5%	22746	-6706	-22.8%	-24789	-4792	-16.2%	70281	-18204	-20.6%	105.66	105.39
2020/09/22	59033	8673	17.2%	29452	1981	7.2%	-29581	6692	29.2%	88485	10654	13.7%	104.94	105.61
2020/09/15	50360	5510	12.3%	27471	4363	18.9%	-22889	1147	5.3%	77831	9873	14.5%	105.43	104.59
2020/09/08	44850	-1804	-3.9%	23108	6058	35.5%	-21742	-7862	-26.6%	67958	4254	6.7%	105.95	106.08
2020/09/01	46654	1676	3.7%	17050	-4312	-20.2%	-29604	5988	25.4%	63704	-2636	-4.0%	105.95	106.23
2020/08/25	44978	3261	7.8%	21362	229	1.1%	-23616	3032	14.7%	66340	3490	5.6%	106.40	105.38
2020/08/18	41717	-6441	-13.4%	21133	-9	0.0%	-20584	-6432	-23.8%	62850	-6450	-9.3%	105.42	105.82
2020/08/11	48158	-3915	-7.5%	21142	498	2.4%	-27016	-4413	-14.0%	69300	-3417	-4.7%	106.52	106.59
2020/08/04	52073	-10851	-17.2%	20644	-13773	-40.0%	-31429	2922	10.3%	72717	-24624	-25.3%	105.72	105.95
2020/07/28	62924			34417			-28507			97341			105.07	105.83

JAPANESE YEN - CHICAGO MERCANTILE EXCHANGE
FUTURES ONLY POSITIONS

— 金曜終値 — 火曜終値 Short枚数 Long枚数 ■ 売り越し or 買い越し枚数



EURO FX - CHICAGO MERCANTILE EXCHANGE

Code-099741

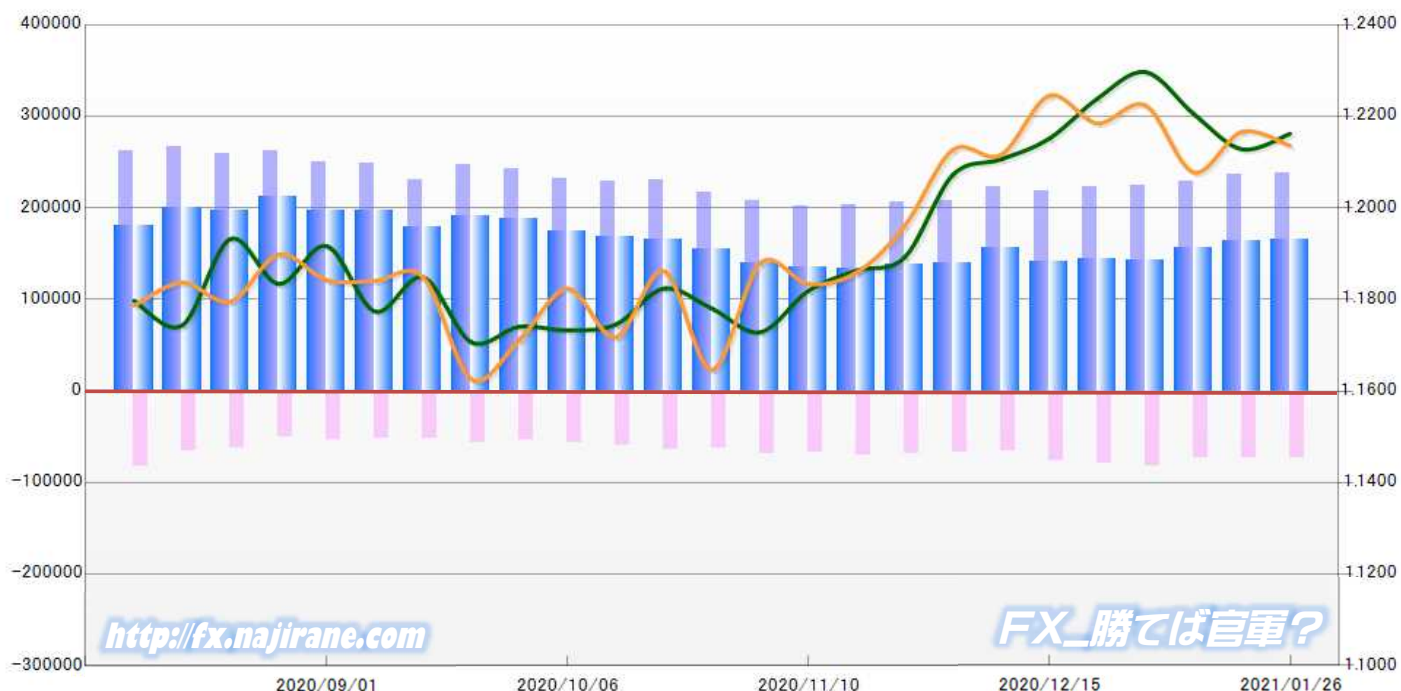
2020/07/28 ~ 2021/01/26

2021/01/29 NYクローズ時公表値

Report_Date	Non Commercial Positions											火曜日 引け値	金曜日 引け値	
	Long	増減			Short	増減			売り越し	増減				売買計
2021/01/26	238099	1566	0.7%	72755	-312	-0.4%	-165344	1878	1.1%	310854	1254	0.4%	1.2162	1.2136
2021/01/19	236533	7776	3.4%	73067	200	0.3%	-163466	7576	4.9%	309600	7976	2.6%	1.2128	1.2166
2021/01/12	228757	3925	1.7%	72867	-8974	-11.0%	-155890	12899	9.0%	301624	-5049	-1.6%	1.2206	1.2078
2021/01/05	224832	2389	1.1%	81841	3300	4.2%	-142991	-911	-0.6%	306673	5689	1.9%	1.2297	1.2224
2020/12/21	222443	3733	1.7%	78541	1664	2.2%	-143902	2069	1.5%	300984	5397	1.8%	1.2239	1.2185
2020/12/15	218710	-3811	-1.7%	76877	10785	16.3%	-141833	-14596	-9.3%	295587	6974	2.4%	1.2151	1.2245
2020/12/08	222521	15219	7.3%	66092	-1316	-2.0%	-156429	16535	11.8%	288613	13903	5.1%	1.2106	1.2116
2020/12/01	207302	948	0.5%	67408	-696	-1.0%	-139894	1644	1.2%	274710	252	0.1%	1.2072	1.2127
2020/11/24	206354	2803	1.4%	68104	-1487	-2.1%	-138250	4290	3.2%	274458	1316	0.5%	1.1892	1.1961
2020/11/17	203551	1177	0.6%	69591	2504	3.7%	-133960	-1327	-1.0%	273142	3681	1.4%	1.1863	1.1859
2020/11/10	202374	-5863	-2.8%	67087	-801	-1.2%	-135287	-5062	-3.6%	269461	-6664	-2.4%	1.1819	1.1834
2020/11/03	208237	-9206	-4.2%	67888	6000	9.7%	-140349	-15206	-9.8%	276125	-3206	-1.1%	1.1728	1.1880
2020/10/27	217443	-12435	-5.4%	61888	-2047	-3.2%	-155555	-10388	-6.3%	279331	-14482	-4.9%	1.1780	1.1647
2020/10/20	229878	1583	0.7%	63935	4277	7.2%	-165943	-2694	-1.6%	293813	5860	2.0%	1.1824	1.1863
2020/10/13	228295	-3074	-1.3%	59658	2597	4.6%	-168637	-5671	-3.3%	287953	-477	-0.2%	1.1745	1.1718
2020/10/06	231369	-10598	-4.4%	57061	3210	6.0%	-174308	-13808	-7.3%	288430	-7388	-2.5%	1.1733	1.1824
2020/09/29	241967	-5082	-2.1%	53851	-2376	-4.2%	-188116	-2706	-1.4%	295818	-7458	-2.5%	1.1741	1.1712
2020/09/22	247049	16354	7.1%	56227	4108	7.9%	-190822	12246	6.9%	303276	20462	7.2%	1.1707	1.1626
2020/09/15	230695	-17988	-7.2%	52119	250	0.5%	-178576	-18238	-9.3%	282814	-17738	-5.9%	1.1849	1.1849
2020/09/08	248683	-2184	-0.9%	51869	-2251	-4.2%	-196814	67	0.0%	300552	-4435	-1.5%	1.1774	1.1841
2020/09/01	250867	-11194	-4.3%	54120	3811	7.6%	-196747	-15005	-7.1%	304987	-7383	-2.4%	1.1917	1.1842
2020/08/25	262061	2817	1.1%	50309	-11992	-19.2%	-211752	14809	7.5%	312370	-9175	-2.9%	1.1834	1.1899
2020/08/18	259244	-6834	-2.6%	62301	-4026	-6.1%	-196943	-2808	-1.4%	321545	-10860	-3.3%	1.1932	1.1795
2020/08/11	266078	3969	1.5%	66327	-15134	-18.6%	-199751	19103	10.6%	332405	-11165	-3.2%	1.1743	1.1837
2020/08/04	262109	19982	8.3%	81461	-3107	-3.7%	-180648	23089	14.7%	343570	16875	5.2%	1.1797	1.1787
2020/07/28	242127			84568			-157559			326695			1.1721	1.1782

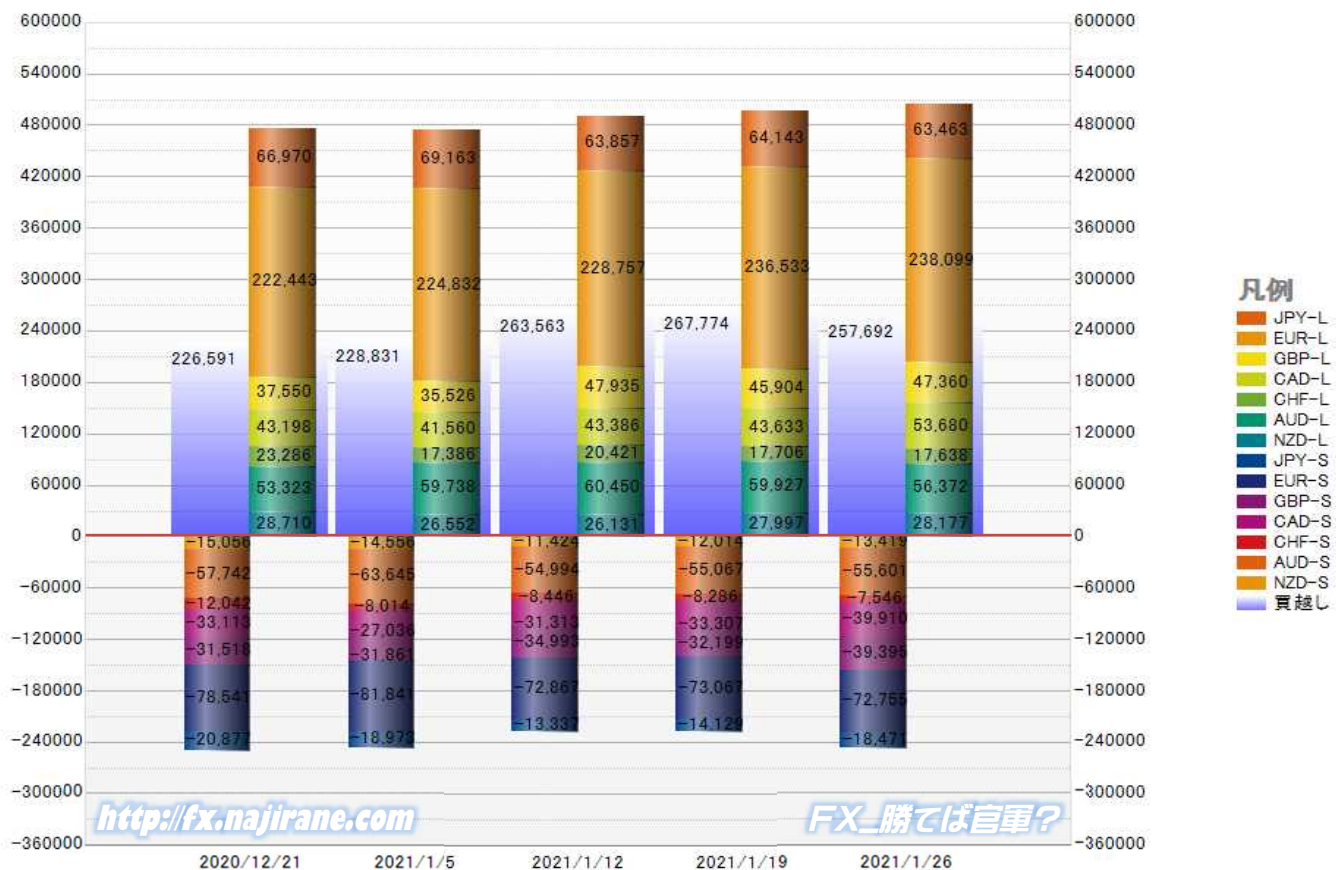
**EURO FX - CHICAGO MERCANTILE EXCHANGE
FUTURES ONLY POSITIONS**

— 金曜締め最終値 — 火曜締め最終値 — Short枚数 — Long枚数 ■ 売り越し or 買い越し枚数



	2020/12/21			2021/01/05			2021/01/12			2021/01/19			2021/01/26		
	Long	Short	売り越し	Long	Short	売り越し	Long	Short	売り越し	Long	Short	売り越し	Long	Short	売り越し
JPY	66970	20877	-46093	69163	18973	-50190	63857	13337	-50520	64143	14129	-50014	63463	18471	-44992
	前週比 枚数増減 (枚)			2193	-1904	4097	-5306	-5636	330	286	792	-506	-680	4342	-5022
	前週比 枚数増減 (%)			3.3%	-9.1%	8.9%	-7.7%	-29.7%	0.7%	0.4%	5.9%	-1.0%	-1.1%	30.7%	-10.0%
EUR	222443	78541	-143902	224832	81841	-142991	228757	72867	-155890	236533	73067	-163466	238099	72755	-165344
	前週比 枚数増減 (枚)			2389	3300	-911	3925	-8974	12899	7776	200	7576	1566	-312	1878
	前週比 枚数増減 (%)			1.1%	4.2%	-0.6%	1.7%	-11.0%	9.0%	3.4%	0.3%	4.9%	0.7%	-0.4%	1.1%
GBP	37550	31518	-6032	35526	31861	-3665	47935	34993	-12942	45904	32199	-13705	47360	39395	-7965
	前週比 枚数増減 (枚)			-2024	343	-2367	12409	3132	9277	-2031	-2794	763	1456	7196	-5740
	前週比 枚数増減 (%)			-5.4%	1.1%	-39.2%	34.9%	9.8%	253.1%	-4.2%	-8.0%	5.9%	3.2%	22.3%	-41.9%
AUD	53323	57742	4419	59738	63645	3907	60450	54994	-5456	59927	55067	-4860	56372	55601	-771
	前週比 枚数増減 (枚)			6415	5903	-512	712	-8651	9363	-523	73	-596	-3555	534	-4089
	前週比 枚数増減 (%)			12.0%	10.2%	-11.6%	1.2%	-13.6%	239.6%	-0.9%	0.1%	-10.9%	-5.9%	1.0%	-84.1%
CAD	43198	33113	-10085	41560	27036	-14524	43386	31313	-12073	43633	33307	-10326	53680	39910	-13770
	前週比 枚数増減 (枚)			-1638	-6077	4439	1826	4277	-2451	247	1994	-1747	10047	6603	3444
	前週比 枚数増減 (%)			-3.8%	-18.4%	44.0%	4.4%	15.8%	-16.9%	0.6%	6.4%	-14.5%	23.0%	19.8%	33.4%
CHF	23286	12042	-11244	17386	8014	-9372	20421	8446	-11975	17706	8286	-9420	17638	7546	-10092
	前週比 枚数増減 (枚)			-5900	-4028	-1872	3035	432	2603	-2715	-160	-2555	-68	-740	672
	前週比 枚数増減 (%)			-25.3%	-33.4%	-16.6%	17.5%	5.4%	27.8%	-13.3%	-1.9%	-21.3%	-0.4%	-8.9%	7.1%
NZD	28710	15056	-13654	26552	14556	-11996	26131	11424	-14707	27997	12014	-15983	28177	13419	-14758
	前週比 枚数増減 (枚)			-2158	-500	-1658	-421	-3132	2711	1866	590	1276	180	1405	-1225
	前週比 枚数増減 (%)			-7.5%	-3.3%	-12.1%	-1.6%	-21.5%	22.6%	7.1%	5.2%	8.7%	0.6%	11.7%	-7.7%
MXN	56598	64847	8249	52578	60301	7723	57570	63022	5452	52890	60577	7687	58301	59251	950
	前週比 枚数増減 (枚)			-4020	-4546	-526	4992	2721	-2271	-4680	-2445	2235	5411	-1326	-6737
	前週比 枚数増減 (%)			-7.1%	-7.0%	-6.4%	9.5%	4.5%	-29.4%	-8.1%	-3.9%	41.0%	10.2%	-2.2%	-87.6%
Total All 8	532078	313736	-218342	527335	306227	-221108	548507	290396	-258111	548733	288646	-260087	563090	306348	-256742
	前週比 枚数増減 (枚)			-4743	-7509	2766	21172	-15831	37003	226	-1750	1976	14357	17702	-3345
	前週比 枚数増減 (%)			-0.9%	-2.4%	1.3%	4.0%	-5.2%	16.7%	0.0%	-0.6%	0.8%	2.6%	6.1%	-1.3%
Total 7 (MXN除く)	475480	248889	-226591	474757	245926	-228831	490937	227374	-263563	495843	228069	-267774	504789	247097	-257692
	前週比 枚数増減 (枚)			-723	-2963	2240	16180	-18552	34732	4906	695	4211	8946	19028	-10082
	前週比 枚数増減 (%)			-0.2%	-1.2%	1.0%	3.4%	-7.5%	15.2%	1.0%	0.3%	1.6%	1.8%	8.3%	-3.8%

直近5週 CFTC IMM主要7通貨の構成

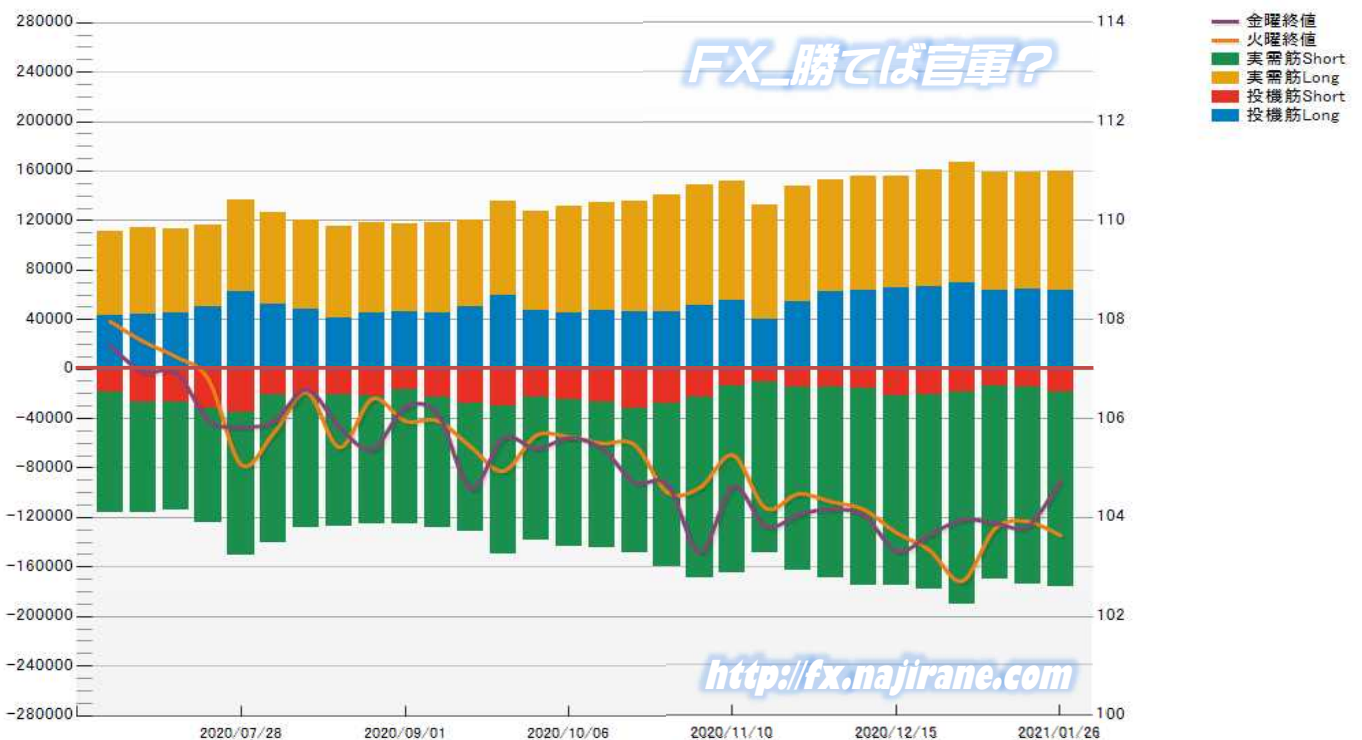


**JAPANESE YEN - CHICAGO MERCANTILE EXCHANGE
FUTURES ONLY POSITIONS**

Code-097741
2021/01/29 公表値

Date	投機筋集計				実需筋集計				投機筋+実需筋合計				ドル円終値	
	円買い	円売り	売り越し	売買計	円買い	円売り	売り越し	売買計	円買い	円売り	売り越し	売買計	火曜締め	金曜締め
2021/01/26	63463	18471	-44992	81934	96095	157655	61560	253750	159558	176126	16568	335684	103.64	104.75
2021/01/19	64143	14129	-50014	78272	94924	159866	64942	254790	159067	173995	14928	333062	103.92	103.83
2021/01/12	63857	13337	-50520	77194	94609	156406	61797	251015	158466	169743	11277	328209	103.78	103.89
2021/01/05	69163	18973	-50190	88136	98129	171246	73117	269375	167292	190219	22927	357511	102.72	103.96
2020/12/21	66970	20877	-46093	87847	93605	156671	63066	250276	160575	177548	16973	338123	103.34	103.65
2020/12/15	65376	21413	-43963	86789	90761	153874	63113	244635	156137	175287	19150	331424	103.69	103.32
2020/12/08	63585	15419	-48166	79004	92587	159561	66974	252148	156172	174980	18808	331152	104.16	104.04
2020/12/01	62449	14946	-47503	77395	90038	153443	63405	243481	152487	168389	15902	320876	104.32	104.17
2020/11/24	54472	14230	-40242	68702	93462	148259	54797	241721	147934	162489	14555	310423	104.48	104.06
2020/11/17	40313	10646	-29667	50959	92697	137577	44880	230274	133010	148223	15213	281233	104.19	103.82
2020/11/10	55644	13750	-41894	69394	96135	151491	55356	247626	151779	165241	13462	317020	105.26	104.63
2020/11/03	51012	22914	-28098	73926	97895	145570	47675	243465	148907	168484	19577	317391	104.61	103.30
2020/10/27	46131	28238	-17893	74369	94605	131414	36809	226019	140736	159652	18916	300388	104.51	104.67
2020/10/20	46524	32341	-14183	78865	88750	115778	27028	204528	135274	148119	12845	283393	105.47	104.71
2020/10/13	47245	27269	-19976	74514	86989	117085	30096	204074	134234	144354	10120	278588	105.50	105.40
2020/10/06	45779	24677	-21102	70456	86102	119068	32966	205170	131881	143745	11864	275626	105.63	105.61
2020/09/29	47535	22746	-24789	70281	79984	116054	36070	196038	127519	138800	11281	266319	105.66	105.39
2020/09/22	59033	29452	-29581	88485	76239	119883	43644	196122	135272	149335	14063	284607	104.94	105.61
2020/09/15	50360	27471	-22889	77831	69658	104286	34628	173944	120018	131757	11739	251775	105.43	104.59
2020/09/08	44850	23108	-21742	67958	73161	105346	32185	178507	118011	128454	10443	246465	105.95	106.08
2020/09/01	46654	17050	-29604	63704	70342	108353	38011	178695	116996	125403	8407	242399	105.95	106.23
2020/08/25	44978	21362	-23616	66340	73477	103640	30163	177117	118455	125002	6547	243457	106.40	105.38
2020/08/18	41717	21133	-20584	62850	73149	105667	32518	178816	114866	126800	11934	241666	105.42	105.82
2020/08/11	48158	21142	-27016	69300	72712	107449	34737	180161	120870	128591	7721	249461	106.52	106.59
2020/08/04	52073	20644	-31429	72717	74165	120290	46125	194455	126238	140934	14696	267172	105.72	105.95
2020/07/28	62924	34417	-28507	97341	73649	115708	42059	189357	136573	150125	13552	286698	105.07	105.83
2020/07/21	50854	31547	-19307	82401	65447	92194	26747	157641	116301	123741	7440	240042	106.79	105.97
2020/07/14	45111	26785	-18326	71896	67691	87431	19740	155122	112802	114216	1414	227018	107.25	106.94
2020/07/07	44043	27231	-16812	71274	70580	88421	17841	159001	114623	115652	1029	230275	107.56	106.94
2020/06/30	42755	18894	-23861	61649	68918	97342	28424	166260	111673	116236	4563	227909	107.96	107.48

**JAPANESE YEN - CHICAGO MERCANTILE EXCHANGE
FUTURES ONLY POSITIONS Code-097741**

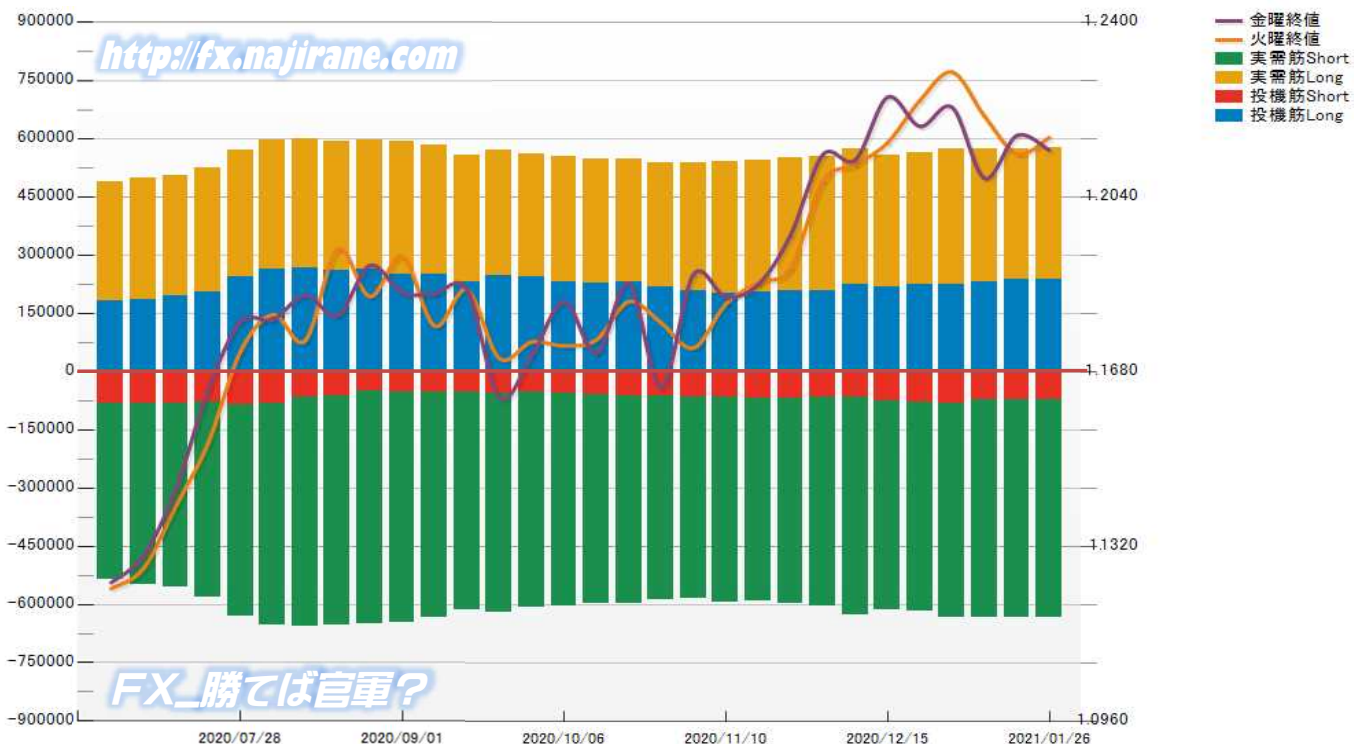


EURO FX - CHICAGO MERCANTILE EXCHANGE
FUTURES ONLY POSITIONS

Code-099741
2021/01/29 公表値

Date	投機筋集計				実需筋集計				投機筋+実需筋合計				ユーロドル終値	
	EUR買い	EUR売り	売り越し	売買計	EUR買い	EUR売り	売り越し	売買計	EUR買い	EUR売り	売り越し	売買計	火曜締め	金曜締め
2021/01/26	238099	72755	-165344	310854	339228	559856	220628	899084	577327	632611	55284	1209938	1.2162	1.2136
2021/01/19	236533	73067	-163466	309600	337268	559646	222378	896914	573801	632713	58912	1206514	1.2128	1.2166
2021/01/12	228757	72867	-155890	301624	345185	560987	215802	906172	573942	633854	59912	1207796	1.2206	1.2078
2021/01/05	224832	81841	-142991	306673	349449	550714	201265	900163	574281	632555	58274	1206836	1.2297	1.2224
2020/12/21	222443	78541	-143902	300984	339342	538743	199401	878085	561785	617284	55499	1179069	1.2239	1.2185
2020/12/15	218710	76877	-141833	295587	338345	537607	199262	875952	557055	614484	57429	1171539	1.2151	1.2245
2020/12/08	222521	66092	-156429	288613	349005	562077	213072	911082	571526	628169	56643	1199695	1.2106	1.2116
2020/12/01	207302	67408	-139894	274710	345848	536756	190908	882604	553150	604164	51014	1157314	1.2072	1.2127
2020/11/24	206354	68104	-138250	274458	342250	530912	188662	873162	548604	599016	50412	1147620	1.1892	1.1961
2020/11/17	203551	69591	-133960	273142	338363	522088	183725	860451	541914	591679	49765	1133593	1.1863	1.1859
2020/11/10	202374	67087	-135287	269461	339154	526728	187574	865882	541528	593815	52287	1135343	1.1819	1.1834
2020/11/03	208237	67888	-140349	276125	329671	516373	186702	846044	537908	584261	46353	1122169	1.1728	1.1880
2020/10/27	217443	61888	-155555	279331	320086	526904	206818	846990	537529	588792	51263	1126321	1.1780	1.1647
2020/10/20	229878	63935	-165943	293813	316168	535679	219511	851847	546046	599614	53568	1145660	1.1824	1.1863
2020/10/13	228295	59658	-168637	287953	320037	538976	218939	859013	548332	598634	50302	1146966	1.1745	1.1718
2020/10/06	231369	57061	-174308	288430	322277	548547	226270	870824	553646	605608	51962	1159254	1.1733	1.1824
2020/09/29	241967	53851	-188116	295818	319362	554998	235636	874360	561329	608849	47520	1170178	1.1741	1.1712
2020/09/22	247049	56227	-190822	303276	324148	563561	239413	887709	571197	619788	48591	1190985	1.1707	1.1626
2020/09/15	230695	52119	-178576	282814	326724	561883	235159	888607	557419	614002	56583	1171421	1.1849	1.1849
2020/09/08	248683	51869	-196814	300552	332939	581988	249049	914927	581622	633857	52235	1215479	1.1774	1.1841
2020/09/01	250867	54120	-196747	304987	340434	592019	251585	932453	591301	646139	54838	1237440	1.1917	1.1842
2020/08/25	262061	50309	-211752	312370	332664	600646	267982	933310	594725	650955	56230	1245680	1.1834	1.1899
2020/08/18	259244	62301	-196943	321545	332209	591573	259364	923782	591453	653874	62421	1245327	1.1932	1.1795
2020/08/11	266078	66327	-199751	332405	332842	589103	256261	921945	598920	655430	56510	1254350	1.1743	1.1837
2020/08/04	262109	81461	-180648	343570	332310	573668	241358	905978	594419	655129	60710	1249548	1.1797	1.1787
2020/07/28	242127	84568	-157559	326695	328605	546114	217509	874719	570732	630682	59950	1201414	1.1721	1.1782
2020/07/21	204185	79138	-125047	283323	320979	501647	180668	822626	525164	580785	55621	1105949	1.1533	1.1642
2020/07/14	194252	83340	-110912	277592	309455	471519	162064	780974	503707	554859	51152	1058566	1.1402	1.1437
2020/07/07	185159	81562	-103597	266721	311843	466973	155130	778816	497002	548535	51533	1045537	1.1274	1.1300
2020/06/30	180387	81432	-98955	261819	306839	453967	147128	760806	487226	535399	48173	1022625	1.1232	1.1245

EURO FX - CHICAGO MERCANTILE EXCHANGE
FUTURES ONLY POSITIONS Code-099741



Bitcoin/USD 及び CME Futures (当月及び限月別)

※取引単位=5ビットコイン
(CME CFビットコイン参考基準レート=BRRを対象)

Bitcoin/USD					CME Futures		2021/01		2021/02		2021/03		2021/04		2021/05	
Date	Open	High	Low	Close	Volume	OpenInt	Close	Volume	Close	Volume	Close	Volume	Close	Volume	Close	Volume
2020/10/22	12939	13219	12706	13153	9304	12098	13470	70	13490		13530		0		0	
2020/10/23	13156	13196	12736	12929	5035	12125	13300	7	13350		13390		0		0	
2020/10/26	13021	13241	12805	13054	8217	12043	13370	168	13420		13460		0		0	
2020/10/27	13056	13752	13052	13737	14227	12665	14095	55	14115	4	14125	2	0		0	
2020/10/28	13737	13855	12911	13268	15553	11852	13570	58	13640	3	13620	1	0		0	
2020/10/29	13267	13642	12989	13418	11910	12246	13965	35	14035	3	14120	15	0		0	
2020/10/30	13412	13674	13141	13637	6609	11024	13935	118	14050	41	14105	12	0		0	
2020/11/2	13698	13826	13224	13580	5651	11001	14030	67	14085	55	14125	18	14180		0	
2020/11/3	13582	13847	13303	13832	4595	11278	14070	57	14160	14	14265	3	14320		0	
2020/11/4	13832	14255	13542	14123	10691	11360	14390	93	14535	13	14575	23	14630		0	
2020/11/5	14122	15561	14085	15555	9044	11952	15510	182	15580	90	15700	130	15755		0	
2020/11/6	15559	15945	15223	15486	9805	11978	15905	132	16025	132	16085	84	16140		0	
2020/11/9	15520	15810	14837	15249	14404	11340	15740	263	15815	131	15990	26	16045		0	
2020/11/10	15254	15475	15100	15385	7061	11619	15595	94	15730	37	15845	15	15900	1	0	
2020/11/11	15382	15979	15289	15813	7061	11614	16075	94	16240	37	16300	15	16355	1	0	
2020/11/12	15810	16337	15498	16220	7269	11498	16490	57	16655	13	16695	7	16750	0	0	
2020/11/13	16226	16482	15978	16210	4715	11292	16540	53	16635	6	16790	7	16845	0	0	
2020/11/16	15942	16874	15879	16734	6815	11665	17150	188	17280	103	17400	50	17455	0	0	
2020/11/17	16728	17852	16568	17597	11293	11509	18025	196	18125	86	18240	82	18295	2	0	
2020/11/18	17604	18456	17284	17838	16288	11046	17950	364	18070	115	18210	57	18265	0	0	
2020/11/19	17835	18168	17379	17889	8376	11051	18360	145	18480	70	18630	36	18685	0	0	
2020/11/20	17881	18807	17730	18640	12414	11306	19030	314	19135	143	19255	73	19300	2	0	
2020/11/23	18628	18691	18030	18421	16067	11755	18785	413	18890	252	19015	84	19060	0	0	
2020/11/24	18421	19419	18129	19122	19521	12336	19520	728	19635	196	19800	81	19845	0	0	
2020/11/25	19127	19487	18656	18756	17159	12330	19345	364	19465	211	19575	97	19620	0	0	
2020/11/26	18778	18905	16275	17196	0	0	0	0	0	0	0	0	0	0	0	
2020/11/27	17200	17478	16469	17079	18111	10815	17085	1173	17205	311	17320	136	17390		17460	
2020/11/30	18161	19842	18156	19484	14685	11597	19900	1840	20030	511	20175	235	20350	65	20420	
2020/12/1	19490	19909	18262	18939	15183	11812	19450	1191	19575	277	19720	139	19835	11	20065	1
2020/12/2	18952	19333	18357	19118	8819	11743	19450	584	19580	211	19750	30	19865		20050	
2020/12/3	19134	19604	18892	19479	7967	11721	19725	619	19875	90	20050	55	20170		20355	
2020/12/4	19483	19547	18712	18979	8368	11613	19245	539	19405	170	19570	81	19770	10	19925	
2020/12/7	19145	19413	18912	19124	6025	11852	19315	594	19475	131	19640	65	19765	22	19920	
2020/12/8	19126	19294	18550	18550	8197	11750	18970	615	19115	170	19290	83	19465	4	19620	
2020/12/9	18472	18605	17672	18561	7639	11071	18600	681	18720	133	18860	65	19025	8	19180	
2020/12/10	18560	18636	17931	18336	7842	10888	18590	661	18720	156	18850	66	19035	6	19190	
2020/12/11	18334	18382	17605	17990	6851	10701	18165	595	18325	112	18425	66	18525	20	18680	
2020/12/14	19111	19330	19010	19282	7487	11074	19465	929	19655	253	19845	175	20010	6	20165	
2020/12/15	19286	19552	19065	19472	6785	11370	19805	674	20000	150	20215	140	20330	4	20485	
2020/12/16	19473	21435	19308	21377	17368	11993	21280	3611	21510	448	21755	378	21915	11	22070	
2020/12/17	21397	23692	21245	23024	21478	12244	23285	3763	23530	398	23800	446	24135	37	24290	2
2020/12/18	22976	23263	22364	22774	9119	12559	23240	1797	23560	101	23840	103	24160	11	24380	2
2020/12/21	23485	24073	22056	23173	18959	12603	23160	4907	23460	468	23785	553	24110	75	24330	
2020/12/22	23185	23743	22390	23743	18468	12911	23805	6595	24105	525	24440	269	24770	4	24990	
2020/12/23	23724	24045	22666	23281	13829	12586	23745	6174	24075	386	24355	376	24720	11	24940	
2020/12/24	23270	23465	22722	23333	4806	10840	23685	4309	23955	265	24300	227	24610	5	24830	
2020/12/28	26474	27429	26089	26821	19511	10613	27110	17470	27405	1012	27755	969	28190	57	28505	3
2020/12/29	26826	27173	25883	27043	8992	10653	27210	7633	27510	678	27810	666	28100	15	28415	
2020/12/30	27012	28985	26940	28742	14785	11009	29155	13789	29495	531	29790	411	30225	53	30540	
2021/1/31	28732	29301	27976	29170	6472	10850	29385	5529	29655	657	30000	262	30290	21	30525	3
2021/1/4	33148	33621	28497	31388	17234	11125	31550	14997	31980	1399	32385	783	32855	52	33065	3
2021/1/5	31387	34486	29998	34285	9616	11296	34515	8153	34925	730	35375	677	35780	45	35695	10
2021/1/6	34310	36478	33465	36074	21469	11288	36565	19469	37055	1283	37545	615	38000	86	38245	13
2021/1/7	36058	40301	36053	39632	19737	11380	39625	16834	40100	2235	40630	634	41190	30	41570	2
2021/1/8	39675	41946	36697	39037	18636	11304	39520	15379	39970	2315	40505	804	41030	75	41675	2
2021/1/11	38456	38661	30314	34468	27690	12234	33780	22205	34225	3629	34680	1709	35115	129	37320	9
2021/1/12	34470	36609	32527	33683	18040	12039	34500	14576	34925	2669	35420	674	35935	105	36330	13
2021/1/13	33649	37804	32436	37219	11919	12265	36375	9785	36810	1458	37330	547	37765	85	38130	43
2021/1/14	37165	40046	36786	38941	12611	12148	39605	10507	40080	1424	40520	443	41035	139	41535	98
2021/1/15	38873	39678	34459	35585	17310	12089	35625	14051	36100	2254	36535	812	36900	141	37290	50
2021/1/18	36215	37424	34823	36506	0	0	0	0	0	0	0	0	0	0	0	
2021/1/19	36464	37833	36117	36695	18337	11945	36595	14757	37060	2163	37575	1062	38075	246	38535	109
2021/1/20	36686	36705	33537	35030	13613	11834	35035	9615	35470	2605	35875	1116	36350	146	36715	129
2021/1/21	35008	35666	30121	30824	18667	11773	31920	13373	32290	3165	32570	1768	32930	281	33245	69
2021/1/22	30857	33850	28823	33555	18817	11111	33580	12897	33945	3775	34265	1753	34610	256	34960	127
2021/1/25	32181	34868	31938	32487	13238	10902	33440	8771	33825	3419	34210	869	34635	130	35040	44
2021/1/26	32488	32792	30872	32657	13724	10787	31950	8494	32300	3882	32565	1165	32855	140	33155	41
2021/1/27	32736	32937	29272	30611	24655	10705	31475	13653	31635	8212	31905	2075	32175	426	32445	249
2021/1/28	30601	33548	29938	33548	13911	9984	32650	7271	32790	5466	33085	1016	33450	88	33775	50



Date	BTC(BitCoin)/JPY					ETH(Ethereum)/JPY					XRP(Ripple)/JPY				
	Open	High	Low	Close	Volume	Open	High	Low	Close	Volume	Open	High	Low	Close	Volume
2020/11/30	1892088.88	2056797.00	1892088.88	2047112.00	4978414.61	59927.62	64167.74	59547.57	64132.38	2115019.25	63.1055	70.1409	62.5619	69.2950	1814770.64
2020/12/1	2047939.75	2071979.38	1912313.88	1961340.75	5177286.94	64156.14	66312.67	59664.81	61263.79	2835037.78	69.3136	70.8878	62.0333	63.9340	1771742.47
2020/12/2	1961209.88	2019381.13	1914914.63	2005563.63	3905163.66	61257.26	63203.93	60352.85	62498.20	1763468.30	63.9412	66.4321	62.4785	65.7926	1344787.22
2020/12/3	2006068.50	2030814.25	1976919.88	2019103.25	3315468.54	62509.36	64605.61	61455.33	64035.64	1676531.66	65.8033	66.4709	64.3160	65.5697	1026331.06
2020/12/4	2019266.00	2025161.00	1948013.88	1948281.88	3529079.58	64037.11	64246.55	59312.23	59319.59	1702172.73	65.5683	65.6815	56.9538	58.0597	1003228.04
2020/12/5	1948138.13	1996279.38	1936665.88	1995631.50	2838323.40	59318.91	62157.79	58668.68	62157.79	1406324.03	58.0416	62.0790	57.4891	60.8893	892436.58
2020/12/6	1965926.25	2019035.75	1968924.38	2015928.00	2635828.96	62155.00	63220.14	60888.40	62724.09	1176608.15	60.8886	65.2086	60.5867	64.5938	1071290.55
2020/12/7	2015720.38	2022230.63	1969066.00	1996138.00	2795713.22	62712.43	62808.98	60891.61	61558.14	1115046.41	64.5795	64.8833	61.6603	63.3558	802811.69
2020/12/8	1996127.38	2005654.88	1903304.00	1908000.63	3300498.34	61564.11	61880.63	57546.30	57780.87	1499532.26	63.3278	63.4909	57.7651	58.1983	864667.20
2020/12/9	1907973.63	1942480.13	1869074.63	1934939.88	3589611.62	57777.25	60160.81	55553.89	59806.65	1653572.42	58.1807	62.7323	52.7381	60.8610	1319087.12
2020/12/10	1934875.63	1934875.63	1872298.75	1902819.50	2661461.92	59809.25	59920.45	57323.40	58306.46	1216032.09	60.8681	61.1985	57.9858	59.6895	1010055.67
2020/12/11	2042798.75	2024932.38	1968924.38	2015928.00	2903977.70	61088.54	63520.14	55978.66	56769.47	1154410.37	59.7008	60.7187	55.3206	56.4804	1113781.57
2020/12/12	1827553.88	1967800.75	1877004.75	1955806.00	2262529.43	56746.72	59634.18	56712.09	59137.82	887696.44	56.8234	56.8234	50.6906	56.6717	1136337.05
2020/12/13	1956129.38	2015912.25	1948595.38	1990195.25	2646034.32	59142.25	61760.38	58721.64	61306.11	943029.05	52.7006	54.8101	50.6832	53.1759	887344.06
2020/12/14	1990414.63	2008261.38	1978209.00	2001886.75	2337571.07	61318.50	61395.62	59844.16	60952.34	845186.60	53.1908	53.7728	51.0044	51.7682	739572.78
2020/12/15	2001915.50	2024562.00	1986411.75	2012560.00	2771779.75	60953.45	62040.77	60449.55	61086.12	966697.51	51.7656	52.7057	48.2877	48.6850	938332.10
2020/12/16	2042798.75	2202954.00	2008940.25	2205172.75	459344.59	61088.54	65891.00	60246.87	65830.66	1636733.27	48.6815	58.8552	45.8285	58.8403	1058544.94
2020/12/17	2204940.25	2437723.75	2198829.50	2352375.25	7362774.63	65827.80	69495.89	64830.66	66312.58	2628239.22	58.8259	67.4320	56.3822	59.4848	2210517.16
2020/12/18	2352543.75	2406264.25	2186835.00	2390579.50	4172816.86	66317.53	68618.85	65258.63	67654.19	1627917.69	59.4912	63.0540	56.9900	60.3670	1543252.24
2020/12/19	2390053.00	2488514.50	2358396.75	2466195.25	3976475.58	67634.80	69096.27	66807.42	68117.67	1325668.70	60.3587	62.1937	58.6882	59.8382	1155987.99
2020/12/20	2465361.75	2504488.75	2391586.75	2429418.75	3916101.83	68106.01	68182.33	64706.50	66050.02	1384126.83	59.8204	60.5012	55.7058	57.5406	994604.99
2020/12/21	2492750.00	2486863.50	2253808.25	2356493.25	4738465.32	64842.55	67349.67	63901.12	65809.02	1527776.58	32.9207	33.3595	29.7234	30.5028	1053393.25
2020/12/22	235558.75	2462657.50	2319128.25	2461945.25	4572511.22	62978.13	65741.23	60954.52	65718.15	1526449.07	53.4058	53.8931	42.5373	46.4219	1566658.55
2020/12/23	2461836.75	2488312.50	2361100.00	2406239.50	5295300.97	62510.09	66004.41	58022.91	60433.55	1580055.52	46.3721	46.3721	22.9211	26.7737	2049273.09
2020/12/24	2406121.25	2463742.75	2358198.75	2460278.75	4258102.91	60477.15	63628.08	58877.40	63394.31	1484028.57	26.8266	38.1079	25.2473	35.0156	1735409.40
2020/12/25	2460032.00	2557495.75	2429769.00	2552806.00	4354079.32	63388.86	65506.35	62697.45	64833.51	1399416.13	34.9651	39.3829	29.5155	32.9224	1689243.28
2020/12/26	2554071.25	2706320.50	2538032.50	2706233.50	5002429.39	64842.55	67349.67	63901.12	65809.02	1527776.58	32.9207	33.3595	29.7234	30.5028	1053393.25
2020/12/27	2736475.25	2927895.25	2685002.75	2719941.50	6882589.77	65814.33	73629.24	65032.67	70673.20	2701436.55	30.5074	31.8226	27.9706	29.3027	957675.93
2020/12/28	2728264.25	2832838.00	2713211.50	2808532.00	5086889.90	70731.54	77462.39	70731.54	75737.83	2511734.74	29.3366	31.6877	24.8221	25.7118	869979.36
2020/12/29	2808221.25	2834583.00	2694519.00	2833544.50	4687560.38	75733.81	76536.79	71766.20	75753.30	1937603.51	25.6822	25.7491	18.1091	22.8819	1343129.30
2020/12/30	2833301.50	2987243.00	2833301.50	2974300.25	5289154.40	75748.40	77879.55	74326.74	77512.71	1783549.12	22.8757	24.2989	20.1155	21.8453	917221.26
2020/12/31	2974364.25	3018188.25	2906920.25	2994152.00	4827005.95	77513.50	77836.20	74888.12	76171.20	1437814.63	21.8411	23.5158	21.2965	22.6970	553779.94
2021/1/1	2993356.00	3056116.50	2973696.50	3032586.75	4204995.52	76161.38	77340.67	74314.95	75403.13	1409432.66	22.6969	25.7359	22.4329	24.5138	607921.33
2021/1/2	3028243.75	3422933.75	3003373.00	3316818.50	7006424.72	75406.76	81229.05	74137.61	79962.98	2038036.83	24.5370	24.6112	22.8029	22.8837	492832.43
2021/1/3	3317039.50	3572986.75	3309080.50	3384645.75	8121949.54	79960.59	103967.13	79656.01	100718.24	4666812.24	22.8928	24.5444	22.4203	23.3181	527581.73
2021/1/4	3387632.00	3443506.50	2950516.25	3297439.25	8370835.61	100878.39	118791.75	107284.95	107284.95	5873152.71	23.3378	26.4155	22.5707	24.4098	633449.82
2021/1/5	3297968.25	3538100.75	3110727.50	3490580.50	6936232.14	107415.50	116479.98	101591.23	112956.33	4265200.33	24.4056	24.8092	22.7961	23.2843	552301.20
2021/1/6	3492756.00	3799387.50	3438863.75	3793687.00	7564041.13	113058.90	124596.67	109409.36	124358.05	4605034.83	23.2962	27.7832	22.9296	25.8475	778090.31
2021/1/7	3794666.75	4173615.25	3772641.75	4086832.25	8798564.53	124457.57	133224.11	120696.11	127229.07	4200702.64	25.8506	37.9240	25.5184	33.8400	565181.98
2021/1/8	4087945.50	4359517.50	3825391.50	4240709.00	9158338.55	127259.15	132242.41	111742.28	127249.20	4608384.79	33.8490	35.9254	30.2740	33.5981	1021346.12
2021/1/9	4239776.50	4307225.50	4051868.25	4184379.50	6443129.76	127201.73	135534.88	122891.13	133165.42	3454514.84	33.5905	35.3276	32.0042	33.9823	746807.04
2021/1/10	4184364.50	4305546.00	3737003.50	3992690.50	8325547.94	133143.98	140114.22	124052.10	131392.81	4227995.80	33.9737	37.9639	30.3360	33.1370	1004275.71
2021/1/11	3991659.00	3991659.00	3182565.50	3704101.25	12842973.85	131327.89	131327.89	96379.97	113531.01	6324982.46	33.0959	33.0959	27.0238	30.0874	1019277.59
2021/1/12	3698780.50	3808505.00	3407298.00	3519536.75	7757793.01	113362.44	119720.95	105535.26	108257.25	3890097.73	30.0636	32.8620	29.1118	30.3080	680337.89
2021/1/13	3518723.25	3906184.75	3376941.25	3874520.25	7202027.56	108289.04	117838.24	103091.48	117403.54	3126269.68	30.2982	32.0804	29.7379	31.7280	501682.21
2021/1/14	3875428.50	4153278.75	3835694.75	4069231.75	6605916.21	117350.77	129019.09	113729.14	126524.77	3469406.22	31.7235	32.0162	29.5532	30.6784	547985.99
2021/1/15	4066052.25	4106715.25	3598930.50	3825602.75	7039325.59	126880.34	129756.66	113245.21	121736.02	3736954.91	30.6920	31.3048	27.4877	29.1299	514792.61
2021/1/16	3825216.50	3932214.75	3700188.25	3756738.00	5992210.55	121695.35	133959.17	120219.23	128090.54	3356029.90	29.1182	30.6526	28.7675	29.0948	427432.02
2021/1/17	3755233.25	3811814.75	3537758.50	3719322.25	5441078.98	128081.80	131420.13	121948.51	127835.81	3040407.00	29.0821	29.6222	28.1045	28.8249	362520.40
2021/1/18	3719421.75	3870621.50	3618140.00	3798850.25	5134784.39	127850.47	130620.59	123197.18	130390.57	2677489.59	28.8237	29.8588	28.2892	29.5330	335923.54
2021/1/19	3800111.00	3921553.50	3747671.00	3747671.00	5947700.53	130406.65	148767.28	130037.58	143101.73	4903681.26	29.5388	33.9229	29.4377	30.5793	580090.71
2021/1/20	3745624.75	3778198.50	3477062.25	3681275.25	6921294.83	142889.00	145998.47	129085.64	143146.38	4844888.74	30.5695	32.0210	29.2746	30.7070	468948.72
2021/1/21	3681445.75	3682315.50	3131449.50	3190721.75	7829700.47	143188.86	143188.86	113077.12	116092.13	4754400.53	30.7017	31.7074	27.2368	27.8382	460971.32
2021/1/22	3189886.25	3510278.75	2999337.75	3425502.75	8012955.91	115814.53	132036.28	108419.03	128331.41	4558064.27	27.8206	28.8328	25.3600	28.3124	467215.70
2021/1/															

Date	日経平均(^N225)					CME日経平均先物ドル建て(NKD)					CME日経平均先物円建て(NIY)					USDJPY
	Open	High	Low	Close	Volume	Open	High	Low	Close	Volume	Open	High	Low	Close	Volume	
2021-01-29	28,320.72	28,320.72	27,629.80	27,663.39		28,390.0	28,390.0	27,580.0	27,720.0	11,770	28,380.0	28,395.0	27,565.0	27,780.0	2,047,760	104.75
2021-01-28	28,169.27	28,360.48	27,975.85	28,197.42	#####	28,195.0	28,535.0	27,825.0	28,410.0	6,502	28,195.0	28,520.0	27,810.0	28,395.0	2,047,760	104.23
2021-01-27	28,665.34	28,754.99	28,542.00	28,635.21	69,000,000.0	28,720.0	28,760.0	28,095.0	28,195.0	6,502	28,690.0	28,745.0	28,085.0	28,180.0	37,478	104.08
2021-01-26	28,696.30	28,740.71	28,527.81	28,546.18	63,500,000.0	28,825.0	28,825.0	28,515.0	28,725.0	4,090	28,805.0	28,810.0	28,495.0	28,710.0	22,763	103.64
2021-01-25	28,698.89	28,822.29	28,566.85	28,822.29	57,300,000.0	28,630.0	28,855.0	28,480.0	28,840.0	5,329	28,630.0	28,840.0	28,460.0	28,825.0	33,611	103.77
2021-01-24																
2021-01-22	28,580.20	28,698.18	28,527.16	28,631.45	66,900,000.0	28,690.0	28,700.0	28,410.0	28,625.0	5,033	28,670.0	28,680.0	28,395.0	28,610.0	24,771	103.83
2021-01-21	28,710.41	28,846.15	28,677.61	28,756.86	67,700,000.0	28,705.0	28,855.0	28,520.0	28,680.0	5,033	28,665.0	28,830.0	28,500.0	28,665.0	23,994	103.51
2021-01-20	28,798.74	28,801.19	28,402.11	28,523.26	69,800,000.0	28,760.0	28,835.0	28,405.0	28,725.0	7,564	28,735.0	28,815.0	28,380.0	28,700.0	30,201	103.58
2021-01-19	28,405.49	28,720.91	28,373.34	28,633.46	58,200,000.0	28,300.0	28,800.0	28,120.0	28,735.0	9,704	28,280.0	28,775.0	28,090.0	28,715.0	46,244	103.92
2021-01-17																
2021-01-15	28,777.47	28,820.50	28,477.03	28,519.18	74,100,000.0	28,850.0	28,925.0	28,170.0	28,350.0	8,418	28,820.0	28,895.0	28,140.0	28,320.0	33,805	103.89
2021-01-14	28,442.73	28,979.53	28,411.58	28,698.26	81,900,000.0	28,450.0	28,995.0	28,420.0	28,875.0	8,418	28,425.0	28,965.0	28,385.0	28,850.0	40,320	103.82
2021-01-13	28,140.10	28,503.43	28,133.59	28,456.59	70,900,000.0	28,180.0	28,520.0	28,125.0	28,465.0	5,478	28,150.0	28,500.0	28,100.0	28,445.0	25,509	103.87
2021-01-12	28,004.37	28,287.37	27,899.45	28,164.34	78,800,000.0	28,075.0	28,295.0	27,975.0	28,215.0	4,341	28,065.0	28,265.0	27,940.0	28,190.0	25,298	103.78
2021-01-11						28,335.0	28,355.0	27,965.0	28,045.0	6,731	28,300.0	28,340.0	27,935.0	28,020.0	20,798	104.22
2021-01-10																
2021-01-08	27,720.14	28,139.03	27,667.75	28,139.03	84,900,000.0	27,615.0	28,380.0	27,615.0	28,315.0	7,319	27,590.0	28,370.0	27,580.0	28,290.0	42,411	103.96
2021-01-07	27,340.46	27,624.73	27,340.46	27,490.13	98,900,000.0	27,365.0	27,675.0	27,330.0	27,625.0	4,323	27,340.0	27,645.0	27,300.0	27,595.0	33,161	103.85
2021-01-06	27,102.85	27,196.40	27,002.18	27,055.94	72,700,000.0	27,165.0	27,480.0	26,955.0	27,340.0	9,294	27,130.0	27,455.0	26,930.0	27,315.0	41,719	103.07
2021-01-05	27,151.38	27,279.78	27,073.46	27,158.63	55,000,000.0	27,145.0	27,275.0	26,965.0	27,160.0	5,224	27,110.0	27,250.0	26,940.0	27,130.0	28,232	102.72
2021-01-04	27,575.57	27,602.11	27,042.32	27,258.38	51,500,000.0	27,585.0	27,685.0	27,040.0	27,125.0	8,337	27,505.0	27,655.0	27,020.0	27,100.0	37,850	103.13
2021-01-03																
2020-12-31						27,490.0	27,585.0	27,430.0	27,535.0	4,120	27,460.0	27,555.0	27,410.0	27,510.0	7,759	103.29
2020-12-30	27,559.10	27,572.57	27,338.56	27,444.17	50,600,000.0	27,530.0	27,630.0	27,350.0	27,435.0	4,120	27,505.0	27,605.0	27,320.0	27,405.0	22,086	103.22
2020-12-29	26,936.38	27,602.52	26,921.14	27,568.15	59,400,000.0	26,930.0	27,715.0	26,895.0	27,515.0	6,098	26,895.0	27,680.0	26,870.0	27,480.0	33,072	103.55
2020-12-28	26,691.29	26,854.03	26,664.60	26,854.03	50,700,000.0	26,595.0	26,955.0	26,545.0	26,925.0	2,722	26,525.0	26,930.0	26,510.0	26,900.0	14,243	103.78
2020-12-27																
2020-12-24	26,635.11	26,764.53	26,605.26	26,668.35	47,900,000.0	26,635.0	26,785.0	26,600.0	26,700.0	3,516	26,495.0	26,700.0	26,355.0	26,655.0	26,646	103.69
2020-12-23	26,580.43	26,585.21	26,414.74	26,524.79	56,000,000.0	26,525.0	26,725.0	26,390.0	26,670.0	3,190	26,510.0	26,590.0	26,305.0	26,555.0	26,380	103.54
2020-12-22	26,559.33	26,639.99	26,361.66	26,436.39	58,600,000.0	26,530.0	26,620.0	26,335.0	26,585.0	3,190	26,510.0	26,590.0	26,305.0	26,555.0	26,380	103.62
2020-12-21	26,834.10	26,905.67	26,533.63	26,714.42	60,700,000.0	26,895.0	27,000.0	26,195.0	26,545.0	6,222	26,865.0	26,965.0	26,160.0	26,515.0	44,844	103.34
2020-12-20																
2020-12-18	26,775.53	26,824.29	26,707.30	26,763.39	73,800,000.0	26,805.0	26,920.0	26,680.0	26,740.0	2,283	26,730.0	26,885.0	26,640.0	26,705.0	22,210	103.32
2020-12-17	26,744.50	26,843.05	26,676.28	26,806.67	61,500,000.0	26,795.0	26,835.0	26,650.0	26,785.0	2,283	26,755.0	26,810.0	26,620.0	26,750.0	15,445	103.11
2020-12-16	26,835.59	26,874.98	26,717.03	26,757.40	61,300,000.0	26,800.0	26,845.0	26,690.0	26,790.0	2,642	26,770.0	26,805.0	26,655.0	26,755.0	20,743	103.45
2020-12-15	26,683.11	26,736.84	26,605.54	26,687.84	59,300,000.0	26,645.0	26,810.0	26,575.0	26,795.0	2,901	26,620.0	26,780.0	26,540.0	26,760.0	19,049	103.69
2020-12-14	26,659.53	26,648.69	26,732.44	26,732.44	60,000,000.0	26,680.0	26,840.0	26,590.0	26,690.0	4,294	26,715.0	26,800.0	26,550.0	26,655.0	25,241	104.03
2020-12-13																
2020-12-11	26,732.85	26,819.41	26,553.01	26,652.52	74,900,000.0	26,700.0	26,795.0	26,410.0	26,565.0	3,668	26,665.0	26,760.0	26,370.0	26,535.0	25,832	104.04
2020-12-10	26,688.50	26,852.77	26,639.98	26,756.24	69,200,000.0	26,665.0	26,845.0	26,640.0	26,715.0	3,668	26,605.0	26,785.0	26,565.0	26,645.0	30,132	104.24
2020-12-09	26,526.34	26,826.78	26,520.60	26,817.94	61,800,000.0	26,570.0	26,910.0	26,510.0	26,685.0	9,338	26,525.0	26,850.0	26,450.0	26,630.0	23,638	104.29
2020-12-08	26,380.32	26,523.30	26,327.08	26,467.08	55,100,000.0	26,365.0	26,580.0	26,320.0	26,575.0	11,780	26,305.0	26,515.0	26,260.0	26,505.0	21,575	104.16
2020-12-07	26,894.25	26,894.25	26,500.32	26,547.44	61,600,000.0	26,850.0	26,955.0	26,325.0	26,435.0	12,065	26,825.0	26,895.0	26,265.0	26,380.0	22,378	104.05
2020-12-06																
2020-12-04	26,697.26	26,799.83	26,646.08	26,751.24	61,600,000.0	26,765.0	26,875.0	26,655.0	26,855.0	4,553	26,700.0	26,815.0	26,640.0	26,805.0	3,135	104.17
2020-12-03	26,740.30	26,868.09	26,719.23	26,809.37	69,500,000.0	26,875.0	26,920.0	26,700.0	26,725.0	4,553	26,750.0	26,800.0	26,655.0	26,655.0	370	103.86
2020-12-02	26,884.99	26,889.90	26,695.28	26,800.98	80,200,000.0	26,885.0	26,915.0	26,690.0	26,830.0	6,196	26,755.0	26,825.0	26,700.0	26,770.0	124	104.43
2020-12-01	26,624.20	26,852.16	26,618.39	26,787.54	73,200,000.0	26,515.0	26,970.0	26,460.0	26,910.0	6,640	26,545.0	26,890.0	26,545.0	26,850.0	40	104.32
2020-11-30	26,830.10	26,834.20	26,405.83	26,433.62	#####	26,825.0	26,940.0	26,305.0	26,315.0	6,940	26,850.0	26,865.0	26,250.0	26,250.0	147	104.35
2020-11-29																
2020-11-27	26,530.28	26,672.40	26,419.05	26,644.71	86,200,000.0	26,460.0	26,715.0	26,190.0	26,310.0	6,593	26,600.0	26,600.0	26,125.0	26,240.0	24	104.06
2020-11-25	26,468.52	26,706.42	26,296.86	26,296.86	92,500,000.0	26,460.0	26,715.0	26,190.0	26,310.0	6,593	26,600.0	26,600.0	26,125.0	26,240.0	24	104.45
2020-11-24	25,901.45	26,261.78	25,901.45	26,165.59	81,700,000.0	25,935.0	26,530.0	25,935.0	26,475.0	6,413	26,125.0	26,435.0	26,055.0	26,405.0	36	104.48
2020-11-23						25,705.0	26,060.0	25,660.0	25,940.0	3,866	25,780.0	25,940.0	25,780.0	25,870.0	15	104.50

日経平均とCME日経平均先物(ドル建て/円建て)及びドル円相関



過去5日及び過去4週の4本値と各種ピボット

2021/01/25 ~ 2021/01/29

USD/JPY										Demark										Pivot										Fibonacci Zone									
当日のOHLCLから計算される翌日の										TD Range Projection										TD pivot points																			
日足	Open	High	Low	Close	値幅/日	引け形態	真の高値	真の安値	予想高値	予想安値	予想高値	予想安値	StopLoss	Support	Pivot	Resistance	StopLoss	3-days AVG	Support Zone 2	Support Zone 1	BP	Resistance Zone 1	Resistance Zone 2																
													LBOP	S2	S1	PP	R1	R2	HBOP																				
2021/01/25	103.82	104.94	103.56	104.75	138p	陽線引け	104.94	103.56	105.54	104.15	105.54	104.15	102.51	103.03	103.89	104.42	105.27	105.80	106.66	104.03	Bull	102.50 ~ 103.03	103.56 ~ 103.72	104.42	105.11 ~ 105.27	105.80 ~ 106.33													

EUR/JPY										Demark										Pivot										Fibonacci Zone									
当日のOHLCLから計算される翌日の										TD Range Projection										TD pivot points																			
日足	Open	High	Low	Close	値幅/日	引け形態	真の高値	真の安値	予想高値	予想安値	予想高値	予想安値	StopLoss	Support	Pivot	Resistance	StopLoss	3-days AVG	Support Zone 2	Support Zone 1	BP	Resistance Zone 1	Resistance Zone 2																
													LBOP	S2	S1	PP	R1	R2	HBOP																				
2021/01/25	126.33	127.34	125.60	127.13	174p	陽線引け	127.34	125.60	128.10	126.36	128.10	126.36	124.30	124.95	126.04	126.69	127.78	128.43	129.51	126.20	Bull	124.29 ~ 124.95	125.62 ~ 125.82	126.69	127.56 ~ 127.76	128.43 ~ 129.09													

EUR/USD										Demark										Pivot										Fibonacci Zone									
当日のOHLCLから計算される翌日の										TD Range Projection										TD pivot points																			
日足	Open	High	Low	Close	値幅/日	引け形態	真の高値	真の安値	予想高値	予想安値	予想高値	予想安値	StopLoss	Support	Pivot	Resistance	StopLoss	3-days AVG	Support Zone 2	Support Zone 1	BP	Resistance Zone 1	Resistance Zone 2																
													LBOP	S2	S1	PP	R1	R2	HBOP																				
2021/01/25	1.2168	1.2183	1.2116	1.2144	67p	陰線引け	1.2168	1.2116	1.2203	1.2135	1.2203	1.2135	1.2045	1.2081	1.2112	1.2148	1.2179	1.2215	1.2246																				

GBP/JPY										Demark										Pivot										Fibonacci Zone									
当日のOHLCLから計算される翌日の										TD Range Projection										TD pivot points																			
日足	Open	High	Low	Close	値幅/日	引け形態	真の高値	真の安値	予想高値	予想安値	予想高値	予想安値	StopLoss	Support	Pivot	Resistance	StopLoss	3-days AVG	Support Zone 2	Support Zone 1	BP	Resistance Zone 1	Resistance Zone 2																
													LBOP	S2	S1	PP	R1	R2	HBOP																				
2021/01/25	142.01	142.33	140.36	142.03	197p	陽線引け	142.03	140.36	143.17	141.20	143.17	141.20	138.85	139.61	140.82	141.58	142.79	143.55	144.76	141.14	Bull	138.85 ~ 139.61	140.36 ~ 140.59	141.58	142.56 ~ 142.79	143.55 ~ 144.30													

GBP/USD										Demark										Pivot										Fibonacci Zone									
当日のOHLCLから計算される翌日の										TD Range Projection										TD pivot points																			
日足	Open	High	Low	Close	値幅/日	引け形態	真の高値	真の安値	予想高値	予想安値	予想高値	予想安値	StopLoss	Support	Pivot	Resistance	StopLoss	3-days AVG	Support Zone 2	Support Zone 1	BP	Resistance Zone 1	Resistance Zone 2																
													LBOP	S2	S1	PP	R1	R2	HBOP																				
2021/01/25	1.3679	1.3723	1.3649	1.3675	74p	陰線引け	1.3679	1.3649	1.3707	1.3633	1.3707	1.3633	1.3567	1.3608	1.3641	1.3682	1.3715	1.3756	1.3789																				

IMM扱い8通貨/ダウ/日経/金/オイル/主要クロス円の過去5日及び過去5週の4本値

AUDUSD					CADUSD					CHFUSD				
Date	Open	High	Low	Close	Date	Open	High	Low	Close	Date	Open	High	Low	Close
2021/01/29	0.7676	0.7704	0.7631	0.7642	2021/01/29	0.7799	0.7850	0.7767	0.7820	2021/01/29	1.1254	1.1268	1.1222	1.1226
2021/01/28	0.7661	0.7698	0.7592	0.7676	2021/01/28	0.7809	0.7820	0.7763	0.7800	2021/01/28	1.1253	1.1274	1.1212	1.1255
2021/01/27	0.7746	0.7764	0.7644	0.7662	2021/01/27	0.7878	0.7883	0.7799	0.7816	2021/01/27	1.1275	1.1285	1.1214	1.1253
2021/01/26	0.7714	0.7754	0.7669	0.7746	2021/01/26	0.7849	0.7880	0.7823	0.7878	2021/01/26	1.1262	1.1285	1.1241	1.1275
2021/01/25	0.7709	0.7747	0.7683	0.7714	2021/01/25	0.7856	0.7882	0.7825	0.7850	2021/01/25	1.1291	1.1302	1.1245	1.1262

CNYUSD					EURUSD					GBPUSD				
Date	Open	High	Low	Close	Date	Open	High	Low	Close	Date	Open	High	Low	Close
2021/01/29	0.1545	0.1549	0.1543	0.1548	2021/01/29	1.2122	1.2156	1.2095	1.2136	2021/01/29	1.3728	1.3752	1.3657	1.3702
2021/01/28	0.1538	0.1541	0.1535	0.1540	2021/01/28	1.2109	1.2142	1.2081	1.2122	2021/01/28	1.3693	1.3746	1.3630	1.3728
2021/01/27	0.1545	0.1546	0.1543	0.1544	2021/01/27	1.2161	1.2170	1.2059	1.2109	2021/01/27	1.3735	1.3759	1.3659	1.3693
2021/01/26	0.1541	0.1544	0.1541	0.1542	2021/01/26	1.2143	1.2176	1.2108	1.2162	2021/01/26	1.3675	1.3744	1.3610	1.3735
2021/01/25	0.1540	0.1543	0.1539	0.1540	2021/01/25	1.2168	1.2183	1.2116	1.2144	2021/01/25	1.3679	1.3723	1.3649	1.3675

JPYUSD					MXNUSD					NZDUSD				
Date	Open	High	Low	Close	Date	Open	High	Low	Close	Date	Open	High	Low	Close
2021/01/29	0.9594	0.9595	0.9529	0.9546	2021/01/29	4.9404	4.9747	4.8679	4.8767	2021/01/29	0.7174	0.7226	0.7151	0.7185
2021/01/28	0.9609	0.9609	0.9573	0.9594	2021/01/28	4.9321	4.9673	4.8884	4.9404	2021/01/28	0.7159	0.7196	0.7106	0.7174
2021/01/27	0.9649	0.9654	0.9597	0.9609	2021/01/27	5.0004	5.0023	4.9228	4.9321	2021/01/27	0.7237	0.7245	0.7147	0.7159
2021/01/26	0.9637	0.9657	0.9631	0.9649	2021/01/26	4.9728	5.0137	4.9288	5.0004	2021/01/26	0.7197	0.7248	0.7168	0.7237
2021/01/25	0.9632	0.9646	0.9621	0.9637	2021/01/25	5.0059	5.0358	4.9427	4.9728	2021/01/25	0.7173	0.7217	0.7171	0.7197

Nikkei 225 - Japan (NIX)						
Date	Open	High	Low	Close	(ドル建て終値)	出来高
2021/01/29	28320.72	28320.72	27629.80	27663.39	264.09	0
2021/01/28	28169.27	28360.31	27981.05	28197.42	270.53	917379400
2021/01/27	28665.34	28752.00	28542.78	28635.21	275.14	1239280100
2021/01/26	28696.30	28740.71	28527.81	28546.18	275.44	690156300
2021/01/25	28698.89	28822.29	28566.85	28822.29	277.75	634874700
週4本値	28698.89	28822.29	27629.80	27663.39	264.09	(N225銘柄計)【東証一部全体計】

XAUUSD					
Date	Open	High	Low	Close	出来高
2021/01/29	1842.99	1875.66	1839.69	1842.81	0
2021/01/28	1844.43	1864.13	1834.26	1842.43	0
2021/01/27	1851.24	1853.18	1831.58	1843.56	0
2021/01/26	1856.22	1861.75	1848.66	1850.81	0
2021/01/25	1855.10	1867.90	1847.22	1855.95	0
週4本値	1855.10	1875.66	1831.58	1842.81	0

Dow Jones Industrial - USA (DJIA)					
Date	Open	High	Low	Close	出来高
2021/01/29	30553.91	30553.91	29856.30	29982.62	538043466
2021/01/28	30377.19	30951.41	30377.19	30603.36	4651400
2021/01/27	30893.78	30893.78	30206.91	30303.17	5664700
2021/01/26	30968.55	31121.42	30921.71	30937.04	3731500
2021/01/25	30989.85	30989.85	30564.06	30960.00	4728900
週4本値	30989.85	31121.42	29856.30	29982.62	0

Historical Data by

 Arrangement by


Crude Light Oil					
Date	Open	High	Low	Close	出来高
2021/01/29	52.19	53.22	51.95	52.13	759955
2021/01/28	52.65	53.58	52.04	52.34	878117
2021/01/27	52.76	53.30	51.85	52.85	624881
2021/01/26	52.91	53.25	52.29	52.61	689727
2021/01/25	52.17	52.95	51.82	52.77	0
週4本値	52.17	53.58	51.82	52.13	0

USDJPY					EURJPY				
日付	始値	高値	安値	終値	日付	始値	高値	安値	終値
2021/01/29	104.23	104.94	104.23	104.75	2021/01/29	126.35	127.34	126.35	127.13
2021/01/28	104.07	104.46	104.07	104.23	2021/01/28	126.02	126.66	125.99	126.35
2021/01/27	103.64	104.20	103.59	104.08	2021/01/27	126.03	126.19	125.60	126.02
2021/01/26	103.77	103.83	103.56	103.64	2021/01/26	126.01	126.16	125.69	126.05
2021/01/25	103.82	103.94	103.68	103.77	2021/01/25	126.33	126.37	125.81	126.01

GBPJPY				
日付	始値	高値	安値	終値
2021/01/29	143.09	143.96	143.00	143.53
2021/01/28	142.51	143.27	142.20	143.09
2021/01/27	142.35	142.87	142.20	142.51
2021/01/26	141.90	142.46	141.29	142.35
2021/01/25	142.01	142.33	141.66	141.90

USDJPY Weekly					EURJPY Weekly				
日付	始値	高値	安値	終値	日付	始値	高値	安値	終値
2021/01/29	103.82	104.94	103.56	104.75	2021/01/29	126.33	127.34	125.60	127.13
2021/01/22	103.84	104.09	103.33	103.83	2021/01/22	125.41	126.40	125.09	126.32
2021/01/15	103.94	104.40	103.53	103.89	2021/01/15	126.99	127.00	125.41	125.48
2021/01/08	103.22	104.09	102.60	103.96	2021/01/08	126.36	127.50	126.05	127.08
2020/12/31	103.62	103.90	102.96	103.29	2020/12/31	126.16	127.18	125.66	126.18

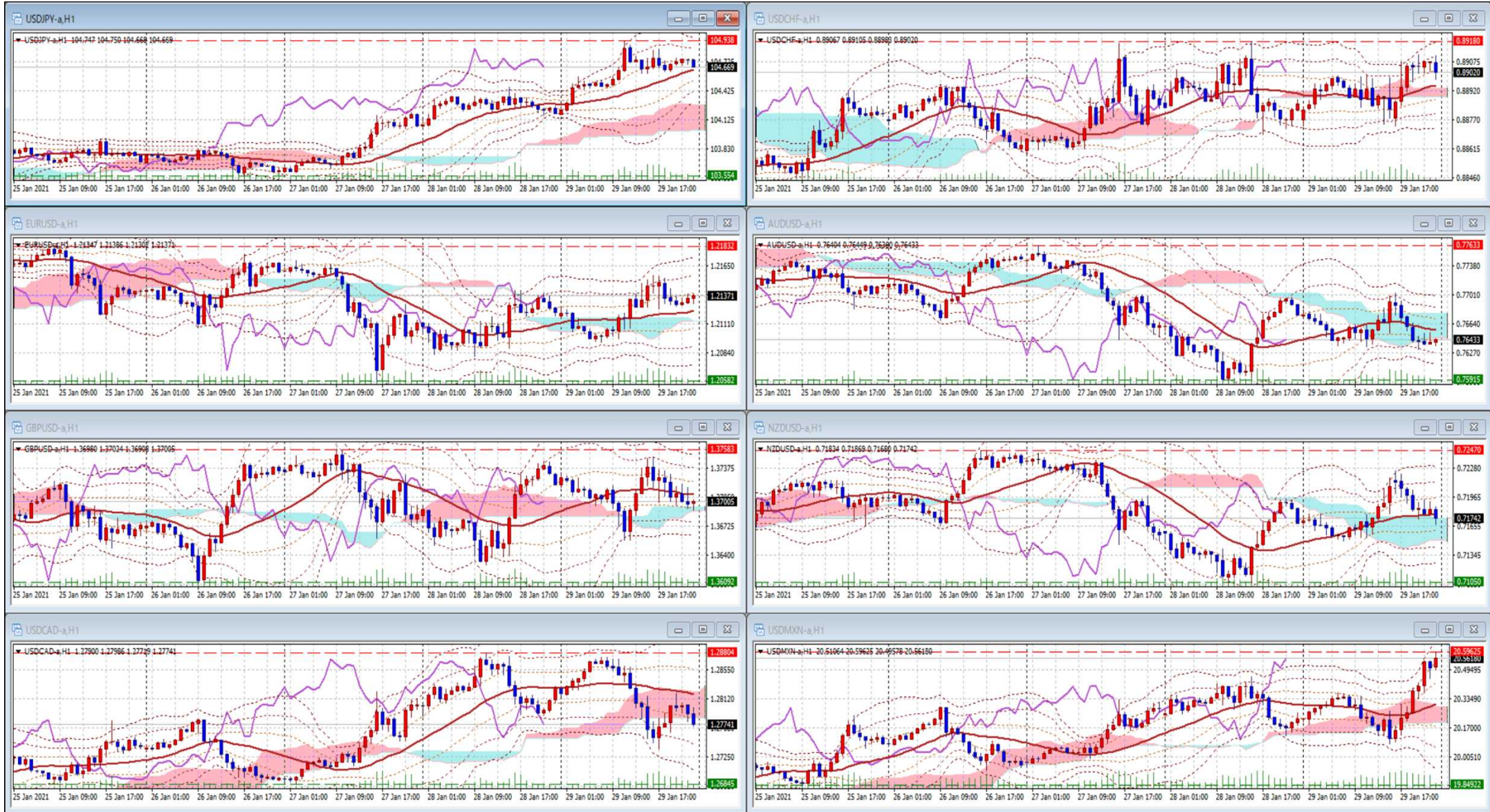
GBPJPY Weekly				
日付	始値	高値	安値	終値
2021/01/29	142.01	143.96	141.29	143.53
2021/01/22	141.09	142.33	140.36	142.03
2021/01/15	140.93	142.25	140.35	141.12
2021/01/08	141.04	141.37	139.52	140.96
2020/12/31	140.46	141.26	133.71	141.22

先週のIMM取り扱い対ドル8通貨チャート

※ 赤線は週最高値/青線は週最低値、BB中心線はSMA21

2021/01/25 ~ 2021/01/29

Chart by OANDA Japan MetaTrader4



Pivot Maker Ver 3.0 by FX_勝てば官軍?

<http://fx.najirane.com>