

JAPANESE YEN - CHICAGO MERCANTILE EXCHANGE

Code-097741

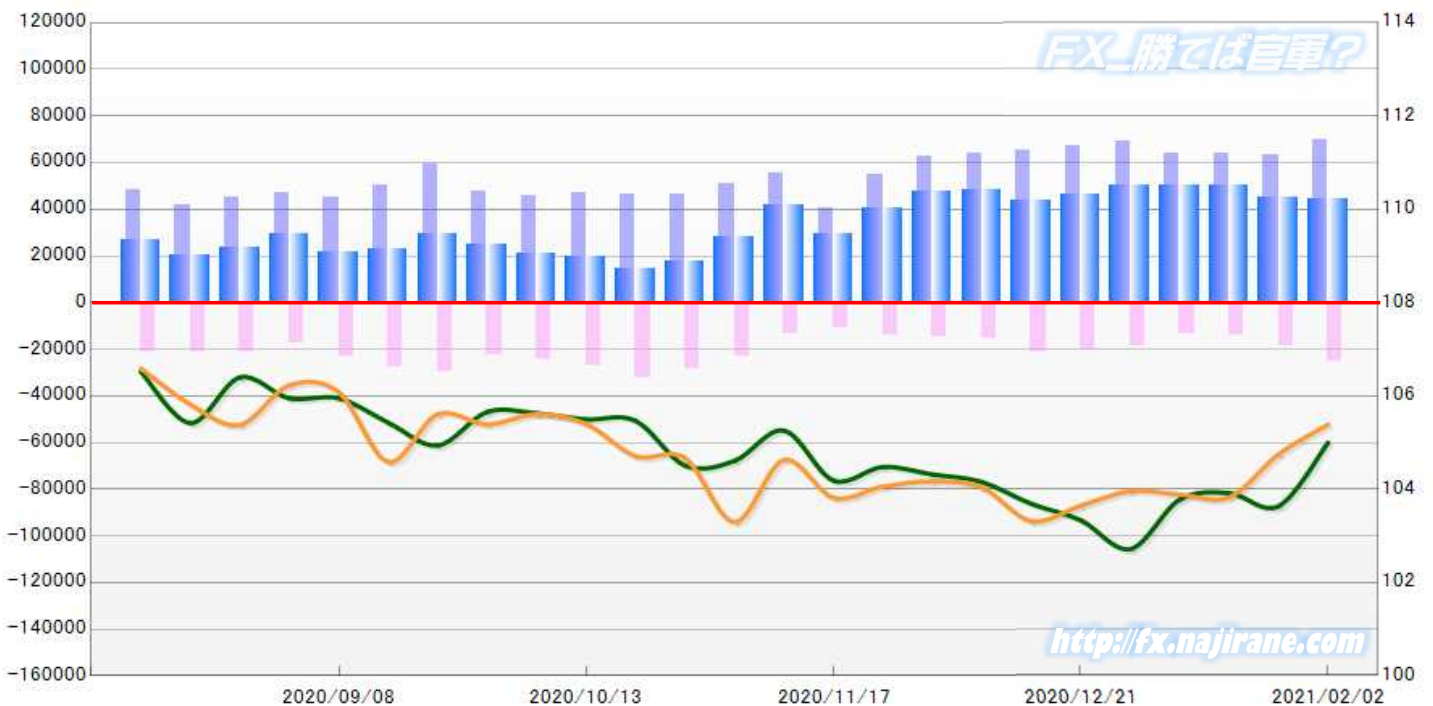
2020/08/04 ~ 2021/02/02

2021/02/05 NYクローズ時公表値

Report_Date	Non Commercial Positions												火曜日 引け値	金曜日 引け値
	Long	増減	増減(%)	Short	増減	増減(%)	売り越し	増減	増減(%)	売買計	増減	増減(%)		
2021/02/02	69602	6139	9.7%	24973	6502	35.2%	-44629	-363	-0.8%	94575	12641	15.4%	105.00	105.39
2021/01/26	63463	-680	-1.1%	18471	4342	30.7%	-44992	-5022	-10.0%	81934	3662	4.7%	103.64	104.75
2021/01/19	64143	286	0.4%	14129	792	5.9%	-50014	-506	-1.0%	78272	1078	1.4%	103.92	103.83
2021/01/12	63857	-5306	-7.7%	13337	-5636	-29.7%	-50520	330	0.7%	77194	-10942	-12.4%	103.78	103.89
2021/01/05	69163	2193	3.3%	18973	-1904	-9.1%	-50190	4097	8.9%	88136	289	0.3%	102.72	103.96
2020/12/21	66970	1594	2.4%	20877	-536	-2.5%	-46093	2130	4.8%	87847	1058	1.2%	103.34	103.65
2020/12/15	65376	1791	2.8%	21413	5994	38.9%	-43963	-4203	-8.7%	86789	7785	9.9%	103.69	103.32
2020/12/08	63585	1136	1.8%	15419	473	3.2%	-48166	663	1.4%	79004	1609	2.1%	104.16	104.04
2020/12/01	62449	7977	14.6%	14946	716	5.0%	-47503	7261	18.0%	77395	8693	12.7%	104.32	104.17
2020/11/24	54472	14159	35.1%	14230	3584	33.7%	-40242	10575	35.6%	68702	17743	34.8%	104.48	104.06
2020/11/17	40313	-15331	-27.6%	10646	-3104	-22.6%	-29667	-12227	-29.2%	50959	-18435	-26.6%	104.19	103.82
2020/11/10	55644	4632	9.1%	13750	-9164	-40.0%	-41894	13796	49.1%	69394	-4532	-6.1%	105.26	104.63
2020/11/03	51012	4881	10.6%	22914	-5324	-18.9%	-28098	10205	57.0%	73926	-443	-0.6%	104.61	103.30
2020/10/27	46131	-393	-0.8%	28238	-4103	-12.7%	-17893	3710	26.2%	74369	-4496	-5.7%	104.51	104.67
2020/10/20	46524	-721	-1.5%	32341	5072	18.6%	-14183	-5793	-29.0%	78865	4351	5.8%	105.47	104.71
2020/10/13	47245	1466	3.2%	27269	2592	10.5%	-19976	-1126	-5.3%	74514	4058	5.8%	105.50	105.40
2020/10/06	45779	-1756	-3.7%	24677	1931	8.5%	-21102	-3687	-14.9%	70456	175	0.2%	105.63	105.61
2020/09/29	47535	-11498	-19.5%	22746	-6706	-22.8%	-24789	-4792	-16.2%	70281	-18204	-20.6%	105.66	105.39
2020/09/22	59033	8673	17.2%	29452	1981	7.2%	-29581	6692	29.2%	88485	10654	13.7%	104.94	105.61
2020/09/15	50360	5510	12.3%	27471	4363	18.9%	-22889	1147	5.3%	77831	9873	14.5%	105.43	104.59
2020/09/08	44850	-1804	-3.9%	23108	6058	35.5%	-21742	-7862	-26.6%	67958	4254	6.7%	105.95	106.08
2020/09/01	46654	1676	3.7%	17050	-4312	-20.2%	-29604	5988	25.4%	63704	-2636	-4.0%	105.95	106.23
2020/08/25	44978	3261	7.8%	21362	229	1.1%	-23616	3032	14.7%	66340	3490	5.6%	106.40	105.38
2020/08/18	41717	-6441	-13.4%	21133	-9	0.0%	-20584	-6432	-23.8%	62850	-6450	-9.3%	105.42	105.82
2020/08/11	48158	-3915	-7.5%	21142	498	2.4%	-27016	-4413	-14.0%	69300	-3417	-4.7%	106.52	106.59
2020/08/04	52073			20644			-31429			72717			105.72	105.95

JAPANESE YEN - CHICAGO MERCANTILE EXCHANGE
FUTURES ONLY POSITIONS

— 金曜終値 — 火曜終値 Short枚数 Long枚数 ■ 売り越し or 買い越し枚数



FX勝てば言軍?

<http://fx.najirane.com>

EURO FX - CHICAGO MERCANTILE EXCHANGE

Code-099741

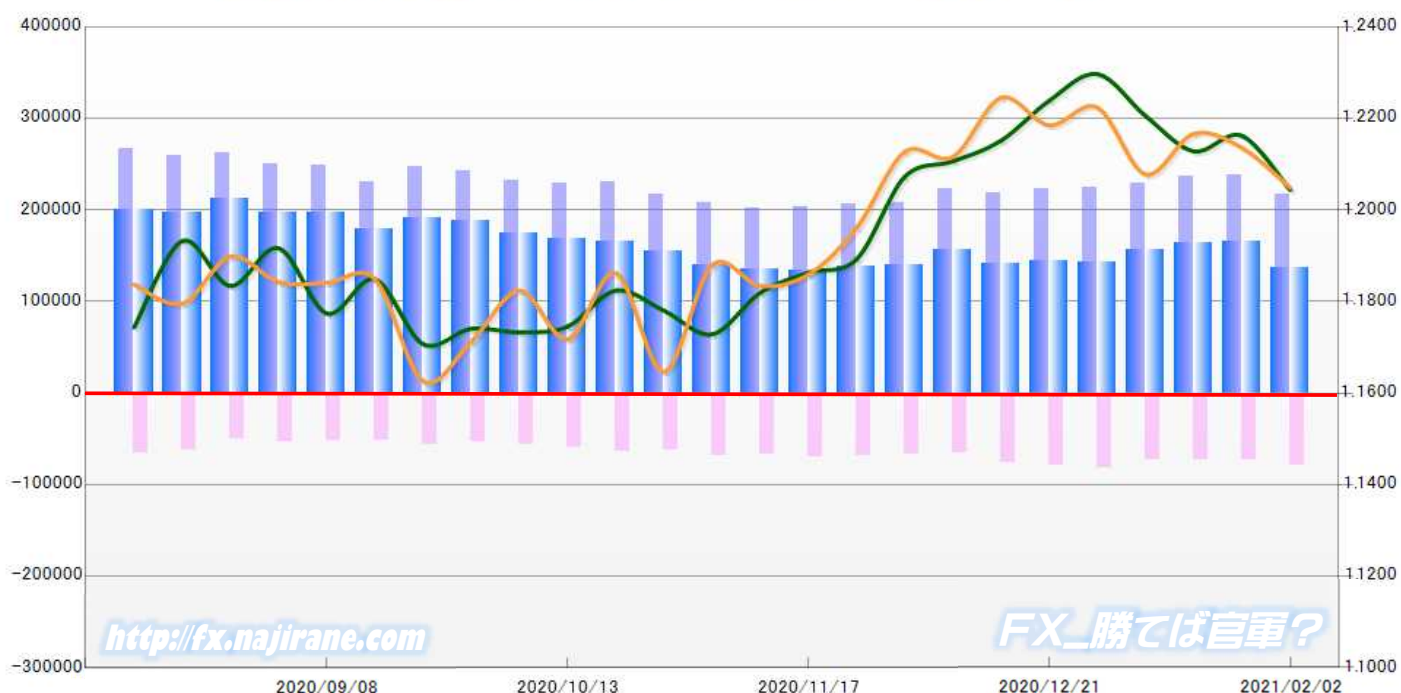
2020/08/04 ~ 2021/02/02

2021/02/05 NYクローズ時公表値

Report_Date	Non Commercial Positions										火曜日 引け値	金曜日 引け値		
	Long	増減		Short	増減		売り越し	増減		売買計			増減	
2021/02/02	216887	-21212	-8.9%	79884	7129	9.8%	-137003	-28341	-17.1%	296771	-14083	-4.5%	1.2044	1.2049
2021/01/26	238099	1566	0.7%	72755	-312	-0.4%	-165344	1878	1.1%	310854	1254	0.4%	1.2162	1.2136
2021/01/19	236533	7776	3.4%	73067	200	0.3%	-163466	7576	4.9%	309600	7976	2.6%	1.2128	1.2166
2021/01/12	228757	3925	1.7%	72867	-8974	-11.0%	-155890	12899	9.0%	301624	-5049	-1.6%	1.2206	1.2078
2021/01/05	224832	2389	1.1%	81841	3300	4.2%	-142991	-911	-0.6%	306673	5689	1.9%	1.2297	1.2224
2020/12/21	222443	3733	1.7%	78541	1664	2.2%	-143902	2069	1.5%	300984	5397	1.8%	1.2239	1.2185
2020/12/15	218710	-3811	-1.7%	76877	10785	16.3%	-141833	-14596	-9.3%	295587	6974	2.4%	1.2151	1.2245
2020/12/08	222521	15219	7.3%	66092	-1316	-2.0%	-156429	16535	11.8%	288613	13903	5.1%	1.2106	1.2116
2020/12/01	207302	948	0.5%	67408	-696	-1.0%	-139894	1644	1.2%	274710	252	0.1%	1.2072	1.2127
2020/11/24	206354	2803	1.4%	68104	-1487	-2.1%	-138250	4290	3.2%	274458	1316	0.5%	1.1892	1.1961
2020/11/17	203551	1177	0.6%	69591	2504	3.7%	-133960	-1327	-1.0%	273142	3681	1.4%	1.1863	1.1859
2020/11/10	202374	-5863	-2.8%	67087	-801	-1.2%	-135287	-5062	-3.6%	269461	-6664	-2.4%	1.1819	1.1834
2020/11/03	208237	-9206	-4.2%	67888	6000	9.7%	-140349	-15206	-9.8%	276125	-3206	-1.1%	1.1728	1.1880
2020/10/27	217443	-12435	-5.4%	61888	-2047	-3.2%	-155555	-10388	-6.3%	279331	-14482	-4.9%	1.1780	1.1647
2020/10/20	229878	1583	0.7%	63935	4277	7.2%	-165943	-2694	-1.6%	293813	5860	2.0%	1.1824	1.1863
2020/10/13	228295	-3074	-1.3%	59658	2597	4.6%	-168637	-5671	-3.3%	287953	-477	-0.2%	1.1745	1.1718
2020/10/06	231369	-10598	-4.4%	57061	3210	6.0%	-174308	-13808	-7.3%	288430	-7388	-2.5%	1.1733	1.1824
2020/09/29	241967	-5082	-2.1%	53851	-2376	-4.2%	-188116	-2706	-1.4%	295818	-7458	-2.5%	1.1741	1.1712
2020/09/22	247049	16354	7.1%	56227	4108	7.9%	-190822	12246	6.9%	303276	20462	7.2%	1.1707	1.1626
2020/09/15	230695	-17988	-7.2%	52119	250	0.5%	-178576	-18238	-9.3%	282814	-17738	-5.9%	1.1849	1.1849
2020/09/08	248683	-2184	-0.9%	51869	-2251	-4.2%	-196814	67	0.0%	300552	-4435	-1.5%	1.1774	1.1841
2020/09/01	250867	-11194	-4.3%	54120	3811	7.6%	-196747	-15005	-7.1%	304987	-7383	-2.4%	1.1917	1.1842
2020/08/25	262061	2817	1.1%	50309	-11992	-19.2%	-211752	14809	7.5%	312370	-9175	-2.9%	1.1834	1.1899
2020/08/18	259244	-6834	-2.6%	62301	-4026	-6.1%	-196943	-2808	-1.4%	321545	-10860	-3.3%	1.1932	1.1795
2020/08/11	266078	3969	1.5%	66327	-15134	-18.6%	-199751	19103	10.6%	332405	-11165	-3.2%	1.1743	1.1837
2020/08/04	262109			81461			-180648			343570			1.1797	1.1787

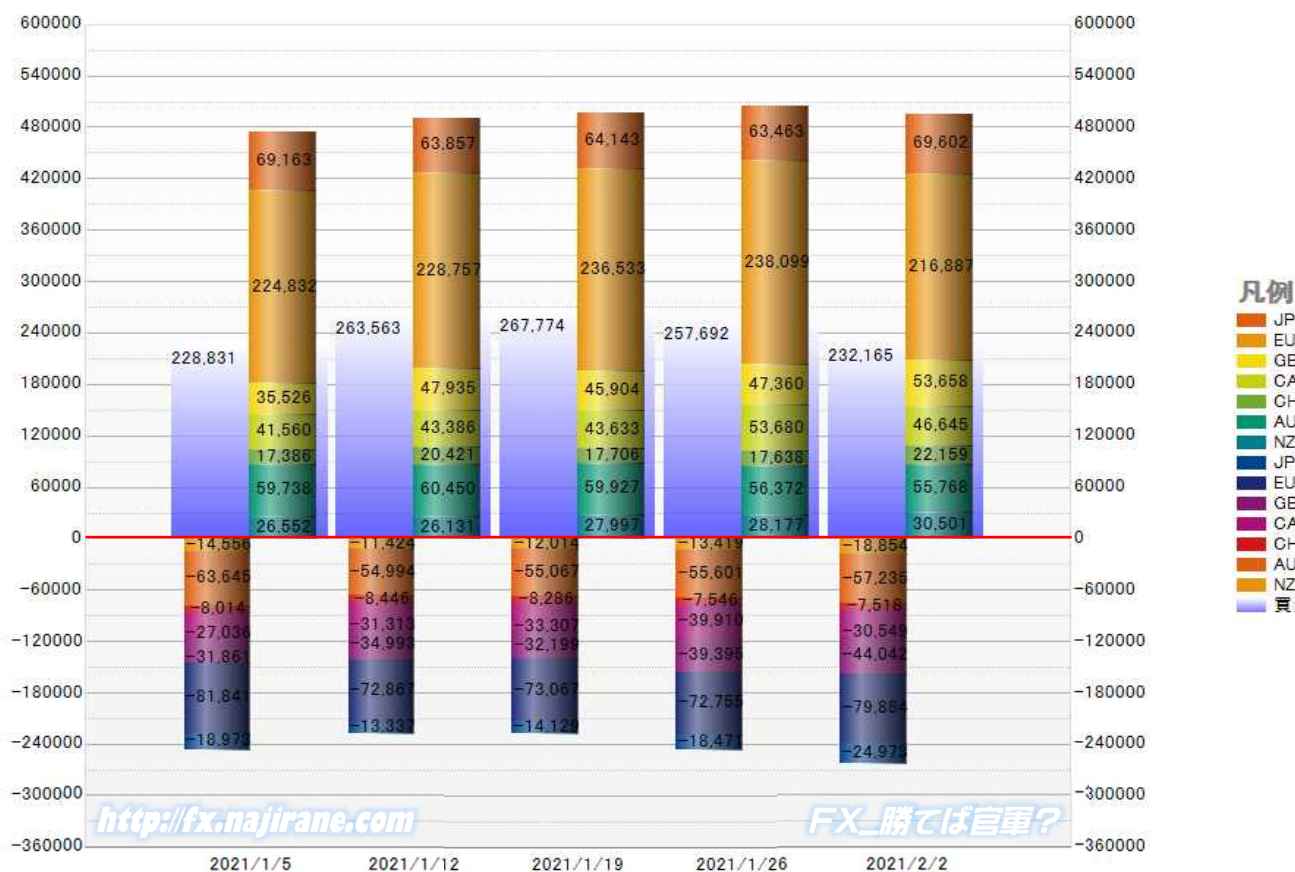
EURO FX - CHICAGO MERCANTILE EXCHANGE
FUTURES ONLY POSITIONS

— 金曜締め最終値 — 火曜締め最終値 — Short枚数 — Long枚数 — 売り越し or 買い越し枚数



	2021/01/05			2021/01/12			2021/01/19			2021/01/26			2021/02/02		
	Long	Short	売り越し	Long	Short	売り越し	Long	Short	売り越し	Long	Short	売り越し	Long	Short	売り越し
JPY	69163	18973	-50190	63857	13337	-50520	64143	14129	-50014	63463	18471	-44992	69602	24973	-44629
	前週比 枚数増減 (枚)			-5306	-5636	330	286	792	-506	-680	4342	-5022	6139	6502	-363
	前週比 枚数増減 (%)			-7.7%	-29.7%	0.7%	0.4%	5.9%	-1.0%	-1.1%	30.7%	-10.0%	9.7%	35.2%	-0.8%
EUR	224832	81841	-142991	228757	72867	-155890	236533	73067	-163466	238099	72755	-165344	216887	79884	-137003
	前週比 枚数増減 (枚)			3925	-8974	12899	7776	200	7576	1566	-312	1878	-21212	7129	-28341
	前週比 枚数増減 (%)			1.7%	-11.0%	9.0%	3.4%	0.3%	4.9%	0.7%	-0.4%	1.1%	-8.9%	9.8%	-17.1%
GBP	35526	31861	-3665	47935	34993	-12942	45904	32199	-13705	47360	39395	-7965	53658	44042	-9616
	前週比 枚数増減 (枚)			12409	3132	9277	-2031	-2794	763	1456	7196	-5740	6298	4647	1651
	前週比 枚数増減 (%)			34.9%	9.8%	253.1%	-4.2%	-8.0%	5.9%	3.2%	22.3%	-41.9%	13.3%	11.8%	20.7%
AUD	59738	63645	3907	60450	54994	-5456	59927	55067	-4860	56372	55601	-771	55768	57235	1467
	前週比 枚数増減 (枚)			712	-8651	9363	-523	73	-596	-3555	534	-4089	-604	1634	2238
	前週比 枚数増減 (%)			1.2%	-13.6%	239.6%	-0.9%	0.1%	-10.9%	-5.9%	1.0%	-84.1%	-1.1%	2.9%	290.3%
CAD	41560	27036	-14524	43386	31313	-12073	43633	33307	-10326	53680	39910	-13770	46645	30549	-16096
	前週比 枚数増減 (枚)			1826	4277	-2451	247	1994	-1747	10047	6603	3444	-7035	-9361	2326
	前週比 枚数増減 (%)			4.4%	15.8%	-16.9%	0.6%	6.4%	-14.5%	23.0%	19.8%	33.4%	-13.1%	-23.5%	16.9%
CHF	17386	8014	-9372	20421	8446	-11975	17706	8286	-9420	17638	7546	-10092	22159	7518	-14641
	前週比 枚数増減 (枚)			3035	432	2603	-2715	-160	-2555	-68	-740	672	4521	-28	4549
	前週比 枚数増減 (%)			17.5%	5.4%	27.8%	-13.3%	-1.9%	-21.3%	-0.4%	-8.9%	7.1%	25.6%	-0.4%	45.1%
NZD	26552	14556	-11996	26131	11424	-14707	27997	12014	-15983	28177	13419	-14758	30501	18854	-11647
	前週比 枚数増減 (枚)			-421	-3132	2711	1866	590	1276	180	1405	-1225	2324	5435	-3111
	前週比 枚数増減 (%)			-1.6%	-21.5%	22.6%	7.1%	5.2%	8.7%	0.6%	11.7%	-7.7%	8.2%	40.5%	-21.1%
MXN	52578	60301	7723	57570	63022	5452	52890	60577	7687	58301	59251	950	53406	50538	-2868
	前週比 枚数増減 (枚)			4992	2721	-2271	-4680	-2445	2235	5411	-1326	-6737	-4895	-8713	3818
	前週比 枚数増減 (%)			9.5%	4.5%	-29.4%	-8.1%	-3.9%	41.0%	10.2%	-2.2%	-87.6%	-8.4%	-14.7%	401.9%
Total All 8	527335	306227	-221108	548507	290396	-258111	548733	288646	-260087	563090	306348	-256742	548626	313593	-235033
	前週比 枚数増減 (枚)			21172	-15831	37003	226	-1750	1976	14357	17702	-3345	-14464	7245	-21709
	前週比 枚数増減 (%)			4.0%	-5.2%	16.7%	0.0%	-0.6%	0.8%	2.6%	6.1%	-1.3%	-2.6%	2.4%	-8.5%
Total 7 (MXN除く)	474757	245926	-228831	490937	227374	-263563	495843	228069	-267774	504789	247097	-257692	495220	263055	-232165
	前週比 枚数増減 (枚)			16180	-18552	34732	4906	695	4211	8946	19028	-10082	-9569	15958	-25527
	前週比 枚数増減 (%)			3.4%	-7.5%	15.2%	1.0%	0.3%	1.6%	1.8%	8.3%	-3.8%	-1.9%	6.5%	-9.9%

直近5週 CFTC IMM主要7通貨の構成

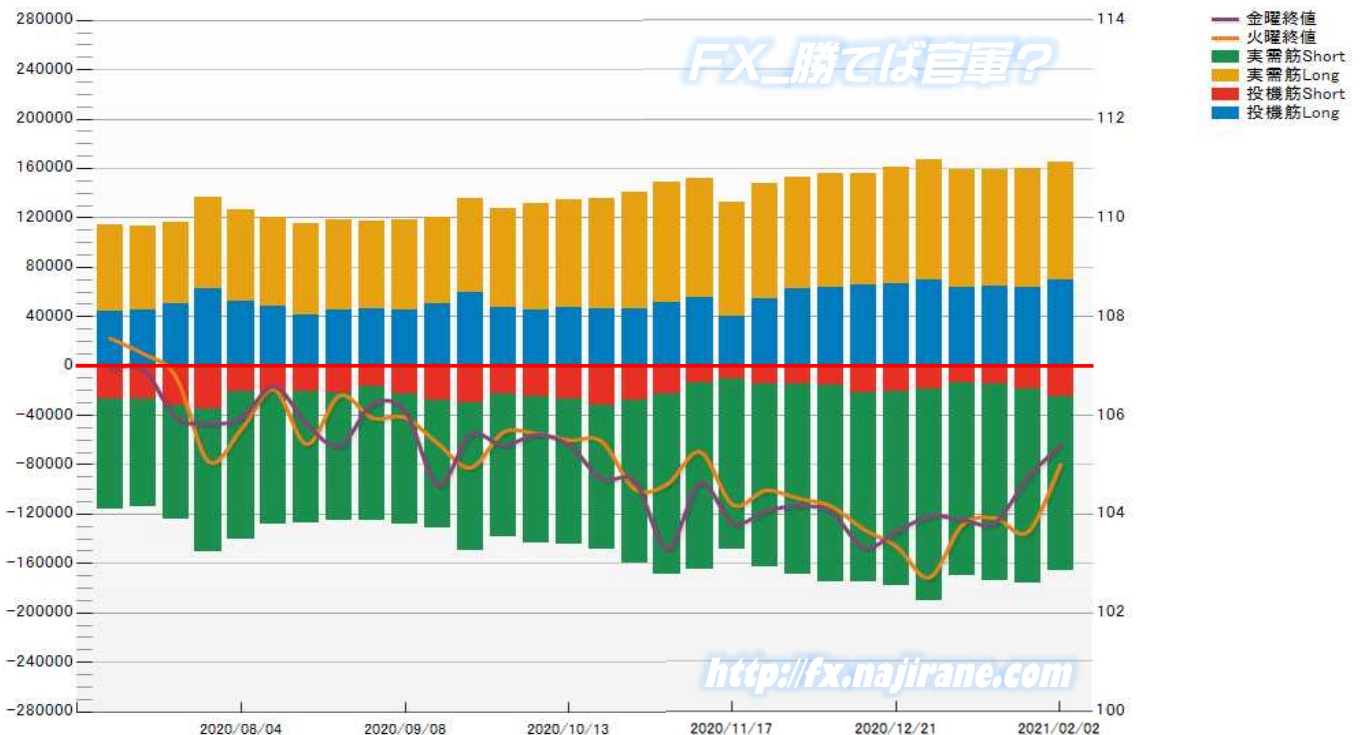


JAPANESE YEN - CHICAGO MERCANTILE EXCHANGE
FUTURES ONLY POSITIONS

Code-097741
2021/02/05 公表値

Date	投機筋集計				実需筋集計				投機筋+実需筋合計				ドル円終値	
	円買い	円売り	売り越し	売買計	円買い	円売り	売り越し	売買計	円買い	円売り	売り越し	売買計	火曜締め	金曜締め
2021/02/02	69602	24973	-44629	94575	95041	140921	45880	235962	164643	165894	1251	330537	105.00	105.39
2021/01/26	63463	18471	-44992	81934	96095	157655	61560	253750	159558	176126	16568	335684	103.64	104.75
2021/01/19	64143	14129	-50014	78272	94924	159866	64942	254790	159067	173995	14928	333062	103.92	103.83
2021/01/12	63857	13337	-50520	77194	94609	156406	61797	251015	158466	169743	11277	328209	103.78	103.89
2021/01/05	69163	18973	-50190	88136	98129	171246	73117	269375	167292	190219	22927	357511	102.72	103.96
2020/12/21	66970	20877	-46093	87847	93605	156671	63066	250276	160575	177548	16973	338123	103.34	103.65
2020/12/15	65376	21413	-43963	86789	90761	153874	63113	244635	156137	175287	19150	331424	103.69	103.32
2020/12/08	63585	15419	-48166	79004	92587	159561	66974	252148	156172	174980	18808	331152	104.16	104.04
2020/12/01	62449	14946	-47503	77395	90038	153443	63405	243481	152487	168389	15902	320876	104.32	104.17
2020/11/24	54472	14230	-40242	68702	93462	148259	54797	241721	147934	162489	14555	310423	104.48	104.06
2020/11/17	40313	10646	-29667	50959	92697	137577	44880	230274	133010	148223	15213	281233	104.19	103.82
2020/11/10	55644	13750	-41894	69394	96135	151491	55356	247626	151779	165241	13462	317020	105.26	104.63
2020/11/03	51012	22914	-28098	73926	97895	145570	47675	243465	148907	168484	19577	317391	104.61	103.30
2020/10/27	46131	28238	-17893	74369	94605	131414	36809	226019	140736	159652	18916	300388	104.51	104.67
2020/10/20	46524	32341	-14183	78865	88750	115778	27028	204528	135274	148119	12845	283393	105.47	104.71
2020/10/13	47245	27269	-19976	74514	86989	117085	30096	204074	134234	144354	10120	278588	105.50	105.40
2020/10/06	45779	24677	-21102	70456	86102	119068	32966	205170	131881	143745	11864	275626	105.63	105.61
2020/09/29	47535	22746	-24789	70281	79984	116054	36070	196038	127519	138800	11281	266319	105.66	105.39
2020/09/22	59033	29452	-29581	88485	76239	119883	43644	196122	135272	149335	14063	284607	104.94	105.61
2020/09/15	50360	27471	-22889	77831	69658	104286	34628	173944	120018	131757	11739	251775	105.43	104.59
2020/09/08	44850	23108	-21742	67958	73161	105346	32185	178507	118011	128454	10443	246465	105.95	106.08
2020/09/01	46654	17050	-29604	63704	70342	108353	38011	178695	116996	125403	8407	242399	105.95	106.23
2020/08/25	44978	21362	-23616	66340	73477	103640	30163	177117	118455	125002	6547	243457	106.40	105.38
2020/08/18	41717	21133	-20584	62850	73149	105667	32518	178816	114866	126800	11934	241666	105.42	105.82
2020/08/11	48158	21142	-27016	69300	72712	107449	34737	180161	120870	128591	7721	249461	106.52	106.59
2020/08/04	52073	20644	-31429	72717	74165	120290	46125	194455	126238	140934	14696	267172	105.72	105.95
2020/07/28	62924	34417	-28507	97341	73649	115708	42059	189357	136573	150125	13552	286698	105.07	105.83
2020/07/21	50854	31547	-19307	82401	65447	92194	26747	157641	116301	123741	7440	240042	106.79	105.97
2020/07/14	45111	26785	-18326	71896	67691	87431	19740	155122	112802	114216	1414	227018	107.25	106.94
2020/07/07	44043	27231	-16812	71274	70580	88421	17841	159001	114623	115652	1029	230275	107.56	106.94

JAPANESE YEN - CHICAGO MERCANTILE EXCHANGE
FUTURES ONLY POSITIONS Code-097741



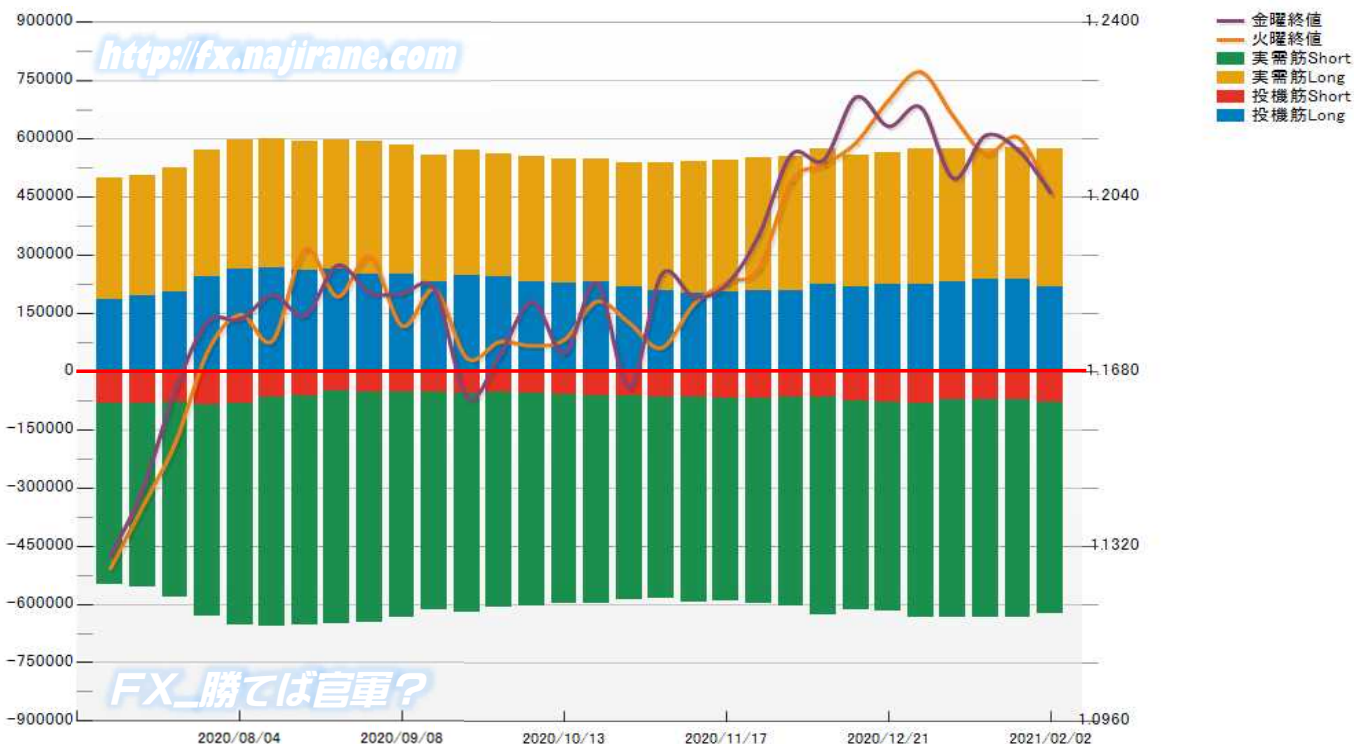
<http://fx.najirane.com>

EURO FX - CHICAGO MERCANTILE EXCHANGE
FUTURES ONLY POSITIONS

Code-099741
2021/02/05 公表値

Date	投機筋集計				実需筋集計				投機筋+実需筋合計				ユーロドル終値	
	EUR買い	EUR売り	売り越し	売買計	EUR買い	EUR売り	売り越し	売買計	EUR買い	EUR売り	売り越し	売買計	火曜締め	金曜締め
2021/02/02	216887	79884	-137003	296771	354432	543240	188808	897672	571319	623124	51805	1194443	1.2044	1.2049
2021/01/26	238099	72755	-165344	310854	339228	559856	220628	899084	577327	632611	55284	1209938	1.2162	1.2136
2021/01/19	236533	73067	-163466	309600	337268	559646	222378	896914	573801	632713	58912	1206514	1.2128	1.2166
2021/01/12	228757	72867	-155890	301624	345185	560987	215802	906172	573942	633854	59912	1207796	1.2206	1.2078
2021/01/05	224832	81841	-142991	306673	349449	550714	201265	900163	574281	632555	58274	1206836	1.2297	1.2224
2020/12/21	222443	78541	-143902	300984	339342	538743	199401	878085	561785	617284	55499	1179069	1.2239	1.2185
2020/12/15	218710	76877	-141833	295587	338345	537607	199262	875952	557055	614484	57429	1171539	1.2151	1.2245
2020/12/08	222521	66092	-156429	288613	349005	562077	213072	911082	571526	628169	56643	1199695	1.2106	1.2116
2020/12/01	207302	67408	-139894	274710	345848	536756	190908	882604	553150	604164	51014	1157314	1.2072	1.2127
2020/11/24	206354	68104	-138250	274458	342250	530912	188662	873162	548604	599016	50412	1147620	1.1892	1.1961
2020/11/17	203551	69591	-133960	273142	338363	522088	183725	860451	541914	591679	49765	1133593	1.1863	1.1859
2020/11/10	202374	67087	-135287	269461	339154	526728	187574	865882	541528	593815	52287	1135343	1.1819	1.1834
2020/11/03	208237	67888	-140349	276125	329671	516373	186702	846044	537908	584261	46353	1122169	1.1728	1.1880
2020/10/27	217443	61888	-155555	279331	320086	526904	206818	846990	537529	588792	51263	1126321	1.1780	1.1647
2020/10/20	229878	63935	-165943	293813	316168	535679	219511	851847	546046	599614	53568	1145660	1.1824	1.1863
2020/10/13	228295	59658	-168637	287953	320037	538976	218939	859013	548332	598634	50302	1146966	1.1745	1.1718
2020/10/06	231369	57061	-174308	288430	322277	548547	226270	870824	553646	605608	51962	1159254	1.1733	1.1824
2020/09/29	241967	53851	-188116	295818	319362	554998	235636	874360	561329	608849	47520	1170178	1.1741	1.1712
2020/09/22	247049	56227	-190822	303276	324148	563561	239413	887709	571197	619788	48591	1190985	1.1707	1.1626
2020/09/15	230695	52119	-178576	282814	326724	561883	235159	888607	557419	614002	56583	1171421	1.1849	1.1849
2020/09/08	248683	51869	-196814	300552	332939	581988	249049	914927	581622	633857	52235	1215479	1.1774	1.1841
2020/09/01	250867	54120	-196747	304987	340434	592019	251585	932453	591301	646139	54838	1237440	1.1917	1.1842
2020/08/25	262061	50309	-211752	312370	332664	600646	267982	933310	594725	650955	56230	1245680	1.1834	1.1899
2020/08/18	259244	62301	-196943	321545	332209	591573	259364	923782	591453	653874	62421	1245327	1.1932	1.1795
2020/08/11	266078	66327	-199751	332405	332842	589103	256261	921945	598920	655430	56510	1254350	1.1743	1.1837
2020/08/04	262109	81461	-180648	343570	332310	573668	241358	905978	594419	655129	60710	1249548	1.1797	1.1787
2020/07/28	242127	84568	-157559	326695	328605	546114	217509	874719	570732	630682	59950	1201414	1.1721	1.1782
2020/07/21	204185	79138	-125047	283323	320979	501647	180668	822626	525164	580785	55621	1105949	1.1533	1.1642
2020/07/14	194252	83340	-110912	277592	309455	471519	162064	780974	503707	554859	51152	1058566	1.1402	1.1437
2020/07/07	185159	81562	-103597	266721	311843	466973	155130	778816	497002	548535	51533	1045537	1.1274	1.1300

EURO FX - CHICAGO MERCANTILE EXCHANGE
FUTURES ONLY POSITIONS Code-099741



IMM扱い8通貨/ダウ/日経/金/オイル/主要クロス円の過去5日及び過去5週の4本値

AUDUSD					CADUSD					CHFUSD				
Date	Open	High	Low	Close	Date	Open	High	Low	Close	Date	Open	High	Low	Close
2021/02/05	0.7602	0.7674	0.7583	0.7673	2021/02/05	0.7799	0.7835	0.7792	0.7833	2021/02/05	1.1058	1.1124	1.1055	1.1120
2021/02/04	0.7620	0.7648	0.7588	0.7602	2021/02/04	0.7822	0.7826	0.7785	0.7799	2021/02/04	1.1123	1.1131	1.1054	1.1059
2021/02/03	0.7607	0.7626	0.7602	0.7620	2021/02/03	0.7823	0.7835	0.7806	0.7822	2021/02/03	1.1142	1.1147	1.1108	1.1123
2021/02/02	0.7626	0.7662	0.7564	0.7607	2021/02/02	0.7782	0.7825	0.7771	0.7824	2021/02/02	1.1148	1.1177	1.1117	1.1141
2021/02/01	0.7628	0.7663	0.7606	0.7626	2021/02/01	0.7819	0.7836	0.7773	0.7782	2021/02/01	1.1232	1.1235	1.1141	1.1148

CNYUSD					EURUSD					GBPUSD				
Date	Open	High	Low	Close	Date	Open	High	Low	Close	Date	Open	High	Low	Close
2021/02/05	0.1545	0.1545	0.1542	0.1544	2021/02/05	1.1965	1.2050	1.1952	1.2049	2021/02/05	1.3668	1.3740	1.3666	1.3738
2021/02/04	0.1549	0.1549	0.1546	0.1546	2021/02/04	1.2034	1.2043	1.1958	1.1965	2021/02/04	1.3646	1.3698	1.3567	1.3668
2021/02/03	0.1548	0.1549	0.1546	0.1547	2021/02/03	1.2044	1.2050	1.2004	1.2034	2021/02/03	1.3664	1.3683	1.3620	1.3645
2021/02/02	0.1545	0.1549	0.1544	0.1548	2021/02/02	1.2062	1.2088	1.2012	1.2044	2021/02/02	1.3667	1.3710	1.3611	1.3664
2021/02/01	0.1549	0.1552	0.1545	0.1545	2021/02/01	1.2129	1.2137	1.2056	1.2062	2021/02/01	1.3705	1.3758	1.3656	1.3667

JPYUSD					MXNUSD					NZDUSD				
Date	Open	High	Low	Close	Date	Open	High	Low	Close	Date	Open	High	Low	Close
2021/02/05	0.9476	0.9493	0.9455	0.9488	2021/02/05	4.9001	4.9778	4.8969	4.9665	2021/02/05	0.7156	0.7207	0.7136	0.7206
2021/02/04	0.9521	0.9526	0.9473	0.9476	2021/02/04	4.9505	4.9553	4.8801	4.9001	2021/02/04	0.7206	0.7225	0.7147	0.7156
2021/02/03	0.9522	0.9531	0.9514	0.9521	2021/02/03	4.9666	4.9811	4.9405	4.9505	2021/02/03	0.7192	0.7225	0.7184	0.7206
2021/02/02	0.9528	0.9539	0.9508	0.9524	2021/02/02	4.9142	4.9705	4.9053	4.9666	2021/02/02	0.7158	0.7196	0.7135	0.7192
2021/02/01	0.9542	0.9559	0.9521	0.9528	2021/02/01	4.8863	4.9329	4.8733	4.9142	2021/02/01	0.7169	0.7203	0.7151	0.7157

Nikkei 225 - Japan (NIX)						
Date	Open	High	Low	Close	(ドル建て終値)	出来高
2021/02/05	28631.46	28784.82	28549.24	28779.19	273.07	273
2021/02/04	28557.46	28597.53	28326.29	28341.95	268.58	268
2021/02/03	28482.71	28669.95	28402.30	28646.50	272.73	272
2021/02/02	28207.48	28376.20	28093.38	28362.17	270.11	270
2021/02/01	27649.07	28103.97	27649.07	28091.05	267.66	267
週4本値	27649.07	28784.82	27649.07	28779.19	273.07	273

XAUUSD					
Date	Open	High	Low	Close	出来高
2021/02/05	1793.91	1815.24	1792.41	1810.95	0
2021/02/04	1833.99	1834.83	1785.15	1794.33	0
2021/02/03	1838.04	1845.00	1830.66	1834.08	0
2021/02/02	1860.45	1864.08	1829.71	1837.97	0
2021/02/01	1862.70	1871.76	1849.34	1860.61	0
週4本値	1862.70	1871.76	1785.15	1810.95	0

Dow Jones Industrial - USA (DJIA)					
Date	Open	High	Low	Close	出来高
2021/02/05	31093.81	31252.18	31083.22	31148.24	295001306
2021/02/04	30737.78	31065.96	30737.78	31055.86	3383300
2021/02/03	30689.65	30793.41	30521.31	30723.60	3055900
2021/02/02	30276.88	30840.54	30276.88	30687.48	3331600
2021/02/01	30054.73	30335.91	30014.97	30211.91	3470600
週4本値	30054.73	31252.18	30014.97	31148.24	

Historical Data by

 Arrangement by


Crude Light Oil					
Date	Open	High	Low	Close	出来高
2021/02/05	56.53	57.28	56.48	57.08	0
2021/02/04	55.96	56.58	55.30	56.23	937483
2021/02/03	55.05	56.33	54.81	55.69	1162998
2021/02/02	53.48	55.26	53.45	54.76	1179436
2021/02/01	51.99	53.74	51.64	53.55	844084
週4本値	51.99	57.28	51.64	57.08	

USDJPY					EURJPY					GBPJPY				
日付	始値	高値	安値	終値	日付	始値	高値	安値	終値	日付	始値	高値	安値	終値
2021/02/05	105.53	105.77	105.34	105.39	2021/02/05	126.26	126.99	126.17	126.98	2021/02/05	144.23	144.89	144.23	144.79
2021/02/04	105.04	105.57	104.98	105.53	2021/02/04	126.39	126.47	126.10	126.26	2021/02/04	143.32	144.37	142.85	144.23
2021/02/03	105.02	105.10	104.93	105.04	2021/02/03	126.48	126.53	126.15	126.40	2021/02/03	143.49	143.69	143.12	143.33
2021/02/02	104.95	105.17	104.83	105.00	2021/02/02	126.59	126.83	126.27	126.46	2021/02/02	143.44	143.78	143.13	143.47
2021/02/01	104.81	105.04	104.62	104.95	2021/02/01	127.12	127.12	126.52	126.59	2021/02/01	143.63	144.10	143.31	143.43

USDJPY Weekly					EURJPY Weekly					GBPJPY Weekly				
日付	始値	高値	安値	終値	日付	始値	高値	安値	終値	日付	始値	高値	安値	終値
2021/02/05	104.81	105.77	104.62	105.39	2021/02/05	127.12	127.12	126.10	126.98	2021/02/05	143.63	144.89	142.85	144.79
2021/01/29	103.82	104.94	103.56	104.75	2021/01/29	126.33	127.34	125.60	127.13	2021/01/29	142.01	143.96	141.29	143.53
2021/01/22	103.84	104.09	103.33	103.83	2021/01/22	125.41	126.40	125.09	126.32	2021/01/22	141.09	142.33	140.36	142.03
2021/01/15	103.94	104.40	103.53	103.89	2021/01/15	126.99	127.00	125.41	125.48	2021/01/15	140.93	142.25	140.35	141.12
2021/01/08	103.22	104.09	102.60	103.96	2021/01/08	126.36	127.50	126.05	127.08	2021/01/08	141.04	141.37	139.52	140.96

先週のIMM取り扱い対ドル8通貨チャート

※ 赤点線は週最高値/青点線は週最低値、BB中心線はSMA21

2021/02/01 ~ 2021/02/05

Chart by OANDA Japan MetaTrader4



Pivot Maker Ver 3.0 by FX_勝てば官軍?

<http://fx.najirane.com>