

JAPANESE YEN - CHICAGO MERCANTILE EXCHANGE

Code-097741

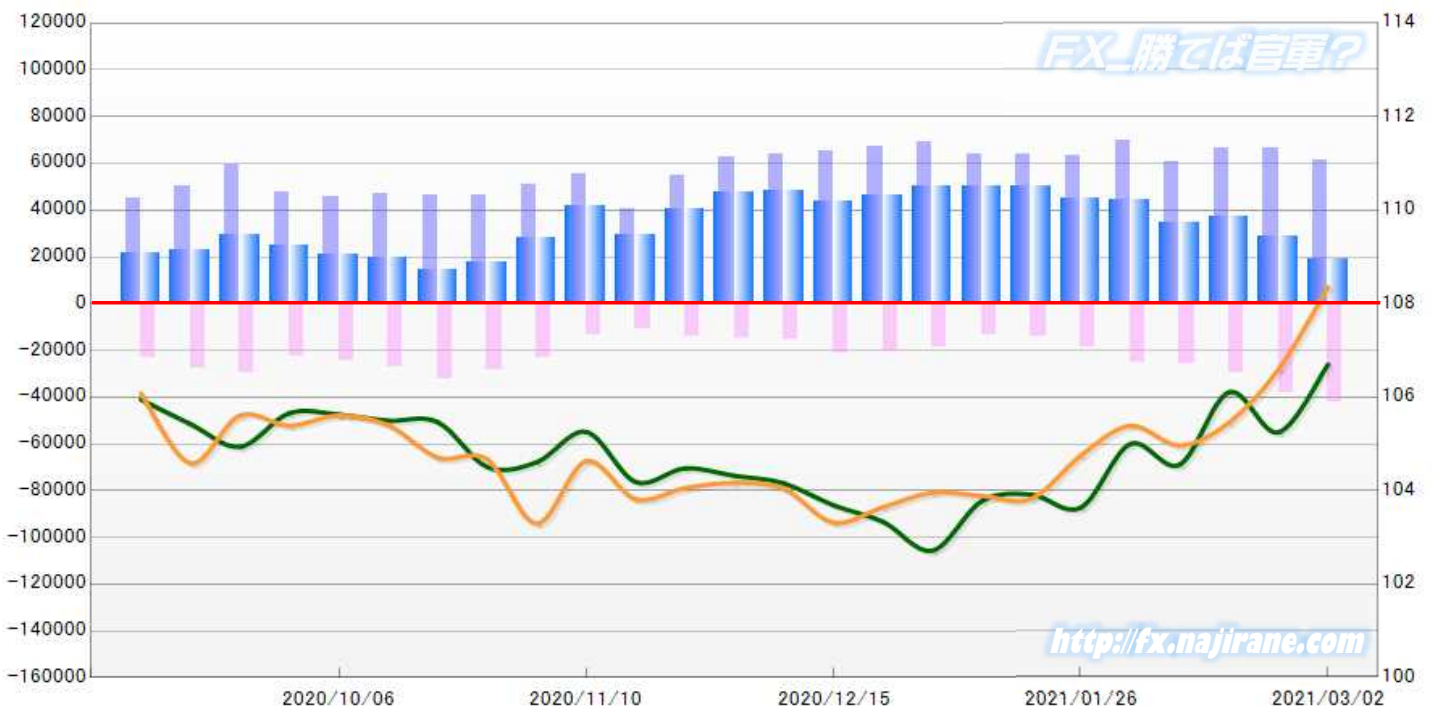
2020/09/01 ~ 2021/03/02

2021/03/05 NYクローズ時公表値

Report_Date	Non Commercial Positions												火曜日 引け値	金曜日 引け値
	Long	増減	増減(%)	Short	増減	増減(%)	売り越し	増減	増減(%)	売買計	増減	増減(%)		
2021/03/02	61259	-5411	-8.1%	41989	3941	10.4%	-19270	-9352	-32.7%	103248	-1470	-1.4%	106.70	108.35
2021/02/23	66670	-62	-0.1%	38048	8498	28.8%	-28622	-8560	-23.0%	104718	8436	8.8%	105.25	106.60
2021/02/16	66732	6013	9.9%	29550	3449	13.2%	-37182	2564	7.4%	96282	9462	10.9%	106.11	105.46
2021/02/09	60719	-8883	-12.8%	26101	1128	4.5%	-34618	-10011	-22.4%	86820	-7755	-8.2%	104.56	104.97
2021/02/02	69602	6139	9.7%	24973	6502	35.2%	-44629	-363	-0.8%	94575	12641	15.4%	105.00	105.39
2021/01/26	63463	-680	-1.1%	18471	4342	30.7%	-44992	-5022	-10.0%	81934	3662	4.7%	103.64	104.75
2021/01/19	64143	286	0.4%	14129	792	5.9%	-50014	-506	-1.0%	78272	1078	1.4%	103.92	103.83
2021/01/12	63857	-5306	-7.7%	13337	-5636	-29.7%	-50520	330	0.7%	77194	-10942	-12.4%	103.78	103.89
2021/01/05	69163	2193	3.3%	18973	-1904	-9.1%	-50190	4097	8.9%	88136	289	0.3%	102.72	103.96
2020/12/21	66970	1594	2.4%	20877	-536	-2.5%	-46093	2130	4.8%	87847	1058	1.2%	103.34	103.65
2020/12/15	65376	1791	2.8%	21413	5994	38.9%	-43963	-4203	-8.7%	86789	7785	9.9%	103.69	103.32
2020/12/08	63585	1136	1.8%	15419	473	3.2%	-48166	663	1.4%	79004	1609	2.1%	104.16	104.04
2020/12/01	62449	7977	14.6%	14946	716	5.0%	-47503	7261	18.0%	77395	8693	12.7%	104.32	104.17
2020/11/24	54472	14159	35.1%	14230	3584	33.7%	-40242	10575	35.6%	68702	17743	34.8%	104.48	104.06
2020/11/17	40313	-15331	-27.6%	10646	-3104	-22.6%	-29667	-12227	-29.2%	50959	-18435	-26.6%	104.19	103.82
2020/11/10	55644	4632	9.1%	13750	-9164	-40.0%	-41894	13796	49.1%	69394	-4532	-6.1%	105.26	104.63
2020/11/03	51012	4881	10.6%	22914	-5324	-18.9%	-28098	10205	57.0%	73926	-443	-0.6%	104.61	103.30
2020/10/27	46131	-393	-0.8%	28238	-4103	-12.7%	-17893	3710	26.2%	74369	-4496	-5.7%	104.51	104.67
2020/10/20	46524	-721	-1.5%	32341	5072	18.6%	-14183	-5793	-29.0%	78865	4351	5.8%	105.47	104.71
2020/10/13	47245	1466	3.2%	27269	2592	10.5%	-19976	-1126	-5.3%	74514	4058	5.8%	105.50	105.40
2020/10/06	45779	-1756	-3.7%	24677	1931	8.5%	-21102	-3687	-14.9%	70456	175	0.2%	105.63	105.61
2020/09/29	47535	-11498	-19.5%	22746	-6706	-22.8%	-24789	-4792	-16.2%	70281	-18204	-20.6%	105.66	105.39
2020/09/22	59033	8673	17.2%	29452	1981	7.2%	-29581	6692	29.2%	88485	10654	13.7%	104.94	105.61
2020/09/15	50360	5510	12.3%	27471	4363	18.9%	-22889	1147	5.3%	77831	9873	14.5%	105.43	104.59
2020/09/08	44850	-1804	-3.9%	23108	6058	35.5%	-21742	-7862	-26.6%	67958	4254	6.7%	105.95	106.08
2020/09/01	46654			17050			-29604			63704			105.95	106.23

JAPANESE YEN - CHICAGO MERCANTILE EXCHANGE
FUTURES ONLY POSITIONS

— 金曜終値 — 火曜終値 Short枚数 Long枚数 ■ 売り越し or 買い越し枚数



FX 勝てば言軍?

http://fx.najirane.com

EURO FX - CHICAGO MERCANTILE EXCHANGE

Code-099741

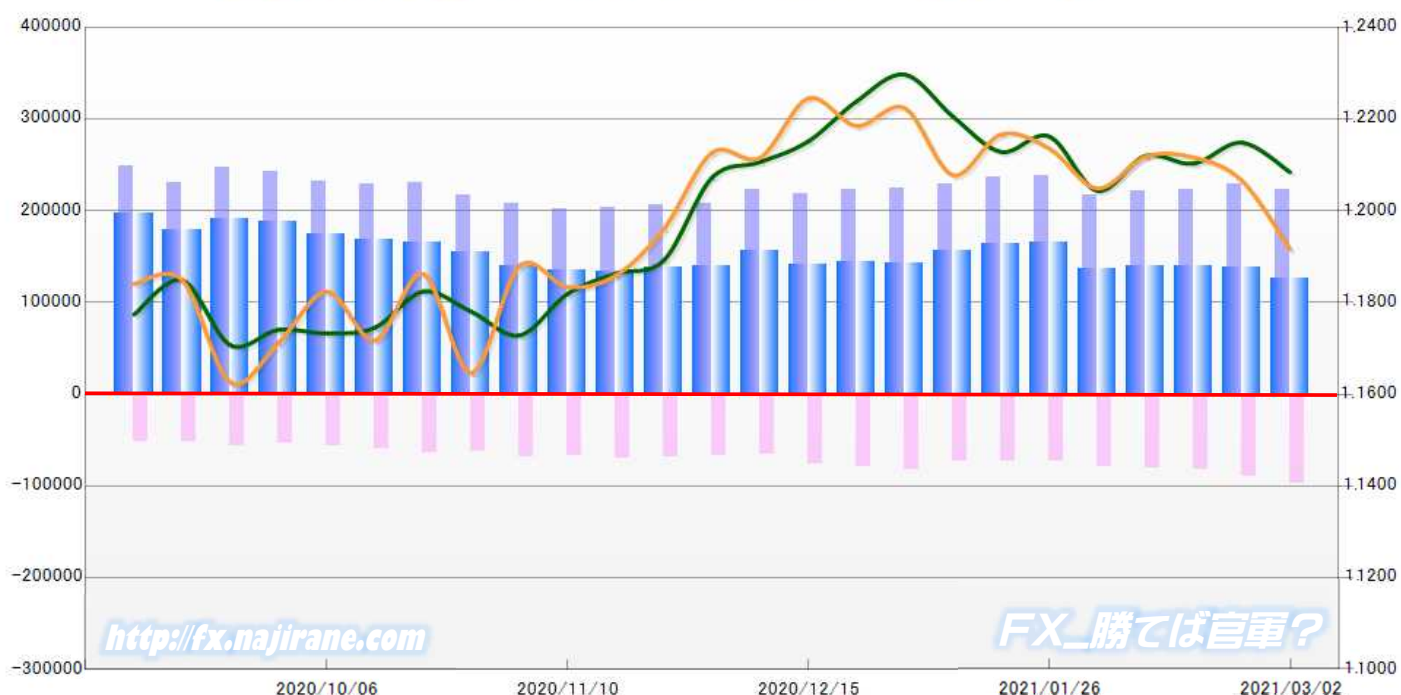
2020/09/01 ~ 2021/03/02

2021/03/05 NYクローズ時公表値

Report_Date	Non Commercial Positions											火曜日 引け値	金曜日 引け値	
	Long	増減		Short	増減		売り越し	増減		売買計	増減			
2021/03/02	222655	-5846	-2.6%	96667	6531	7.2%	-125988	-12377	-8.9%	319322	685	0.2%	1.2084	1.1916
2021/02/23	228501	5606	2.5%	90136	7247	8.7%	-138365	-1641	-1.2%	318637	12853	4.2%	1.2149	1.2066
2021/02/16	222895	1952	0.9%	82889	2168	2.7%	-140006	-216	-0.2%	305784	4120	1.4%	1.2103	1.2116
2021/02/09	220943	4056	1.9%	80721	837	1.0%	-140222	3219	2.3%	301664	4893	1.6%	1.2120	1.2118
2021/02/02	216887	-21212	-8.9%	79884	7129	9.8%	-137003	-28341	-17.1%	296771	-14083	-4.5%	1.2044	1.2049
2021/01/26	238099	1566	0.7%	72755	-312	-0.4%	-165344	1878	1.1%	310854	1254	0.4%	1.2162	1.2136
2021/01/19	236533	7776	3.4%	73067	200	0.3%	-163466	7576	4.9%	309600	7976	2.6%	1.2128	1.2166
2021/01/12	228757	3925	1.7%	72867	-8974	-11.0%	-155890	12899	9.0%	301624	-5049	-1.6%	1.2206	1.2078
2021/01/05	224832	2389	1.1%	81841	3300	4.2%	-142991	-911	-0.6%	306673	5689	1.9%	1.2297	1.2224
2020/12/21	222443	3733	1.7%	78541	1664	2.2%	-143902	2069	1.5%	300984	5397	1.8%	1.2239	1.2185
2020/12/15	218710	-3811	-1.7%	76877	10785	16.3%	-141833	-14596	-9.3%	295587	6974	2.4%	1.2151	1.2245
2020/12/08	222521	15219	7.3%	66092	-1316	-2.0%	-156429	16535	11.8%	288613	13903	5.1%	1.2106	1.2116
2020/12/01	207302	948	0.5%	67408	-696	-1.0%	-139894	1644	1.2%	274710	252	0.1%	1.2072	1.2127
2020/11/24	206354	2803	1.4%	68104	-1487	-2.1%	-138250	4290	3.2%	274458	1316	0.5%	1.1892	1.1961
2020/11/17	203551	1177	0.6%	69591	2504	3.7%	-133960	-1327	-1.0%	273142	3681	1.4%	1.1863	1.1859
2020/11/10	202374	-5863	-2.8%	67087	-801	-1.2%	-135287	-5062	-3.6%	269461	-6664	-2.4%	1.1819	1.1834
2020/11/03	208237	-9206	-4.2%	67888	6000	9.7%	-140349	-15206	-9.8%	276125	-3206	-1.1%	1.1728	1.1880
2020/10/27	217443	-12435	-5.4%	61888	-2047	-3.2%	-155555	-10388	-6.3%	279331	-14482	-4.9%	1.1780	1.1647
2020/10/20	229878	1583	0.7%	63935	4277	7.2%	-165943	-2694	-1.6%	293813	5860	2.0%	1.1824	1.1863
2020/10/13	228295	-3074	-1.3%	59658	2597	4.6%	-168637	-5671	-3.3%	287953	-477	-0.2%	1.1745	1.1718
2020/10/06	231369	-10598	-4.4%	57061	3210	6.0%	-174308	-13808	-7.3%	288430	-7388	-2.5%	1.1733	1.1824
2020/09/29	241967	-5082	-2.1%	53851	-2376	-4.2%	-188116	-2706	-1.4%	295818	-7458	-2.5%	1.1741	1.1712
2020/09/22	247049	16354	7.1%	56227	4108	7.9%	-190822	12246	6.9%	303276	20462	7.2%	1.1707	1.1626
2020/09/15	230695	-17988	-7.2%	52119	250	0.5%	-178576	-18238	-9.3%	282814	-17738	-5.9%	1.1849	1.1849
2020/09/08	248683	-2184	-0.9%	51869	-2251	-4.2%	-196814	67	0.0%	300552	-4435	-1.5%	1.1774	1.1841
2020/09/01	250867			54120			-196747			304987			1.1917	1.1842

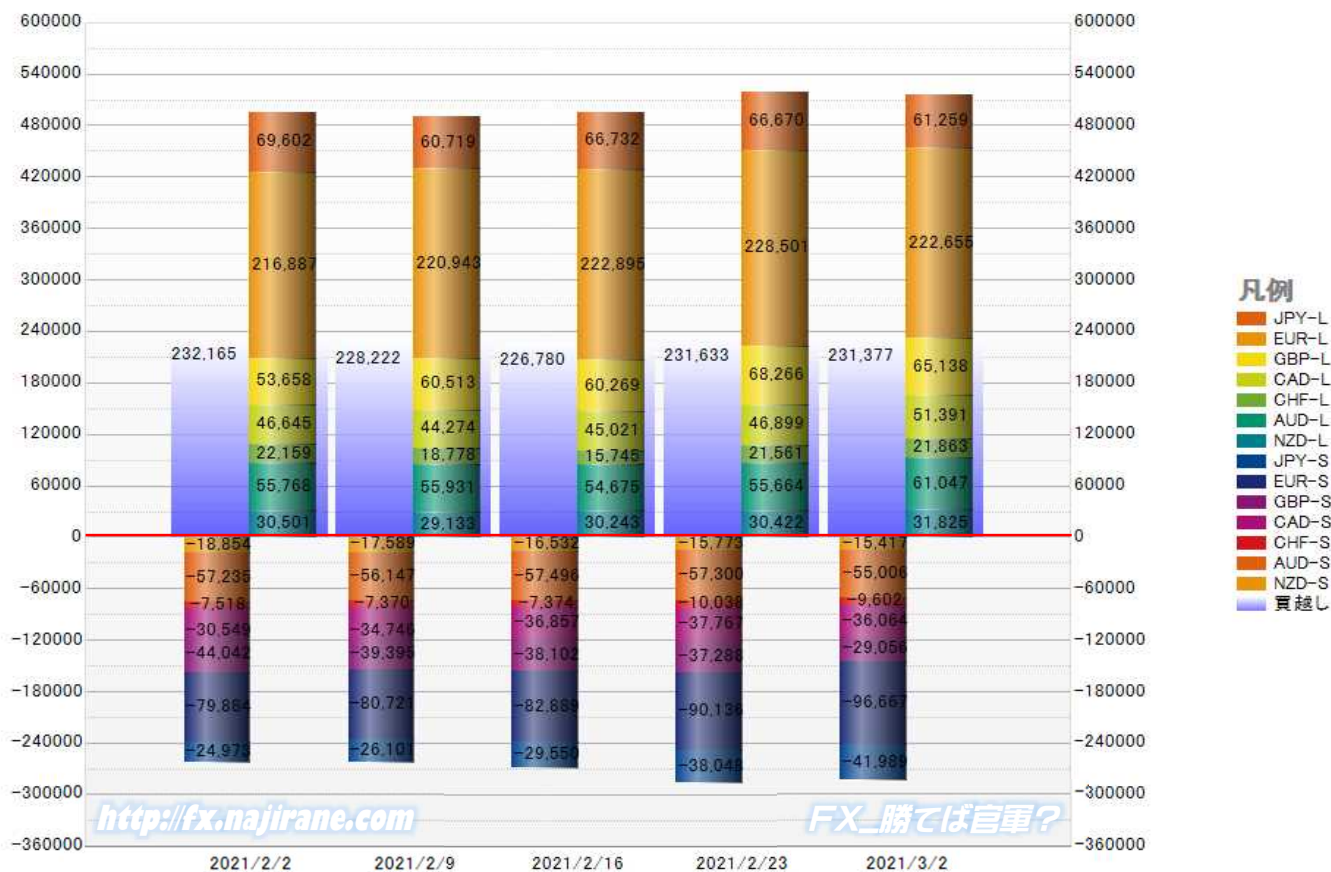
EURO FX - CHICAGO MERCANTILE EXCHANGE
FUTURES ONLY POSITIONS

— 金曜締め最終値 — 火曜締め最終値 — Short枚数 — Long枚数 ■ 売り越し or 買い越し枚数



	2021/02/02			2021/02/09			2021/02/16			2021/02/23			2021/03/02		
	Long	Short	売り越し	Long	Short	売り越し	Long	Short	売り越し	Long	Short	売り越し	Long	Short	売り越し
JPY	69602	24973	-44629	60719	26101	-34618	66732	29550	-37182	66670	38048	-28622	61259	41989	-19270
	前週比 枚数増減 (枚)			-8883	1128	-10011	6013	3449	2564	-62	8498	-8560	-5411	3941	-9352
	前週比 枚数増減 (%)			-12.8%	4.5%	-22.4%	9.9%	13.2%	7.4%	-0.1%	28.8%	-23.0%	-8.1%	10.4%	-32.7%
EUR	216887	79884	-137003	220943	80721	-140222	222895	82889	-140006	228501	90136	-138365	222655	96667	-125988
	前週比 枚数増減 (枚)			4056	837	3219	1952	2168	-216	5606	7247	-1641	-5846	6531	-12377
	前週比 枚数増減 (%)			1.9%	1.0%	2.3%	0.9%	2.7%	-0.2%	2.5%	8.7%	-1.2%	-2.6%	7.2%	-8.9%
GBP	53658	44042	-9616	60513	39395	-21118	60269	38102	-22167	68266	37288	-30978	65138	29056	-36082
	前週比 枚数増減 (枚)			6855	-4647	11502	-244	-1293	1049	7997	-814	8811	-3128	-8232	5104
	前週比 枚数増減 (%)			12.8%	-10.6%	119.6%	-0.4%	-3.3%	5.0%	13.3%	-2.1%	39.7%	-4.6%	-22.1%	16.5%
AUD	55768	57235	1467	55931	56147	216	54675	57496	2821	55664	57300	1636	61047	55006	-6041
	前週比 枚数増減 (枚)			163	-1088	-1251	-1256	1349	2605	989	-196	-1185	5383	-2294	7677
	前週比 枚数増減 (%)			0.3%	-1.9%	-85.3%	-2.2%	2.4%	1206.0%	1.8%	-0.3%	-42.0%	9.7%	-4.0%	469.3%
CAD	46645	30549	-16096	44274	34746	-9528	45021	36857	-8164	46899	37767	-9132	51391	36064	-15327
	前週比 枚数増減 (枚)			-2371	4197	-6568	747	2111	-1364	1878	910	968	4492	-1703	6195
	前週比 枚数増減 (%)			-5.1%	13.7%	-40.8%	1.7%	6.1%	-14.3%	4.2%	2.5%	11.9%	9.6%	-4.5%	67.8%
CHF	22159	7518	-14641	18778	7370	-11408	15745	7374	-8371	21561	10038	-11523	21863	9602	-12261
	前週比 枚数増減 (枚)			-3381	-148	-3233	-3033	4	-3037	5816	2664	3152	302	-436	738
	前週比 枚数増減 (%)			-15.3%	-2.0%	-22.1%	-16.2%	0.1%	-26.6%	36.9%	36.1%	37.7%	1.4%	-4.3%	6.4%
NZD	30501	18854	-11647	29133	17589	-11544	30243	16532	-13711	30422	15773	-14649	31825	15417	-16408
	前週比 枚数増減 (枚)			-1368	-1265	-103	1110	-1057	2167	179	-759	938	1403	-356	1759
	前週比 枚数増減 (%)			-4.5%	-6.7%	-0.9%	3.8%	-6.0%	18.8%	0.6%	-4.6%	6.8%	4.6%	-2.3%	12.0%
MXN	53406	50538	-2868	53203	51720	-1483	57670	56258	-1412	54655	51630	-3025	52098	47667	-4431
	前週比 枚数増減 (枚)			-203	1182	-1385	4467	4538	-71	-3015	-4628	1613	-2557	-3963	1406
	前週比 枚数増減 (%)			-0.4%	2.3%	-48.3%	8.4%	8.8%	-4.8%	-5.2%	-8.2%	114.2%	-4.7%	-7.7%	46.5%
Total All 8	548626	313593	-235033	543494	313789	-229705	553250	325058	-228192	572638	337980	-234658	567276	331468	-235808
	前週比 枚数増減 (枚)			-5132	196	-5328	9756	11269	-1513	19388	12922	6466	-5362	-6512	1150
	前週比 枚数増減 (%)			-0.9%	0.1%	-2.3%	1.8%	3.6%	-0.7%	3.5%	4.0%	2.8%	-0.9%	-1.9%	0.5%
Total 7 (MXN除く)	495220	263055	-232165	490291	262069	-228222	495580	268800	-226780	517983	286350	-231633	515178	283801	-231377
	前週比 枚数増減 (枚)			-4929	-986	-3943	5289	6731	-1442	22403	17550	4853	-2805	-2549	-256
	前週比 枚数増減 (%)			-1.0%	-0.4%	-1.7%	1.1%	2.6%	-0.6%	4.5%	6.5%	2.1%	-0.5%	-0.9%	-0.1%

直近5週 CFTC IMM主要7通貨の構成

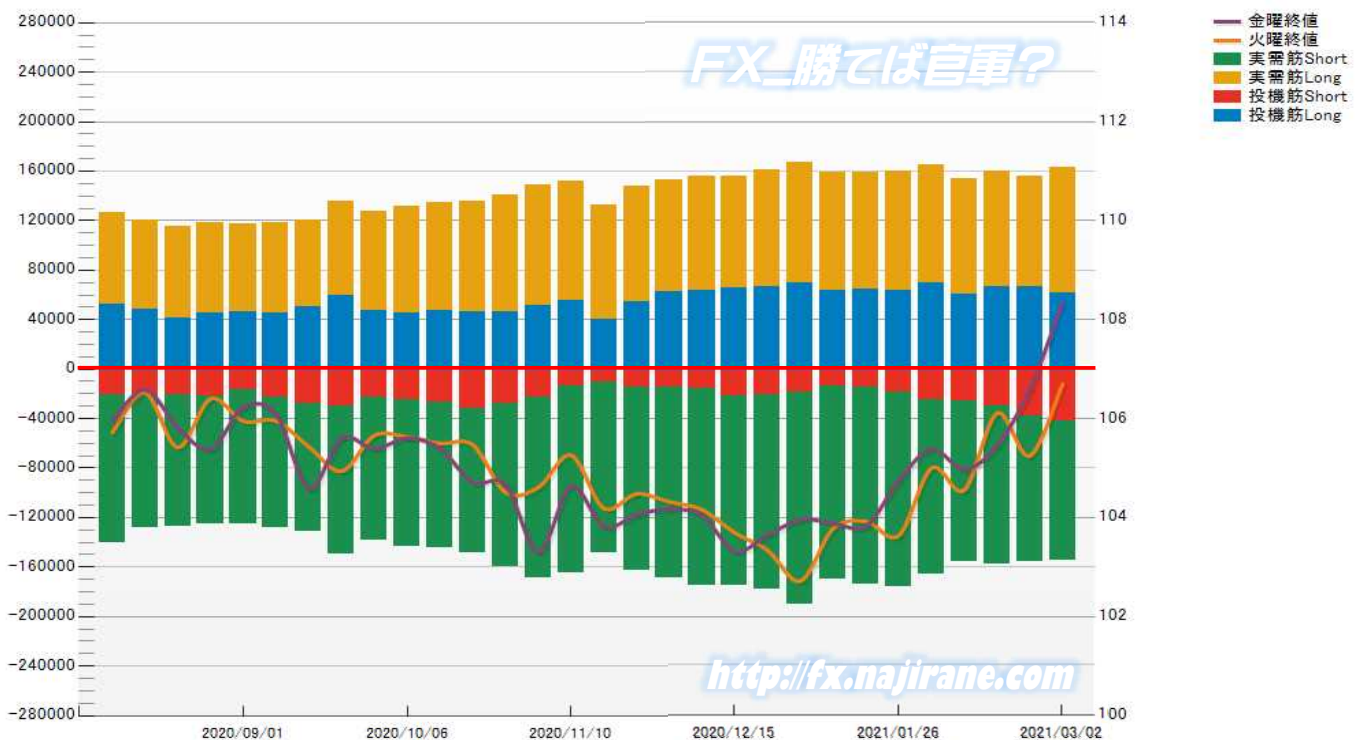


**JAPANESE YEN - CHICAGO MERCANTILE EXCHANGE
FUTURES ONLY POSITIONS**

**Code-097741
2021/03/05 公表値**

Date	投機筋集計				実需筋集計				投機筋+実需筋合計				ドル円終値	
	円買い	円売り	売り越し	売買計	円買い	円売り	売り越し	売買計	円買い	円売り	売り越し	売買計	火曜締め	金曜締め
2021/03/02	61259	41989	-19270	103248	101787	113100	11313	214887	163046	155089	-7957	318135	106.70	108.35
2021/02/23	66670	38048	-28622	104718	89663	117750	28087	207413	156333	155798	-535	312131	105.25	106.60
2021/02/16	66732	29550	-37182	96282	92764	128250	35486	221014	159496	157800	-1696	317296	106.11	105.46
2021/02/09	60719	26101	-34618	86820	92849	129722	36873	222571	153568	155823	2255	309391	104.56	104.97
2021/02/02	69602	24973	-44629	94575	95041	140921	45880	235962	164643	165894	1251	330537	105.00	105.39
2021/01/26	63463	18471	-44992	81934	96095	157655	61560	253750	159558	176126	16568	335684	103.64	104.75
2021/01/19	64143	14129	-50014	78272	94924	159866	64942	254790	159067	173995	14928	333062	103.92	103.83
2021/01/12	63857	13337	-50520	77194	94609	156406	61797	251015	158466	169743	11277	328209	103.78	103.89
2021/01/05	69163	18973	-50190	88136	98129	171246	73117	269375	167292	190219	22927	357511	102.72	103.96
2020/12/21	66970	20877	-46093	87847	93605	156671	63066	250276	160575	177548	16973	338123	103.34	103.65
2020/12/15	65376	21413	-43963	86789	90761	153874	63113	244635	156137	175287	19150	331424	103.69	103.32
2020/12/08	63585	15419	-48166	79004	92587	159561	66974	252148	156172	174980	18808	331152	104.16	104.04
2020/12/01	62449	14946	-47503	77395	90038	153443	63405	243481	152487	168389	15902	320876	104.32	104.17
2020/11/24	54472	14230	-40242	68702	93462	148259	54797	241721	147934	162489	14555	310423	104.48	104.06
2020/11/17	40313	10646	-29667	50959	92697	137577	44880	230274	133010	148223	15213	281233	104.19	103.82
2020/11/10	55644	13750	-41894	69394	96135	151491	55356	247626	151779	165241	13462	317020	105.26	104.63
2020/11/03	51012	22914	-28098	73926	97895	145570	47675	243465	148907	168484	19577	317391	104.61	103.30
2020/10/27	46131	28238	-17893	74369	94605	131414	36809	226019	140736	159652	18916	300388	104.51	104.67
2020/10/20	46524	32341	-14183	78865	88750	115778	27028	204528	135274	148119	12845	283393	105.47	104.71
2020/10/13	47245	27269	-19976	74514	86989	117085	30096	204074	134234	144354	10120	278588	105.50	105.40
2020/10/06	45779	24677	-21102	70456	86102	119068	32966	205170	131881	143745	11864	275626	105.63	105.61
2020/09/29	47535	22746	-24789	70281	79984	116054	36070	196038	127519	138800	11281	266319	105.66	105.39
2020/09/22	59033	29452	-29581	88485	76239	119883	43644	196122	135272	149335	14063	284607	104.94	105.61
2020/09/15	50360	27471	-22889	77831	69658	104286	34628	173944	120018	131757	11739	251775	105.43	104.59
2020/09/08	44850	23108	-21742	67958	73161	105346	32185	178507	118011	128454	10443	246465	105.95	106.08
2020/09/01	46654	17050	-29604	63704	70342	108353	38011	178695	116996	125403	8407	242399	105.95	106.23
2020/08/25	44978	21362	-23616	66340	73477	103640	30163	177117	118455	125002	6547	243457	106.40	105.38
2020/08/18	41717	21133	-20584	62850	73149	105667	32518	178816	114866	126800	11934	241666	105.42	105.82
2020/08/11	48158	21142	-27016	69300	72712	107449	34737	180161	120870	128591	7721	249461	106.52	106.59
2020/08/04	52073	20644	-31429	72717	74165	120290	46125	194455	126238	140934	14696	267172	105.72	105.95

**JAPANESE YEN - CHICAGO MERCANTILE EXCHANGE
FUTURES ONLY POSITIONS Code-097741**

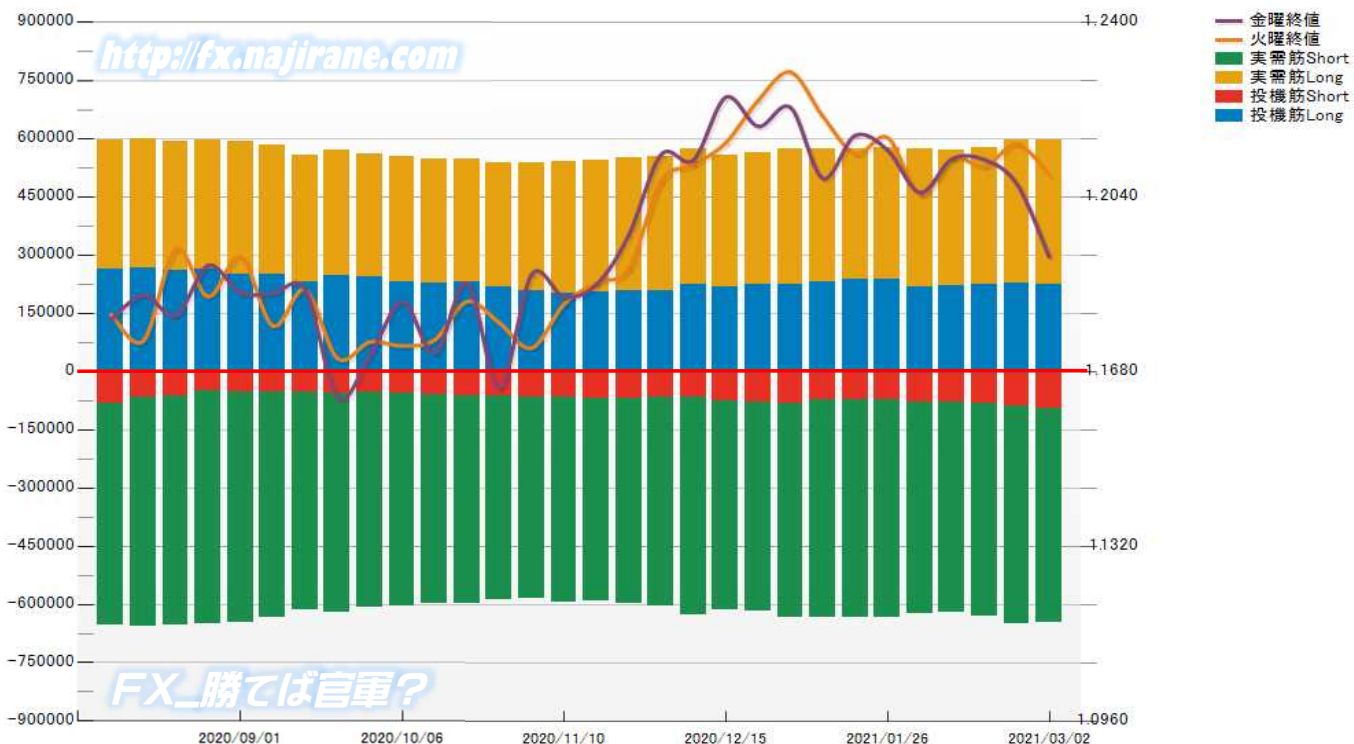


EURO FX - CHICAGO MERCANTILE EXCHANGE
FUTURES ONLY POSITIONS

Code-099741
2021/03/05 公表値

Date	投機筋集計				実需筋集計				投機筋+実需筋合計				ユーロドル終値	
	EUR買い	EUR売り	売り越し	売買計	EUR買い	EUR売り	売り越し	売買計	EUR買い	EUR売り	売り越し	売買計	火曜締め	金曜締め
2021/03/02	222655	96667	-125988	319322	374362	550290	175928	924652	597017	646957	49940	1243974	1.2084	1.1916
2021/02/23	228501	90136	-138365	318637	366500	560917	194417	927417	595001	651053	56052	1246054	1.2149	1.2066
2021/02/16	222895	82889	-140006	305784	352756	546512	193756	899268	575651	629401	53750	1205052	1.2103	1.2116
2021/02/09	220943	80721	-140222	301664	349377	541364	191987	890741	570320	622085	51765	1192405	1.2120	1.2118
2021/02/02	216887	79884	-137003	296771	354432	543240	188808	897672	571319	623124	51805	1194443	1.2044	1.2049
2021/01/26	238099	72755	-165344	310854	339228	559856	220628	899084	577327	632611	55284	1209938	1.2162	1.2136
2021/01/19	236533	73067	-163466	309600	337268	559646	222378	896914	573801	632713	58912	1206514	1.2128	1.2166
2021/01/12	228757	72867	-155890	301624	345185	560987	215802	906172	573942	633854	59912	1207796	1.2206	1.2078
2021/01/05	224832	81841	-142991	306673	349449	550714	201265	900163	574281	632555	58274	1206836	1.2297	1.2224
2020/12/21	222443	78541	-143902	300984	339342	538743	199401	878085	561785	617284	55499	1179069	1.2239	1.2185
2020/12/15	218710	76877	-141833	295587	338345	537607	199262	875952	557055	614484	57429	1171539	1.2151	1.2245
2020/12/08	222521	66092	-156429	288613	349005	562077	213072	911082	571526	628169	56643	1199695	1.2106	1.2116
2020/12/01	207302	67408	-139894	274710	345848	536756	190908	882604	553150	604164	51014	1157314	1.2072	1.2127
2020/11/24	206354	68104	-138250	274458	342250	530912	188662	873162	548604	599016	50412	1147620	1.1892	1.1961
2020/11/17	203551	69591	-133960	273142	338363	522088	183725	860451	541914	591679	49765	1133593	1.1863	1.1859
2020/11/10	202374	67087	-135287	269461	339154	526728	187574	865882	541528	593815	52287	1135343	1.1819	1.1834
2020/11/03	208237	67888	-140349	276125	329671	516373	186702	846044	537908	584261	46353	1122169	1.1728	1.1880
2020/10/27	217443	61888	-155555	279331	320086	526904	206818	846990	537529	588792	51263	1126321	1.1780	1.1647
2020/10/20	229878	63935	-165943	293813	316168	535679	219511	851847	546046	599614	53568	1145660	1.1824	1.1863
2020/10/13	228295	59658	-168637	287953	320037	538976	218939	859013	548332	598634	50302	1146966	1.1745	1.1718
2020/10/06	231369	57061	-174308	288430	322277	548547	226270	870824	553646	605608	51962	1159254	1.1733	1.1824
2020/09/29	241967	53851	-188116	295818	319362	554998	235636	874360	561329	608849	47520	1170178	1.1741	1.1712
2020/09/22	247049	56227	-190822	303276	324148	563561	239413	887709	571197	619788	48591	1190985	1.1707	1.1626
2020/09/15	230695	52119	-178576	282814	326724	561883	235159	888607	557419	614002	56583	1171421	1.1849	1.1849
2020/09/08	248683	51869	-196814	300552	332939	581988	249049	914927	581622	633857	52235	1215479	1.1774	1.1841
2020/09/01	250867	54120	-196747	304987	340434	592019	251585	932453	591301	646139	54838	1237440	1.1917	1.1842
2020/08/25	262061	50309	-211752	312370	332664	600646	267982	933310	594725	650955	56230	1245680	1.1834	1.1899
2020/08/18	259244	62301	-196943	321545	332209	591573	259364	923782	591453	653874	62421	1245327	1.1932	1.1795
2020/08/11	266078	66327	-199751	332405	332842	589103	256261	921945	598920	655430	56510	1254350	1.1743	1.1837
2020/08/04	262109	81461	-180648	343570	332310	573668	241358	905978	594419	655129	60710	1249548	1.1797	1.1787

EURO FX - CHICAGO MERCANTILE EXCHANGE
FUTURES ONLY POSITIONS Code-099741



IMM扱い8通貨/ダウ/日経/金/オイル/主要クロス円の過去5日及び過去5週の4本値

AUDUSD					CADUSD					CHFUSD				
Date	Open	High	Low	Close	Date	Open	High	Low	Close	Date	Open	High	Low	Close
2021/03/05	0.7721	0.7727	0.7624	0.7693	2021/03/05	0.7897	0.7908	0.7851	0.7899	2021/03/05	1.0764	1.0802	1.0731	1.0740
2021/03/04	0.7776	0.7815	0.7709	0.7721	2021/03/04	0.7901	0.7952	0.7878	0.7897	2021/03/04	1.0872	1.0882	1.0755	1.0764
2021/03/03	0.7816	0.7838	0.7771	0.7777	2021/03/03	0.7910	0.7941	0.7900	0.7901	2021/03/03	1.0929	1.0940	1.0870	1.0873
2021/03/02	0.7770	0.7838	0.7737	0.7816	2021/03/02	0.7909	0.7936	0.7875	0.7910	2021/03/02	1.0931	1.0945	1.0878	1.0929
2021/03/01	0.7720	0.7787	0.7714	0.7770	2021/03/01	0.7852	0.7911	0.7850	0.7910	2021/03/01	1.1010	1.1024	1.0918	1.0931

CNYUSD					EURUSD					GBPUSD				
Date	Open	High	Low	Close	Date	Open	High	Low	Close	Date	Open	High	Low	Close
2021/03/05	0.1541	0.1543	0.1539	0.1539	2021/03/05	1.1975	1.1975	1.1894	1.1916	2021/03/05	1.3897	1.3907	1.3779	1.3846
2021/03/04	0.1543	0.1546	0.1543	0.1544	2021/03/04	1.2064	1.2067	1.1962	1.1975	2021/03/04	1.3950	1.4017	1.3881	1.3897
2021/03/03	0.1545	0.1548	0.1545	0.1546	2021/03/03	1.2084	1.2113	1.2043	1.2063	2021/03/03	1.3955	1.4006	1.3921	1.3950
2021/03/02	0.1547	0.1547	0.1542	0.1543	2021/03/02	1.2050	1.2095	1.1992	1.2084	2021/03/02	1.3928	1.3977	1.3859	1.3955
2021/03/01	0.1545	0.1547	0.1544	0.1545	2021/03/01	1.2076	1.2101	1.2028	1.2050	2021/03/01	1.3939	1.3999	1.3904	1.3928

JPYUSD					MXNUSD					NZDUSD				
Date	Open	High	Low	Close	Date	Open	High	Low	Close	Date	Open	High	Low	Close
2021/03/05	0.9261	0.9275	0.9205	0.9229	2021/03/05	4.7362	4.7418	4.6759	4.6954	2021/03/05	0.7187	0.7187	0.7100	0.7169
2021/03/04	0.9345	0.9349	0.9260	0.9261	2021/03/04	4.7767	4.8159	4.7246	4.7362	2021/03/04	0.7247	0.7273	0.7173	0.7187
2021/03/03	0.9372	0.9372	0.9332	0.9345	2021/03/03	4.8521	4.8644	4.7625	4.7767	2021/03/03	0.7283	0.7305	0.7237	0.7247
2021/03/02	0.9365	0.9374	0.9350	0.9372	2021/03/02	4.8423	4.8633	4.8105	4.8521	2021/03/02	0.7268	0.7307	0.7210	0.7283
2021/03/01	0.9385	0.9401	0.9356	0.9365	2021/03/01	4.7953	4.8581	4.7918	4.8423	2021/03/01	0.7241	0.7293	0.7226	0.7268

Nikkei 225 - Japan (NIX)						
Date	Open	High	Low	Close	(ドル建て終値)	出来高
2021/03/05	28725.48	28864.32	28309.08	28864.32	266.40	266
2021/03/04	29198.42	29277.19	28711.04	28930.11	267.93	267
2021/03/03	29482.12	29604.37	29336.60	29559.10	276.23	276
2021/03/02	29939.75	29994.01	29318.13	29408.17	275.61	275
2021/03/01	28966.01	29686.37	28966.01	29663.50	277.81	277
週4本値	28966.01	29994.01	28309.08	28864.32	266.40	(N225銘柄計) (東証一部全体計)

XAUUSD					
Date	Open	High	Low	Close	出来高
2021/03/05	1697.72	1707.48	1687.56	1698.33	0
2021/03/04	1710.98	1722.91	1690.94	1697.50	0
2021/03/03	1738.22	1740.52	1702.28	1711.04	0
2021/03/02	1724.96	1739.18	1707.31	1738.48	0
2021/03/01	1733.82	1759.54	1719.77	1724.95	0
週4本値	1733.82	1759.54	1687.56	1698.33	0

Dow Jones Industrial - USA (DJIA)					
Date	Open	High	Low	Close	出来高
2021/03/05	31029.18	31580.33	30766.81	31496.30	505347596
2021/03/04	31289.01	31461.97	30547.53	30924.14	5378500
2021/03/03	31352.96	31563.31	31260.14	31270.09	4096600
2021/03/02	31535.37	31623.27	31377.16	31391.52	3372700
2021/03/01	31065.90	31668.34	31065.90	31535.51	3856700
週4本値	31065.90	31668.34	30547.53	31496.30	

Historical Data by

 Arrangement by


Crude Light Oil						
Date	Open	High	Low	Close	出来高	
2021/03/05	64.03	66.40	63.86	66.26	0	
2021/03/04	61.08	64.86	60.52	63.83	1700081	
2021/03/03	59.55	61.99	59.24	61.28	1082922	
2021/03/02	60.23	61.21	59.38	59.75	1016988	
2021/03/01	61.95	62.92	59.96	60.64	970816	
週4本値	61.95	66.40	59.24	66.26	0	

USDJPY					EURJPY					GBPJPY				
日付	始値	高値	安値	終値	日付	始値	高値	安値	終値	日付	始値	高値	安値	終値
2021/03/05	107.98	108.64	107.82	108.35	2021/03/05	129.30	129.58	128.85	129.11	2021/03/05	150.05	150.37	149.37	150.03
2021/03/04	107.01	108.00	106.97	107.98	2021/03/04	129.09	129.64	128.92	129.30	2021/03/04	149.28	150.73	149.06	150.05
2021/03/03	106.70	107.15	106.70	107.01	2021/03/03	128.94	129.46	128.74	129.09	2021/03/03	148.90	149.70	148.87	149.28
2021/03/02	106.78	106.96	106.68	106.70	2021/03/02	128.67	129.08	128.19	128.94	2021/03/02	148.72	149.20	148.12	148.90
2021/03/01	106.55	106.89	106.37	106.78	2021/03/01	128.68	128.94	128.22	128.67	2021/03/01	148.53	149.30	148.35	148.72

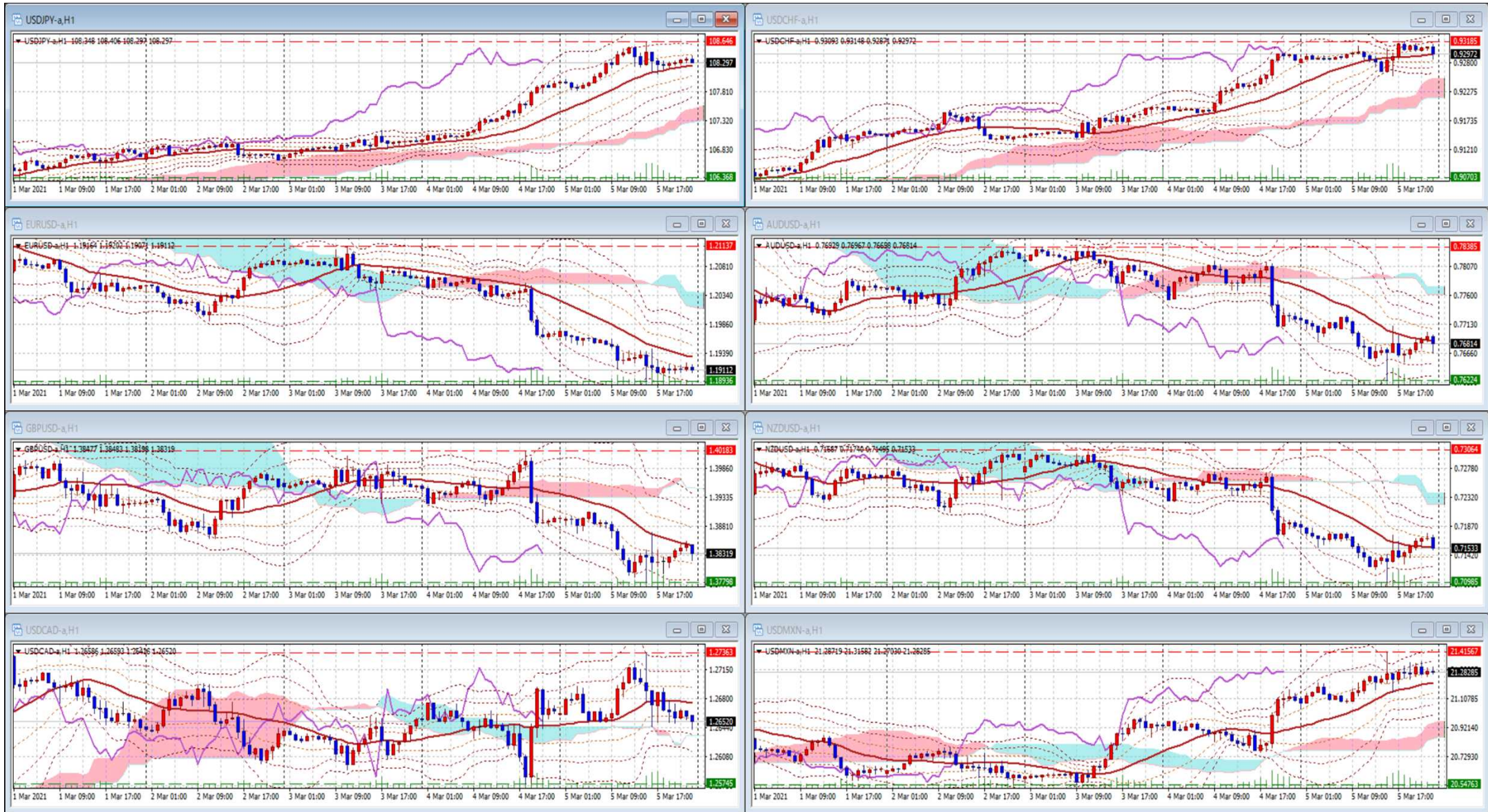
USDJPY Weekly					EURJPY Weekly					GBPJPY Weekly				
日付	始値	高値	安値	終値	日付	始値	高値	安値	終値	日付	始値	高値	安値	終値
2021/03/05	106.55	108.64	106.37	108.35	2021/03/05	128.68	129.64	128.19	129.11	2021/03/05	148.53	150.73	148.12	150.03
2021/02/26	105.51	106.69	104.92	106.60	2021/02/26	127.90	129.98	127.50	128.62	2021/02/26	147.87	150.45	147.41	148.50
2021/02/19	104.98	106.22	104.95	105.46	2021/02/19	127.28	128.46	127.23	127.78	2021/02/19	145.49	148.16	145.45	147.72
2021/02/12	105.40	105.67	104.41	104.97	2021/02/12	126.98	127.31	126.44	127.20	2021/02/12	144.71	145.48	144.04	145.38
2021/02/05	104.81	105.77	104.62	105.39	2021/02/05	127.12	127.12	126.10	126.98	2021/02/05	143.63	144.89	142.85	144.79

先週のIMM取り扱い対ドル8通貨チャート

※ 赤線は週最高値/青線は週最低値、BB中心線はSMA21

2021/03/01 ~ 2021/03/05

Chart by OANDA Japan MetaTrader4



Pivot Maker Ver 3.0 by FX_勝てば官軍?

<http://fx.najirane.com>