

JAPANESE YEN - CHICAGO MERCANTILE EXCHANGE

Code-097741

2020/09/08

~

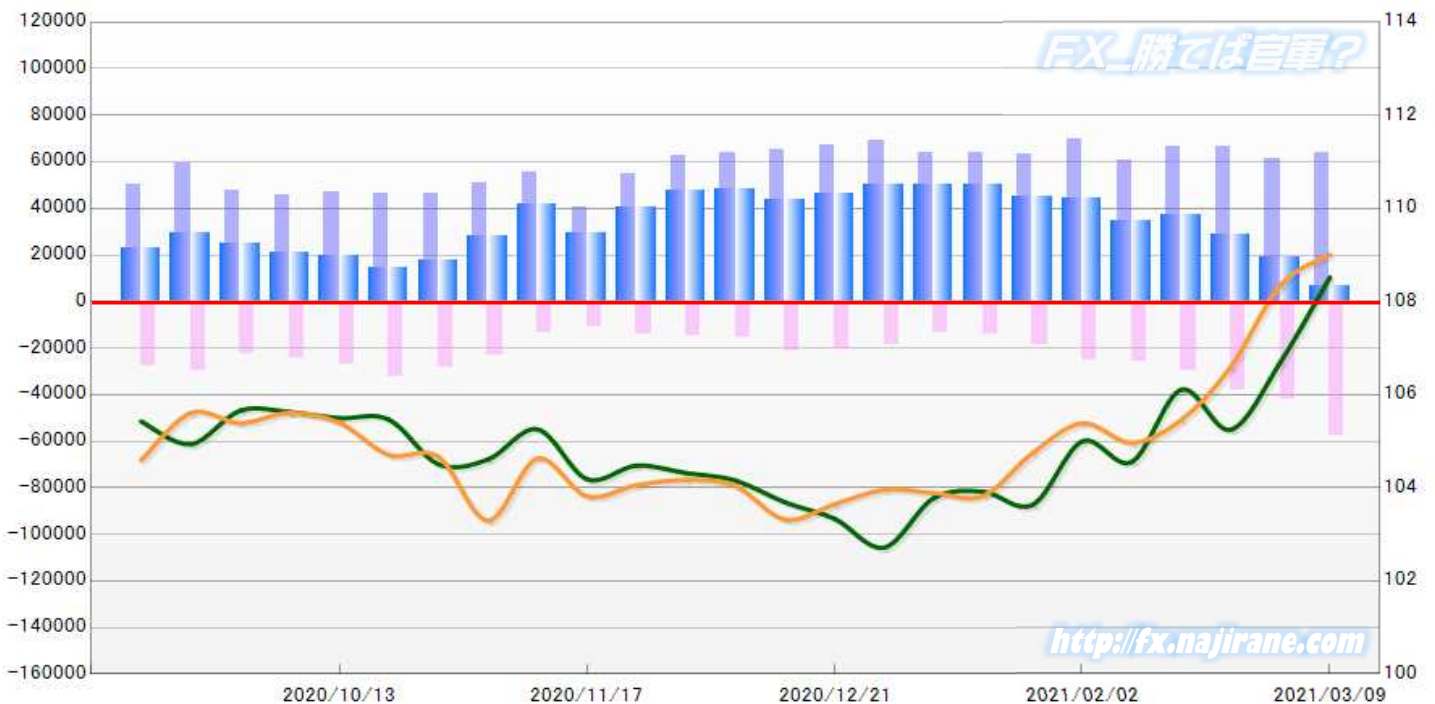
2021/03/09

2021/03/12 NYクローズ時公表値

Report_Date	Non Commercial Positions												火曜日 引け値	金曜日 引け値
	Long	増減	増減(%)	Short	増減	増減(%)	売り越し	増減	増減(%)	売買計	増減	増減(%)		
2021/03/09	64027	2768	4.5%	57513	15524	37.0%	-6514	-12756	-66.2%	121540	18292	17.7%	108.52	109.01
2021/03/02	61259	-5411	-8.1%	41989	3941	10.4%	-19270	-9352	-32.7%	103248	-1470	-1.4%	106.70	108.35
2021/02/23	66670	-62	-0.1%	38048	8498	28.8%	-28622	-8560	-23.0%	104718	8436	8.8%	105.25	106.60
2021/02/16	66732	6013	9.9%	29550	3449	13.2%	-37182	2564	7.4%	96282	9462	10.9%	106.11	105.46
2021/02/09	60719	-8883	-12.8%	26101	1128	4.5%	-34618	-10011	-22.4%	86820	-7755	-8.2%	104.56	104.97
2021/02/02	69602	6139	9.7%	24973	6502	35.2%	-44629	-363	-0.8%	94575	12641	15.4%	105.00	105.39
2021/01/26	63463	-680	-1.1%	18471	4342	30.7%	-44992	-5022	-10.0%	81934	3662	4.7%	103.64	104.75
2021/01/19	64143	286	0.4%	14129	792	5.9%	-50014	-506	-1.0%	78272	1078	1.4%	103.92	103.83
2021/01/12	63857	-5306	-7.7%	13337	-5636	-29.7%	-50520	330	0.7%	77194	-10942	-12.4%	103.78	103.89
2021/01/05	69163	2193	3.3%	18973	-1904	-9.1%	-50190	4097	8.9%	88136	289	0.3%	102.72	103.96
2020/12/21	66970	1594	2.4%	20877	-536	-2.5%	-46093	2130	4.8%	87847	1058	1.2%	103.34	103.65
2020/12/15	65376	1791	2.8%	21413	5994	38.9%	-43963	-4203	-8.7%	86789	7785	9.9%	103.69	103.32
2020/12/08	63585	1136	1.8%	15419	473	3.2%	-48166	663	1.4%	79004	1609	2.1%	104.16	104.04
2020/12/01	62449	7977	14.6%	14946	716	5.0%	-47503	7261	18.0%	77395	8693	12.7%	104.32	104.17
2020/11/24	54472	14159	35.1%	14230	3584	33.7%	-40242	10575	35.6%	68702	17743	34.8%	104.48	104.06
2020/11/17	40313	-15331	-27.6%	10646	-3104	-22.6%	-29667	-12227	-29.2%	50959	-18435	-26.6%	104.19	103.82
2020/11/10	55644	4632	9.1%	13750	-9164	-40.0%	-41894	13796	49.1%	69394	-4532	-6.1%	105.26	104.63
2020/11/03	51012	4881	10.6%	22914	-5324	-18.9%	-28098	10205	57.0%	73926	-443	-0.6%	104.61	103.30
2020/10/27	46131	-393	-0.8%	28238	-4103	-12.7%	-17893	3710	26.2%	74369	-4496	-5.7%	104.51	104.67
2020/10/20	46524	-721	-1.5%	32341	5072	18.6%	-14183	-5793	-29.0%	78865	4351	5.8%	105.47	104.71
2020/10/13	47245	1466	3.2%	27269	2592	10.5%	-19976	-1126	-5.3%	74514	4058	5.8%	105.50	105.40
2020/10/06	45779	-1756	-3.7%	24677	1931	8.5%	-21102	-3687	-14.9%	70456	175	0.2%	105.63	105.61
2020/09/29	47535	-11498	-19.5%	22746	-6706	-22.8%	-24789	-4792	-16.2%	70281	-18204	-20.6%	105.66	105.39
2020/09/22	59033	8673	17.2%	29452	1981	7.2%	-29581	6692	29.2%	88485	10654	13.7%	104.94	105.61
2020/09/15	50360	5510	12.3%	27471	4363	18.9%	-22889	1147	5.3%	77831	9873	14.5%	105.43	104.59
2020/09/08	44850			23108			-21742			67958			105.95	106.08

JAPANESE YEN - CHICAGO MERCANTILE EXCHANGE
FUTURES ONLY POSITIONS

— 金曜終値 — 火曜終値 — Short枚数 — Long枚数 ■ 売り越し or 買い越し枚数



FX 勝てば言軍?

<http://fx.najirane.com>

EURO FX - CHICAGO MERCANTILE EXCHANGE

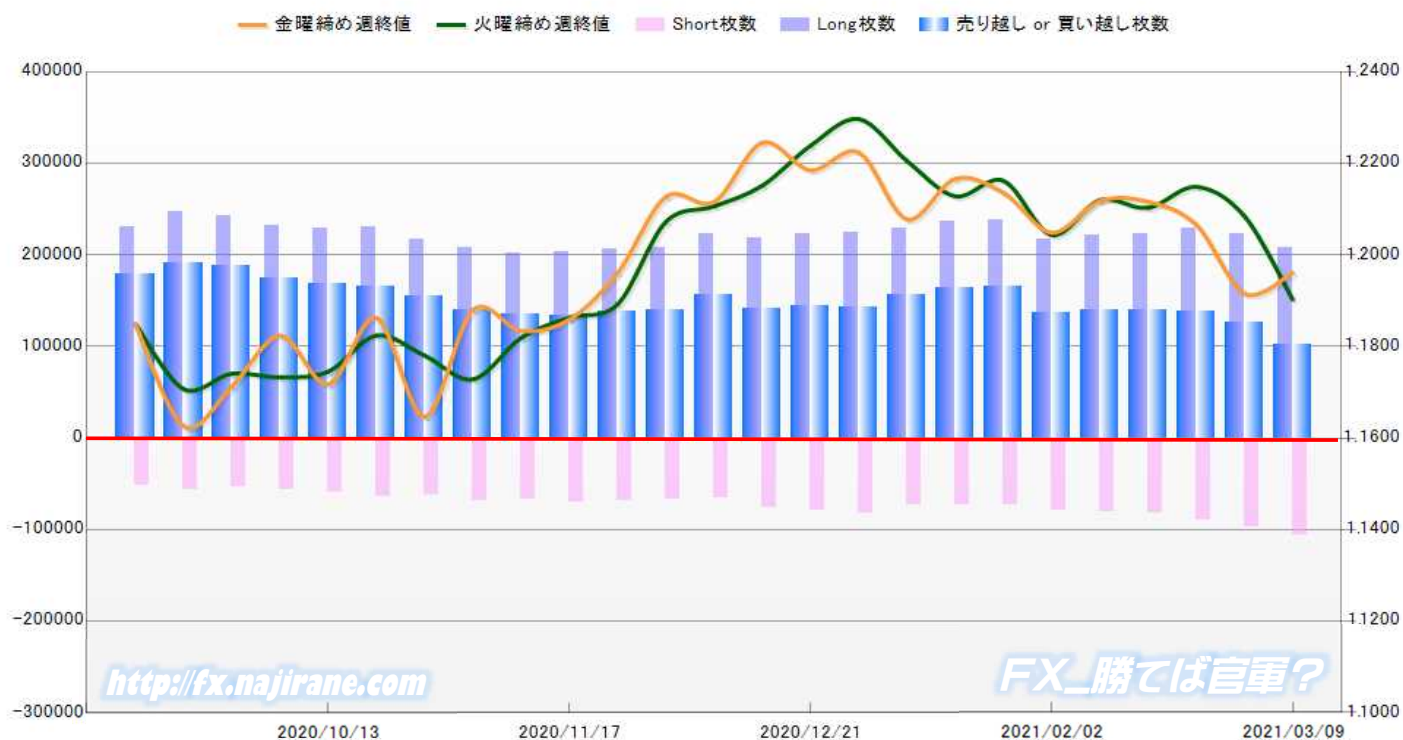
Code-099741

2020/09/08 ~ 2021/03/09

2021/03/12 NYクローズ時公表値

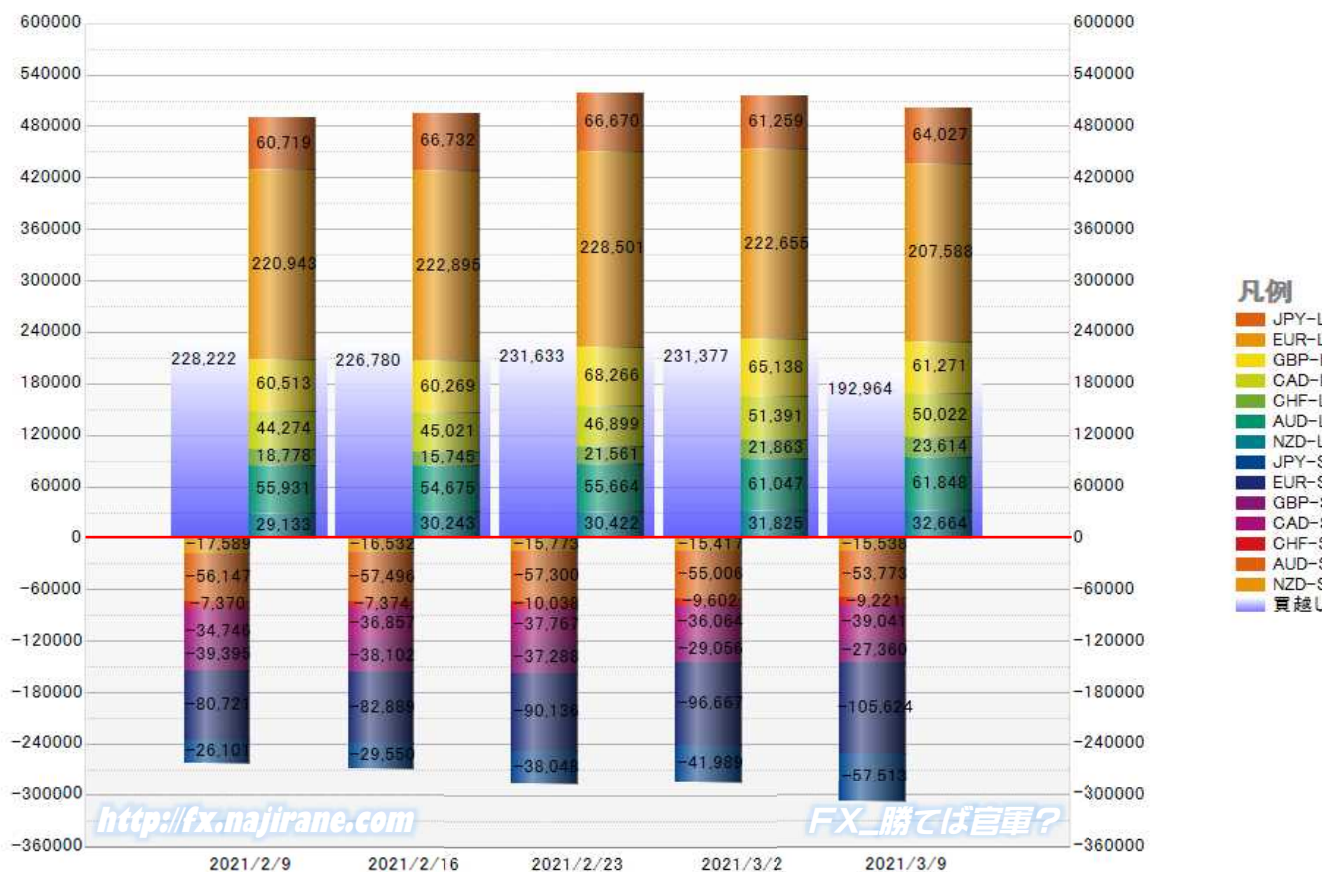
Report_Date	Non Commercial Positions											火曜日 引け値	金曜日 引け値	
	Long	増減		Short	増減		売り越し	増減		売買計	増減			
2021/03/09	207588	-15067	-6.8%	105624	8957	9.3%	-101964	-24024	-19.1%	313212	-6110	-1.9%	1.1902	1.1961
2021/03/02	222655	-5846	-2.6%	96667	6531	7.2%	-125988	-12377	-8.9%	319322	685	0.2%	1.2084	1.1916
2021/02/23	228501	5606	2.5%	90136	7247	8.7%	-138365	-1641	-1.2%	318637	12853	4.2%	1.2149	1.2066
2021/02/16	222895	1952	0.9%	82889	2168	2.7%	-140006	-216	-0.2%	305784	4120	1.4%	1.2103	1.2116
2021/02/09	220943	4056	1.9%	80721	837	1.0%	-140222	3219	2.3%	301664	4893	1.6%	1.2120	1.2118
2021/02/02	216887	-21212	-8.9%	79884	7129	9.8%	-137003	-28341	-17.1%	296771	-14083	-4.5%	1.2044	1.2049
2021/01/26	238099	1566	0.7%	72755	-312	-0.4%	-165344	1878	1.1%	310854	1254	0.4%	1.2162	1.2136
2021/01/19	236533	7776	3.4%	73067	200	0.3%	-163466	7576	4.9%	309600	7976	2.6%	1.2128	1.2166
2021/01/12	228757	3925	1.7%	72867	-8974	-11.0%	-155890	12899	9.0%	301624	-5049	-1.6%	1.2206	1.2078
2021/01/05	224832	2389	1.1%	81841	3300	4.2%	-142991	-911	-0.6%	306673	5689	1.9%	1.2297	1.2224
2020/12/21	222443	3733	1.7%	78541	1664	2.2%	-143902	2069	1.5%	300984	5397	1.8%	1.2239	1.2185
2020/12/15	218710	-3811	-1.7%	76877	10785	16.3%	-141833	-14596	-9.3%	295587	6974	2.4%	1.2151	1.2245
2020/12/08	222521	15219	7.3%	66092	-1316	-2.0%	-156429	16535	11.8%	288613	13903	5.1%	1.2106	1.2116
2020/12/01	207302	948	0.5%	67408	-696	-1.0%	-139894	1644	1.2%	274710	252	0.1%	1.2072	1.2127
2020/11/24	206354	2803	1.4%	68104	-1487	-2.1%	-138250	4290	3.2%	274458	1316	0.5%	1.1892	1.1961
2020/11/17	203551	1177	0.6%	69591	2504	3.7%	-133960	-1327	-1.0%	273142	3681	1.4%	1.1863	1.1859
2020/11/10	202374	-5863	-2.8%	67087	-801	-1.2%	-135287	-5062	-3.6%	269461	-6664	-2.4%	1.1819	1.1834
2020/11/03	208237	-9206	-4.2%	67888	6000	9.7%	-140349	-15206	-9.8%	276125	-3206	-1.1%	1.1728	1.1880
2020/10/27	217443	-12435	-5.4%	61888	-2047	-3.2%	-155555	-10388	-6.3%	279331	-14482	-4.9%	1.1780	1.1647
2020/10/20	229878	1583	0.7%	63935	4277	7.2%	-165943	-2694	-1.6%	293813	5860	2.0%	1.1824	1.1863
2020/10/13	228295	-3074	-1.3%	59658	2597	4.6%	-168637	-5671	-3.3%	287953	-477	-0.2%	1.1745	1.1718
2020/10/06	231369	-10598	-4.4%	57061	3210	6.0%	-174308	-13808	-7.3%	288430	-7388	-2.5%	1.1733	1.1824
2020/09/29	241967	-5082	-2.1%	53851	-2376	-4.2%	-188116	-2706	-1.4%	295818	-7458	-2.5%	1.1741	1.1712
2020/09/22	247049	16354	7.1%	56227	4108	7.9%	-190822	12246	6.9%	303276	20462	7.2%	1.1707	1.1626
2020/09/15	230695	-17988	-7.2%	52119	250	0.5%	-178576	-18238	-9.3%	282814	-17738	-5.9%	1.1849	1.1849
2020/09/08	248683			51869			-196814			300552			1.1774	1.1841

**EURO FX - CHICAGO MERCANTILE EXCHANGE
FUTURES ONLY POSITIONS**



	2021/02/09			2021/02/16			2021/02/23			2021/03/02			2021/03/09		
	Long	Short	売り越し	Long	Short	売り越し	Long	Short	売り越し	Long	Short	売り越し	Long	Short	売り越し
JPY	60719	26101	-34618	66732	29550	-37182	66670	38048	-28622	61259	41989	-19270	64027	57513	-6514
	前週比 枚数増減 (枚)			6013	3449	2564	-62	8498	-8560	-5411	3941	-9352	2768	15524	-12756
	前週比 枚数増減 (%)			9.9%	13.2%	7.4%	-0.1%	28.8%	-23.0%	-8.1%	10.4%	-32.7%	4.5%	37.0%	-66.2%
EUR	220943	80721	-140222	222895	82889	-140006	228501	90136	-138365	222655	96667	-125988	207588	105624	-101964
	前週比 枚数増減 (枚)			1952	2168	-216	5606	7247	-1641	-5846	6531	-12377	-15067	8957	-24024
	前週比 枚数増減 (%)			0.9%	2.7%	-0.2%	2.5%	8.7%	-1.2%	-2.6%	7.2%	-8.9%	-6.8%	9.3%	-19.1%
GBP	60513	39395	-21118	60269	38102	-22167	68266	37288	-30978	65138	29056	-36082	61271	27360	-33911
	前週比 枚数増減 (枚)			-244	-1293	1049	7997	-814	8811	-3128	-8232	5104	-3867	-1696	-2171
	前週比 枚数増減 (%)			-0.4%	-3.3%	5.0%	13.3%	-2.1%	39.7%	-4.6%	-22.1%	16.5%	-5.9%	-5.8%	-6.0%
AUD	55931	56147	216	54675	57496	2821	55664	57300	1636	61047	55006	-6041	61848	53773	-8075
	前週比 枚数増減 (枚)			-1256	1349	2605	989	-196	-1185	5383	-2294	7677	801	-1233	2034
	前週比 枚数増減 (%)			-2.2%	2.4%	1206.0%	1.8%	-0.3%	-42.0%	9.7%	-4.0%	469.3%	1.3%	-2.2%	33.7%
CAD	44274	34746	-9528	45021	36857	-8164	46899	37767	-9132	51391	36064	-15327	50022	39041	-10981
	前週比 枚数増減 (枚)			747	2111	-1364	1878	910	968	4492	-1703	6195	-1369	2977	-4346
	前週比 枚数増減 (%)			1.7%	6.1%	-14.3%	4.2%	2.5%	11.9%	9.6%	-4.5%	67.8%	-2.7%	8.3%	-28.4%
CHF	18778	7370	-11408	15745	7374	-8371	21561	10038	-11523	21863	9602	-12261	23614	9221	-14393
	前週比 枚数増減 (枚)			-3033	4	-3037	5816	2664	3152	302	-436	738	1751	-381	2132
	前週比 枚数増減 (%)			-16.2%	0.1%	-26.6%	36.9%	36.1%	37.7%	1.4%	-4.3%	6.4%	8.0%	-4.0%	17.4%
NZD	29133	17589	-11544	30243	16532	-13711	30422	15773	-14649	31825	15417	-16408	32664	15538	-17126
	前週比 枚数増減 (枚)			1110	-1057	2167	179	-759	938	1403	-356	1759	839	121	718
	前週比 枚数増減 (%)			3.8%	-6.0%	18.8%	0.6%	-4.6%	6.8%	4.6%	-2.3%	12.0%	2.6%	0.8%	4.4%
MXN	53203	51720	-1483	57670	56258	-1412	54655	51630	-3025	52098	47667	-4431	50349	48497	-1852
	前週比 枚数増減 (枚)			4467	4538	-71	-3015	-4628	1613	-2557	-3963	1406	-1749	830	-2579
	前週比 枚数増減 (%)			8.4%	8.8%	-4.8%	-5.2%	-8.2%	114.2%	-4.7%	-7.7%	46.5%	-3.4%	1.7%	-58.2%
Total All 8	543494	313789	-229705	553250	325058	-228192	572638	337980	-234658	567276	331468	-235808	551383	356567	-194816
	前週比 枚数増減 (枚)			9756	11269	-1513	19388	12922	6466	-5362	-6512	1150	-15893	25099	-40992
	前週比 枚数増減 (%)			1.8%	3.6%	-0.7%	3.5%	4.0%	2.8%	-0.9%	-1.9%	0.5%	-2.8%	7.6%	-17.4%
Total 7 (MXN除く)	490291	262069	-228222	495580	268800	-226780	517983	286350	-231633	515178	283801	-231377	501034	308070	-192964
	前週比 枚数増減 (枚)			5289	6731	-1442	22403	17550	4853	-2805	-2549	-256	-14144	24269	-38413
	前週比 枚数増減 (%)			1.1%	2.6%	-0.6%	4.5%	6.5%	2.1%	-0.5%	-0.9%	-0.1%	-2.7%	8.6%	-16.6%

直近5週 CFTC IMM主要7通貨の構成

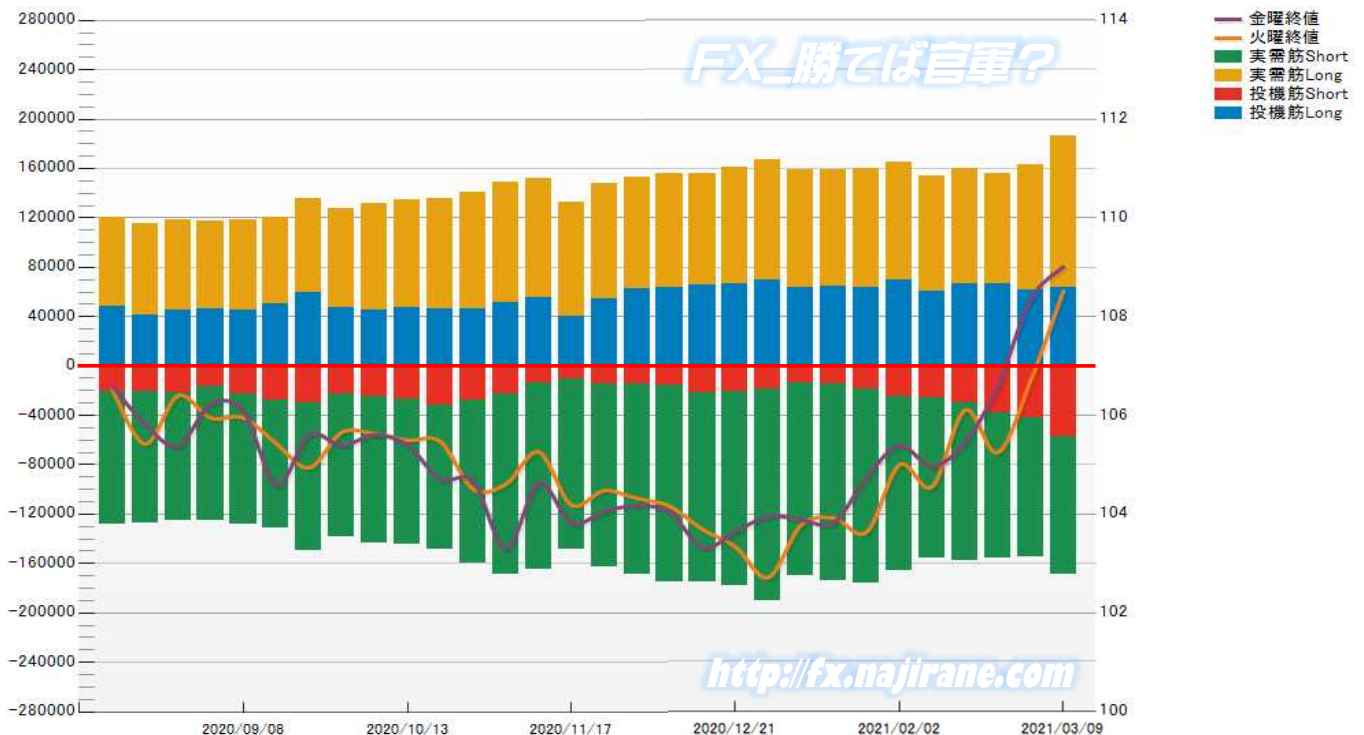


JAPANESE YEN - CHICAGO MERCANTILE EXCHANGE
FUTURES ONLY POSITIONS

Code-097741
2021/03/12 公表値

Date	投機筋集計				実需筋集計				投機筋+実需筋合計				ドル円終値	
	円買い	円売り	売り越し	売買計	円買い	円売り	売り越し	売買計	円買い	円売り	売り越し	売買計	火曜締め	金曜締め
2021/03/09	64027	57513	-6514	121540	122099	111283	-10816	233382	186126	168796	-17330	354922	108.52	109.01
2021/03/02	61259	41989	-19270	103248	101787	113100	11313	214887	163046	155089	-7957	318135	106.70	108.35
2021/02/23	66670	38048	-28622	104718	89663	117750	28087	207413	156333	155798	-535	312131	105.25	106.60
2021/02/16	66732	29550	-37182	96282	92764	128250	35486	221014	159496	157800	-1696	317296	106.11	105.46
2021/02/09	60719	26101	-34618	86820	92849	129722	36873	222571	153568	155823	2255	309391	104.56	104.97
2021/02/02	69602	24973	-44629	94575	95041	140921	45880	235962	164643	165894	1251	330537	105.00	105.39
2021/01/26	63463	18471	-44992	81934	96095	157655	61560	253750	159558	176126	16568	335684	103.64	104.75
2021/01/19	64143	14129	-50014	78272	94924	159866	64942	254790	159067	173995	14928	333062	103.92	103.83
2021/01/12	63857	13337	-50520	77194	94609	156406	61797	251015	158466	169743	11277	328209	103.78	103.89
2021/01/05	69163	18973	-50190	88136	98129	171246	73117	269375	167292	190219	22927	357511	102.72	103.96
2020/12/21	66970	20877	-46093	87847	93605	156671	63066	250276	160575	177548	16973	338123	103.34	103.65
2020/12/15	65376	21413	-43963	86789	90761	153874	63113	244635	156137	175287	19150	331424	103.69	103.32
2020/12/08	63585	15419	-48166	79004	92587	159561	66974	252148	156172	174980	18808	331152	104.16	104.04
2020/12/01	62449	14946	-47503	77395	90038	153443	63405	243481	152487	168389	15902	320876	104.32	104.17
2020/11/24	54472	14230	-40242	68702	93462	148259	54797	241721	147934	162489	14555	310423	104.48	104.06
2020/11/17	40313	10646	-29667	50959	92697	137577	44880	230274	133010	148223	15213	281233	104.19	103.82
2020/11/10	55644	13750	-41894	69394	96135	151491	55356	247626	151779	165241	13462	317020	105.26	104.63
2020/11/03	51012	22914	-28098	73926	97895	145570	47675	243465	148907	168484	19577	317391	104.61	103.30
2020/10/27	46131	28238	-17893	74369	94605	131414	36809	226019	140736	159652	18916	300388	104.51	104.67
2020/10/20	46524	32341	-14183	78865	88750	115778	27028	204528	135274	148119	12845	283393	105.47	104.71
2020/10/13	47245	27269	-19976	74514	86989	117085	30096	204074	134234	144354	10120	278588	105.50	105.40
2020/10/06	45779	24677	-21102	70456	86102	119068	32966	205170	131881	143745	11864	275626	105.63	105.61
2020/09/29	47535	22746	-24789	70281	79984	116054	36070	196038	127519	138800	11281	266319	105.66	105.39
2020/09/22	59033	29452	-29581	88485	76239	119883	43644	196122	135272	149335	14063	284607	104.94	105.61
2020/09/15	50360	27471	-22889	77831	69658	104286	34628	173944	120018	131757	11739	251775	105.43	104.59
2020/09/08	44850	23108	-21742	67958	73161	105346	32185	178507	118011	128454	10443	246465	105.95	106.08
2020/09/01	46654	17050	-29604	63704	70342	108353	38011	178695	116996	125403	8407	242399	105.95	106.23
2020/08/25	44978	21362	-23616	66340	73477	103640	30163	177117	118455	125002	6547	243457	106.40	105.38
2020/08/18	41717	21133	-20584	62850	73149	105667	32518	178816	114866	126800	11934	241666	105.42	105.82
2020/08/11	48158	21142	-27016	69300	72712	107449	34737	180161	120870	128591	7721	249461	106.52	106.59

JAPANESE YEN - CHICAGO MERCANTILE EXCHANGE
FUTURES ONLY POSITIONS Code-097741

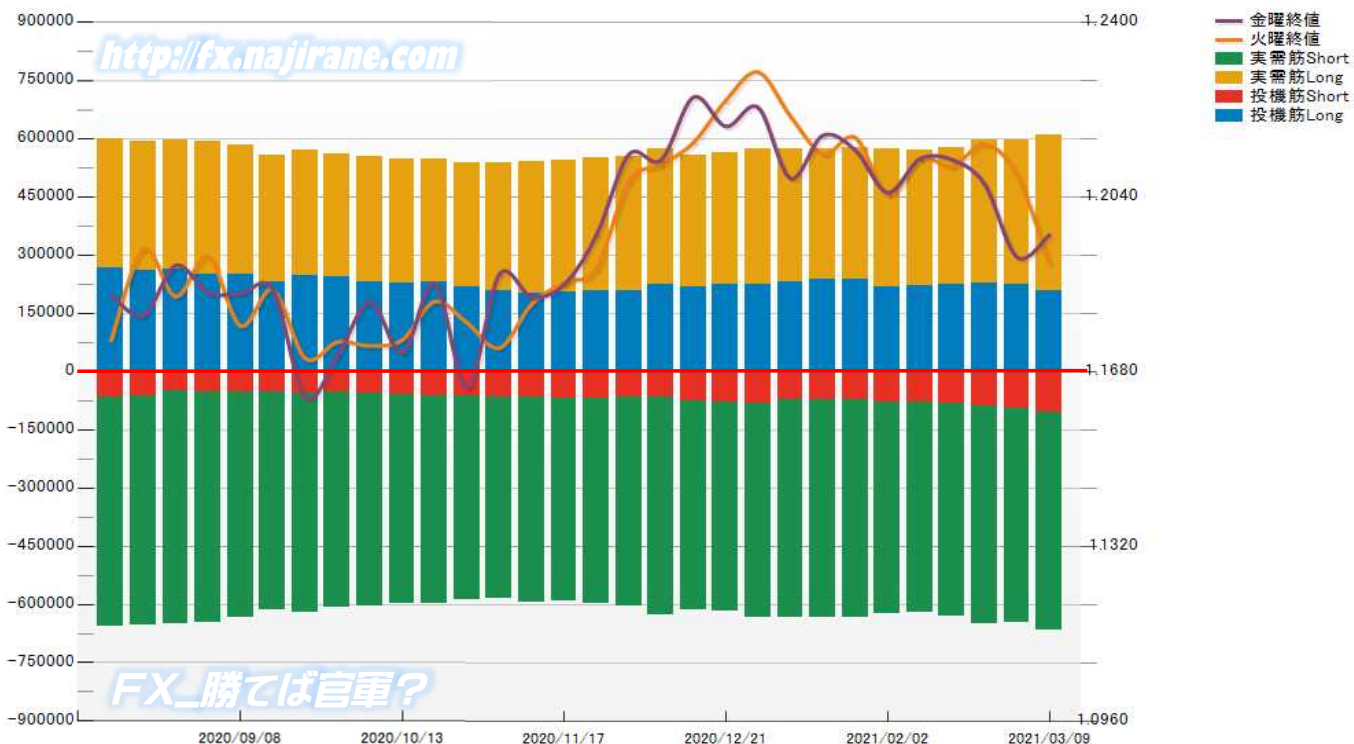


EURO FX - CHICAGO MERCANTILE EXCHANGE
FUTURES ONLY POSITIONS

Code-099741
2021/03/12 公表値

Date	投機筋集計				実需筋集計				投機筋+実需筋合計				ユーロドル終値	
	EUR買い	EUR売り	売り越し	売買計	EUR買い	EUR売り	売り越し	売買計	EUR買い	EUR売り	売り越し	売買計	火曜締め	金曜締め
2021/03/09	207588	105624	-101964	313212	402394	559836	157442	962230	609982	665460	55478	1275442	1.1902	1.1961
2021/03/02	222655	96667	-125988	319322	374362	550290	175928	924652	597017	646957	49940	1243974	1.2084	1.1916
2021/02/23	228501	90136	-138365	318637	366500	560917	194417	927417	595001	651053	56052	1246054	1.2149	1.2066
2021/02/16	222895	82889	-140006	305784	352756	546512	193756	899268	575651	629401	53750	1205052	1.2103	1.2116
2021/02/09	220943	80721	-140222	301664	349377	541364	191987	890741	570320	622085	51765	1192405	1.2120	1.2118
2021/02/02	216887	79884	-137003	296771	354432	543240	188808	897672	571319	623124	51805	1194443	1.2044	1.2049
2021/01/26	238099	72755	-165344	310854	339228	559856	220628	899084	577327	632611	55284	1209938	1.2162	1.2136
2021/01/19	236533	73067	-163466	309600	337268	559646	222378	896914	573801	632713	58912	1206514	1.2128	1.2166
2021/01/12	228757	72867	-155890	301624	345185	560987	215802	906172	573942	633854	59912	1207796	1.2206	1.2078
2021/01/05	224832	81841	-142991	306673	349449	550714	201265	900163	574281	632555	58274	1206836	1.2297	1.2224
2020/12/21	222443	78541	-143902	300984	339342	538743	199401	878085	561785	617284	55499	1179069	1.2239	1.2185
2020/12/15	218710	76877	-141833	295587	338345	537607	199262	875952	557055	614484	57429	1171539	1.2151	1.2245
2020/12/08	222521	66092	-156429	288613	349005	562077	213072	911082	571526	628169	56643	1199695	1.2106	1.2116
2020/12/01	207302	67408	-139894	274710	345848	536756	190908	882604	553150	604164	51014	1157314	1.2072	1.2127
2020/11/24	206354	68104	-138250	274458	342250	530912	188662	873162	548604	599016	50412	1147620	1.1892	1.1961
2020/11/17	203551	69591	-133960	273142	338363	522088	183725	860451	541914	591679	49765	1133593	1.1863	1.1859
2020/11/10	202374	67087	-135287	269461	339154	526728	187574	865882	541528	593815	52287	1135343	1.1819	1.1834
2020/11/03	208237	67888	-140349	276125	329671	516373	186702	846044	537908	584261	46353	1122169	1.1728	1.1880
2020/10/27	217443	61888	-155555	279331	320086	526904	206818	846990	537529	588792	51263	1126321	1.1780	1.1647
2020/10/20	229878	63935	-165943	293813	316168	535679	219511	851847	546046	599614	53568	1145660	1.1824	1.1863
2020/10/13	228295	59658	-168637	287953	320037	538976	218939	859013	548332	598634	50302	1146966	1.1745	1.1718
2020/10/06	231369	57061	-174308	288430	322277	548547	226270	870824	553646	605608	51962	1159254	1.1733	1.1824
2020/09/29	241967	53851	-188116	295818	319362	554998	235636	874360	561329	608849	47520	1170178	1.1741	1.1712
2020/09/22	247049	56227	-190822	303276	324148	563561	239413	887709	571197	619788	48591	1190985	1.1707	1.1626
2020/09/15	230695	52119	-178576	282814	326724	561883	235159	888607	557419	614002	56583	1171421	1.1849	1.1849
2020/09/08	248683	51869	-196814	300552	332939	581988	249049	914927	581622	633857	52235	1215479	1.1774	1.1841
2020/09/01	250867	54120	-196747	304987	340434	592019	251585	932453	591301	646139	54838	1237440	1.1917	1.1842
2020/08/25	262061	50309	-211752	312370	332664	600646	267982	933310	594725	650955	56230	1245680	1.1834	1.1899
2020/08/18	259244	62301	-196943	321545	332209	591573	259364	923782	591453	653874	62421	1245327	1.1932	1.1795
2020/08/11	266078	66327	-199751	332405	332842	589103	256261	921945	598920	655430	56510	1254350	1.1743	1.1837

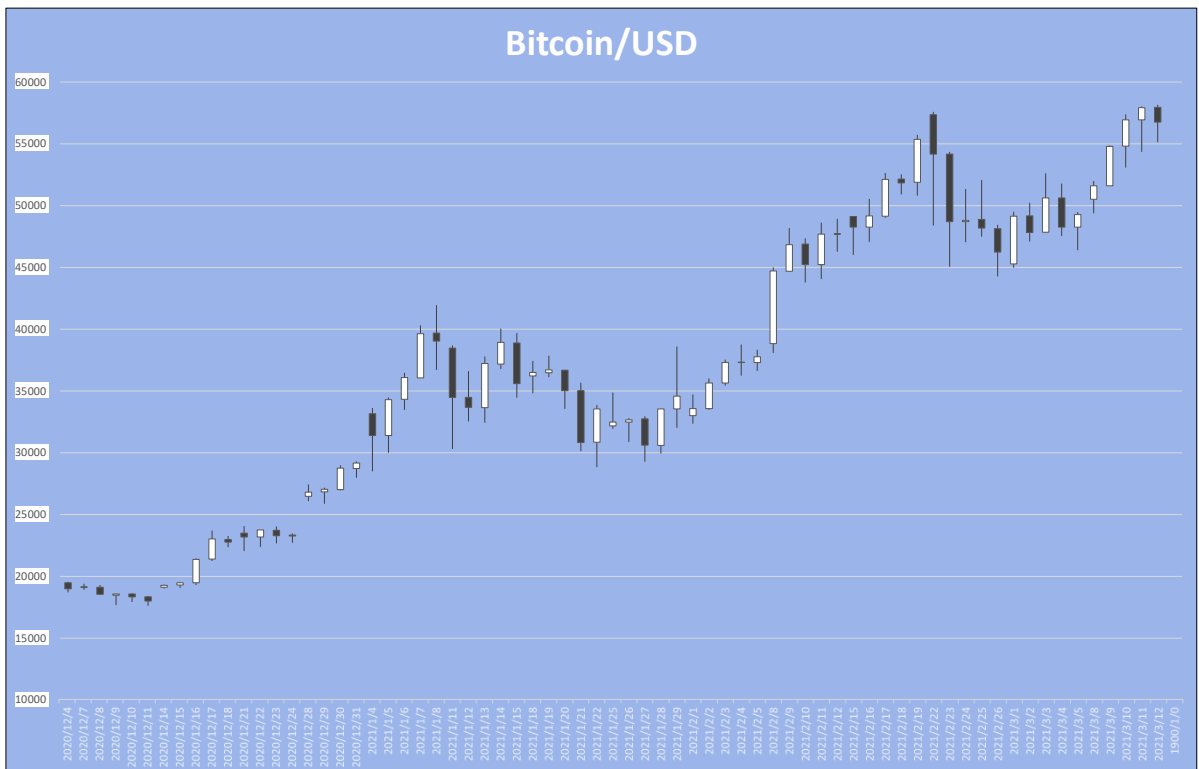
EURO FX - CHICAGO MERCANTILE EXCHANGE
FUTURES ONLY POSITIONS Code-099741



Bitcoin/USD 及び CME Futures (当月及び限月別)

※取引単位=5ビットコイン
(CME CFビットコイン参考基準レート=BRRを対象)

Bitcoin/USD					CME Futures		2021/03		2021/04		2021/05		2021/06		2021/07	
Date	Open	High	Low	Close	Volume	OpenInt	Close	Volume	Close	Volume	Close	Volume	Close	Volume	Close	Volume
2020/12/4	19483	19547	18712	18979	8368	11613	19570	81	19770	10	19925	0	0	0	0	
2020/12/7	19145	19413	18912	19124	6025	11852	19640	65	19765	22	19920	0	0	0	0	
2020/12/8	19126	19294	18550	18550	8197	11750	19290	83	19465	4	19620	0	0	0	0	
2020/12/9	18472	18605	17672	18561	7639	11071	18860	65	19025	8	19180	0	0	0	0	
2020/12/10	18560	18636	17931	18336	7842	10888	18850	66	19035	6	19190	0	0	0	0	
2020/12/11	18334	18382	17605	17990	6851	10701	18425	66	18525	20	18680	0	0	0	0	
2020/12/14	19111	19330	19010	19282	7487	11074	19845	175	20010	6	20165	0	0	0	0	
2020/12/15	19286	19592	19065	19472	6785	11370	20215	140	20330	14	20485	0	0	0	0	
2020/12/16	19473	21435	19308	21377	17368	11993	21755	378	21915	11	22070	0	0	0	0	
2020/12/17	21397	23692	21245	23024	21478	12244	23800	446	24135	37	24290	2	0	0	0	
2020/12/18	22976	23263	22364	22774	9119	12559	23840	103	24160	11	24380	2	0	0	0	
2020/12/21	23485	24073	22056	23173	18959	12603	23785	553	24110	75	24330	0	0	0	0	
2020/12/22	23185	23743	22390	23743	18468	12911	24440	269	24770	4	24990	0	0	0	0	
2020/12/23	23724	24045	22666	23281	13829	12586	24355	376	24720	11	24940	0	0	0	0	
2020/12/24	23270	23465	22722	23333	4806	10840	24300	227	24610	5	24830	0	25040	0	0	
2020/12/28	26474	27429	26089	26821	19511	10613	27755	969	28190	57	28505	3	28715	0	0	
2020/12/29	26826	27173	25883	27043	8992	10653	27810	666	28100	15	28415	0	28625	0	0	
2020/12/30	27012	28985	26940	28742	14785	11009	29790	411	30225	53	30540	0	30750	0	0	
2020/12/31	28732	29301	27976	29170	6472	10850	30000	262	30290	21	30525	3	30735	0	0	
2021/1/4	33148	33621	28497	31388	17234	11125	32385	783	32855	52	33065	3	33275	0	0	
2021/1/5	31387	34486	29998	34285	9616	11296	35375	677	35780	45	35695	10	36055	1	0	
2021/1/6	34310	36478	33465	36074	21469	11288	37545	615	38000	86	38245	13	38605	3	0	
2021/1/7	36058	40301	36053	39632	19737	11380	40630	634	41190	30	41570	2	41980	2	0	
2021/1/8	39675	41946	36697	39037	18636	11304	40505	864	41030	75	41575	2	42085	1	0	
2021/1/11	38456	38661	30314	34468	27690	12234	34680	1709	35115	129	33720	9	35845	9	0	
2021/1/12	34470	36609	32527	33683	18040	12039	35420	674	35935	105	36330	13	36945	3	0	
2021/1/13	33649	37804	32436	37219	11919	12265	37330	547	37765	85	38130	43	38455	1	0	
2021/1/14	37165	40046	36786	38941	12611	12148	40520	443	41035	139	41535	98	41860	1	0	
2021/1/15	38873	39678	34459	35585	17310	12089	36535	812	36900	141	37290	50	38040	2	0	
2021/1/18	36215	37424	34823	36506	0	0	0	0	0	0	0	0	0	0	0	
2021/1/19	36464	37833	36117	36695	18337	11945	37575	1062	38075	246	38535	109	39130	2	0	
2021/1/20	36686	36705	33537	35030	13613	11834	35875	1116	36350	146	36715	129	37025	2	0	
2021/1/21	35008	35666	30121	30824	18667	11773	32570	1768	32930	281	33245	69	33585	10	0	
2021/1/22	30857	33850	28823	33555	18817	11111	34265	1753	34610	256	34960	127	35455	9	0	
2021/1/25	32181	34868	31938	32487	13238	10902	34210	869	34635	130	35040	44	35490	5	0	
2021/1/26	32488	32792	30872	32657	13724	10787	32565	1165	32855	140	33155	41	33605	2	0	
2021/1/27	32736	32937	29272	30611	24655	10705	31905	2075	32175	426	32445	249	32695	40	0	
2021/1/28	30601	33548	29938	33548	13911	9989	33085	1016	33450	88	33775	50	33910	20	0	
2021/1/29	33537	38604	32003	34569	21507	9614	35180	2702	35690	437	36110	158	36330	12	0	
2021/2/1	33007	34701	32343	33560	7410	9299	34265	942	34710	118	35075	50	35300	10	35700	
2021/2/2	33562	36004	33464	35652	7056	9469	36335	968	36920	142	37395	100	37845	16	38245	
2021/2/3	35629	37523	35426	37309	5786	10007	37790	717	38270	176	38680	77	39085	3	39485	
2021/2/4	37315	38740	36250	37295	7365	10133	38310	1044	38735	208	39155	69	39505	5	39990	
2021/2/5	37294	38339	36638	37711	5800	10426	38460	849	38940	138	39400	42	39900	4	40300	
2021/2/8	38829	44988	38078	44715	17454	11172	45305	2434	45840	462	46355	163	46720	24	47120	
2021/2/9	44669	48165	44669	46827	14212	11055	48385	2350	49070	604	49750	119	50300	25	50700	
2021/2/10	46880	47337	43769	45214	12168	10932	45570	1975	46240	314	46835	102	47405	33	47805	
2021/2/11	45230	48619	44061	47678	10938	11185	48195	1403	48950	359	49605	81	50270	20	50700	
2021/2/12	47710	48919	46264	47678	9433	11306	48700	1508	49375	323	49990	67	50755	3	51185	
2021/2/15	49114	49114	46002	48246	0	0	0	0	0	0	0	0	0	0	0	
2021/2/16	48260	50523	47077	49150	20887	11426	49615	3530	50385	1384	51050	514	51895	44	52255	
2021/2/17	49135	52623	48996	52127	12700	11769	53525	2112	54380	494	55195	215	55955	99	56515	
2021/2/18	52143	52540	50909	51840	10639	11571	53170	1902	53930	283	54730	88	55375	26	56025	
2021/2/19	51875	55710	50798	55353	15735	11331	56595	3255	57585	708	58535	237	59090	74	59900	
2021/2/22	57356	57587	48391	54151	25944	11044	54650	6742	55620	494	56355	158	57200	31	58010	
2021/2/23	54157	54330	45055	48685	29926	10572	48185	9664	48850	1441	49450	461	50015	143	50605	
2021/2/24	48697	51345	47041	48797	14542	10276	49815	5396	50455	706	51090	283	51720	80	52590	
2021/2/25	48885	52051	47490	48165	14375	9989	49415	6682	49990	470	50580	108	51345	50	52130	
2021/2/26	48126	48436	44256	46234	11741	8236	46325	10550	46905	774	47615	243	48200	171	49055	
2021/3/1	45271	49488	44976	49138	8338	8240	48870	7199	49355	745	49855	203	50365	172	51165	
2021/3/2	49169	50218	47099	47819	7358	8068	47820	5993	48445	726	49010	451	49500	163	50160	
2021/3/3	47845	52601	47790	50618	7959	8387	50900	6344	51520	1176	52055	320	52670	103	53385	
2021/3/4	50602	51773	47540	48251	13562	8316	48310	11795	48855	1125	49435	367	49910	237	50410	
2021/3/5	48251	49463	46382	49254	10606	7903	49555	8929	50055	1048	50540	345	51025	263	51465	
2021/3/8	50515	51978	49358	51605	8992	8338	52145	7528	52705	1066	53275	253	53725	104	54195	
2021/3/9	51602	54870	51602	54777	6704	8785	54720	5572	55315	817	55915	216	56365	60	56835	
2021/3/10	54807	57379	53079	56928	8319	8901	56620	7098	57265	911	57930	247	58515	60	59100	
2021/3/11	56941	58025	54342	57924	9126	8791	57955	7793	58615	900	59230	257	59875	85	60495	
2021/3/12	57954	58143	55127	56750	10403	0	57075	7966	57850	1332	58540	899	59280	205	59945	
1900/1/0	0	0	0	0	0	0	---	---	---	---	---	---	---	---	---	



Date	BTC(BitCoin)/JPY					ETH(Ethereum)/JPY					XRP(Ripple)/JPY				
	Open	High	Low	Close	Volume	Open	High	Low	Close	Volume	Open	High	Low	Close	Volume
2021/1/12	3698780.50	3808505.00	3407298.00	3519536.75	7757793.01	113362.44	119720.95	105535.26	108257.25	3890097.73	30.0636	32.2860	29.1118	30.3080	680337.89
2021/1/13	3518723.25	3906184.75	3376941.25	3874520.25	7202027.56	108289.04	117838.24	103091.48	117403.54	3126269.68	30.2982	32.0804	29.7379	31.7280	501682.21
2021/1/14	3875428.50	4153278.75	3835694.75	4069231.75	6605916.21	117350.77	129019.09	113729.14	126524.77	3469406.22	31.7235	32.0162	29.5532	30.6784	547985.99
2021/1/15	4066052.25	4106715.25	3598930.50	3825602.75	7039325.59	126880.34	129756.66	113245.21	121736.02	3736954.91	30.6920	31.3048	27.4877	29.1299	514792.61
2021/1/16	3825216.50	3932214.75	3700188.25	3756738.00	5992210.55	121695.35	133959.17	120219.23	128090.54	3356029.90	29.1182	30.6526	28.7675	29.0948	427432.02
2021/1/17	3755233.25	3811814.75	3537758.50	3719322.25	5441078.98	128081.80	131420.13	121948.51	127835.81	3040407.00	29.0821	29.6222	28.1045	28.8249	362520.40
2021/1/18	3719421.75	3870621.50	3618140.00	3798850.25	5134784.39	127850.47	130620.59	123197.18	130390.57	2677489.59	28.8237	29.8588	28.2892	29.5330	335923.54
2021/1/19	3800111.00	3921553.50	3747671.00	3747671.00	5947700.53	130406.65	148762.68	130037.58	143101.73	4903681.26	29.5388	33.9229	29.4377	30.5793	580090.71
2021/1/20	3745624.75	377198.50	3477062.25	3681275.25	6921294.83	142889.00	145998.47	129085.64	143146.38	4844888.74	30.5695	32.0210	29.4766	30.7070	468948.72
2021/1/21	3681445.75	3682315.50	3131449.50	3190721.75	7829700.47	143188.86	143188.86	113707.12	116092.13	4754400.53	30.7017	31.7074	27.2368	27.8382	460971.32
2021/1/22	3189886.25	3510278.75	2999337.75	3425502.75	8012955.91	115814.53	123036.28	108419.03	128331.41	4558064.27	27.8206	28.8328	25.3600	28.3124	467215.70
2021/1/23	3423426.50	3462368.75	3268517.25	3328140.00	5018495.94	128202.27	132030.19	124634.70	127758.35	2828545.23	28.2929	29.3320	27.7084	28.2110	313314.72
2021/1/24	3327801.00	3419093.50	3282407.00	3351379.25	5048840.47	127781.18	144805.02	127165.05	144437.92	3779914.03	28.2129	28.7925	28.0443	28.3880	256618.65
2021/1/25	33590612.75	36118007.00	3329573.25	3358450.25	6215128.05	144337.30	152382.02	135409.98	137425.91	4520537.58	28.3843	29.3124	27.8919	27.9216	303559.50
2021/1/26	3357643.00	3398138.50	3215278.50	3374342.25	642657.49	137356.06	142702.78	129871.75	140595.64	4307089.39	27.9175	28.1140	26.9103	27.8513	289138.18
2021/1/27	3373739.25	3373739.25	3057207.25	3169367.25	6516994.30	140727.75	141754.70	126584.70	13051.92	4102692.16	27.8543	27.8699	25.5606	26.2384	306280.85
2021/1/28	3170251.75	3325880.00	3130910.00	3301152.75	8234540.05	130313.29	137825.75	127869.10	135396.08	4150271.61	26.2354	27.1433	25.9442	26.8349	306210.90
2021/1/29	3579544.75	4020245.25	3352119.75	3592754.00	12342971.90	142800.03	149568.34	135054.59	144743.22	5612903.49	28.2172	32.4155	27.2241	29.5436	840899.68
2021/1/30	3590612.75	3647019.75	3448672.25	3587504.75	6819372.35	144712.77	146824.23	139090.34	144058.66	42505096.07	29.5399	51.2321	29.2963	46.0870	2556142.43
2021/1/31	3587646.75	3589474.00	3378526.00	3467669.25	5524350.20	144132.78	144351.83	134899.67	137702.73	2638773.55	45.8344	52.3163	40.7785	51.5541	2554580.09
2021/2/1	346792.25	3632683.00	3390644.75	3517524.50	6439940.09	137689.02	144105.16	133425.89	143590.89	3063741.75	51.5749	78.1428	37.8499	38.9654	3668249.21
2021/2/2	3571707.50	4177519.75	3945887.25	4100303.00	6903566.04	167677.64	178087.56	158246.89	170134.64	4727318.64	38.8618	42.4063	36.1024	38.7849	313922.77
2021/2/3	3729475.00	3935045.00	3719272.75	3934588.25	6422546.49	159098.11	174396.33	158462.20	174396.33	4398650.41	38.7948	42.8665	38.7948	41.3166	910596.03
2021/2/4	3934904.75	4059202.25	3830247.25	3898506.25	7267648.54	174437.30	177411.95	164731.03	168368.67	4687244.14	41.3083	49.8516	39.9038	47.1343	1392906.42
2021/2/5	3899084.75	4038098.75	3867719.50	4019455.25	6174769.40	168371.91	185217.06	168371.91	181102.78	4226445.46	47.0156	49.0259	44.9116	47.4237	1077886.94
2021/2/6	4018831.50	4304203.50	4018831.50	4137654.75	7515978.54	181012.86	183174.83	173770.56	176803.06	4201660.44	47.4353	47.6592	44.9646	46.2697	803544.37
2021/2/7	4135987.50	4175149.75	3945887.25	4100303.00	6903566.04	167677.64	178087.56	158246.89	170134.64	4727318.64	46.2731	46.9465	42.0201	44.0514	805975.29
2021/2/8	4098552.00	486412.00	4015782.75	4860626.50	10676017.68	170072.94	186240.47	165772.69	183772.77	5051680.73	44.0312	48.4938	43.5342	47.1056	860745.48
2021/2/9	485941.75	5032736.50	4725553.50	4861180.00	9601841.03	182805.31	190107.48	179893.03	184908.17	4620597.21	47.1011	50.8699	47.0666	49.3627	1007642.78
2021/2/10	4859993.50	4938889.00	4593347.50	4699295.50	9133352.72	184908.67	191015.13	176542.20	182481.00	4385218.86	49.3551	55.7942	48.8288	52.6699	1443046.19
2021/2/11	4697258.50	5075942.50	4621745.50	5018622.00	8525691.98	182425.64	189904.44	178716.45	186857.30	3773341.68	52.6289	55.2613	52.4314	54.9727	940620.88
2021/2/12	5015239.00	5106067.00	4878406.50	4985397.00	8034069.64	186824.95	195340.13	182811.19	193469.55	3977944.51	54.9560	64.2924	54.3007	63.8687	1463991.97
2021/2/13	4984965.00	5043270.50	4866838.00	4944005.00	7373204.67	193517.20	196415.44	185816.89	190401.66	3711189.58	63.8176	66.8536	57.7111	66.0169	1486293.54
2021/2/14	4943995.00	5194023.50	4944949.00	5118628.00	7485955.20	190429.20	193974.80	187862.17	189656.58	3303244.92	65.9595	66.3727	59.5263	62.4037	1099111.01
2021/2/15	5116447.50	5136843.50	4866887.50	5052114.50	8121086.91	189613.78	193159.20	176812.72	187541.92	4104869.59	62.3530	63.0712	54.7688	57.8409	1131308.78
2021/2/16	5052051.50	5307425.00	4976384.50	5221164.00	8176617.31	187452.83	192594.36	183112.86	189009.55	3636716.87	57.8071	60.9685	51.9394	55.2730	1094158.37
2021/2/17	5221950.00	5562161.00	5209370.00	5520363.50	8555460.89	189039.55	196257.17	178363.17	195673.17	3806150.10	55.2679	58.6704	52.6295	56.6906	987996.34
2021/2/18	5519513.00	5551026.00	5395121.00	5460206.00	5499818.68	195646.50	206054.09	195646.50	204700.34	2985364.87	56.6441	59.1617	55.3948	56.2540	593958.95
2021/2/19	5459803.00	5916876.00	5384070.00	5893122.50	6695280.73	204849.38	207994.02	200522.50	206689.52	2769914.31	56.2684	61.0326	55.0450	59.7893	727199.88
2021/2/20	5893038.50	6063637.00	5760096.00	5919705.50	7190811.16	206661.91	214716.17	193020.34	202552.11	3661183.58	59.7750	61.4137	50.8709	54.6087	832796.77
2021/2/21	5916439.50	6155129.50	5874657.50	6072535.50	5477063.55	202461.27	208326.83	199474.48	204275.59	2493451.34	54.5419	58.9198	53.6539	57.8928	693341.56
2021/2/22	6071775.00	6070003.50	5160265.00	5692256.50	9666332.61	204271.03	204365.59	187625.50	187125.30	4453394.52	57.8680	67.6048	54.9417	60.0380	1970938.77
2021/2/23	5692005.50	5692005.50	4767434.50	5141033.00	11172203.45	187063.98	187063.98	145118.88	165336.72	5478553.98	59.9590	59.9590	39.9204	49.8644	1511952.34
2021/2/24	5142155.50	5411246.00	4970468.50	5266578.50	6748922.66	165470.72	180996.28	159074.69	172345.45	3319495.58	49.9316	52.8183	48.1517	49.9934	849287.02
2021/2/25	5266975.50	5512480.00	5010343.50	5010343.50	5798986.26	172220.23	177233.11	155858.34	157001.00	2604620.82	49.9875	51.1377	45.6496	46.2292	633274.51
2021/2/26	5019558.00	5158720.00	4713658.00	4939588.50	37411440.68	157314.81	166269.66	149350.00	154140.02	3350921.35	46.2736	48.0412	44.1523	45.6120	690336.52
2021/2/27	4940122.50	5143559.00	4825453.50	4923459.50	4893879.02	154235.50	162550.23	152834.58	155625.89	2211005.26	45.6125	48.7775	45.6125	46.6683	507032.39
2021/2/28	4924053.00	4977937.50	4609342.00	4806435.50	5690901.10	155613.88	156523.25	138623.88	150786.08	2942891.87	46.6635	46.8421	42.3927	44.1857	460633.45
2021/3/1	4808749.50	5320318.00	4802892.00	5302353.50	5757477.05	150903.45	167536.38	150789.75	167165.55	2567548.32	44.2024	48.1143	44.0299	47.7813	379000.77
2021/3/2	5300309.50	5355372.50	5041585.00	5164831.00	5074290.62	167096.72	170680.67	155963.61	159347.53	2404575.79	47.7014	48.5842	45.3366	46.6358	361758.30
2021/3/3	5168762.50	5614850.00	5152246.00	5411180.50	5698405.56	159223.94	176475.11	158161.58	168728.17	2427811.44	46.6428	49.9173	46.2696	48.2118	353794.90
2021/3/4	5409473.50	5536637.50	5143450.50	5242518.00	5650881.42	168596.55	173699.34	163088.25	166460.44	2472875.86	48.1883	53.0340	46.8884	52.5325	650702.36
2021/3/5	5238833.00	5351757.50	5019726.50	5301517.50	5268861.74	166420.22	167720.31	157247.20	166137.98	2282730.37	52.4488	52.4488	48.5439	49.6395	464654.62
2021/3/6	5298475.50	5325346.00	5120588.00	5299900.50	3723463.49	166040.23	180856.02	164606.50							

Date	日経平均(^N225)					CME日経平均先物ドル建て(NKD)					CME日経平均先物円建て(NIY)					USDJPY
	Open	High	Low	Close	Volume	Open	High	Low	Close	Volume	Open	High	Low	Close	Volume	
2021-03-12	29,287.74	29,744.32	29,210.40	29,717.83	96,600,000.0	29,210.0	29,625.0	29,065.0	29,570.0	7,381	29,130.0	29,385.0	29,010.0	29,285.0	28,543	108.53
2021-03-11	29,033.92	29,255.42	28,995.33	29,211.64	78,500,000.0	29,110.0	29,375.0	29,010.0	29,290.0	7,381	29,195.0	29,265.0	28,965.0	29,105.0	28,543	108.43
2021-03-10	29,118.28	29,233.47	28,960.09	29,036.56	83,000,000.0	29,205.0	29,265.0	28,965.0	29,105.0	7,004	28,875.0	29,285.0	28,615.0	29,215.0	44,459	108.52
2021-03-09	28,748.87	29,053.56	28,609.21	29,027.94	96,700,000.0	28,845.0	29,285.0	28,620.0	29,220.0	11,662	28,875.0	29,285.0	28,615.0	29,215.0	44,459	108.52
2021-03-08	29,208.19	29,255.90	28,644.26	28,743.25	92,400,000.0	29,235.0	29,470.0	28,565.0	28,835.0	17,013	29,255.0	29,475.0	28,565.0	28,830.0	55,133	108.93
2021-03-07																
2021-03-05	28,725.48	28,867.83	28,308.57	28,864.32	85,800,000.0	28,900.0	29,220.0	28,305.0	29,175.0	11,534	28,900.0	29,220.0	28,300.0	29,180.0	53,479	108.35
2021-03-04	29,198.42	29,277.19	28,711.04	28,930.11	75,200,000.0	29,335.0	29,345.0	28,715.0	28,910.0	11,024	29,325.0	29,340.0	28,710.0	28,900.0	56,304	107.98
2021-03-03	29,482.12	29,604.37	29,336.60	29,559.10	68,800,000.0	29,530.0	29,765.0	29,255.0	29,275.0	7,431	29,525.0	29,765.0	29,255.0	29,275.0	35,042	107.01
2021-03-02	29,939.75	29,996.39	29,314.82	29,408.17	70,100,000.0	29,930.0	30,030.0	29,315.0	29,520.0	7,728	29,930.0	30,025.0	29,315.0	29,520.0	33,051	106.70
2021-03-01	29,419.45	29,686.39	29,396.04	29,663.50	62,700,000.0	29,285.0	29,935.0	29,280.0	29,905.0	6,097	29,285.0	29,935.0	29,285.0	29,900.0	29,939	106.78
2021-02-28																
2021-02-26	29,753.73	29,760.31	28,966.01	28,966.01	92,900,000.0	29,585.0	29,670.0	28,985.0	29,285.0	11,191	29,600.0	29,670.0	28,980.0	29,285.0	58,268	106.60
2021-02-25	30,077.27	30,213.28	30,044.43	30,168.27	70,100,000.0	30,065.0	30,245.0	29,505.0	29,620.0	7,021	30,070.0	30,235.0	29,505.0	29,620.0	39,522	106.25
2021-02-24	30,020.11	30,089.59	29,671.70	29,671.70	79,300,000.0	30,015.0	30,120.0	29,620.0	30,065.0	7,319	30,005.0	30,120.0	29,610.0	30,060.0	38,473	105.87
2021-02-23																
2021-02-22	30,281.78	30,458.13	30,089.18	30,156.03	62,800,000.0	30,205.0	30,460.0	29,975.0	29,990.0	6,387	30,180.0	30,450.0	29,970.0	29,985.0	30,710	105.07
2021-02-21																
2021-02-19	29,970.59	30,169.59	29,847.33	30,017.92	63,700,000.0	30,135.0	30,320.0	29,750.0	30,205.0	6,346	30,125.0	30,315.0	29,745.0	30,200.0	28,438	105.46
2021-02-18	30,311.98	30,560.49	30,140.01	30,236.09	77,900,000.0	30,355.0	30,575.0	29,890.0	30,130.0	7,596	30,370.0	30,565.0	29,885.0	30,120.0	34,951	105.69
2021-02-17	30,366.82	30,398.20	30,191.01	30,292.19	74,800,000.0	30,015.0	30,450.0	30,150.0	30,350.0	6,493	30,450.0	30,450.0	30,140.0	30,345.0	31,554	105.88
2021-02-16	30,229.46	30,714.52	30,191.65	30,467.75	81,300,000.0	29,645.0	30,725.0	29,640.0	30,415.0	12,225	29,635.0	30,715.0	29,635.0	30,415.0	52,696	106.11
2021-02-14																
2021-02-12	29,635.88	29,650.51	29,417.32	29,520.07	79,800,000.0	29,490.0	29,670.0	29,305.0	29,625.0	3,740	29,490.0	29,665.0	29,305.0	29,615.0	20,603	104.97
2021-02-11																
2021-02-10	29,412.55	29,562.93	29,368.18	29,562.93	81,100,000.0	29,445.0	29,560.0	29,175.0	29,270.0	5,805	29,415.0	29,555.0	29,170.0	29,255.0	27,161	104.62
2021-02-09	29,435.61	29,585.75	29,350.48	29,505.93	86,900,000.0	29,515.0	29,590.0	29,350.0	29,420.0	3,624	29,505.0	29,580.0	29,335.0	29,410.0	19,753	104.56
2021-02-08	28,831.58	29,400.56	28,817.60	29,388.50	93,600,000.0	28,810.0	29,535.0	28,810.0	29,445.0	6,946	28,825.0	29,530.0	28,805.0	29,435.0	32,534	105.24
2021-02-07																
2021-02-05	28,631.46	28,785.71	28,548.27	28,779.19	93,200,000.0	28,655.0	28,900.0	28,535.0	28,790.0	3,968	28,630.0	28,890.0	28,535.0	28,785.0	22,627	105.39
2021-02-04	28,557.46	28,600.22	28,325.89	28,341.95	81,100,000.0	28,610.0	28,680.0	28,295.0	28,620.0	3,815	28,600.0	28,675.0	28,290.0	28,610.0	22,258	105.53
2021-02-03	28,482.71	28,669.95	28,402.30	28,646.50	84,000,000.0	28,480.0	28,725.0	28,405.0	28,585.0	3,326	28,485.0	28,720.0	28,395.0	28,580.0	19,578	105.04
2021-02-02	28,207.48	28,379.31	28,089.12	28,362.17	67,500,000.0	28,265.0	28,520.0	28,080.0	28,490.0	5,222	28,260.0	28,510.0	28,075.0	28,475.0	21,532	105.00
2021-02-01	27,649.07	28,107.10	27,649.07	28,091.05	65,700,000.0	27,720.0	28,310.0	27,575.0	28,300.0	7,792	27,720.0	28,305.0	27,570.0	28,295.0	30,037	104.95
2021-01-31																
2021-01-29	28,320.72	28,320.72	27,629.80	27,663.39	91,700,000.0	28,390.0	28,390.0	27,580.0	27,785.0	11,770	28,380.0	28,395.0	27,565.0	27,780.0	52,237	104.75
2021-01-28	28,169.27	28,360.48	27,975.85	28,197.42	#####	28,195.0	28,535.0	27,825.0	28,410.0	170,010	28,195.0	28,520.0	27,810.0	28,395.0	2,047,760	104.23
2021-01-27	28,665.34	28,542.00	28,635.21	28,635.21	69,000,000.0	28,720.0	28,760.0	28,095.0	28,195.0	6,502	28,690.0	28,745.0	28,085.0	28,180.0	37,478	104.08
2021-01-26	28,696.30	28,740.71	28,527.81	28,546.18	63,500,000.0	28,825.0	28,825.0	28,515.0	28,725.0	4,090	28,805.0	28,810.0	28,495.0	28,710.0	22,763	103.64
2021-01-25	28,698.89	28,822.29	28,566.85	28,822.29	57,300,000.0	28,630.0	28,855.0	28,480.0	28,840.0	5,329	28,630.0	28,840.0	28,460.0	28,825.0	33,611	103.77
2021-01-24																
2021-01-22	28,580.20	28,698.18	28,527.16	28,631.45	66,900,000.0	28,690.0	28,700.0	28,410.0	28,625.0	3,987	28,670.0	28,680.0	28,395.0	28,610.0	24,771	103.83
2021-01-21	28,710.41	28,846.15	28,677.61	28,756.86	67,700,000.0	28,705.0	28,855.0	28,525.0	28,680.0	5,033	28,665.0	28,830.0	28,500.0	28,665.0	23,994	103.51
2021-01-20	28,798.74	28,801.19	28,402.11	28,523.26	69,800,000.0	28,760.0	28,835.0	28,405.0	28,725.0	7,564	28,735.0	28,815.0	28,380.0	28,700.0	30,201	103.58
2021-01-19	28,405.49	28,720.91	28,373.34	28,633.46	58,200,000.0	28,300.0	28,800.0	28,120.0	28,735.0	9,704	28,280.0	28,775.0	28,090.0	28,715.0	46,244	103.92
2021-01-17																
2021-01-15	28,777.47	28,820.50	28,477.03	28,519.18	74,100,000.0	28,850.0	28,925.0	28,170.0	28,350.0	6,904	28,820.0	28,895.0	28,140.0	28,320.0	33,805	103.89
2021-01-14	28,442.73	28,979.53	28,411.58	28,698.26	81,900,000.0	28,450.0	28,995.0	28,420.0	28,875.0	8,418	28,425.0	28,965.0	28,385.0	28,850.0	40,320	103.82
2021-01-13	28,140.10	28,503.43	28,133.59	28,456.59	70,900,000.0	28,180.0	28,520.0	28,125.0	28,465.0	5,478	28,150.0	28,500.0	28,100.0	28,445.0	25,509	103.87
2021-01-12	28,004.37	28,287.37	27,899.45	28,164.34	78,800,000.0	28,075.0	28,295.0	27,975.0	28,215.0	6,341	28,065.0	28,265.0	27,940.0	28,190.0	25,298	103.78
2021-01-11																
2021-01-10																
2021-01-08	27,720.14	28,139.03	27,667.75	28,139.03	84,900,000.0	27,615.0	28,380.0	27,615.0	28,315.0	7,319	27,590.0	28,370.0	27,580.0	28,290.0	42,411	103.96
2021-01-07	27,340.46	27,624.73	27,340.46	27,490.13	98,900,000.0	27,365.0	27,675.0	27,330.0	27,625.0	4,323	27,340.0	27,645.0	27,300.0	27,595.0	33,161	103.85
2021-01-06	27,102.85	27,196.40	27,002.18	27,055.94	72,700,000.0	27,165.0	27,480.0	26,955.0	27,340.0	9,294	27,130.0	27,455.0	26,930.0	27,315.0	41,719	103.07
2021-01-05	27,151.38	27,279.78	27,073.46	27,158.63	55,000,000.0	27,145.0	27,275.0	26,965.0	27,160.0	5,224	27,110.0	27,250.0	26,940.0	27,130.0	28,232	102.72

日経平均とCME日経平均先物(ドル建て/円建て)及びドル円相関



過去5日及び過去4週の4本値と各種ピボット

2021/03/08 ~ 2021/03/12

USD/JPY										Demark						Pivot						Fibonacci Zone									
当日のOHLCLから計算される翌日の										TD Range Projection						TD pivot points															
日足	Open	High	Low	Close	値幅/日	引け形態	真の高値	真の安値	予想高値	予想安値	予想高値	予想安値	StopLoss	Support			Resistance			StopLoss	3-days AVG		Support Zone 2		Support Zone 1		BP	Resistance Zone 1		Resistance Zone 2	
													LBOP	S2	S1	PP	R1	R2	HBOP												
2021/03/08	108.38	108.94	108.31	108.93	63p	陽線引け	-	-	-	-	-	-	107.88	108.09	108.51	108.73	109.15	109.36	109.78				107.85 ~ 108.09	108.34 ~ 108.41	108.73	109.04 ~ 109.12	109.36 ~ 109.60				
2021/03/09	108.92	109.23	108.42	108.52	82p	陰線引け	109.23	108.42	108.88	108.06	108.88	108.06	107.40	107.91	108.22	108.72	109.03	109.54	109.85				107.60 ~ 107.91	108.22 ~ 108.32	108.72	109.13 ~ 109.23	109.54 ~ 109.85				
2021/03/10	108.52	108.92	108.34	108.43	58p	陽線引け	108.92	108.34	108.67	108.10	108.67	108.10	107.63	107.99	108.21	108.56	108.79	109.14	109.36	108.67	Bear	107.76 ~ 107.99	108.21 ~ 108.27	108.56	108.85 ~ 108.92	109.14 ~ 109.36					
2021/03/11	108.43	108.81	108.36	108.53	45p	陽線引け	108.81	108.36	108.90	108.45	108.90	108.45	107.87	108.11	108.32	108.57	108.78	109.02	109.23	108.62	Bear	107.94 ~ 108.11	108.29 ~ 108.34	108.57	108.80 ~ 108.85	109.02 ~ 109.20					
2021/03/12	108.53	109.17	108.52	109.01	65p	陽線引け	109.17	108.52	109.41	108.76	109.41	108.76	107.98	108.25	108.63	108.90	109.28	109.55	109.93	108.68	Bull	108.00 ~ 108.25	108.50 ~ 108.57	108.90	109.22 ~ 109.30	109.55 ~ 109.79					
週足	Open	High	Low	Close	値幅/週	引け形態	真の高値	真の安値	予想高値	予想安値	予想高値	予想安値	LBOP	S2	S1	PP	R1	R2	HBOP				Support Zone 2		Support Zone 1		BP	Resistance Zone 1		Resistance Zone 2	
2021/02/15 ~ 2021/02/19	104.98	106.22	104.95	105.46	127p	陽線引け	-	-	-	-	-	-	103.59	104.27	104.87	105.54	106.14	106.82	107.41				103.78 ~ 104.27	104.76 ~ 104.91	105.54	106.18 ~ 106.33	106.82 ~ 107.30				
2021/02/22 ~ 2021/02/26	105.51	106.69	104.92	106.60	177p	陽線引け	106.69	104.95	107.52	105.77	107.52	105.77	103.68	104.30	105.45	106.07	107.22	107.84	108.99				103.63 ~ 104.30	104.98 ~ 105.19	106.07	106.96 ~ 107.16	107.84 ~ 108.52				
2021/03/01 ~ 2021/03/05	106.55	108.64	106.37	108.35	227p	陽線引け	108.64	106.37	109.63	107.36	109.63	107.36	104.66	105.52	106.93	107.78	109.20	110.05	111.47	106.47	Bull	104.65 ~ 105.52	106.38 ~ 106.65	107.78	108.92 ~ 109.19	110.05 ~ 110.92					
2021/03/08 ~ 2021/03/12	108.38	109.23	108.31	109.01	92p	陽線引け	109.23	108.31	109.58	108.66	109.58	108.66	107.55	107.93	108.47	108.85	109.39	109.77	110.31	107.57	Bull	107.58 ~ 107.93	108.28 ~ 108.39	108.85	109.31 ~ 109.42	109.77 ~ 110.13					

EUR/JPY										Demark						Pivot						Fibonacci Zone									
当日のOHLCLから計算される翌日の										TD Range Projection						TD pivot points															
日足	Open	High	Low	Close	値幅/日	引け形態	真の高値	真の安値	予想高値	予想安値	予想高値	予想安値	StopLoss	Support			Resistance			StopLoss	3-days AVG		Support Zone 2		Support Zone 1		BP	Resistance Zone 1		Resistance Zone 2	
													LBOP	S2	S1	PP	R1	R2	HBOP												
2021/03/08	129.19	129.39	128.78	129.07	61p	陽線引け	-	-	-	-	-	-	128.16	128.47	128.77	129.08	129.38	129.69	129.99				128.24 ~ 128.47	128.70 ~ 128.78	129.08	129.39 ~ 129.46	129.69 ~ 129.93				
2021/03/09	129.05	129.55	128.94	129.17	61p	陽線引け	129.55	128.94	129.66	129.05	129.66	129.05	128.28	128.61	128.89	129.22	129.49	129.82	130.10				128.38 ~ 128.61	128.84 ~ 128.91	129.22	129.52 ~ 129.59	129.82 ~ 130.06				
2021/03/10	129.17	129.43	129.05	129.32	38p	陽線引け	129.43	129.05	129.56	129.18	129.56	129.18	128.72	128.88	129.10	129.26	129.48	129.64	129.86	129.19	Bull	128.74 ~ 128.88	129.03 ~ 129.07	129.26	129.45 ~ 129.50	129.64 ~ 129.79					
2021/03/11	129.32	130.07	129.24	130.06	84p	陽線引け	130.07	129.24	130.49	129.65	130.49	129.65	128.67	128.95	129.50	129.79	130.34	130.63	131.18	129.42	Bull	128.63 ~ 128.95	129.27 ~ 129.37	129.79	130.21 ~ 130.31	130.63 ~ 130.95					
2021/03/12	130.06	130.39	129.82	130.39	58p	陽線引け	130.39	129.82	130.68	130.10	130.68	130.10	129.43	129.63	130.01	130.20	130.58	130.78	131.16	129.75	Bull	129.41 ~ 129.63	129.84 ~ 129.91	130.20	130.49 ~ 130.56	130.78 ~ 130.99					
週足	Open	High	Low	Close	値幅/週	引け形態	真の高値	真の安値	予想高値	予想安値	予想高値	予想安値	LBOP	S2	S1	PP	R1	R2	HBOP				Support Zone 2		Support Zone 1		BP	Resistance Zone 1		Resistance Zone 2	
2021/02/15 ~ 2021/02/19	127.28	128.46	127.23	127.78	122p	陽線引け	-	-	-	-	-	-	125.97	126.60	127.19	127.82	128.41	129.05	129.63				126.13 ~ 126.60	127.07 ~ 127.21	127.82	128.43 ~ 128.58	129.05 ~ 129.51				
2021/02/22 ~ 2021/02/26	127.90	129.98	127.50	128.62	247p	陽線引け	129.98	127.50	130.67	127.93	130.67	127.93	124.95	126.23	127.42	128.70	129.90	131.17	132.37				125.28 ~ 126.23	127.17 ~ 127.46	128.70	129.94 ~ 130.23	131.17 ~ 132.12				
2021/03/01 ~ 2021/03/05	128.68	129.64	128.19	129.11	145p	陽線引け	129.64	128.19	130.10	128.65	130.10	128.65	126.86	127.52	128.32	128.98	129.77	130.43	131.22	128.50	Bull	126.97 ~ 127.52	128.08 ~ 128.25	128.98	129.70 ~ 129.87	130.43 ~ 130.98					
2021/03/08 ~ 2021/03/12	129.19	130.39	128.78	130.39	161p	陽線引け	130.39	128.78	131.20	129.58	131.20	129.58	127.70	128.24	129.31	129.85	130.93	131.47	132.54	129.18	Bull	127.63 ~ 128.24	128.86 ~ 129.05	129.85	130.66 ~ 130.85	131.47 ~ 132.08					

EUR/USD										Demark						Pivot						Fibonacci Zone									
当日のOHLCLから計算される翌日の										TD Range Projection						TD pivot points															
日足	Open	High	Low	Close	値幅/日	引け形態	真の高値	真の安値	予想高値	予想安値	予想高値	予想安値	StopLoss	Support			Resistance			StopLoss	3-days AVG		Support Zone 2		Support Zone 1		BP	Resistance Zone 1		Resistance Zone 2	
													LBOP	S2	S1	PP	R1	R2	HBOP												
2021/03/08	1.1920	1.1932	1.1844	1.1849	88p	陽線引け	-	-	-	-	-	-	1.1730	1.1787	1.1818	1.1875	1.1906	1.1963	1.1994				1.1753 ~ 1.1787	1.1821 ~ 1.1831	1.1875	1.1919 ~ 1.1930	1.1963 ~ 1.1997				
2021/03/09	1.1847	1.1916	1.1836	1.1902	80p	陽線引け	1.1916	1.1836	1.1949	1.1869	1.1949	1.1869	1.1774	1.1805	1.1854	1.1885	1.1933	1.1964	1.2013				1.1774 ~ 1.1805	1.1835 ~ 1.1845	1.1885	1.1925 ~ 1.1934	1.1964 ~ 1.1995				
2021/03/10	1.1902	1.1930	1.1869	1.1926	61p	陽線引け	1.1930	1.1869	1.1958	1.1898	1.1958	1.1898	1.1826	1.1848	1.1887	1.1908	1.1948	1.1969	1.2008	1.1889	Bull	1.1824 ~ 1.1848	1.1871 ~ 1.1878	1.1908	1.1939 ~ 1.1946	1.1969 ~ 1.1992					
2021/03/11	1.1927	1.1990	1.1916	1.1983	74p	陽線引け	1.1990	1.1916	1.2023	1.1950	1.2023	1.1950	1.1863	1.1889	1.1936	1.1963	1.2010	1.2037	1.2084	1.1919	Bull	1.1861 ~ 1.1889	1.1918 ~ 1.1926	1.1963	1.2000 ~ 1.2009	1.2037 ~ 1.2065					
2021/03/12	1.1984	1.1989	1.1910	1.1961	78p	陽線引け	1.1989	1.1910	1.1975	1.1896	1.1975	1.1896	1.1840	1.1875	1.1918	1.1953	1.1996	1.2032	1.2075	1.1942	Bull	1.1845 ~ 1.1875	1.1905 ~ 1.1914	1.1953	1.1992 ~ 1.2002	1.2032 ~ 1.2062					
週足	Open	High	Low	Close	値幅/週	引け形態	真の高値	真の安値	予想高値	予想安値	予想高値	予想安値	LBOP	S2	S1	PP	R1	R2	HBOP				Support Zone 2		Support Zone 1		BP	Resistance Zone 1		Resistance Zone 2	
2021/02/15 ~ 2021/02/19	1.2124	1.2169	1.2023	1.2116	146p	陽線引け	-	-	-	-	-	-	1.1891	1.1957	1.2007	1.2103	1.2183	1.2249	1.2329				1.1901 ~ 1.1957	1.2013 ~ 1.2030	1.2103	1.2176 ~ 1.2193	1.2249 ~ 1.2305				
2021/02/22 ~ 2021/02/26	1.2122	1.2243	1.2066	1.2066	177p	陽線引け	1.2243	1.2066	1.2154	1.1935	1.2154	1.1935	1.1830	1.1948	1.2037	1.2125	1.2184	1.2302	1.2361				1.1880 ~ 1.1948	1.2015 ~ 1.2036	1.2125	1.2213 ~ 1.2234	1.2302 ~ 1.2369				
2021/03/01 ~ 2021/03/05	1.2076	1.2113	1.1894	1.1916	219p	陽線引け	1.2113	1.1894	1.2014	1.1795	1.2014	1.1795	1.1616	1.1755	1.1835	1.1974	1.2054	1.2193	1.2273	1.2067	Bear	1.1671 ~ 1.1755	1.1839 ~ 1.1864	1.1974	1.2084 ~ 1.2109	1.2193 ~ 1.2277					
2021/03/08 ~ 2021/03/12	1.1920	1.1990	1.1836	1.1961	154p	陽線引け	1.1990	1.1836	1.2053	1.1899	1.2053	1.1899	1.1714	1.1775	1.1868	1.1929	1.2022														

IMM扱い8通貨/ダウ/日経/金/オイル/主要クロス円の過去5日及び過去5週の4本値

AUDUSD					CADUSD					CHFUSD				
Date	Open	High	Low	Close	Date	Open	High	Low	Close	Date	Open	High	Low	Close
2021/03/12	0.7784	0.7801	0.7725	0.7764	2021/03/12	0.7978	0.8024	0.7953	0.8018	2021/03/12	1.0818	1.0818	1.0724	1.0767
2021/03/11	0.7732	0.7794	0.7723	0.7785	2021/03/11	0.7924	0.7987	0.7921	0.7978	2021/03/11	1.0755	1.0829	1.0742	1.0818
2021/03/10	0.7715	0.7745	0.7669	0.7731	2021/03/10	0.7913	0.7930	0.7884	0.7924	2021/03/10	1.0779	1.0779	1.0726	1.0755
2021/03/09	0.7646	0.7726	0.7622	0.7715	2021/03/09	0.7892	0.7942	0.7883	0.7914	2021/03/09	1.0679	1.0783	1.0666	1.0780
2021/03/08	0.7696	0.7722	0.7636	0.7644	2021/03/08	0.7905	0.7922	0.7874	0.7891	2021/03/08	1.0741	1.0755	1.0673	1.0679

CNYUSD					EURUSD					GBPUSD				
Date	Open	High	Low	Close	Date	Open	High	Low	Close	Date	Open	High	Low	Close
2021/03/12	0.1543	0.1544	0.1535	0.1535	2021/03/12	1.1984	1.1989	1.1910	1.1961	2021/03/12	1.3987	1.4005	1.3864	1.3929
2021/03/11	0.1539	0.1542	0.1537	0.1541	2021/03/11	1.1927	1.1990	1.1916	1.1983	2021/03/11	1.3934	1.3995	1.3919	1.3987
2021/03/10	0.1534	0.1537	0.1532	0.1535	2021/03/10	1.1902	1.1930	1.1869	1.1926	2021/03/10	1.3891	1.3938	1.3846	1.3934
2021/03/09	0.1527	0.1534	0.1524	0.1533	2021/03/09	1.1847	1.1916	1.1836	1.1902	2021/03/09	1.3819	1.3925	1.3802	1.3893
2021/03/08	0.1536	0.1537	0.1527	0.1527	2021/03/08	1.1920	1.1932	1.1844	1.1849	2021/03/08	1.3842	1.3866	1.3800	1.3817

JPYUSD					MXNUSD					NZDUSD				
Date	Open	High	Low	Close	Date	Open	High	Low	Close	Date	Open	High	Low	Close
2021/03/12	0.9214	0.9215	0.9160	0.9174	2021/03/12	4.8509	4.8559	4.7780	4.8258	2021/03/12	0.7223	0.7233	0.7151	0.7180
2021/03/11	0.9223	0.9229	0.9190	0.9214	2021/03/11	4.7874	4.8577	4.7788	4.8509	2021/03/11	0.7190	0.7241	0.7186	0.7223
2021/03/10	0.9215	0.9230	0.9181	0.9223	2021/03/10	4.7165	4.7906	4.6985	4.7874	2021/03/10	0.7178	0.7200	0.7131	0.7190
2021/03/09	0.9181	0.9224	0.9155	0.9215	2021/03/09	4.6486	4.7327	4.6365	4.7165	2021/03/09	0.7119	0.7182	0.7103	0.7178
2021/03/08	0.9227	0.9233	0.9179	0.9180	2021/03/08	4.6976	4.7132	4.6240	4.6486	2021/03/08	0.7169	0.7192	0.7105	0.7113

Nikkei 225 - Japan (NIX)					
Date	Open	High	Low	Close	(ドル建て終値)
2021/03/12	29287.74	29744.32	29211.61	29717.83	272.62
2021/03/11	29033.92	29255.42	28995.90	29211.64	269.15
2021/03/10	29118.28	29233.47	28961.69	29036.56	267.79
2021/03/09	28748.87	29053.56	28609.21	29027.94	267.48
2021/03/08	29208.19	29255.90	28647.62	28743.25	263.87
週4本値	29208.19	29744.32	28609.21	29717.83	272.62

(N225銘柄計) (東証一部全体計)

XAUUSD					
Date	Open	High	Low	Close	出来高
2021/03/12	1722.34	1727.98	1699.35	1724.54	0
2021/03/11	1726.76	1739.91	1719.47	1722.60	269.15
2021/03/10	1716.11	1726.89	1708.26	1726.72	267.79
2021/03/09	1683.48	1720.69	1680.31	1716.17	267.48
2021/03/08	1703.55	1714.20	1676.95	1683.60	263.87
週4本値	1703.55	1739.91	1676.95	1724.54	272.62

Dow Jones Industrial - USA (DJIA)					
Date	Open	High	Low	Close	出来高
2021/03/12	32462.40	32793.32	32462.40	32778.64	3464000
2021/03/11	32354.50	32661.59	32345.70	32485.59	4000200
2021/03/10	31906.96	32389.50	31906.96	32297.02	4091100
2021/03/09	31892.35	32150.32	31822.64	31832.74	4586900
2021/03/08	31512.15	32148.04	31512.15	31802.44	4969800
週4本値	31512.15	32793.32	31512.15	32778.64	4969800

Historical Data by



Arrangement by



Crude Light Oil						
Date	Open	High	Low	Close	出来高	
2021/03/12	65.96	66.24	65.41	65.61	745103	
2021/03/11	64.70	66.21	64.54	66.02	1035201	
2021/03/10	63.84	64.96	63.13	64.44	1153571	
2021/03/09	64.73	65.98	63.63	64.01	1362083	
2021/03/08	66.68	67.98	64.57	65.05	1167383	
週4本値	66.68	67.98	63.13	65.61	1167383	

USDJPY					EURJPY					GBPJPY				
日付	始値	高値	安値	終値	日付	始値	高値	安値	終値	日付	始値	高値	安値	終値
2021/03/12	108.53	109.17	108.52	109.01	2021/03/12	130.06	130.39	129.82	130.39	2021/03/12	151.81	152.24	151.24	151.84
2021/03/11	108.43	108.81	108.36	108.53	2021/03/11	129.32	130.07	129.24	130.06	2021/03/11	151.09	151.86	150.98	151.81
2021/03/10	108.52	108.92	108.34	108.43	2021/03/10	129.17	129.43	129.05	129.32	2021/03/10	150.74	151.19	150.66	151.09
2021/03/09	108.92	109.23	108.42	108.52	2021/03/09	129.05	129.55	128.94	129.17	2021/03/09	150.52	151.28	150.50	150.77
2021/03/08	108.38	108.94	108.31	108.93	2021/03/08	129.19	129.39	128.78	129.07	2021/03/08	150.02	150.70	149.69	150.51

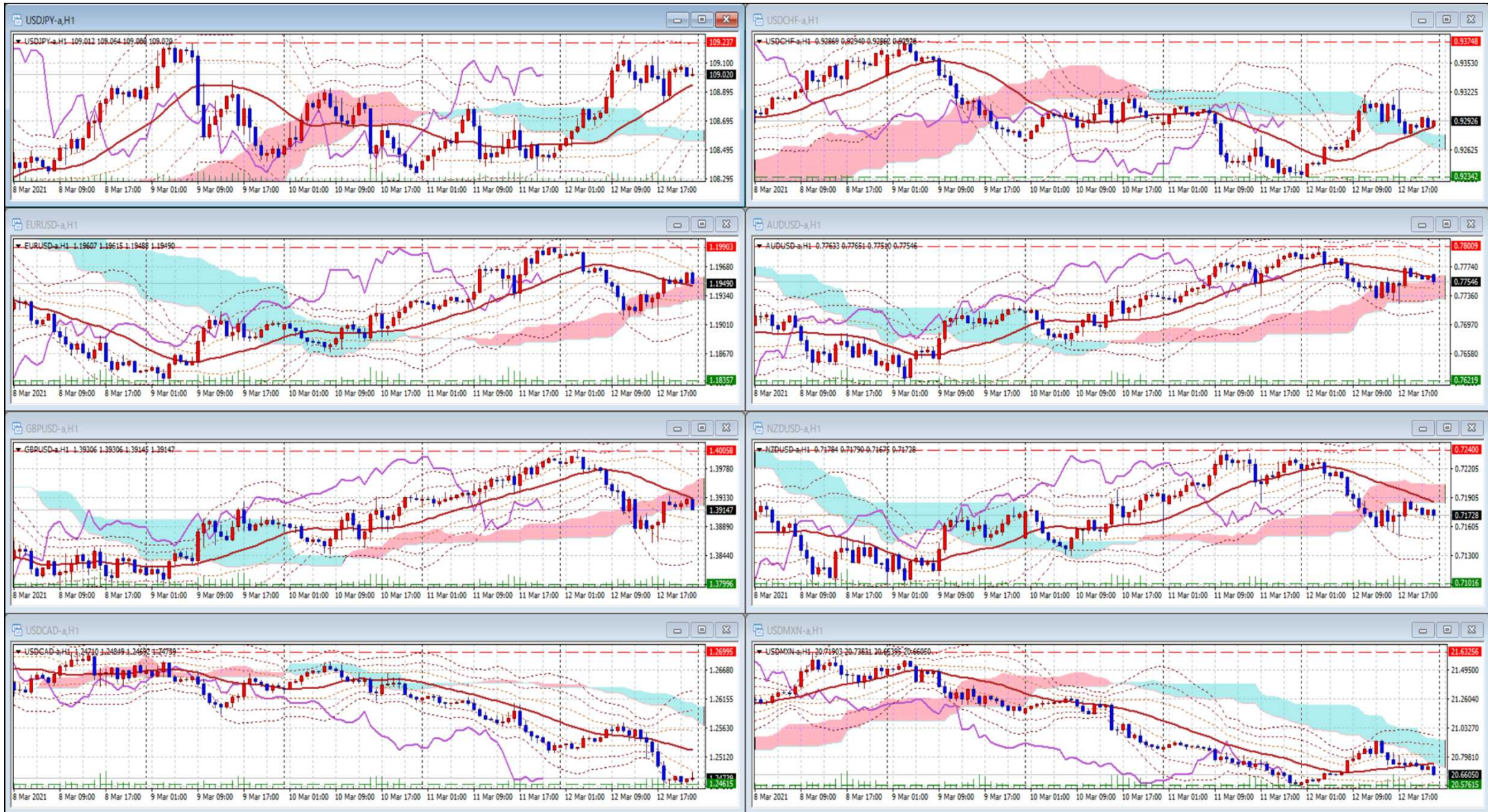
USDJPY Weekly					EURJPY Weekly					GBPJPY Weekly				
日付	始値	高値	安値	終値	日付	始値	高値	安値	終値	日付	始値	高値	安値	終値
2021/03/12	108.38	109.23	108.31	109.01	2021/03/12	129.19	130.39	128.78	130.39	2021/03/12	150.02	152.24	149.69	151.84
2021/03/05	106.55	108.64	106.37	108.35	2021/03/05	128.68	129.64	128.19	129.11	2021/03/05	148.53	150.73	148.12	150.03
2021/02/26	105.51	106.69	104.92	106.60	2021/02/26	127.90	129.98	127.50	128.62	2021/02/26	147.87	150.45	147.41	148.50
2021/02/19	104.98	106.22	104.95	105.46	2021/02/19	127.28	128.46	127.23	127.78	2021/02/19	145.49	148.16	145.45	147.72
2021/02/12	105.40	105.67	104.41	104.97	2021/02/12	126.98	127.31	126.44	127.20	2021/02/12	144.71	145.48	144.04	145.38

先週のIMM取り扱い対ドル8通貨チャート

※ 赤点線は週最高値/青天線は週最低値、BB中心線はSMA21

2021/03/08 ~ 2021/03/12

Chart by OANDA Japan MetaTrader4



Pivot Maker Ver 3.0 by FX_勝てば官軍?

<http://fx.najirane.com>