JAPANESE YEN - CHICAGO MERCANTILE EXCHANGE **Code-097741**

2020/09/15 ～ 2021/03/16 **2021/03/19 NYクローズ時公表値**

Report_Date	Non Commercial Positions												火曜日	金曜日
	Long	増減	増減(%)	Short	増減	増減(%)	売り越し	増減	増減(%)	売買計	増減	増減(%)	引け値	引け値
2021/03/16	26003	-38024	-59.4%	65371	7858	13.7%	39368	-45882	-704.4%	91374	-30166	-24.8%	109.00	108.88
2021/03/09	64027	2768	4.5%	57513	15524	37.0%	-6514	-12756	-66.2%	121540	18292	17.7%	108.52	109.01
2021/03/02	61259	-5411	-8.1%	41989	3941	10.4%	-19270	-9352	-32.7%	103248	-1470	-1.4%	106.70	108.35
2021/02/23	66670	-62	-0.1%	38048	8498	28.8%	-28622	-8560	-23.0%	104718	8436	8.8%	105.25	106.60
2021/02/16	66732	6013	9.9%	29550	3449	13.2%	-37182	2564	7.4%	96282	9462	10.9%	106.11	105.46
2021/02/09	60719	-8883	-12.8%	26101	1128	4.5%	-34618	-10011	-22.4%	86820	-7755	-8.2%	104.56	104.97
2021/02/02	69602	6139	9.7%	24973	6502	35.2%	-44629	-363	-0.8%	94575	12641	15.4%	105.00	105.39
2021/01/26	63463	-680	-1.1%	18471	4342	30.7%	-44992	-5022	-10.0%	81934	3662	4.7%	103.64	104.75
2021/01/19	64143	286	0.4%	14129	792	5.9%	-50014	-506	-1.0%	78272	1078	1.4%	103.92	103.83
2021/01/12	63857	-5306	-7.7%	13337	-5636	-29.7%	-50520	330	0.7%	77194	-10942	-12.4%	103.78	103.89
2021/01/05	69163	2193	3.3%	18973	-1904	-9.1%	-50190	4097	8.9%	88136	289	0.3%	102.72	103.96
2020/12/21	66970	1594	2.4%	20877	-536	-2.5%	-46093	2130	4.8%	87847	1058	1.2%	103.34	103.65
2020/12/15	65376	1791	2.8%	21413	5994	38.9%	-43963	-4203	-8.7%	86789	7785	9.9%	103.69	103.32
2020/12/08	63585	1136	1.8%	15419	473	3.2%	-48166	663	1.4%	79004	1609	2.1%	104.16	104.04
2020/12/01	62449	7977	14.6%	14946	716	5.0%	-47503	7261	18.0%	77395	8693	12.7%	104.32	104.17
2020/11/24	54472	14159	35.1%	14230	3584	33.7%	-40242	10575	35.6%	68702	17743	34.8%	104.48	104.06
2020/11/17	40313	-15331	-27.6%	10646	-3104	-22.6%	-29667	-12227	-29.2%	50959	-18435	-26.6%	104.19	103.82
2020/11/10	55644	4632	9.1%	13750	-9164	-40.0%	-41894	13796	49.1%	69394	-4532	-6.1%	105.26	104.63
2020/11/03	51012	4881	10.6%	22914	-5324	-18.9%	-28098	10205	57.0%	73926	-443	-0.6%	104.61	103.30
2020/10/27	46131	-393	-0.8%	28238	-4103	-12.7%	-17893	3710	26.2%	74369	-4496	-5.7%	104.51	104.67
2020/10/20	46524	-721	-1.5%	32341	5072	18.6%	-14183	-5793	-29.0%	78865	4351	5.8%	105.47	104.71
2020/10/13	47245	1466	3.2%	27269	2592	10.5%	-19976	-1126	-5.3%	74514	4058	5.8%	105.50	105.40
2020/10/06	45779	-1756	-3.7%	24677	1931	8.5%	-21102	-3687	-14.9%	70456	175	0.2%	105.63	105.61
2020/09/29	47535	-11498	-19.5%	22746	-6706	-22.8%	-24789	-4792	-16.2%	70281	-18204	-20.6%	105.66	105.39
2020/09/22	59033	8673	17.2%	29452	1981	7.2%	-29581	6692	29.2%	88485	10654	13.7%	104.94	105.61
2020/09/15	50360			27471			-22889			77831			105.43	104.59

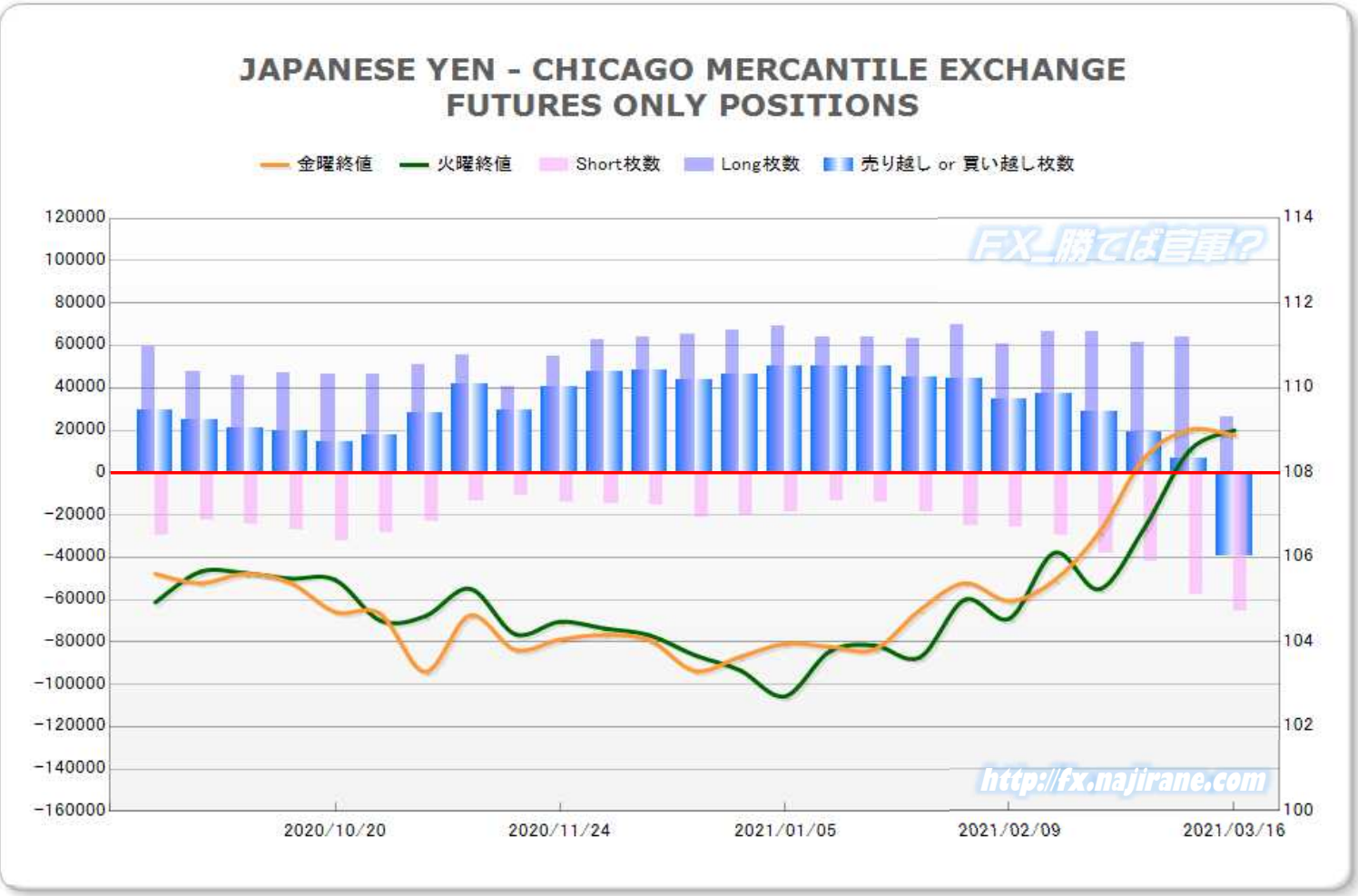

EURO FX - CHICAGO MERCANTILE EXCHANGE **Code-099741**

2020/09/15 ～ 2021/03/16 **2021/03/19 NYクローズ時公表値**

Report_Date	Non Commercial Positions												火曜日	金曜日
	Long	増減		Short	増減		売り越し	増減		売買計	増減		引け値	引け値
2021/03/16	195857	-11731	-5.7%	105881	257	0.2%	-89976	-11988	-11.8%	301738	-11474	-3.7%	1.1902	1.1905
2021/03/09	207588	-15067	-6.8%	105624	8957	9.3%	-101964	-24024	-19.1%	313212	-6110	-1.9%	1.1902	1.1961
2021/03/02	222655	-5846	-2.6%	96667	6531	7.2%	-125988	-12377	-8.9%	319322	685	0.2%	1.2084	1.1916
2021/02/23	228501	5606	2.5%	90136	7247	8.7%	-138365	-1641	-1.2%	318637	12853	4.2%	1.2149	1.2066
2021/02/16	222895	1952	0.9%	82889	2168	2.7%	-140006	-216	-0.2%	305784	4120	1.4%	1.2103	1.2116
2021/02/09	220943	4056	1.9%	80721	837	1.0%	-140222	3219	2.3%	301664	4893	1.6%	1.2120	1.2118
2021/02/02	216887	-21212	-8.9%	79884	7129	9.8%	-137003	-28341	-17.1%	296771	-14083	-4.5%	1.2044	1.2049
2021/01/26	238099	1566	0.7%	72755	-312	-0.4%	-165344	1878	1.1%	310854	1254	0.4%	1.2162	1.2136
2021/01/19	236533	7776	3.4%	73067	200	0.3%	-163466	7576	4.9%	309600	7976	2.6%	1.2128	1.2166
2021/01/12	228757	3925	1.7%	72867	-8974	-11.0%	-155890	12899	9.0%	301624	-5049	-1.6%	1.2206	1.2078
2021/01/05	224832	2389	1.1%	81841	3300	4.2%	-142991	-911	-0.6%	306673	5689	1.9%	1.2297	1.2224
2020/12/21	222443	3733	1.7%	78541	1664	2.2%	-143902	2069	1.5%	300984	5397	1.8%	1.2239	1.2185
2020/12/15	218710	-3811	-1.7%	76877	10785	16.3%	-141833	-14596	-9.3%	295587	6974	2.4%	1.2151	1.2245
2020/12/08	222521	15219	7.3%	66092	-1316	-2.0%	-156429	16535	11.8%	288613	13903	5.1%	1.2106	1.2116
2020/12/01	207302	948	0.5%	67408	-696	-1.0%	-139894	1644	1.2%	274710	252	0.1%	1.2072	1.2127
2020/11/24	206354	2803	1.4%	68104	-1487	-2.1%	-138250	4290	3.2%	274458	1316	0.5%	1.1892	1.1961
2020/11/17	203551	1177	0.6%	69591	2504	3.7%	-133960	-1327	-1.0%	273142	3681	1.4%	1.1863	1.1859
2020/11/10	202374	-5863	-2.8%	67087	-801	-1.2%	-135287	-5062	-3.6%	269461	-6664	-2.4%	1.1819	1.1834
2020/11/03	208237	-9206	-4.2%	67888	6000	9.7%	-140349	-15206	-9.8%	276125	-3206	-1.1%	1.1728	1.1880
2020/10/27	217443	-12435	-5.4%	61888	-2047	-3.2%	-155555	-10388	-6.3%	279331	-14482	-4.9%	1.1780	1.1647
2020/10/20	229878	1583	0.7%	63935	4277	7.2%	-165943	-2694	-1.6%	293813	5860	2.0%	1.1824	1.1863
2020/10/13	228295	-3074	-1.3%	59658	2597	4.6%	-168637	-5671	-3.3%	287953	-477	-0.2%	1.1745	1.1718
2020/10/06	231369	-10598	-4.4%	57061	3210	6.0%	-174308	-13808	-7.3%	288430	-7388	-2.5%	1.1733	1.1824
2020/09/29	241967	-5082	-2.1%	53851	-2376	-4.2%	-188116	-2706	-1.4%	295818	-7458	-2.5%	1.1741	1.1712
2020/09/22	247049	16354	7.1%	56227	4108	7.9%	-190822	12246	6.9%	303276	20462	7.2%	1.1707	1.1626
2020/09/15	230695			52119			-178576			282814			1.1849	1.1849

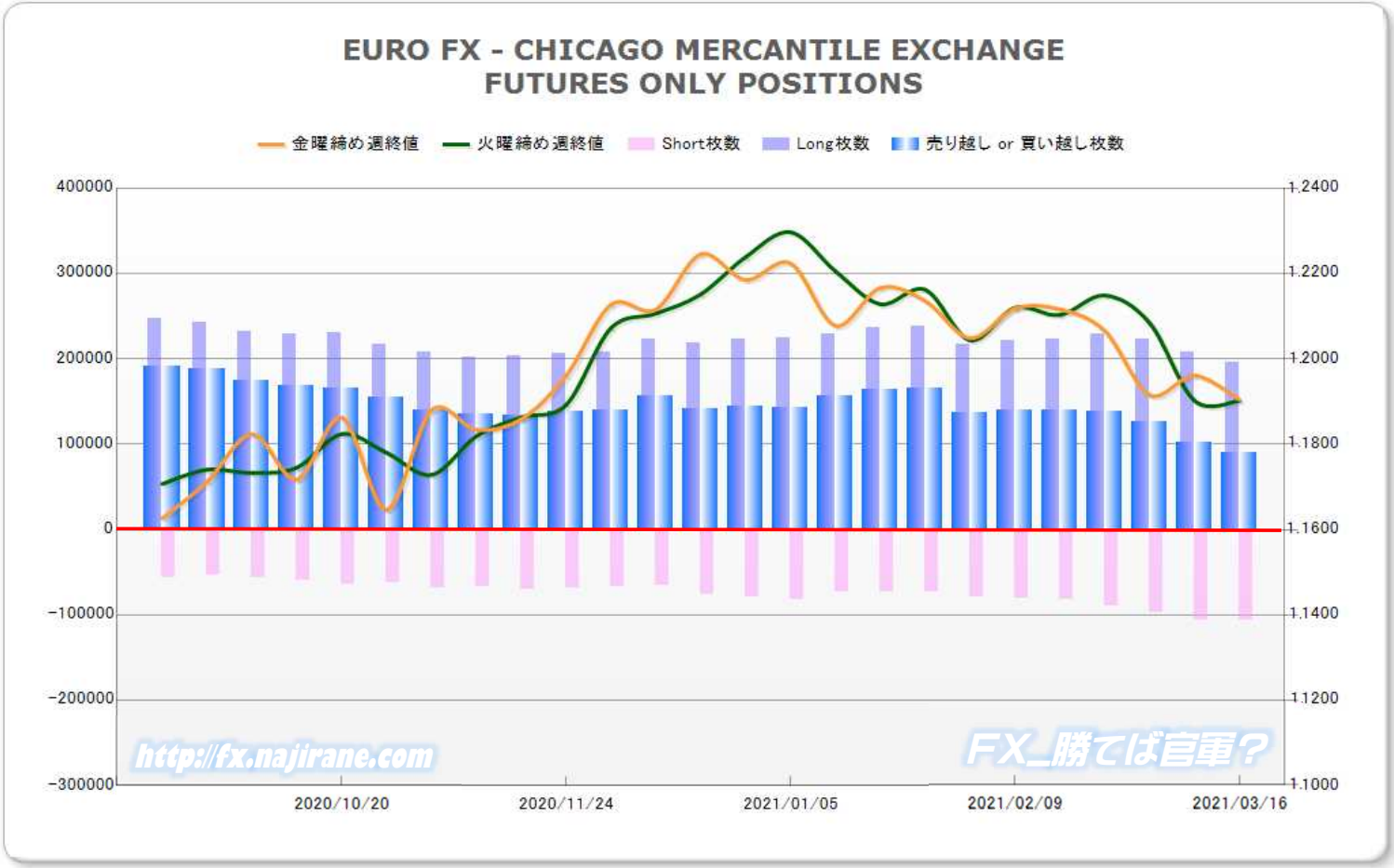

	2021/02/16			2021/02/23			2021/03/02			2021/03/09			2021/03/16		
	Long	Short	売り越し	Long	Short	売り越し	Long	Short	売り越し	Long	Short	売り越し	Long	Short	売り越し
JPY	66732	29550	-37182	66670	38048	-28622	61259	41989	-19270	64027	57513	-6514	**26003**	**65371**	**39368**
	前週比 枚数増減（枚）			-62	8498	-8560	-5411	3941	-9352	2768	15524	-12756	-38024	7858	45882
	前週比 枚数増減（%）			-0.1%	28.8%	-23.0%	-8.1%	10.4%	-32.7%	4.5%	37.0%	-66.2%	-59.4%	13.7%	704.4%
EUR	222895	82889	-140006	228501	90136	-138365	222655	96667	-125988	207588	105624	-101964	**195857**	**105881**	**-89976**
	前週比 枚数増減（枚）			5606	7247	-1641	-5846	6531	-12377	-15067	8957	-24024	-11731	257	-11988
	前週比 枚数増減（%）			2.5%	8.7%	-1.2%	-2.6%	7.2%	-8.9%	-6.8%	9.3%	-19.1%	-5.7%	0.2%	-11.8%
GBP	60269	38102	-22167	68266	37288	-30978	65138	29056	-36082	61271	27360	-33911	**55190**	**26590**	**-28600**
	前週比 枚数増減（枚）			7997	-814	8811	-3128	-8232	5104	-3867	-1696	-2171	-6081	-770	-5311
	前週比 枚数増減（%）			13.3%	-2.1%	39.7%	-4.6%	-22.1%	16.5%	-5.9%	-5.8%	-6.0%	-9.9%	-2.8%	-15.7%
AUD	54675	57496	2821	55664	57300	1636	61047	55006	-6041	61848	53773	-8075	**57840**	**50220**	**-7620**
	前週比 枚数増減（枚）			989	-196	-1185	5383	-2294	7677	801	-1233	2034	-4008	-3553	-455
	前週比 枚数増減（%）			1.8%	-0.3%	-42.0%	9.7%	-4.0%	469.3%	1.3%	-2.2%	33.7%	-6.5%	-6.6%	-5.6%
CAD	45021	36857	-8164	46899	37767	-9132	51391	36064	-15327	50022	39041	-10981	**50907**	**40644**	**-10263**
	前週比 枚数増減（枚）			1878	910	968	4492	-1703	6195	-1369	2977	-4346	885	1603	-718
	前週比 枚数増減（%）			4.2%	2.5%	11.9%	9.6%	-4.5%	67.8%	-2.7%	8.3%	-28.4%	1.8%	4.1%	-6.5%
CHF	15745	7374	-8371	21561	10038	-11523	21863	9602	-12261	23614	9221	-14393	**13297**	**8626**	**-4671**
	前週比 枚数増減（枚）			5816	2664	3152	302	-436	738	1751	-381	2132	-10317	-595	-9722
	前週比 枚数増減（%）			36.9%	36.1%	37.7%	1.4%	-4.3%	6.4%	8.0%	-4.0%	17.4%	-43.7%	-6.5%	-67.5%
NZD	30243	16532	-13711	30422	15773	-14649	31825	15417	-16408	32664	15538	-17126	**20002**	**13973**	**-6029**
	前週比 枚数増減（枚）			179	-759	938	1403	-356	1759	839	121	718	-12662	-1565	-11097
	前週比 枚数増減（%）			0.6%	-4.6%	6.8%	4.6%	-2.3%	12.0%	2.6%	0.8%	4.4%	-38.8%	-10.1%	-64.8%
MXN	57670	56258	-1412	54655	51630	-3025	52098	47667	-4431	50349	48497	-1852	**40137**	**69594**	**29457**
	前週比 枚数増減（枚）			-3015	-4628	1613	-2557	-3963	1406	-1749	830	-2579	-10212	21097	31309
	前週比 枚数増減（%）			-5.2%	-8.2%	114.2%	-4.7%	-7.7%	46.5%	-3.4%	1.7%	-58.2%	-20.3%	43.5%	1690.6%
Total All 8	**553250**	**325058**	**-228192**	**572638**	**337980**	**-234658**	**567276**	**331468**	**-235808**	**551383**	**356567**	**-194816**	**459233**	**380899**	**-78334**
	前週比 枚数増減（枚）			19388	12922	6466	-5362	-6512	1150	-15893	25099	-40992	-92150	24332	-116482
	前週比 枚数増減（%）			3.5%	4.0%	2.8%	-0.9%	-1.9%	0.5%	-2.8%	7.6%	-17.4%	-16.7%	6.8%	-59.8%
Total 7 （MXN除く）	**495580**	**268800**	**-226780**	**517983**	**286350**	**-231633**	**515178**	**283801**	**-231377**	**501034**	**308070**	**-192964**	**419096**	**311305**	**-107791**
	前週比 枚数増減（枚）			22403	17550	4853	-2805	-2549	-256	-14144	24269	-38413	-81938	3235	-85173
	前週比 枚数増減（%）			4.5%	6.5%	2.1%	-0.5%	-0.9%	-0.1%	-2.7%	8.6%	-16.6%	-16.4%	1.1%	-44.1%

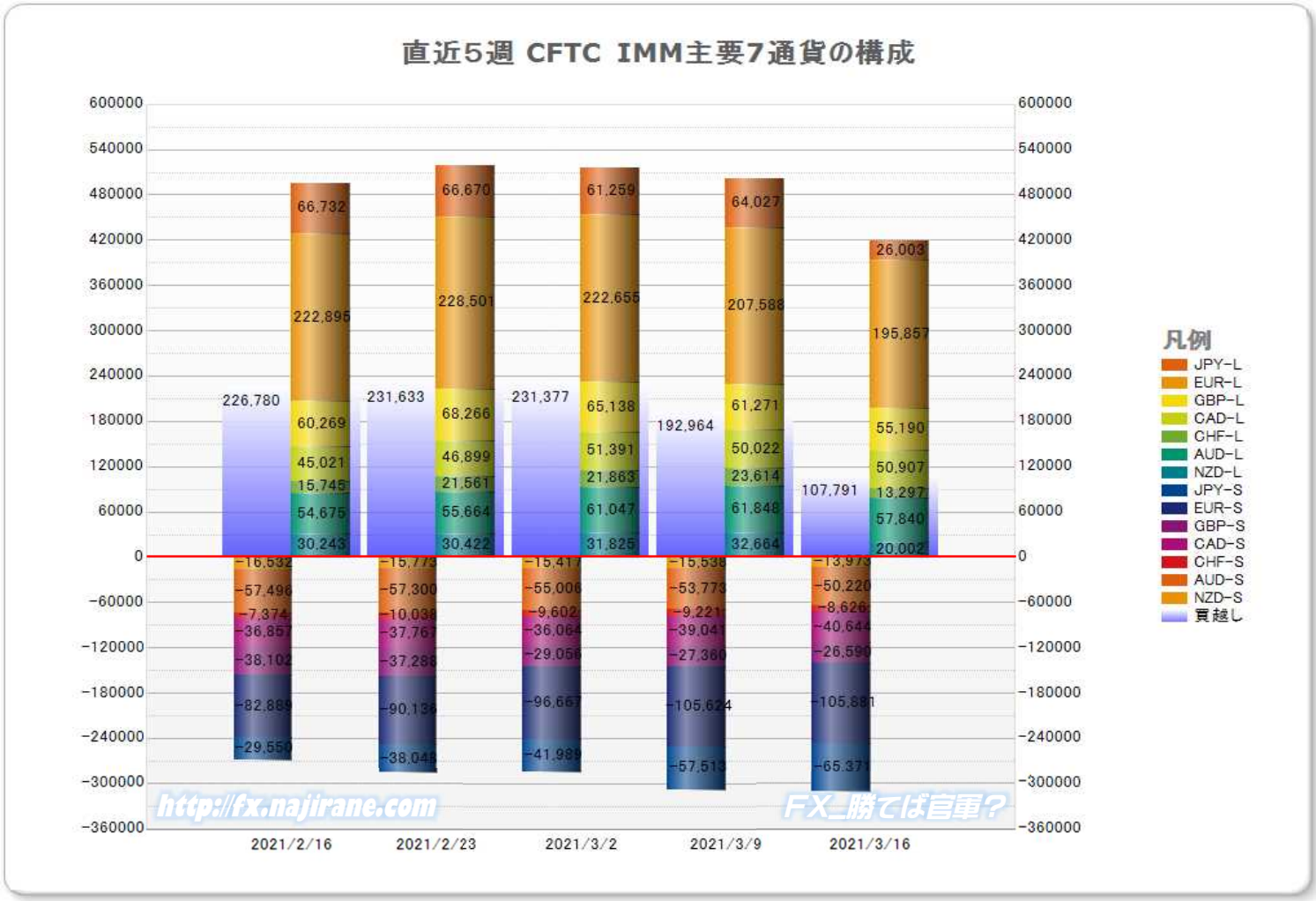

JAPANESE YEN - CHICAGO MERCANTILE EXCHANGE
FUTURES ONLY POSITIONS

Code-097741
2021/03/19 公表値

Date	投機筋集計				実需筋集計				投機筋＋実需筋合計				ドル円終値	
	円買い	円売り	売り越し	売買計	円買い	円売り	売り越し	売買計	円買い	円売り	売り越し	売買計	火曜締め	金曜締め
2021/03/16	26003	65371	39368	91374	99385	43104	-56281	142489	125388	108475	-16913	233863	109.00	108.88
2021/03/09	64027	57513	-6514	121540	122099	111283	-10816	233382	186126	168796	-17330	354922	108.52	109.01
2021/03/02	61259	41989	-19270	103248	101787	113100	11313	214887	163046	155089	-7957	318135	106.70	108.35
2021/02/23	66670	38048	-28622	104718	89663	117750	28087	207413	156333	155798	-535	312131	105.25	106.60
2021/02/16	66732	29550	-37182	96282	92764	128250	35486	221014	159496	157800	-1696	317296	106.11	105.46
2021/02/09	60719	26101	-34618	86820	92849	129722	36873	222571	153568	155823	2255	309391	104.56	104.97
2021/02/02	69602	24973	-44629	94575	95041	140921	45880	235962	164643	165894	1251	330537	105.00	105.39
2021/01/26	63463	18471	-44992	81934	96095	157655	61560	253750	159558	176126	16568	335684	103.64	104.75
2021/01/19	64143	14129	-50014	78272	94924	159866	64942	254790	159067	173995	14928	333062	103.92	103.83
2021/01/12	63857	13337	-50520	77194	94609	156406	61797	251015	158466	169743	11277	328209	103.78	103.89
2021/01/05	69163	18973	-50190	88136	98129	171246	73117	269375	167292	190219	22927	357511	102.72	103.96
2020/12/21	66970	20877	-46093	87847	93605	156671	63066	250276	160575	177548	16973	338123	103.34	103.65
2020/12/15	65376	21413	-43963	86789	90761	153874	63113	244635	156137	175287	19150	331424	103.69	103.32
2020/12/08	63585	15419	-48166	79004	92587	159561	66974	252148	156172	174980	18808	331152	104.16	104.04
2020/12/01	62449	14946	-47503	77395	90038	153443	63405	243481	152487	168389	15902	320876	104.32	104.17
2020/11/24	54472	14230	-40242	68702	93462	148259	54797	241721	147934	162489	14555	310423	104.48	104.06
2020/11/17	40313	10646	-29667	50959	92697	137577	44880	230274	133010	148223	15213	281233	104.19	103.82
2020/11/10	55644	13750	-41894	69394	96135	151491	55356	247626	151779	165241	13462	317020	105.26	104.63
2020/11/03	51012	22914	-28098	73926	97895	145570	47675	243465	148907	168484	19577	317391	104.61	103.30
2020/10/27	46131	28238	-17893	74369	94605	131414	36809	226019	140736	159652	18916	300388	104.51	104.67
2020/10/20	46524	32341	-14183	78865	88750	115778	27028	204528	135274	148119	12845	283393	105.47	104.71
2020/10/13	47245	27269	-19976	74514	86989	117085	30096	204074	134234	144354	10120	278588	105.50	105.40
2020/10/06	45779	24677	-21102	70456	86102	119068	32966	205170	131881	143745	11864	275626	105.63	105.61
2020/09/29	47535	22746	-24789	70281	79984	116054	36070	196038	127519	138800	11281	266319	105.66	105.39
2020/09/22	59033	29452	-29581	88485	76239	119883	43644	196122	135272	149335	14063	284607	104.94	105.61
2020/09/15	50360	27471	-22889	77831	69658	104286	34628	173944	120018	131757	11739	251775	105.43	104.59
2020/09/08	44850	23108	-21742	67958	73161	105346	32185	178507	118011	128454	10443	246465	105.95	106.08
2020/09/01	46654	17050	-29604	63704	70342	108353	38011	178695	116996	125403	8407	242399	105.95	106.23
2020/08/25	44978	21362	-23616	66340	73477	103640	30163	177117	118455	125002	6547	243457	106.40	105.38
2020/08/18	41717	21133	-20584	62850	73149	105667	32518	178816	114866	126800	11934	241666	105.42	105.82

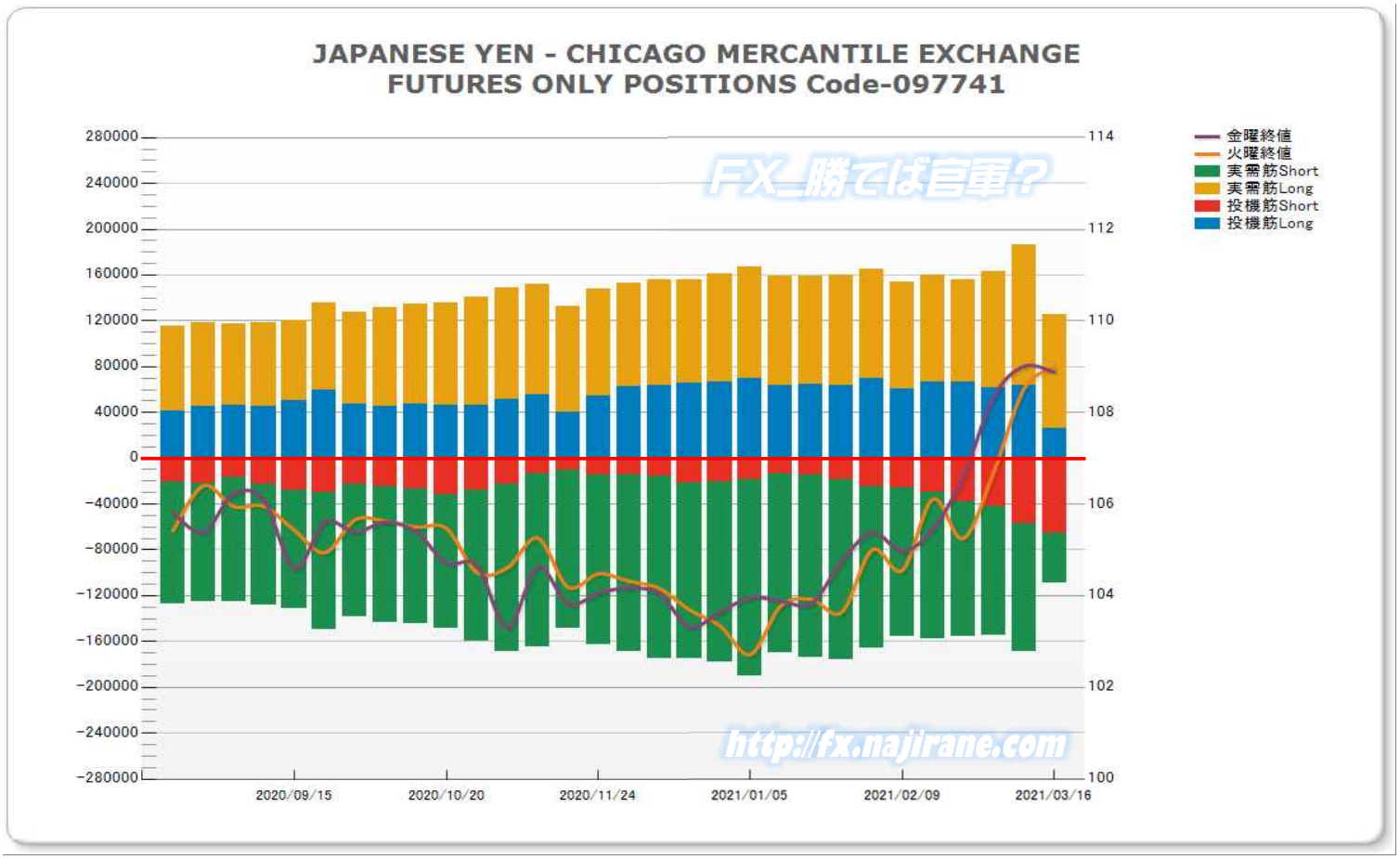

EURO FX - CHICAGO MERCANTILE EXCHANGE
FUTURES ONLY POSITIONS

Code-099741
2021/03/19 公表値

Date	投機筋集計				実需筋集計				投機筋＋実需筋合計				ユーロドル終値	
	EUR買い	EUR売り	売り越し	売買計	EUR買い	EUR売り	売り越し	売買計	EUR買い	EUR売り	売り越し	売買計	火曜締め	金曜締め
2021/03/16	195857	105881	-89976	301738	349395	484374	134979	833769	545252	590255	45003	1135507	1.1902	1.1905
2021/03/09	207588	105624	-101964	313212	402394	559836	157442	962230	609982	665460	55478	1275442	1.1902	1.1961
2021/03/02	222655	96667	-125988	319322	374362	550290	175928	924652	597017	646957	49940	1243974	1.2084	1.1916
2021/02/23	228501	90136	-138365	318637	366500	560917	194417	927417	595001	651053	56052	1246054	1.2149	1.2066
2021/02/16	222895	82889	-140006	305784	352756	546512	193756	899268	575651	629401	53750	1205052	1.2103	1.2116
2021/02/09	220943	80721	-140222	301664	349377	541364	191987	890741	570320	622085	51765	1192405	1.2120	1.2118
2021/02/02	216887	79884	-137003	296771	354432	543240	188808	897672	571319	623124	51805	1194443	1.2044	1.2049
2021/01/26	238099	72755	-165344	310854	339228	559856	220628	899084	577327	632611	55284	1209938	1.2162	1.2136
2021/01/19	236533	73067	-163466	309600	337268	559646	222378	896914	573801	632713	58912	1206514	1.2128	1.2166
2021/01/12	228757	72867	-155890	301624	345185	560987	215802	906172	573942	633854	59912	1207796	1.2206	1.2078
2021/01/05	224832	81841	-142991	306673	349449	550714	201265	900163	574281	632555	58274	1206836	1.2297	1.2224
2020/12/21	222443	78541	-143902	300984	339342	538743	199401	878085	561785	617284	55499	1179069	1.2239	1.2185
2020/12/15	218710	76877	-141833	295587	338345	537607	199262	875952	557055	614484	57429	1171539	1.2151	1.2245
2020/12/08	222521	66092	-156429	288613	349005	562077	213072	911082	571526	628169	56643	1199695	1.2106	1.2116
2020/12/01	207302	67408	-139894	274710	345848	536756	190908	882604	553150	604164	51014	1157314	1.2072	1.2127
2020/11/24	206354	68104	-138250	274458	342250	530912	188662	873162	548604	599016	50412	1147620	1.1892	1.1961
2020/11/17	203551	69591	-133960	273142	338363	522088	183725	860451	541914	591679	49765	1133593	1.1863	1.1859
2020/11/10	202374	67087	-135287	269461	339154	526728	187574	865882	541528	593815	52287	1135343	1.1819	1.1834
2020/11/03	208237	67888	-140349	276125	329671	516373	186702	846044	537908	584261	46353	1122169	1.1728	1.1880
2020/10/27	217443	61888	-155555	279331	320086	526904	206818	846990	537529	588792	51263	1126321	1.1780	1.1647
2020/10/20	229878	63935	-165943	293813	316168	535679	219511	851847	546046	599614	53568	1145660	1.1824	1.1863
2020/10/13	228295	59658	-168637	287953	320037	538976	218939	859013	548332	598634	50302	1146966	1.1745	1.1718
2020/10/06	231369	57061	-174308	288430	322277	548547	226270	870824	553646	605608	51962	1159254	1.1733	1.1824
2020/09/29	241967	53851	-188116	295818	319362	554998	235636	874360	561329	608849	47520	1170178	1.1741	1.1712
2020/09/22	247049	56227	-190822	303276	324148	563561	239413	887709	571197	619788	48591	1190985	1.1707	1.1626
2020/09/15	230695	52119	-178576	282814	326724	561883	235159	888607	557419	614002	56583	1171421	1.1849	1.1849
2020/09/08	248683	51869	-196814	300552	332939	581988	249049	914927	581622	633857	52235	1215479	1.1774	1.1841
2020/09/01	250867	54120	-196747	304987	340434	592019	251585	932453	591301	646139	54838	1237440	1.1917	1.1842
2020/08/25	262061	50309	-211752	312370	332664	600646	267982	933310	594725	650955	56230	1245680	1.1834	1.1899
2020/08/18	259244	62301	-196943	321545	332209	591573	259364	923782	591453	653874	62421	1245327	1.1932	1.1795

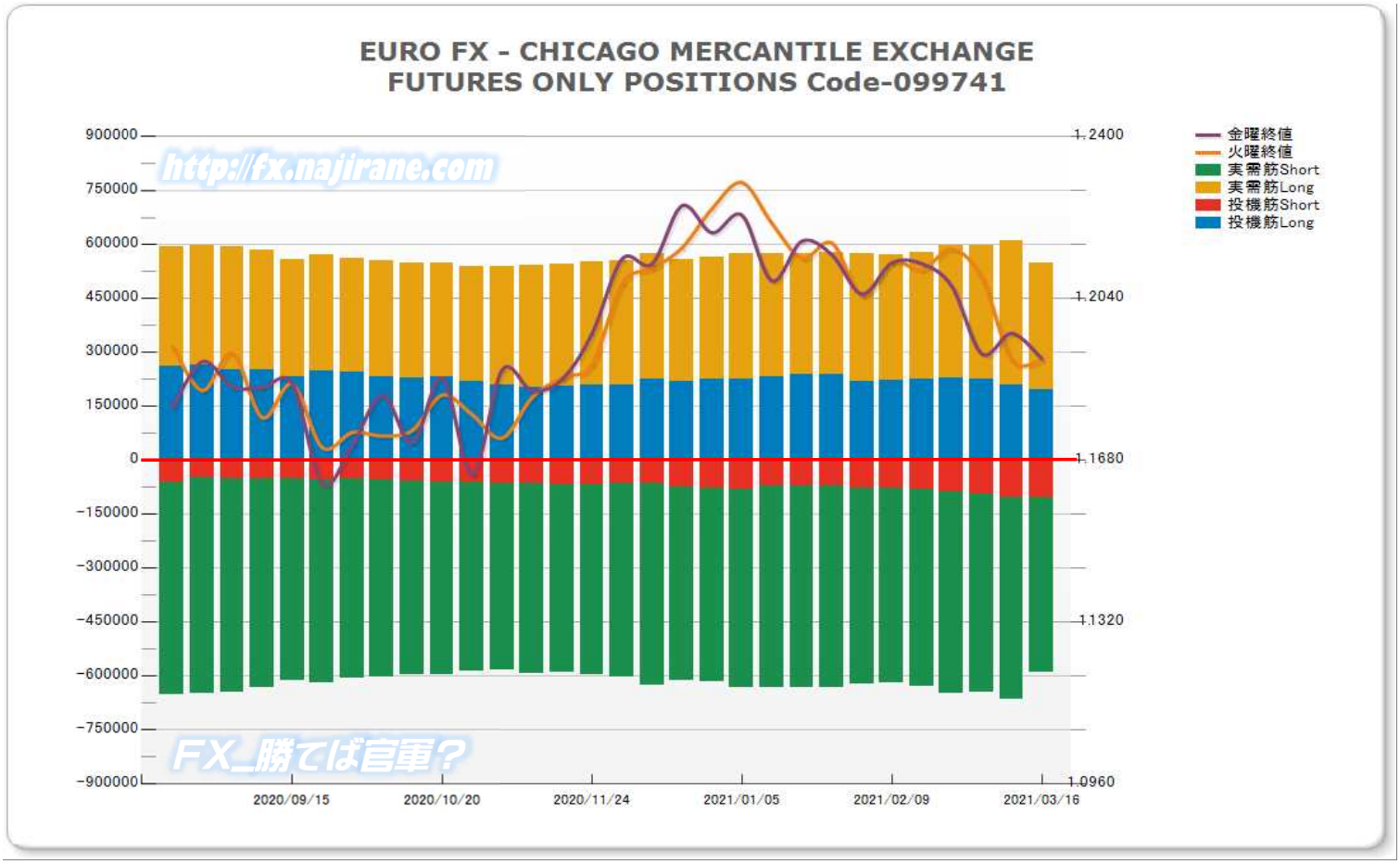

Bitcoin/USD 及び CME Futures (当月及び限月別)

※取引単位＝5ビットコイン
（CME CFビットコイン参考基準レート＝BRRを対象）

Bitcoin/USD					CME Futures		2021/03		2021/04		2021/05		2021/06		2021/07	
Date	Open	High	Low	Close	Volume	OpenInt	Close	Volume	Close	Volume	Close	Volume	Close	Volume	Close	Volume
2020/12/11	18334	18382	17605	17990	6851	10701	18425	66	18525	20	18680		0		0	
2020/12/14	19111	19330	19010	19282	7487	11074	19845	175	20010	6	20165		0		0	
2020/12/15	19286	19552	19065	19472	6785	11370	20215	140	20330	4	20485		0		0	
2020/12/16	19473	21435	19308	21377	17368	11993	21755	378	21915	11	22070		0		0	
2020/12/17	21397	23692	21245	23024	21478	12244	23800	446	24135	37	24290	2	0		0	
2020/12/18	22976	23263	22364	22774	9119	12559	23840	103	24160	11	24380	2	0		0	
2020/12/21	23485	24073	22056	23173	18959	12603	23785	553	24110	75	24330		0		0	
2020/12/22	23185	23743	22390	23743	18468	12911	24440	269	24770	4	24990		0		0	
2020/12/23	23724	24045	22666	23281	13829	12586	24355	376	24720	11	24940		0		0	
2020/12/24	23270	23465	22722	23333	4806	10840	24300	227	24610	5	24830		25040		0	
2020/12/28	26474	27429	26089	26821	19511	10613	27755	969	28190	57	28505	3	28715		0	
2020/12/29	26826	27173	25883	27043	8992	10653	27810	666	28100	15	28415		28625		0	
2020/12/30	27012	28985	26940	28742	14785	11009	29790	411	30225	53	30540		30750		0	
2020/12/31	28732	29301	27976	29170	6472	10850	30000	262	30290	21	30525	3	30735		0	
2021/1/4	33148	33621	28497	31388	17234	11125	32385	783	32855	52	33065	3	33275		0	
2021/1/5	31387	34486	29998	34285	9616	11296	35375	677	35780	45	35695	10	36055	1	0	
2021/1/6	34310	36478	33465	36074	21469	11288	37545	615	38000	86	38245	13	38605	3	0	
2021/1/7	36058	40301	36053	39632	19737	11380	40630	634	41190	30	41570	2	41980	2	0	
2021/1/8	39675	41946	36697	39037	18636	11304	40505	864	41030	75	41675	2	42085	1	0	
2021/1/11	38456	38661	30314	34468	27690	12234	34680	1709	35115	129	33720	9	35845	9	0	
2021/1/12	34470	36609	32527	33683	18040	12039	35420	674	35935	105	36330	13	36945	3	0	
2021/1/13	33649	37804	32436	37219	11919	12265	37330	547	37765	85	38130	43	38455	1	0	
2021/1/14	37165	40046	36786	38941	12611	12148	40520	443	41035	139	41535	98	41860	1	0	
2021/1/15	38873	39678	34459	35585	17310	12089	36535	812	36900	141	37290	50	38040	2	0	
2021/1/18	36215	37424	34823	36506	0	0	0		0		0		0		0	
2021/1/19	36464	37833	36117	36695	18337	11945	37575	1062	38075	246	38535	109	39130	2	0	
2021/1/20	36686	36705	33537	35030	13613	11834	35875	1116	36350	146	36715	129	37025	2	0	
2021/1/21	35008	35666	30121	30824	18667	11773	32570	1768	32930	281	33245	69	33585	10	0	
2021/1/22	30857	33850	28823	33555	18817	11111	34265	1753	34610	256	34960	127	35455	9	0	
2021/1/25	32181	34868	31938	32487	13238	10902	34210	869	34635	130	35040	44	35490	5	0	
2021/1/26	32488	32792	30872	32657	13724	10787	32565	1165	32855	140	33155	41	33605	2	0	
2021/1/27	32736	32937	29272	30611	24655	10705	31905	2075	32175	426	32445	249	32695	40	0	
2021/1/28	30601	33548	29938	33548	13911	9989	33085	1016	33450	88	33775	50	33910	20	0	
2021/1/29	33537	38604	32003	34569	21507	9614	35180	2702	35690	437	36110	158	36330	12	0	
2021/2/1	33007	34701	32343	33560	7410	9299	34265	942	34710	118	35075	50	35300	10	35700	
2021/2/2	33562	36004	33464	35652	7056	9469	36535	968	36920	142	37395	100	37845	16	38245	
2021/2/3	35629	37523	35426	37309	5786	10007	37790	717	38270	176	38680	77	39085	3	39485	
2021/2/4	37315	38740	36250	37295	7365	10133	38310	1044	38735	208	39155	69	39590	5	39990	
2021/2/5	37294	38339	36638	37771	5800	10426	38460	849	38940	138	39400	42	39900	4	40300	
2021/2/8	38829	44988	38078	44715	17454	11172	45305	2434	45840	462	46355	163	46720	24	47120	2
2021/2/9	44669	48165	44669	46827	14212	11055	48385	2350	49070	604	49750	119	50300	25	50700	
2021/2/10	46880	47337	43769	45214	12168	10932	45570	1975	46240	314	46835	102	47405	33	47805	
2021/2/11	45230	48619	44061	47678	10938	11185	48195	1403	48950	359	49605	81	50270	20	50700	3
2021/2/12	47710	48919	46264	47678	9433	11306	48700	1508	49375	323	49990	67	50755	3	51185	3
2021/2/15	49114	49114	46002	48246	0	0	0		0		0		0		0	
2021/2/16	48260	50523	47077	49150	20887	11426	49615	3530	50385	1384	51050	514	51895	44	52255	1
2021/2/17	49135	52623	48996	52127	12700	11769	53525	2112	54380	494	55195	215	55955	99	56515	
2021/2/18	52143	52540	50909	51840	10639	11571	53170	1902	53930	283	54730	88	55375	26	56025	
2021/2/19	51875	55710	50798	55353	15735	11331	56595	3255	57585	708	58535	237	59090	74	59900	4
2021/2/22	57356	57587	48391	54151	25944	11044	54650	6742	55620	494	56355	158	57200	31	58010	4
2021/2/23	54157	54330	45055	48685	29926	10572	48185	9664	48850	1441	49450	461	50015	143	50605	5
2021/2/24	48697	51345	47041	48797	14542	10276	49815	5396	50455	706	51090	283	51720	80	52590	1
2021/2/25	48885	52051	47490	48165	14375	9989	49415	6682	49990	470	50580	108	51345	50	52130	1
2021/2/26	48126	48436	44256	46234	11741	8236	46325	10550	46905	774	47615	243	48200	171	49055	2
2021/3/1	45271	49488	44976	49138	8338	8240	48870	7199	49355	745	49855	203	50365	172	51165	19
2021/3/2	49169	50218	47099	47819	7358	8068	47820	5993	48445	726	49010	451	49500	163	50160	25
2021/3/3	47845	52601	47790	50618	7959	8387	50900	6344	51520	1176	52055	320	52670	103	53385	16
2021/3/4	50602	51773	47540	48251	13562	8316	48310	11795	48855	1125	49435	367	49910	237	50410	38
2021/3/5	48251	49463	46382	49254	10606	7903	49555	8929	50055	1048	50540	345	51025	263	51465	16
2021/3/8	50515	51978	49358	51605	8992	8338	52145	7528	52705	1066	53275	253	53725	104	54195	39
2021/3/9	51602	54870	51602	54777	6704	8785	54720	5572	55315	817	55915	216	56365	60	56835	39
2021/3/10	54807	57379	53079	56928	8319	8901	56620	7098	57265	911	57930	247	58515	60	59100	1
2021/3/11	56941	58025	54342	57924	9126	8791	57955	7793	58615	990	59230	257	59875	85	60495	1
2021/3/12	57954	58143	55127	56750	10403	9385	57075	7966	57850	1332	58540	899	59280	205	59945	1
2021/3/15	60208	60716	54945	56107	12762	9379	56900	10372	57660	1762	58330	460	59035	151	59705	17
2021/3/16	56148	56818	53328	56338	8353	9335	55910	7097	56615	843	57345	312	58050	85	58705	16
2021/3/17	56309	58955	54186	58326	9879	9383	57980	7704	58710	1747	59390	258	60075	129	60715	41
2021/3/18	58357	60071	57045	57740	13294	9636	57365	9656	58050	3080	58805	371	59465	166	60140	15
2021/3/19	57697	59442	56306	58411	8311	0	58975	6553	59720	1345	60430	274	61040	136	61725	1

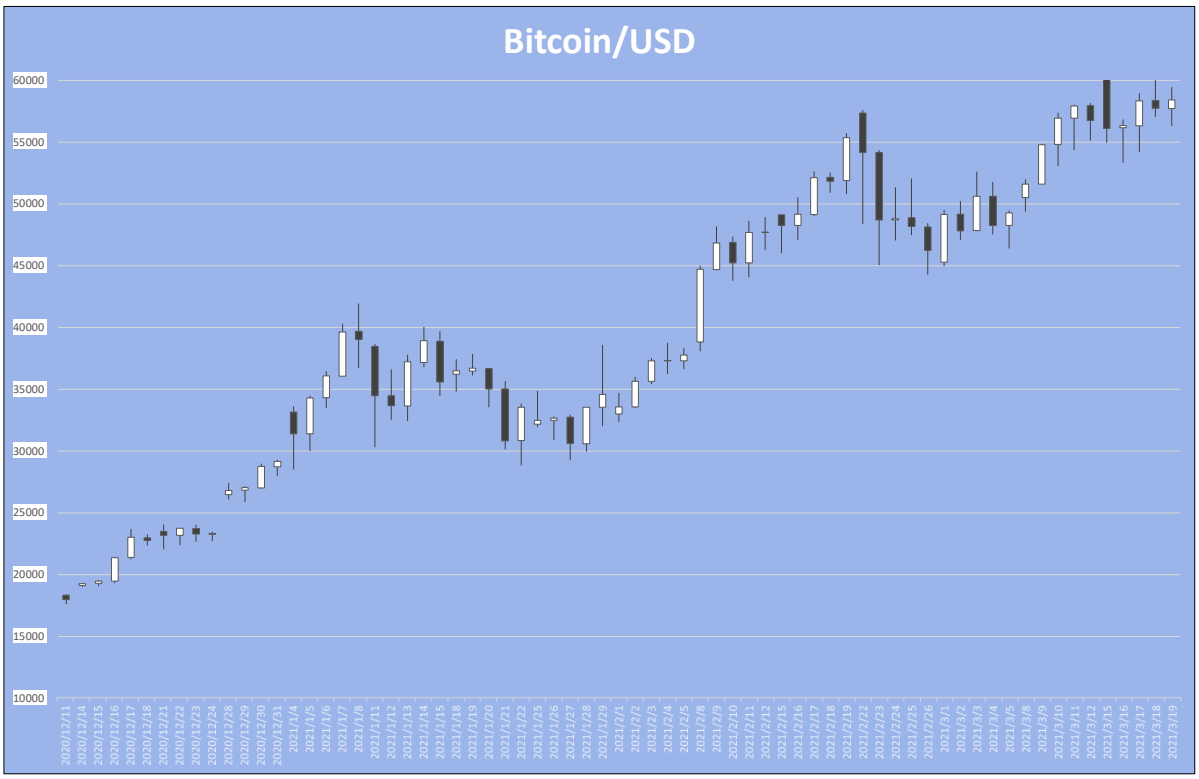

	BTC(BitCoin)/JPY					ETH(Ethereum)/JPY					XRP(Ripple)/JPY				
Date	Open	High	Low	Close	Volume	Open	High	Low	Close	Volume	Open	High	Low	Close	Volume
2021/1/19	3800111.00	3921553.50	3747671.00	3747671.00	5947700.53	130406.65	148767.28	130037.58	143101.73	4903681.26	29.5388	33.9229	29.4377	30.5793	580090.71
2021/1/20	3745624.75	3778198.50	3477062.25	3681275.25	6921294.83	142889.00	145998.47	129085.64	143146.38	4844888.74	30.5695	32.0210	29.2746	30.7070	468948.72
2021/1/21	3681445.75	3682315.50	3131449.50	3190721.75	7829700.47	143188.86	143188.86	113707.12	116092.13	4754400.53	30.7017	31.7074	27.2368	27.8382	460971.32
2021/1/22	3189886.25	3510278.75	2999337.75	3425502.75	8012955.91	115814.53	132036.28	108419.03	128331.41	4558064.27	27.8206	28.8328	25.3600	28.3124	467215.70
2021/1/23	3423426.50	3462368.75	3268517.25	3328140.00	5018495.94	128202.27	132030.19	124634.70	127758.35	2828545.23	28.2929	29.3320	27.7084	28.2110	313314.72
2021/1/24	3327801.00	3419093.50	3228407.00	3351379.25	5048840.47	127781.18	144805.02	127165.05	144437.92	3779914.03	28.2129	28.7925	28.0443	28.3880	256618.65
2021/1/25	3351007.75	3611807.00	3329573.25	3358450.25	6215128.05	144337.30	152382.02	135409.98	137425.91	4520537.58	28.3843	29.3124	27.8919	27.9216	303559.50
2021/1/26	3357643.00	3398138.50	3215278.50	3374342.25	6242657.49	137356.06	142702.78	129871.75	140595.64	4307089.39	27.9175	28.1140	26.9103	27.8513	289138.18
2021/1/27	3373739.25	3373739.25	3057207.25	3169367.25	6516994.30	140727.75	141754.70	126584.70	130511.92	4102692.16	27.8543	27.8699	25.5606	26.2384	306280.95
2021/1/28	3170251.75	3325880.00	3130910.00	3301152.75	8234540.05	130313.29	137825.75	127869.10	135396.08	4150271.61	26.2354	27.1433	25.9442	26.8349	306210.80
2021/1/29	3579544.75	4020245.25	3352119.75	3592754.00	12342971.90	142800.03	149568.34	135054.59	144743.22	5612903.49	28.2172	32.4155	27.2241	29.5436	840899.68
2021/1/30	3590612.75	3647019.75	3448672.75	3587504.75	6819372.35	144712.77	146824.23	139090.34	144058.66	3205096.07	29.5399	51.2321	29.2963	46.0870	2556142.43
2021/1/31	3587646.75	3589474.00	3378526.00	3467669.25	5524350.20	144132.78	144351.83	134899.67	137702.73	2638773.55	45.8344	52.3163	40.7785	51.5541	2554580.09
2021/2/1	3467692.25	3632683.00	3390644.75	3517524.50	6439940.09	137689.02	144105.16	133425.89	143590.89	3063741.75	51.5749	78.1428	37.8499	38.9654	3668249.21
2021/2/2	3517107.50	3772511.00	3513220.00	3729689.00	6626271.24	143639.63	162004.53	142971.06	159142.66	4772318.64	38.8618	42.4493	36.1024	38.7849	1339792.77
2021/2/3	3729745.00	3935045.00	3721972.75	3934588.25	6422546.49	159098.11	174396.33	158462.20	174396.33	4396850.41	38.7948	42.8665	38.7948	41.3166	910596.03
2021/2/4	3934904.75	4059202.25	3830247.25	3898506.25	7267648.54	174423.70	177411.95	164731.03	168368.67	4687244.14	41.3083	49.8516	39.9038	47.1343	1392906.42
2021/2/5	3899084.75	4038098.75	3867719.50	4019455.25	6174769.40	168371.91	185217.06	168371.91	181102.78	4226445.46	47.0156	49.0259	44.9116	47.4237	1077886.94
2021/2/6	4018831.50	4304203.50	4018831.50	4137654.75	7515978.54	181012.86	183174.83	173770.56	176803.06	4201660.44	47.4353	47.6592	44.9646	46.2697	803544.37
2021/2/7	4135987.50	4175149.75	3945887.25	4100303.00	6903566.04	176777.64	178087.56	158246.89	170134.64	4204224.26	46.2731	46.9465	42.0201	44.0514	789957.29
2021/2/8	4098552.00	4861412.00	4015782.75	4860626.50	10676017.68	170072.94	186240.47	165772.69	183772.77	5051680.73	44.0312	48.4938	43.5342	47.1056	860745.48
2021/2/9	4859419.50	5032736.50	4725553.50	4861180.00	9601841.03	183805.31	190107.48	179893.03	184908.17	4620597.21	47.1011	50.8699	47.0666	49.3627	1007642.78
2021/2/10	4859993.50	4938889.00	4593347.50	4699295.50	9133352.72	184908.67	191015.13	176542.20	182481.00	4385218.86	49.3551	55.7942	48.8288	52.6699	1443046.19
2021/2/11	4697258.50	5075942.50	4621745.50	5018622.00	8525691.98	182425.64	189090.44	178716.45	186857.30	3773341.68	52.6289	55.2613	52.4314	54.9727	940620.88
2021/2/12	5015239.00	5106067.00	4878406.50	4985397.00	8034069.64	186824.95	195340.13	182811.19	193469.55	3977944.51	54.9560	64.2924	54.3007	63.8687	1463991.97
2021/2/13	4983965.00	5042370.50	4868638.00	4944005.00	7373204.67	193517.20	196415.44	185816.89	190401.66	3711189.58	63.8176	66.8536	57.7111	66.0169	1486293.54
2021/2/14	4944949.00	5194023.50	4944949.00	5118628.00	7485955.81	190429.20	193974.80	187862.17	189656.58	3303244.92	65.9595	66.3727	59.5263	62.4307	1099111.01
2021/2/15	5116447.50	5136843.50	4866887.50	5052114.50	8121086.91	189613.78	193159.20	176812.72	187541.92	4104869.59	62.3530	63.0712	54.7688	57.8409	1113108.78
2021/2/16	5052051.50	5307425.00	4976384.50	5221164.00	8176617.31	187452.83	192594.36	183112.86	189009.55	3636716.87	57.8071	60.9685	51.9394	55.2730	1094158.37
2021/2/17	5221950.00	5562161.00	5209370.00	5520363.50	8555460.89	189039.55	196257.17	183863.17	195673.17	3806150.10	55.2679	58.6704	52.6295	56.6906	987964.03
2021/2/18	5519513.00	5551026.00	5395121.00	5460206.00	5499818.68	195646.50	206054.09	195646.50	204700.34	2985364.87	56.6441	59.1617	55.3948	56.2540	593958.95
2021/2/19	5459803.00	5916876.00	5384070.00	5893122.50	6695280.73	204849.38	207994.02	200522.50	206689.52	2769914.31	56.2684	61.0326	55.0450	59.7893	727199.88
2021/2/20	5893038.50	6063637.00	5760096.00	5919705.50	7190811.16	206661.91	214716.17	193020.34	202552.11	3661183.58	59.7750	61.4137	50.8709	54.6087	832796.77
2021/2/21	5916439.50	6155129.50	5874657.50	6072535.50	5477063.55	202461.27	208326.83	199474.48	204275.59	2493451.34	54.5419	58.9198	53.6539	57.8928	693341.56
2021/2/22	6071775.00	6070003.50	5160265.00	5692256.50	9666332.61	204271.03	204365.59	166568.45	187125.30	4453394.52	57.8680	67.6048	54.9417	60.0380	1970938.77
2021/2/23	5692005.50	5692005.50	4767434.50	5141033.00	11172203.45	187063.98	187063.98	145118.88	165336.72	5478553.98	59.9590	59.9590	39.9204	49.8644	1511952.34
2021/2/24	5142155.50	5411246.00	4970468.50	5266578.50	6748922.66	165470.72	180996.28	159074.69	172345.45	3319495.58	49.9316	52.8183	48.1517	49.9934	849287.02
2021/2/25	5266975.50	5512480.00	5010343.50	5010343.50	5798986.26	172220.23	177233.11	155858.34	157001.00	2604620.82	49.9875	51.1377	45.6496	46.2292	633274.51
2021/2/26	5019558.00	5158720.00	4713658.00	4939588.50	37411440.68	157314.81	166269.66	149350.00	154140.02	3350921.35	46.2736	48.0412	44.1523	45.6120	690336.52
2021/2/27	4940122.50	5143559.00	4825453.50	4923459.50	4893879.02	154235.50	162550.23	152834.58	155625.89	2211005.26	45.6125	48.7775	45.6125	46.6683	507032.39
2021/2/28	4924053.00	4979739.50	4609342.00	4806435.50	5690901.10	155613.88	156523.25	138623.88	150786.08	2942891.87	46.6635	46.8421	42.3927	44.1857	460633.45
2021/3/1	4808749.50	5320318.00	4802892.00	5302353.50	5757477.05	150903.45	167536.38	150789.75	167165.55	2567548.32	44.2024	48.1143	44.0299	47.7813	379000.77
2021/3/2	5300309.50	5355372.50	5041585.00	5164831.00	5074290.62	167096.72	170680.67	155963.61	159347.53	2404575.79	47.7014	48.5842	45.3366	46.6358	361758.30
2021/3/3	5168762.50	5614850.00	5152246.00	5411180.50	5698405.56	159223.94	176475.11	158161.58	168728.17	2427811.44	46.6428	49.9173	46.2696	48.2118	353794.90
2021/3/4	5409473.50	5536637.50	5143450.50	5242518.00	5650881.42	168596.55	173699.34	163088.25	166460.44	2472875.86	48.1883	53.0340	46.8884	52.5325	650702.36
2021/3/5	5238833.00	5351757.50	5019726.50	5301517.50	5268861.74	166420.22	167720.31	157247.20	166137.98	2282730.37	52.4488	52.4488	48.5439	49.6395	464654.62
2021/3/6	5298475.50	5325346.00	5120588.50	5299900.50	3723463.49	166040.23	180856.02	164606.50	179299.48	2464670.89	49.6118	51.0014	49.0301	50.3966	298935.11
2021/3/7	5300583.00	5570322.00	5300583.00	5551061.50	4676316.28	179370.02	187650.64	177330.75	186798.48	2581116.05	50.3953	50.8495	49.8290	50.6107	256333.00
2021/3/8	5547530.00	5698833.00	5366852.00	5691187.50	5293693.54	186915.08	199916.66	181133.45	199855.98	3009830.05	50.6130	52.7614	49.6518	51.5887	390772.71
2021/3/9	5694068.50	5952638.00	5669580.50	5952638.00	5527896.91	199901.75	202827.13	196374.55	202827.13	2547351.54	51.6048	52.7671	51.5573	52.7671	327981.59
2021/3/10	5952626.50	6206279.50	5800553.50	6074071.00	6213648.10	202874.92	203499.72	192197.70	195117.78	2727944.93	52.7579	52.9405	49.7332	50.2299	354766.79
2021/3/11	6069151.00	6306810.00	5918171.00	6276162.50	6164028.82	194994.98	200107.81	188415.84	198278.20	2607213.90	50.2172	50.3347	48.0638	49.1799	345991.19
2021/3/12	6277910.00	6294995.00	6035224.00	6249197.50	6070203.89	198316.39	199660.36	188432.98	193159.17	2445504.49	49.1833	50.4096	47.1921	48.0832	362557.29
2021/3/13	6250427.50	6723541.00	6127759.00	6675496.00	6613011.36	193166.14	211203.36	188966.75	209790.70	2726601.12	48.0809	50.6658	47.4719	50.1318	350137.49
2021/3/14	6673103.50	6714173.00	6470831.50	6470831.50	4790326.13	209701.14	210455.00	201145.75	202362.64	2110804.20	50.0998	50.3681	48.2414	48.2414	273819.60
2021/3/15	6467025.00	6606172.50	6044710.00	6101050.50	7248224.07	202310.52	206147.25	190849.67	195525.19	2864040.23	48.2388	48.9364	46.5284	47.7496	340044.38
2021/3/16	6093802.50	6195101.00	5849529.50	6193722.50	6514819.29	195602.83	198482.03	187872.22	197023.17	2598141.54	47.7385	56.2018	46.9751	50.4396	804897.44
2021/3/17	6196004.50	6416329.00	5955105.50	6411011.00	6562100.18	197032.38	200302.94	191005.78	198572.72	2669444.44	50.4638	52.7172	49.8499	51.4460	472816.08
2021/3/18	6413427.00	6553693.00	5922863.50	6302688.00	6072527.74	198541.03	201600.41	186148.20	194209.97	2534177.22	51.4422	53.5419	49.7841	51.5161	355769.34
2021/3/19	6301764.00	6479432.50	6175183.00	6355409.00	5344282.34	194178.77	200519.69	190397.03	197984.70	2314579.70	51.5027	52.0630	50.5210	51.3223	286042.63
2021/3/20	6353841.50	6538908.00	6340883.50	6351813.50	5485651.46	197973.66	204202.67	197342.55	197441.22	2470165.69	51.3151	60.2278	51.2123	57.4025	736101.99

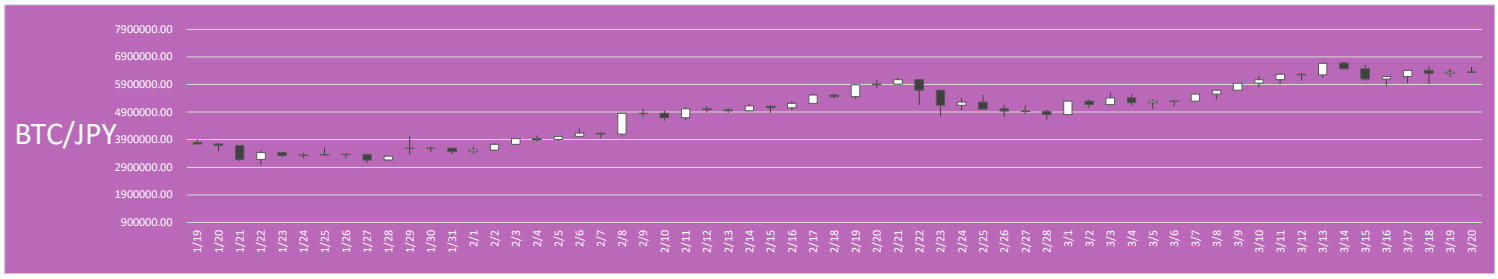

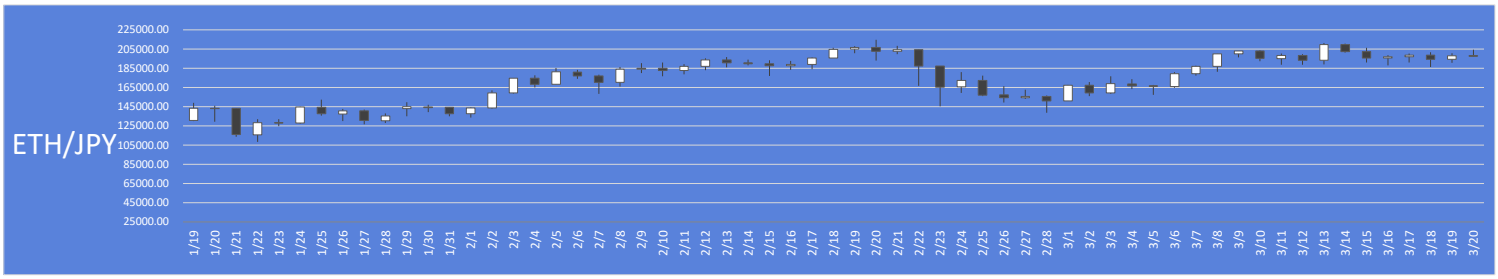

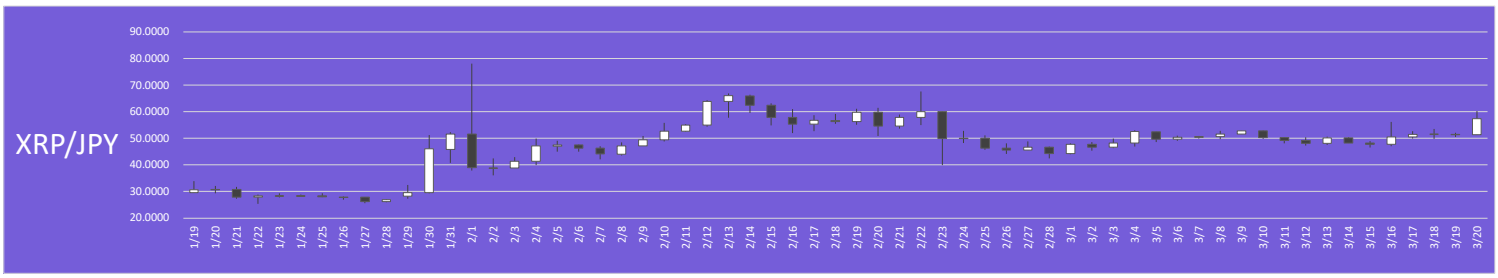

	日経平均(^N225)					CME日経平均先物 ドル建て(NKD)					CME日経平均先物円建て(NIY)					USDJPY
Date	Open	High	Low	Close	Volume	Open	High	Low	Close	Volume	Open	High	Low	Close	Volume	
2021-03-19	29,904.57	30,049.77	29,621.22	29,792.05	#########	29,765.0	29,905.0	28,950.0	29,375.0	6,624	29,775.0	29,885.0	28,925.0	29,280.0	51,486	108.88
2021-03-19	29,904.57	30,049.77	29,621.22	29,792.05	#########	29,765.0	29,905.0	28,950.0	29,310.0	9,455	29,775.0	29,885.0	28,925.0	29,350.0	39,650	108.88
2021-03-19	29,904.57	30,049.77	29,621.22	29,792.05	#########	29,765.0	29,905.0	28,950.0	29,310.0	9,455	29,775.0	29,885.0	28,925.0	29,280.0	51,486	108.88
2021-03-19	29,904.57	30,049.77	29,621.22	29,792.05	#########	29,765.0	29,905.0	28,950.0	29,375.0	6,624	29,775.0	29,885.0	28,925.0	29,350.0	39,650	108.88
2021-03-18	30,148.48	30,485.00	30,041.50	30,216.75	95,400,000.0	29,855.0	30,345.0	29,750.0	29,760.0	6,624	29,785.0	30,320.0	29,725.0	29,735.0	39,650	108.97
2021-03-17	29,836.83	29,984.97	29,825.16	29,914.33	74,600,000.0	29,745.0	29,885.0	29,660.0	29,840.0	3,770	29,695.0	29,860.0	29,625.0	29,815.0	22,856	108.86
2021-03-16	29,770.39	30,026.40	29,755.47	29,921.09	83,800,000.0	29,695.0	29,890.0	29,600.0	29,725.0	3,852	29,660.0	29,860.0	29,570.0	29,700.0	22,759	109.00
2021-03-15	29,804.50	29,884.73	29,670.31	29,766.97	94,100,000.0	29,575.0	29,750.0	29,445.0	29,660.0	3,965	29,620.0	29,715.0	29,415.0	29,625.0	28,030	109.15
2021-03-12	29,287.74	29,744.32	29,210.40	29,717.83	96,600,000.0	29,210.0	29,625.0	29,065.0	29,570.0	7,381	29,195.0	29,595.0	29,030.0	29,540.0	36,042	109.01
2021-03-11	29,033.92	29,255.42	28,995.33	29,211.64	78,500,000.0	29,110.0	29,375.0	29,010.0	29,290.0	7,381	28,950.0	29,200.0	28,825.0	29,105.0	32,774	108.53
2021-03-10	29,118.28	29,233.47	28,960.09	29,036.56	83,000,000.0	29,205.0	29,265.0	28,965.0	29,105.0	7,004	28,995.0	29,075.0	28,770.0	28,925.0	25,127	108.43
2021-03-09	28,748.87	29,053.56	28,609.21	29,027.94	96,700,000.0	28,845.0	29,285.0	28,620.0	29,220.0	11,662	28,675.0	29,090.0	28,420.0	29,020.0	19,505	108.52
2021-03-08	29,208.19	29,255.90	28,644.26	28,743.25	92,400,000.0	29,235.0	29,470.0	28,565.0	28,835.0	17,013	29,080.0	29,255.0	28,370.0	28,635.0	13,721	108.93
2021-03-05	28,725.48	28,867.83	28,308.57	28,864.32	85,800,000.0	28,900.0	29,220.0	28,305.0	29,175.0	11,534	28,450.0	28,985.0	28,125.0	28,985.0	2,892	108.35
2021-03-04	29,198.42	29,277.19	28,711.04	28,930.11	75,200,000.0	29,335.0	29,345.0	28,715.0	28,910.0	11,024	29,035.0	29,065.0	28,530.0	28,705.0	1,478	107.98
2021-03-03	29,482.12	29,604.37	29,336.60	29,559.10	68,800,000.0	29,530.0	29,765.0	29,255.0	29,275.0	7,431	29,155.0	29,570.0	29,080.0	29,080.0	660	107.01
2021-03-02	29,939.75	29,996.39	29,314.82	29,408.17	70,100,000.0	29,930.0	30,030.0	29,315.0	29,520.0	7,728	29,760.0	29,760.0	29,140.0	29,320.0	85	106.70
2021-03-01	29,419.45	29,686.39	29,396.04	29,663.50	62,700,000.0	29,285.0	29,935.0	29,280.0	29,905.0	6,097	29,405.0	29,700.0	29,330.0	29,700.0	63	106.78
2021-02-26	29,753.73	29,760.31	28,966.01	28,966.01	92,900,000.0	29,585.0	29,670.0	28,985.0	29,285.0	11,191	28,830.0	29,290.0	28,825.0	29,085.0	245	106.60
2021-02-25	30,077.27	30,213.28	30,044.43	30,168.27	70,100,000.0	30,065.0	30,245.0	29,505.0	29,620.0	7,021	29,960.0	30,030.0	29,340.0	29,425.0	25	106.25
2021-02-24	30,020.11	30,089.59	29,671.70	29,671.70	79,300,000.0	30,015.0	30,120.0	29,620.0	30,065.0	7,319	29,635.0	29,910.0	29,450.0	29,860.0	352	105.87
2021-02-23						29,995.0	30,140.0	29,650.0	30,005.0	5,066	29,815.0	29,910.0	29,485.0	29,800.0	58	105.25
2021-02-22	30,281.78	30,458.13	30,089.18	30,156.03	62,800,000.0	30,205.0	30,460.0	29,975.0	29,990.0	6,387	30,020.0	30,020.0	29,785.0	29,785.0	57	105.07
2021-02-19	29,970.59	30,169.59	29,847.33	30,017.92	63,700,000.0	30,135.0	30,320.0	29,750.0	30,205.0	6,346	29,975.0	30,100.0	29,975.0	29,995.0	12	105.46
2021-02-18	30,311.98	30,560.49	30,140.01	30,236.09	77,900,000.0	30,355.0	30,575.0	29,890.0	30,130.0	7,596	29,995.0	29,995.0	29,775.0	29,920.0	13	105.69
2021-02-17	30,366.82	30,398.20	30,191.01	30,292.19	74,800,000.0	30,450.0	30,450.0	30,150.0	30,350.0	6,493	30,025.0	30,170.0	30,020.0	30,140.0	9	105.88
2021-02-16	30,229.46	30,714.52	30,191.65	30,467.75	81,300,000.0	29,645.0	30,725.0	29,640.0	30,415.0	12,225	29,945.0	30,410.0	29,940.0	30,215.0	20	106.11
2021-02-12	29,635.88	29,650.51	29,417.32	29,520.07	79,800,000.0	29,490.0	29,670.0	29,305.0	29,625.0	3,740	29,275.0	29,410.0	29,205.0	29,410.0	4	104.97
2021-02-11						29,320.0	29,495.0	29,235.0	29,465.0	1,856	29,265.0	29,265.0	29,250.0	29,250.0	26	104.75
2021-02-10	29,412.55	29,562.93	29,368.18	29,562.93	81,100,000.0	29,445.0	29,560.0	29,175.0	29,270.0	5,805	29,205.0	29,205.0	29,045.0	29,050.0	14	104.62
2021-02-09	29,435.61	29,585.75	29,350.48	29,505.93	86,900,000.0	29,515.0	29,590.0	29,350.0	29,420.0	3,624	29,205.0	29,205.0	29,205.0	29,205.0	4	104.56
2021-02-08	28,831.58	29,400.56	28,817.60	29,388.50	93,600,000.0	28,810.0	29,535.0	28,810.0	29,445.0	6,946	28,675.0	29,290.0	28,675.0	29,230.0	11	105.24
2021-02-05	28,631.46	28,785.71	28,548.27	28,779.19	93,200,000.0	28,655.0	28,900.0	28,535.0	28,790.0	3,968	28,450.0	28,585.0	28,420.0	28,585.0	23	105.39
2021-02-04	28,557.46	28,600.22	28,325.89	28,341.95	81,100,000.0	28,610.0	28,680.0	28,295.0	28,620.0	3,815	28,360.0	28,405.0	28,135.0	28,405.0	11	105.53
2021-02-03	28,482.71	28,669.95	28,402.30	28,646.50	84,000,000.0	28,480.0	28,725.0	28,405.0	28,585.0	3,326	28,380.0	28,380.0	28,380.0	28,380.0	14	105.04
2021-02-02	28,207.48	28,379.31	28,089.12	28,362.17	67,500,000.0	28,265.0	28,520.0	28,080.0	28,490.0	5,222	28,105.0	28,275.0	28,105.0	28,275.0	3	105.00
2021-02-01	27,649.07	28,107.10	27,649.07	28,091.05	65,700,000.0	27,720.0	28,310.0	27,575.0	28,300.0	7,792	27,995.0	28,105.0	27,995.0	28,095.0	14	104.95
2021-01-29	28,320.72		27,629.80	27,663.39	91,700,000.0	28,390.0	28,390.0	27,580.0	27,785.0	11,770	27,985.0	27,985.0	27,440.0	27,585.0	137	104.75
2021-01-28	28,169.27	28,360.48	27,975.85	28,197.42	#########	28,195.0	28,535.0	27,825.0	28,410.0	170,010	27,855.0	28,200.0	27,610.0	28,200.0	16	104.23
2021-01-27	28,665.34	28,754.99	28,542.00	28,635.21	69,000,000.0	28,720.0	28,760.0	28,095.0	28,195.0	6,502	28,275.0	28,275.0	27,985.0	27,985.0	3	104.08
2021-01-26	28,696.30	28,740.71	28,527.81	28,546.18	63,500,000.0	28,825.0	28,825.0	28,515.0	28,725.0	4,090	28,470.0	28,530.0	28,315.0	28,515.0	8	103.64
2021-01-25	28,698.89	28,822.29	28,566.85	28,822.29	57,300,000.0	28,630.0	28,855.0	28,480.0	28,840.0	5,329	28,625.0	28,625.0	28,625.0	28,625.0		103.77
2021-01-22	28,580.20	28,698.18	28,527.16	28,631.45	66,900,000.0	28,690.0	28,700.0	28,410.0	28,625.0	3,987	28,430.0	28,470.0	28,370.0	28,420.0	17	103.83
2021-01-21	28,710.41	28,846.15	28,677.61	28,756.86	67,700,000.0	28,705.0	28,855.0	28,525.0	28,680.0	5,033	28,545.0	28,545.0	28,395.0	28,475.0	38	103.51
2021-01-20	28,798.74	28,801.19	28,402.11	28,523.26	69,800,000.0	28,760.0	28,835.0	28,405.0	28,725.0	7,564	28,440.0	28,515.0	28,310.0	28,510.0	14	103.58
2021-01-19	28,405.49	28,720.91	28,373.34	28,633.46	58,200,000.0	28,300.0	28,800.0	28,120.0	28,735.0	9,704	28,025.0	28,530.0	28,025.0	28,525.0	14	103.92
2021-01-15	28,777.47	28,820.50	28,477.03	28,519.18	74,100,000.0	28,850.0	28,925.0	28,170.0	28,350.0	6,904	28,660.0	28,660.0	27,985.0	28,135.0	24	103.89
2021-01-14	28,442.73	28,979.53	28,411.58	28,698.26	81,900,000.0	28,450.0	28,995.0	28,420.0	28,875.0	8,418	28,370.0	28,665.0	28,370.0	28,665.0	19	103.82
2021-01-13	28,140.10	28,503.43	28,133.59	28,456.59	70,900,000.0	28,180.0	28,520.0	28,125.0	28,465.0	5,478	28,045.0	28,255.0	28,045.0	28,255.0	4	103.87
2021-01-12	28,004.37	28,287.37	27,899.45	28,164.34	78,800,000.0	28,075.0	28,295.0	27,975.0	28,215.0	4,341	27,945.0	28,000.0	27,945.0	28,000.0	3	103.78
2021-01-11						28,335.0	28,355.0	27,965.0	28,045.0	6,731	27,840.0	27,840.0	27,840.0	27,840.0		104.22
2021-01-08	27,720.14	28,139.03	27,667.75	28,139.03	84,900,000.0	27,615.0	28,380.0	27,615.0	28,315.0	7,319	28,020.0	28,100.0	27,945.0	28,100.0	8	103.96
2021-01-07	27,340.46	27,624.73	27,340.46	27,490.13	98,900,000.0	27,365.0	27,675.0	27,330.0	27,625.0	4,323	27,210.0	27,405.0	27,210.0	27,405.0	5	103.85
2021-01-06	27,102.85	27,196.40	27,002.18	27,055.94	72,700,000.0	27,165.0	27,480.0	26,955.0	27,340.0	9,294	26,855.0	27,125.0	26,830.0	27,125.0	4	103.07
2021-01-05	27,151.38	27,279.78	27,073.46	27,158.63	55,000,000.0	27,145.0	27,275.0	26,965.0	27,160.0	5,224	26,910.0	26,945.0	26,900.0	26,940.0	9	102.72
2021-01-04	27,575.57	27,602.11	27,042.32	27,258.38	51,500,000.0	27,585.0	27,685.0	27,040.0	27,125.0	8,337	27,390.0	27,395.0	26,920.0	26,920.0	9	103.13

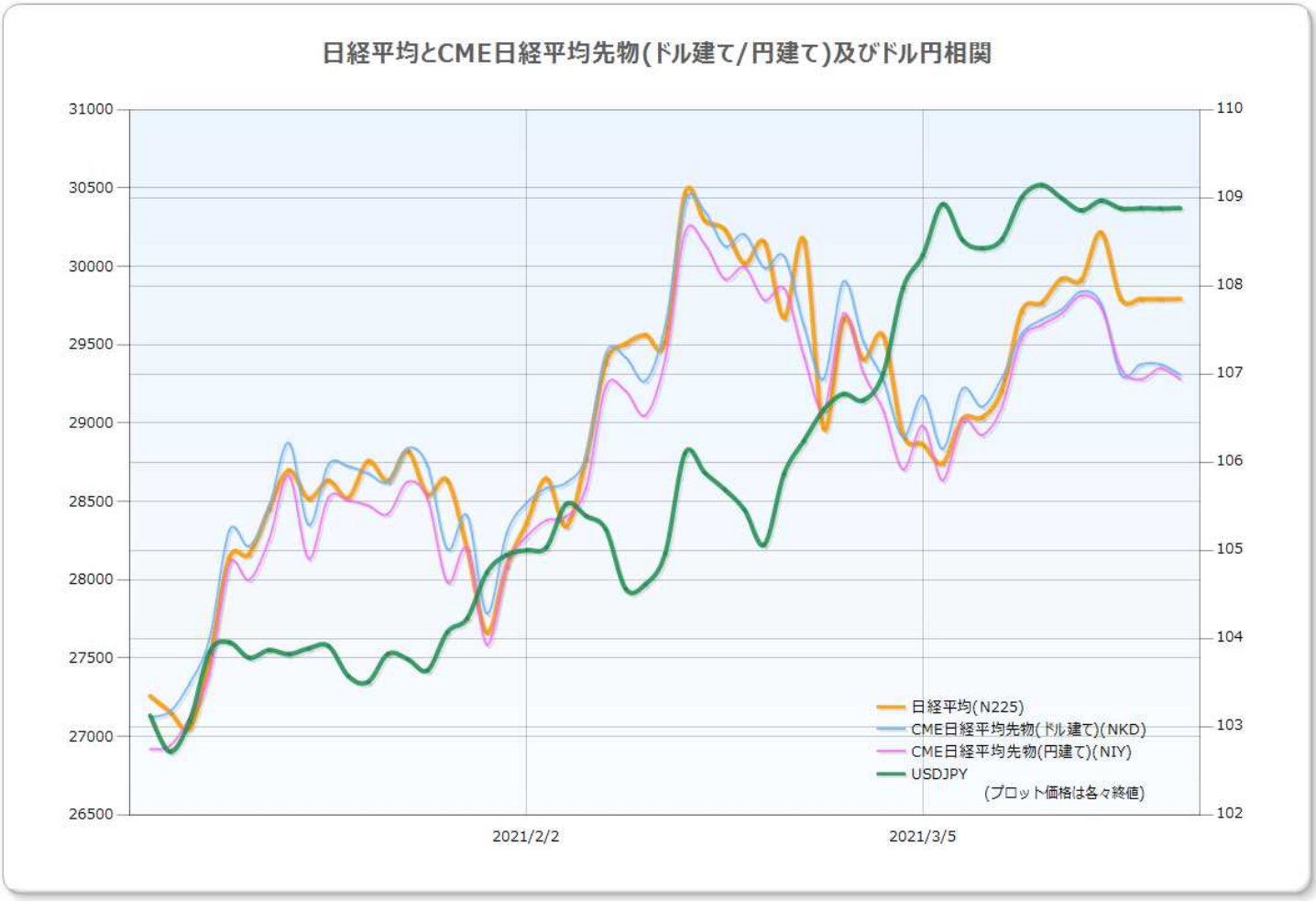

過去5日及び過去4週の4本値と各種ピボット　2021/03/15 ～ 2021/03/19

USD/JPY

日足	Open	High	Low	Close	値幅/日	Demark 引け形態	真の高値	真の安値	予想高値	予想安値	予想高値	予想安値	Pivot StopLoss LBOP	Support S2	Support S1	Pivot PP	Resistance R1	Resistance R2	StopLoss HBOP	3-days AVG		Fibonacci Zone Support Zone 2	Support Zone 1	BP	Resistance Zone 1	Resistance Zone 2
							当日のOHLCから計算される翌日の		TD Range Projection		TD pivot points															
2021/03/15	109.09	109.36	108.92	109.15	44p	陽線引け	-	-					108.48	108.70	108.92	109.14	109.37	109.58	109.81			108.53 ～ 108.70	108.87 ～ 108.92	109.14	109.36 ～ 109.41	109.58 ～ 109.75
2021/03/16	109.14	109.29	108.77	109.00	51p	陰線引け	109.29	108.77	109.14	108.63	109.14	108.63	108.24	108.51	108.75	109.02	109.26	109.53	109.78			108.31 ～ 108.51	108.70 ～ 108.76	109.02	109.27 ～ 109.34	109.53 ～ 109.73
2021/03/17	109.00	109.33	108.71	108.86	62p	陰線引け	109.33	108.71	109.09	108.47	109.09	108.47	107.98	108.34	108.60	108.96	109.22	109.58	109.84	109.04	Bear	108.10 ～ 108.34	108.58 ～ 108.65	108.96	109.27 ～ 109.35	109.58 ～ 109.82
2021/03/18	108.86	109.30	108.64	108.97	66p	陽線引け	109.30	108.64	109.47	108.80	109.47	108.80	107.97	108.31	108.64	108.97	109.30	109.63	109.97	108.98	Bear	108.05 ～ 108.31	108.56 ～ 108.64	108.97	109.30 ～ 109.38	109.63 ～ 109.89
2021/03/19	108.97	109.13	108.61	108.88	51p	陰線引け	109.13	108.61	109.00	108.49	109.00	108.49	108.11	108.36	108.62	108.87	109.13	109.39	109.65	108.93	Bear	108.16 ～ 108.36	108.55 ～ 108.62	108.87	109.13 ～ 109.19	109.39 ～ 109.58
週足	Open	High	Low	Close	値幅/週	引け形態	真の高値	真の安値	予想高値	予想安値	予想高値	予想安値	LBOP	S2	S1	PP	R1	R2	HBOP	3-days AVG		Support Zone 2	Support Zone 1	BP	Resistance Zone 1	Resistance Zone 2
2021/02/22 ～ 2021/02/26	105.51	106.69	104.92	106.60	177p	陽線引け	-	-					103.68	104.30	105.45	106.07	107.22	107.84	108.99			103.63 ～ 104.30	104.98 ～ 105.19	106.07	106.96 ～ 107.16	107.84 ～ 108.52
2021/03/01 ～ 2021/03/05	106.55	108.64	106.37	108.35	227p	陽線引け	108.64	104.92	110.35	106.64	109.63	107.36	104.66	105.52	106.93	107.78	109.20	110.05	111.47			104.65 ～ 105.52	106.38 ～ 106.65	107.78	108.92 ～ 109.19	110.05 ～ 110.92
2021/03/08 ～ 2021/03/12	108.38	109.23	108.31	109.01	92p	陽線引け	109.23	108.31	109.58	108.66	109.58	108.66	107.55	107.93	108.47	108.85	109.39	109.77	110.31	107.57	Bull	107.58 ～ 107.93	108.28 ～ 108.39	108.85	109.31 ～ 109.42	109.77 ～ 110.13
2021/03/15 ～ 2021/03/19	109.09	109.36	108.61	108.88	75p	陰線引け	109.36	108.61	109.12	108.37	109.12	108.37	107.79	108.20	108.54	108.95	109.29	109.70	110.04	108.53	Bull	107.92 ～ 108.20	108.49 ～ 108.58	108.95	109.32 ～ 109.41	109.70 ～ 109.98

EUR/JPY

日足	Open	High	Low	Close	値幅/日	Demark 引け形態	真の高値	真の安値	予想高値	予想安値	予想高値	予想安値	StopLoss LBOP	Support S2	Support S1	Pivot PP	Resistance R1	Resistance R2	StopLoss HBOP	3-days AVG		Support Zone 2	Support Zone 1	BP	Resistance Zone 1	Resistance Zone 2
2021/03/15	130.34	130.49	129.99	130.16	49p	陰線引け	-	-					129.44	129.72	129.94	130.21	130.43	130.71	130.92			129.53 ～ 129.72	129.91 ～ 129.96	130.21	130.46 ～ 130.52	130.71 ～ 130.89
2021/03/16	130.16	130.40	129.50	129.73	90p	陰線引け	130.40	129.50	130.06	129.16	130.06	129.16	128.45	128.98	129.35	129.87	130.25	130.77	131.15			128.63 ～ 128.98	129.32 ～ 129.42	129.87	130.32 ～ 130.43	130.77 ～ 131.11
2021/03/17	129.73	130.46	129.72	130.40	75p	陽線引け	130.46	129.72	130.80	130.06	130.80	130.06	129.17	129.44	129.92	130.19	130.67	130.94	131.41	130.09	Bull	129.16 ～ 129.44	129.73 ～ 129.82	130.19	130.57 ～ 130.65	130.94 ～ 131.22
2021/03/18	130.39	130.66	129.60	129.86	107p	陰線引け	130.66	129.60	130.26	129.19	130.26	129.19	128.35	128.97	129.42	130.04	130.48	131.11	131.55	130.03	Bull	128.56 ～ 128.97	129.38 ～ 129.51	130.04	130.57 ～ 130.70	131.11 ～ 131.51
2021/03/19	129.86	130.00	129.32	129.62	68p	陰線引け	130.00	129.32	129.81	129.13	129.81	129.13	128.62	128.97	129.29	129.65	129.97	130.32	130.65	129.96	Bear	128.71 ～ 128.97	129.23 ～ 129.31	129.65	129.98 ～ 130.06	130.32 ～ 130.58
週足	Open	High	Low	Close	値幅/週	引け形態	真の高値	真の安値	予想高値	予想安値	予想高値	予想安値	LBOP	S2	S1	PP	R1	R2	HBOP	3-days AVG		Support Zone 2	Support Zone 1	BP	Resistance Zone 1	Resistance Zone 2
2021/02/22 ～ 2021/02/26	127.90	129.98	127.50	128.62	247p	陽線引け	-	-					124.95	126.23	127.42	128.70	129.90	131.17	132.37			125.28 ～ 126.23	127.17 ～ 127.46	128.70	129.94 ～ 130.23	131.17 ～ 132.12
2021/03/01 ～ 2021/03/05	128.68	129.64	128.19	129.11	145p	陽線引け	129.64	127.50	130.44	128.30	130.10	128.65	126.86	127.52	128.32	128.98	129.77	130.43	131.22			126.97 ～ 127.52	128.08 ～ 128.25	128.98	129.70 ～ 129.87	130.43 ～ 130.98
2021/03/08 ～ 2021/03/12	129.19	130.39	128.78	130.39	161p	陽線引け	130.39	128.78	131.20	129.58	131.20	129.58	127.70	128.24	129.31	129.85	130.93	131.47	132.54	129.18	Bull	127.63 ～ 128.24	128.86 ～ 129.05	129.85	130.66 ～ 130.85	131.47 ～ 132.08
2021/03/15 ～ 2021/03/19	130.34	130.66	129.32	129.62	134p	陰線引け	130.66	129.32	130.14	128.80	130.14	128.80	127.73	128.53	129.07	129.87	130.41	131.21	131.75	129.57	Bull	128.01 ～ 128.53	129.04 ～ 129.20	129.87	130.54 ～ 130.70	131.21 ～ 131.72

EUR/USD

日足	Open	High	Low	Close	値幅/日	Demark 引け形態	真の高値	真の安値	予想高値	予想安値	予想高値	予想安値	StopLoss LBOP	Support S2	Support S1	Pivot PP	Resistance R1	Resistance R2	StopLoss HBOP	3-days AVG		Support Zone 2	Support Zone 1	BP	Resistance Zone 1	Resistance Zone 2
2021/03/15	1.1948	1.1967	1.1911	1.1925	56p	陰線引け	-	-					1.1845	1.1878	1.1902	1.1934	1.1958	1.1991	1.2014			1.1857 ～ 1.1878	1.1900 ～ 1.1906	1.1934	1.1963 ～ 1.1969	1.1991 ～ 1.2012
2021/03/16	1.1925	1.1952	1.1883	1.1902	69p	陰線引け	1.1952	1.1883	1.1927	1.1858	1.1927	1.1858	1.1803	1.1843	1.1872	1.1912	1.1942	1.1981	1.2011			1.1816 ～ 1.1843	1.1869 ～ 1.1878	1.1912	1.1947 ～ 1.1955	1.1981 ～ 1.2008
2021/03/17	1.1902	1.1988	1.1886	1.1979	101p	陽線引け	1.1988	1.1886	1.2034	1.1932	1.2034	1.1932	1.1813	1.1850	1.1914	1.1951	1.2015	1.2052	1.2117	1.1932	Bull	1.1811 ～ 1.1850	1.1888 ～ 1.1900	1.1951	1.2001 ～ 1.2013	1.2052 ～ 1.2091
2021/03/18	1.1978	1.1989	1.1907	1.1917	82p	陰線引け	1.1989	1.1907	1.1953	1.1871	1.1953	1.1871	1.1804	1.1855	1.1886	1.1938	1.1968	1.2020	1.2051	1.1933	Bull	1.1824 ～ 1.1855	1.1887 ～ 1.1896	1.1938	1.1979 ～ 1.1988	1.2020 ～ 1.2051
2021/03/19	1.1917	1.1937	1.1874	1.1905	63p	陰線引け	1.1937	1.1874	1.1921	1.1858	1.1921	1.1858	1.1811	1.1842	1.1874	1.1905	1.1937	1.1968	1.2000	1.1931	Bear	1.1818 ～ 1.1842	1.1866 ～ 1.1874	1.1905	1.1937 ～ 1.1944	1.1968 ～ 1.1992
週足	Open	High	Low	Close	値幅/週	引け形態	真の高値	真の安値	予想高値	予想安値	予想高値	予想安値	LBOP	S2	S1	PP	R1	R2	HBOP	3-days AVG		Support Zone 2	Support Zone 1	BP	Resistance Zone 1	Resistance Zone 2
2021/02/22 ～ 2021/02/26	1.2122	1.2243	1.2066	1.2066	177p	陰線引け	-	-					1.1830	1.1948	1.2007	1.2125	1.2184	1.2302	1.2361			1.1880 ～ 1.1948	1.2015 ～ 1.2036	1.2125	1.2213 ～ 1.2234	1.2302 ～ 1.2369
2021/03/01 ～ 2021/03/05	1.2076	1.2113	1.1894	1.1916	219p	陰線引け	1.2113	1.1916	1.2014	1.1817	1.2014	1.1795	1.1616	1.1755	1.1835	1.1974	1.2054	1.2193	1.2273			1.1671 ～ 1.1755	1.1839 ～ 1.1864	1.1974	1.2084 ～ 1.2109	1.2193 ～ 1.2277
2021/03/08 ～ 2021/03/12	1.1920	1.1990	1.1836	1.1961	154p	陽線引け	1.1990	1.1836	1.2053	1.1899	1.2053	1.1899	1.1714	1.1775	1.1868	1.1929	1.2022	1.2083	1.2176	1.2009	Bear	1.1716 ～ 1.1775	1.1834 ～ 1.1852	1.1929	1.2006 ～ 1.2024	1.2083 ～ 1.2142
2021/03/15 ～ 2021/03/19	1.1948	1.1989	1.1874	1.1905	115p	陰線引け	1.1989	1.1874	1.1947	1.1832	1.1947	1.1832	1.1742	1.1808	1.1856	1.1923	1.1971	1.2037	1.2086	1.1942	Bear	1.1764 ～ 1.1808	1.1852 ～ 1.1865	1.1923	1.1980 ～ 1.1993	1.2037 ～ 1.2081

GBP/JPY

日足	Open	High	Low	Close	値幅/日	Demark 引け形態	真の高値	真の安値	予想高値	予想安値	予想高値	予想安値	StopLoss LBOP	Support S2	Support S1	Pivot PP	Resistance R1	Resistance R2	StopLoss HBOP	3-days AVG		Support Zone 2	Support Zone 1	BP	Resistance Zone 1	Resistance Zone 2
2021/03/15	151.89	152.12	151.20	151.67	91p	陰線引け	-	-					150.30	150.75	151.21	151.67	152.13	152.58	153.04			150.40 ～ 150.75	151.10 ～ 151.21	151.67	152.12 ～ 152.23	152.58 ～ 152.93
2021/03/16	151.67	151.75	150.79	151.50	96p	陰線引け	151.75	150.79	151.63	150.66	151.63	150.66	149.98	150.38	150.94	151.35	151.90	152.31	152.87			150.02 ～ 150.38	150.75 ～ 150.87	151.35	151.83 ～ 151.94	152.31 ～ 152.68
2021/03/17	151.50	152.09	151.34	152.00	74p	陽線引け	152.09	151.34	152.42	151.67	152.42	151.67	150.79	151.07	151.53	151.81	152.28	152.56	153.02	151.61	Bull	150.78 ～ 151.07	151.35 ～ 151.44	151.81	152.18 ～ 152.27	152.56 ～ 152.84
2021/03/18	152.00	152.55	151.46	151.73	109p	陰線引け	152.55	151.46	152.14	151.05	152.14	151.05	150.19	150.83	151.28	151.92	152.37	153.00	153.45	151.69	Bull	150.41 ～ 150.83	151.24 ～ 151.37	151.92	152.46 ～ 152.59	153.00 ～ 153.42
2021/03/19	151.73	151.80	150.58	150.96	122p	陰線引け	151.80	150.58	151.38	150.16	151.38	150.16	149.21	149.89	150.43	151.11	151.65	152.33	152.87	151.61	Bear	149.43 ～ 149.89	150.36 ～ 150.50	151.11	151.72 ～ 151.87	152.33 ～ 152.80
週足	Open	High	Low	Close	値幅/週	引け形態	真の高値	真の安値	予想高値	予想安値	予想高値	予想安値	LBOP	S2	S1	PP	R1	R2	HBOP	3-days AVG		Support Zone 2	Support Zone 1	BP	Resistance Zone 1	Resistance Zone 2
2021/02/22 ～ 2021/02/26	147.87	150.45	147.41	148.50	304p	陽線引け	-	-					144.08	145.74	147.12	148.78	150.16	151.82	153.20			144.58 ～ 145.74	146.90 ～ 147.26	148.78	150.30 ～ 150.66	151.82 ～ 152.98
2021/03/01 ～ 2021/03/05	148.53	150.73	148.12	150.03	261p	陽線引け	150.73	147.41	152.04	148.72	151.68	149.07	145.91	147.01	148.52	149.62	151.13	152.23	153.74			146.01 ～ 147.01	148.01 ～ 148.32	149.62	150.93 ～ 151.24	152.23 ～ 153.23
2021/03/08 ～ 2021/03/12	150.02	152.24	149.69	151.84	255p	陽線引け	152.24	149.69	153.32	150.77	153.32	150.77	147.72	148.71	150.27	151.26	152.82	153.81	155.37	149.89	Bull	147.73 ～ 148.71	149.68 ～ 149.98	151.26	152.53 ～ 152.83	153.81 ～ 154.78
2021/03/15 ～ 2021/03/19	151.89	152.55	150.58	150.96	197p	陰線引け	152.55	150.58	151.76	149.78	151.76	149.78	148.20	149.39	150.17	151.36	152.15	153.34	154.12	150.75	Bull	148.63 ～ 149.39	150.14 ～ 150.38	151.36	152.35 ～ 152.58	153.34 ～ 154.09

GBP/USD

日足	Open	High	Low	Close	値幅/日	Demark 引け形態	真の高値	真の安値	予想高値	予想安値	予想高値	予想安値	StopLoss LBOP	Support S2	Support S1	Pivot PP	Resistance R1	Resistance R2	StopLoss HBOP	3-days AVG		Support Zone 2	Support Zone 1	BP	Resistance Zone 1	Resistance Zone 2
2021/03/15	1.3924	1.3950	1.3854	1.3896	96p	陰線引け	-	-					1.3754	1.3804	1.3850	1.3900	1.3946	1.3996	1.4042			1.3767 ～ 1.3804	1.3841 ～ 1.3852	1.3900	1.3948 ～ 1.3959	1.3996 ～ 1.4032
2021/03/16	1.3896	1.3905	1.3810	1.3899	96p	陽線引け	1.3905	1.3810	1.3950	1.3854	1.3950	1.3854	1.3742	1.3776	1.3837	1.3871	1.3933	1.3967	1.4029			1.3739 ～ 1.3776	1.3812 ～ 1.3823	1.3871	1.3919 ～ 1.3930	1.3967 ～ 1.4004
2021/03/17	1.3899	1.3975	1.3851	1.3963	124p	陽線引け	1.3975	1.3851	1.4031	1.3907	1.4031	1.3907	1.3760	1.3806	1.3884	1.3930	1.4009	1.4054	1.4133	1.3900	Bull	1.3758 ～ 1.3806	1.3853 ～ 1.3868	1.3930	1.3992 ～ 1.4007	1.4054 ～ 1.4102
2021/03/18	1.3963	1.4001	1.3898	1.3924	104p	陰線引け	1.4001	1.3898	1.3963	1.3859	1.3963	1.3859	1.3777	1.3837	1.3881	1.3941	1.3985	1.4045	1.4088	1.3914	Bull	1.3798 ～ 1.3837	1.3877 ～ 1.3889	1.3941	1.3993 ～ 1.4005	1.4045 ～ 1.4085
2021/03/19	1.3924	1.3959	1.3831	1.3865	129p	陰線引け	1.3959	1.3831	1.3912	1.3784	1.3912	1.3784	1.3682	1.3756	1.3811	1.3885	1.3939	1.4014	1.4068	1.3919	Bear	1.3707 ～ 1.3756	1.3805 ～ 1.3821	1.3885	1.3949 ～ 1.3964	1.4014 ～ 1.4063
週足	Open	High	Low	Close	値幅/週	引け形態	真の高値	真の安値	予想高値	予想安値	予想高値	予想安値	LBOP	S2	S1	PP	R1	R2	HBOP	3-days AVG		Support Zone 2	Support Zone 1	BP	Resistance Zone 1	Resistance Zone 2
2021/02/22 ～ 2021/02/26	1.4015	1.4235	1.3888	1.3931	347p	陰線引け	-	-					1.3454	1.3671	1.3801	1.4018	1.4148	1.4365	1.4494			1.3539 ～ 1.3671	1.3804 ～ 1.3845	1.4018	1.4191 ～ 1.4232	1.4365 ～ 1.4497
2021/03/01 ～ 2021/03/05	1.3939	1.4017	1.3779	1.3846	237p	陰線引け	1.4017	1.3846	1.3932	1.3761	1.3932	1.3694	1.3507	1.3643	1.3745	1.3881	1.3982	1.4118	1.4220			1.3552 ～ 1.3643	1.3734 ～ 1.3762	1.3881	1.3999 ～ 1.4027	1.4118 ～ 1.4209
2021/03/08 ～ 2021/03/12	1.3842	1.4005	1.3800	1.3929	205p	陽線引け	1.4005	1.3800	1.4070	1.3865	1.4070	1.3865	1.3613	1.3707	1.3818	1.3912	1.4023	1.4116	1.4227	1.3937	Bear	1.3629 ～ 1.3707	1.3785 ～ 1.3809	1.3912	1.4014 ～ 1.4038	1.4116 ～ 1.4194
2021/03/15 ～ 2021/03/19	1.3924	1.4001	1.3810	1.3865	192p	陰線引け	1.4001	1.3810	1.3933	1.3741	1.3933	1.3741	1.3591	1.3700	1.3782	1.3892	1.3974	1.4084	1.4166	1.3895	Bear	1.3627 ～ 1.3700	1.3773 ～ 1.3796	1.3892	1.3988 ～ 1.4011	1.4084 ～ 1.4157

IMM扱い8通貨/ダウ/日経/金/オイル/主要クロス円の過去5日及び過去5週の4本値

AUDUSD				5
Date	Open	High	Low	Close
2021/03/19	0.7758	0.7772	0.7718	0.7743
2021/03/18	0.7800	0.7849	0.7750	0.7758
2021/03/17	0.7746	0.7811	0.7700	0.7800
2021/03/16	0.7744	0.7757	0.7711	0.7746
2021/03/15	0.7754	0.7776	0.7706	0.7744

CADUSD				5
Date	Open	High	Low	Close
2021/03/19	0.8003	0.8024	0.7970	0.7999
2021/03/18	0.8063	0.8087	0.7983	0.8003
2021/03/17	0.8038	0.8067	0.8004	0.8064
2021/03/16	0.8013	0.8041	0.8000	0.8038
2021/03/15	0.8014	0.8038	0.7992	0.8013

CHFUSD				5
Date	Open	High	Low	Close
2021/03/19	1.0781	1.0809	1.0730	1.0763
2021/03/18	1.0840	1.0847	1.0747	1.0781
2021/03/17	1.0813	1.0853	1.0757	1.0840
2021/03/16	1.0779	1.0820	1.0768	1.0813
2021/03/15	1.0761	1.0791	1.0738	1.0779

CNYUSD				5
Date	Open	High	Low	Close
2021/03/19	0.1537	0.1537	0.1533	0.1536
2021/03/18	0.1541	0.1542	0.1537	0.1538
2021/03/17	0.1538	0.1538	0.1537	0.1538
2021/03/16	0.1539	0.1540	0.1538	0.1538
2021/03/15	0.1539	0.1540	0.1535	0.1538

EURUSD				5
Date	Open	High	Low	Close
2021/03/19	1.1917	1.1937	1.1874	1.1905
2021/03/18	1.1978	1.1989	1.1907	1.1917
2021/03/17	1.1902	1.1988	1.1886	1.1979
2021/03/16	1.1925	1.1952	1.1883	1.1902
2021/03/15	1.1948	1.1967	1.1911	1.1925

GBPUSD				5
Date	Open	High	Low	Close
2021/03/19	1.3924	1.3959	1.3831	1.3865
2021/03/18	1.3963	1.4001	1.3898	1.3924
2021/03/17	1.3899	1.3975	1.3851	1.3963
2021/03/16	1.3896	1.3905	1.3810	1.3899
2021/03/15	1.3924	1.3950	1.3854	1.3896

JPYUSD				5
Date	Open	High	Low	Close
2021/03/19	0.9177	0.9207	0.9164	0.9184
2021/03/18	0.9186	0.9205	0.9149	0.9177
2021/03/17	0.9175	0.9199	0.9147	0.9186
2021/03/16	0.9163	0.9194	0.9150	0.9175
2021/03/15	0.9167	0.9181	0.9144	0.9162

MXNUSD				5
Date	Open	High	Low	Close
2021/03/19	4.8794	4.9274	4.8665	4.8797
2021/03/18	4.9028	4.9297	4.8577	4.8794
2021/03/17	4.8529	4.9209	4.8075	4.9028
2021/03/16	4.8387	4.8714	4.8239	4.8529
2021/03/15	4.8229	4.8472	4.8018	4.8387

NZDUSD				5
Date	Open	High	Low	Close
2021/03/19	0.7168	0.7188	0.7143	0.7164
2021/03/18	0.7240	0.7269	0.7160	0.7168
2021/03/17	0.7193	0.7264	0.7154	0.7240
2021/03/16	0.7201	0.7206	0.7168	0.7193
2021/03/15	0.7177	0.7216	0.7168	0.7201

Nikkei 225 –Japan (NKX)							5
Date	Open	High	Low	Close	(ドル建て終値)	出来高	
2021/03/19	29904.57	30049.54	29621.22	29792.05	273.62	273	0
2021/03/18	30148.48	30485.00	30049.56	30216.75	277.30	277	1285041600
2021/03/17	29836.83	29984.94	29825.43	29914.33	274.80	274	953909900
2021/03/16	29770.39	30026.40	29755.47	29921.09	274.51	274	746260400
2021/03/15	29804.50	29884.73	29673.08	29766.97	272.72	272	837534000
週4本値	29804.50	30485.00	29621.22	29792.05	273.62	(N225銘柄計)	(東証一部全体計)

XAUUSD				5
Date	Open	High	Low	Close
2021/03/19	1735.06	1746.74	1728.62	1745.00
2021/03/18	1747.50	1755.55	1719.31	1736.18
2021/03/17	1731.95	1751.65	1724.19	1747.38
2021/03/16	1730.77	1741.16	1726.38	1732.49
2021/03/15	1727.89	1734.57	1721.97	1732.16
週4本値	1727.89	1755.55	1719.31	1745.00

Dow Jones Industrial – USA (DJIA)					5
Date	Open	High	Low	Close	出来高
2021/03/19	32858.36	32858.36	32505.07	32627.97	8118900
2021/03/18	32928.16	33227.78	32831.25	32862.30	4184800
2021/03/17	32825.52	33047.58	32782.18	33015.37	3912000
2021/03/16	32966.75	32966.75	32778.23	32825.95	3863700
2021/03/15	32798.84	32973.40	32629.75	32953.46	3600800
週4本値	32798.84	33227.78	32505.07	32627.97	

Historical Data by

Stooq

Arrangeement by

FX_勝てば官軍？

Crude Light Oil					5
Date	Open	High	Low	Close	出来高
2021/03/19	59.56	61.72	58.94	61.42	1497391
2021/03/18	64.42	64.82	58.20	60.00	1734576
2021/03/17	64.75	65.34	63.60	64.60	1069630
2021/03/16	65.33	65.43	63.80	64.80	888188
2021/03/15	65.56	66.40	64.13	65.39	867179
週4本値	65.56	66.40	58.20	61.42	

USDJPY				5
日付	始値	高値	安値	終値
2021/03/19	108.97	109.13	108.61	108.88
2021/03/18	108.86	109.30	108.64	108.97
2021/03/17	109.00	109.33	108.71	108.86
2021/03/16	109.14	109.29	108.77	109.00
2021/03/15	109.09	109.36	108.92	109.15

EURJPY				5
日付	始値	高値	安値	終値
2021/03/19	129.86	130.00	129.32	129.62
2021/03/18	130.39	130.66	129.60	129.86
2021/03/17	129.73	130.46	129.72	130.40
2021/03/16	130.16	130.40	129.50	129.73
2021/03/15	130.34	130.49	129.99	130.16

GBPJPY				5
日付	始値	高値	安値	終値
2021/03/19	151.73	151.80	150.58	150.96
2021/03/18	152.00	152.55	151.46	151.73
2021/03/17	151.50	152.09	151.34	152.00
2021/03/16	151.67	151.75	150.79	151.50
2021/03/15	151.89	152.12	151.20	151.67

USDJPY	Weekly			28
日付	始値	高値	安値	終値
2021/03/19	109.09	109.36	108.61	108.88
2021/03/12	108.38	109.23	108.31	109.01
2021/03/05	106.55	108.64	106.37	108.35
2021/02/26	105.51	106.69	104.92	106.60
2021/02/19	104.98	106.22	104.95	105.46

EURJPY	Weekly			28
日付	始値	高値	安値	終値
2021/03/19	130.34	130.66	129.32	129.62
2021/03/12	129.19	130.39	128.78	130.39
2021/03/05	128.68	129.64	128.19	129.11
2021/02/26	127.90	129.98	127.50	128.62
2021/02/19	127.28	128.46	127.23	127.78

GBPJPY	Weekly			28
日付	始値	高値	安値	終値
2021/03/19	151.89	152.55	150.58	150.96
2021/03/12	150.02	152.24	149.69	151.84
2021/03/05	148.53	150.73	148.12	150.03
2021/02/26	147.87	150.45	147.41	148.50
2021/02/19	145.49	148.16	145.45	147.72

先週のIMM取り扱い対ドル8通貨チャート

2021/03/15 ～ 2021/03/19

※ 赤点線は週最高値/青天線は週最安値、BB中心線はSMA21

Chart by OANDA Japan MetaTrader4

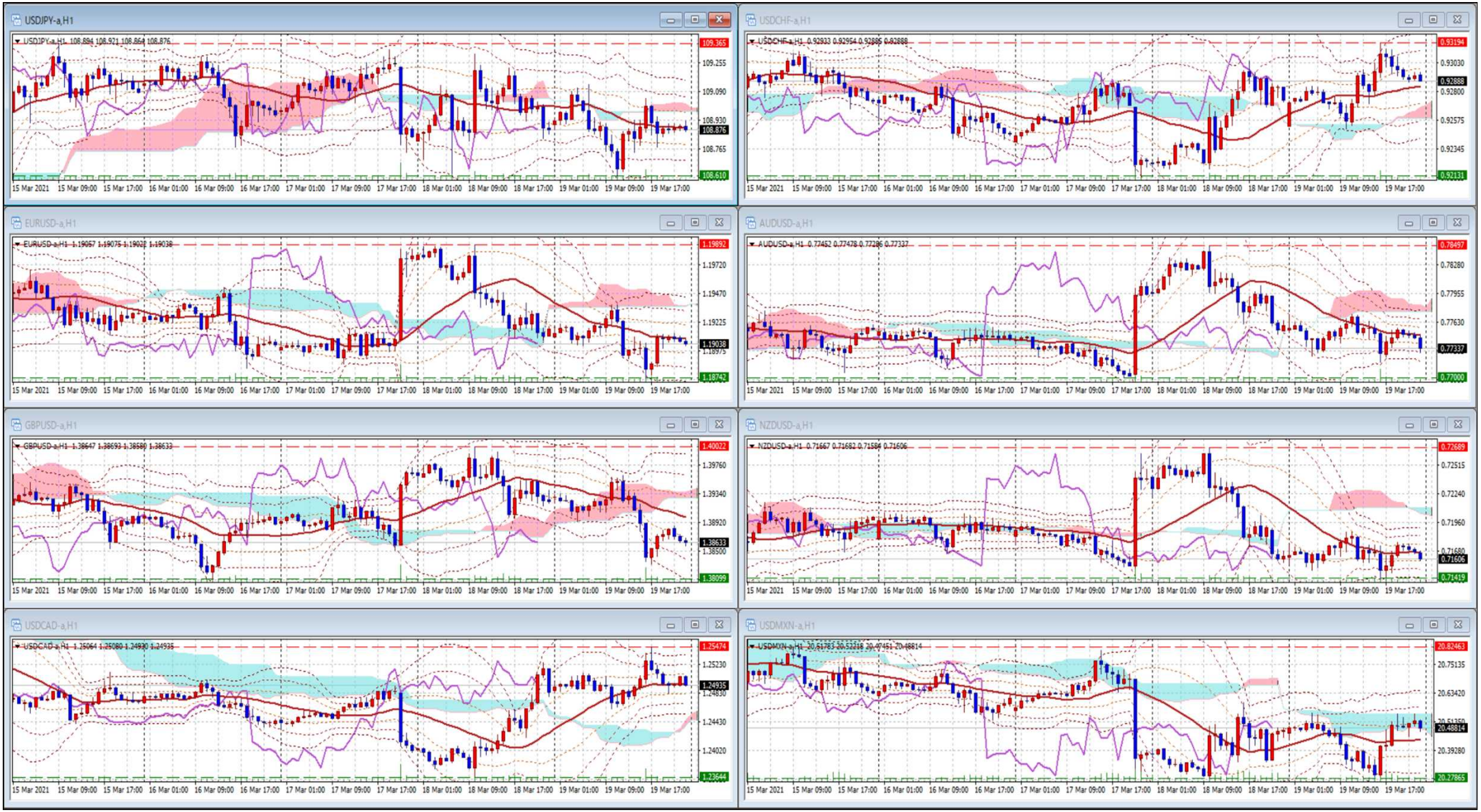

Pivot Maker Ver 3.0 by FX_勝てば官軍？

http://fx.najirane.com

実需筋＋仮需筋合計における13週サイクル
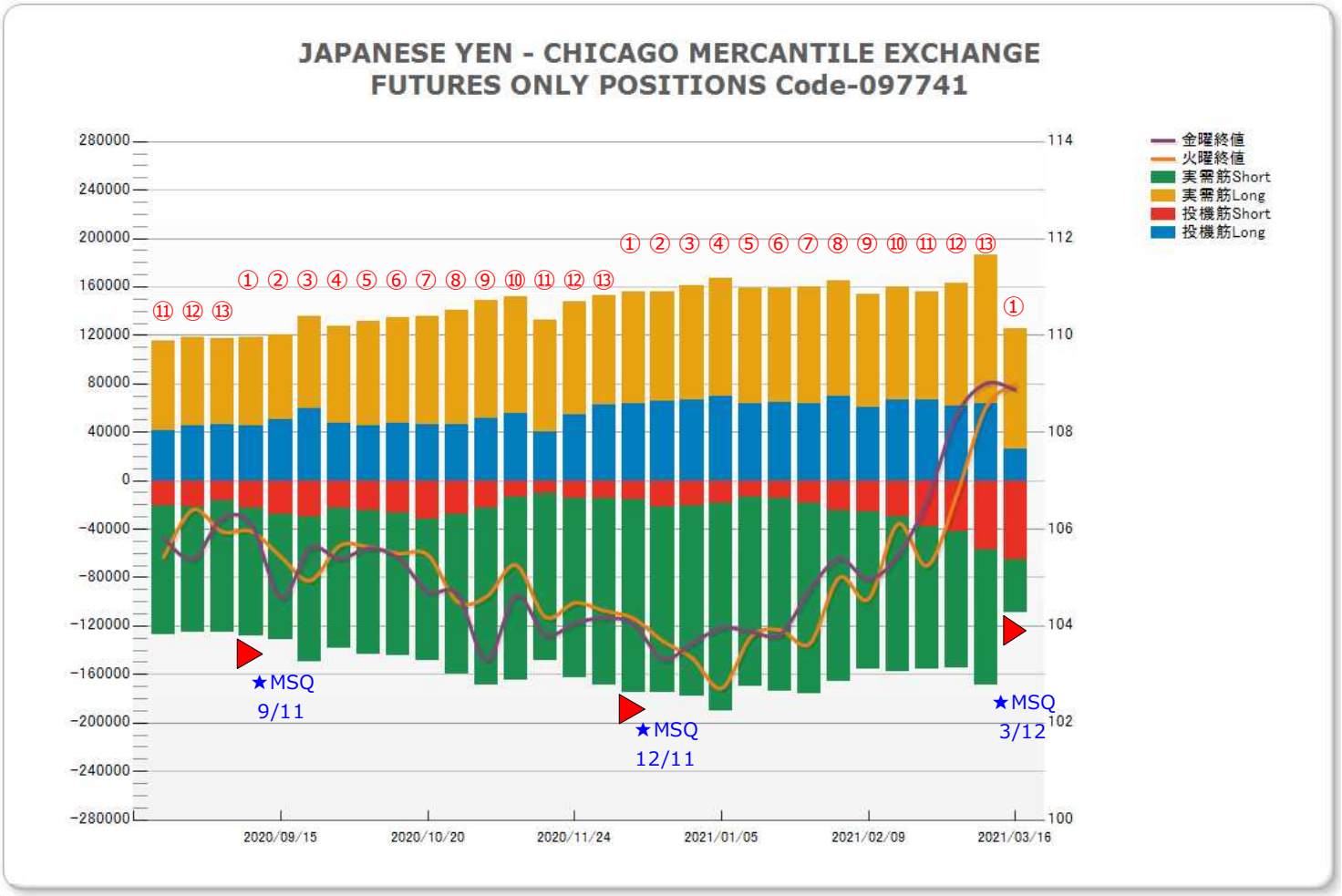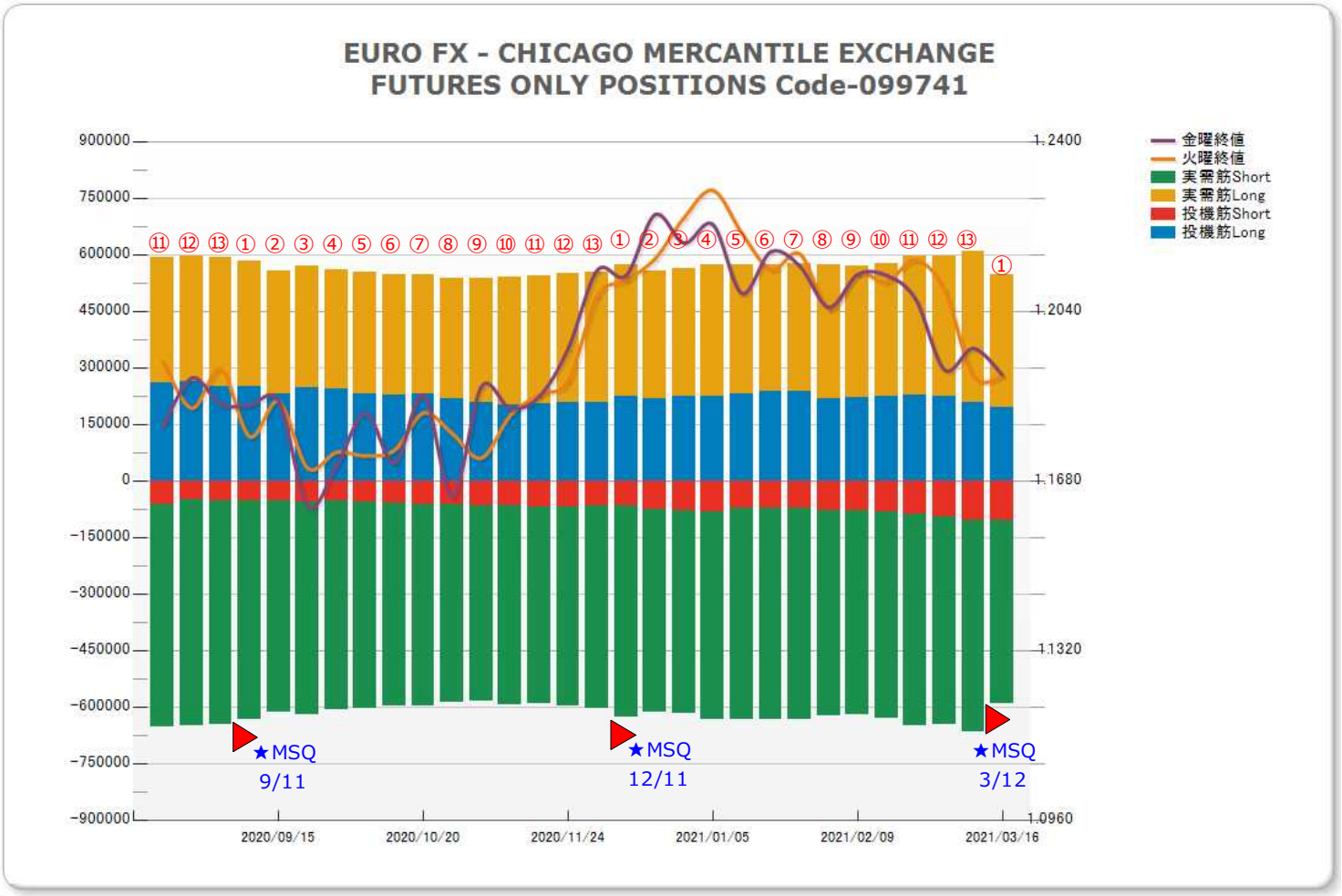
2020/08/18～2021/03/16