

JAPANESE YEN - CHICAGO MERCANTILE EXCHANGE

Code-097741

2020/10/13

~

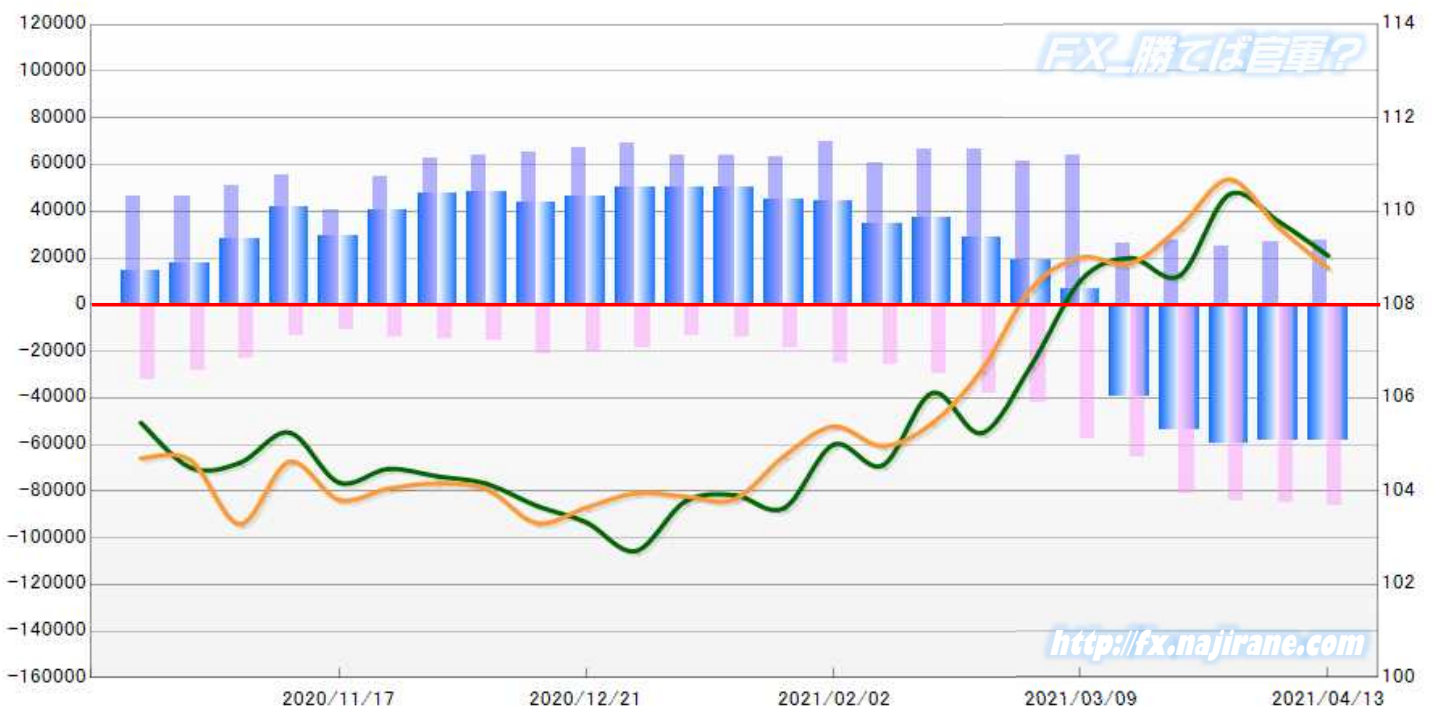
2021/04/13

2021/04/16 NYクローズ時公表値

Report_Date	Non Commercial Positions												火曜日 引け値	金曜日 引け値
	Long	増減	増減(%)	Short	増減	増減(%)	売り越し	増減	増減(%)	売買計	増減	増減(%)		
2021/04/13	27682	888	3.3%	85994	1211	1.4%	58312	323	0.6%	113676	2099	1.9%	109.05	108.78
2021/04/06	26794	2070	8.4%	84783	578	0.7%	57989	-1492	-2.5%	111577	2648	2.4%	109.78	109.65
2021/03/30	24724	-2800	-10.2%	84205	3156	3.9%	59481	5956	11.1%	108929	356	0.3%	110.36	110.68
2021/03/23	27524	1521	5.8%	81049	15678	24.0%	53525	14157	36.0%	108573	17199	18.8%	108.62	109.66
2021/03/16	26003	-38024	-59.4%	65371	7858	13.7%	39368	-45882	-704.4%	91374	-30166	-24.8%	109.00	108.88
2021/03/09	64027	2768	4.5%	57513	15524	37.0%	-6514	-12756	-66.2%	121540	18292	17.7%	108.52	109.01
2021/03/02	61259	-5411	-8.1%	41989	3941	10.4%	-19270	-9352	-32.7%	103248	-1470	-1.4%	106.70	108.35
2021/02/23	66670	-62	-0.1%	38048	8498	28.8%	-28622	-8560	-23.0%	104718	8436	8.8%	105.25	106.60
2021/02/16	66732	6013	9.9%	29550	3449	13.2%	-37182	2564	7.4%	96282	9462	10.9%	106.11	105.46
2021/02/09	60719	-8883	-12.8%	26101	1128	4.5%	-34618	-10011	-22.4%	86820	-7755	-8.2%	104.56	104.97
2021/02/02	69602	6139	9.7%	24973	6502	35.2%	-44629	-363	-0.8%	94575	12641	15.4%	105.00	105.39
2021/01/26	63463	-680	-1.1%	18471	4342	30.7%	-44992	-5022	-10.0%	81934	3662	4.7%	103.64	104.75
2021/01/19	64143	286	0.4%	14129	792	5.9%	-50014	-506	-1.0%	78272	1078	1.4%	103.92	103.83
2021/01/12	63857	-5306	-7.7%	13337	-5636	-29.7%	-50520	330	0.7%	77194	-10942	-12.4%	103.78	103.89
2021/01/05	69163	2193	3.3%	18973	-1904	-9.1%	-50190	4097	8.9%	88136	289	0.3%	102.72	103.96
2020/12/21	66970	1594	2.4%	20877	-536	-2.5%	-46093	2130	4.8%	87847	1058	1.2%	103.34	103.65
2020/12/15	65376	1791	2.8%	21413	5994	38.9%	-43963	-4203	-8.7%	86789	7785	9.9%	103.69	103.32
2020/12/08	63585	1136	1.8%	15419	473	3.2%	-48166	663	1.4%	79004	1609	2.1%	104.16	104.04
2020/12/01	62449	7977	14.6%	14946	716	5.0%	-47503	7261	18.0%	77395	8693	12.7%	104.32	104.17
2020/11/24	54472	14159	35.1%	14230	3584	33.7%	-40242	10575	35.6%	68702	17743	34.8%	104.48	104.06
2020/11/17	40313	-15331	-27.6%	10646	-3104	-22.6%	-29667	-12227	-29.2%	50959	-18435	-26.6%	104.19	103.82
2020/11/10	55644	4632	9.1%	13750	-9164	-40.0%	-41894	13796	49.1%	69394	-4532	-6.1%	105.26	104.63
2020/11/03	51012	4881	10.6%	22914	-5324	-18.9%	-28098	10205	57.0%	73926	-443	-0.6%	104.61	103.30
2020/10/27	46131	-393	-0.8%	28238	-4103	-12.7%	-17893	3710	26.2%	74369	-4496	-5.7%	104.51	104.67
2020/10/20	46524	-721	-1.5%	32341	5072	18.6%	-14183	-5793	-29.0%	78865	4351	5.8%	105.47	104.71
2020/10/13	47245			27269			-19976			74514			105.50	105.40

JAPANESE YEN - CHICAGO MERCANTILE EXCHANGE
FUTURES ONLY POSITIONS

— 金曜終値 — 火曜終値 — Short枚数 — Long枚数 ■ 売り越し or 買い越し枚数



EURO FX - CHICAGO MERCANTILE EXCHANGE

Code-099741

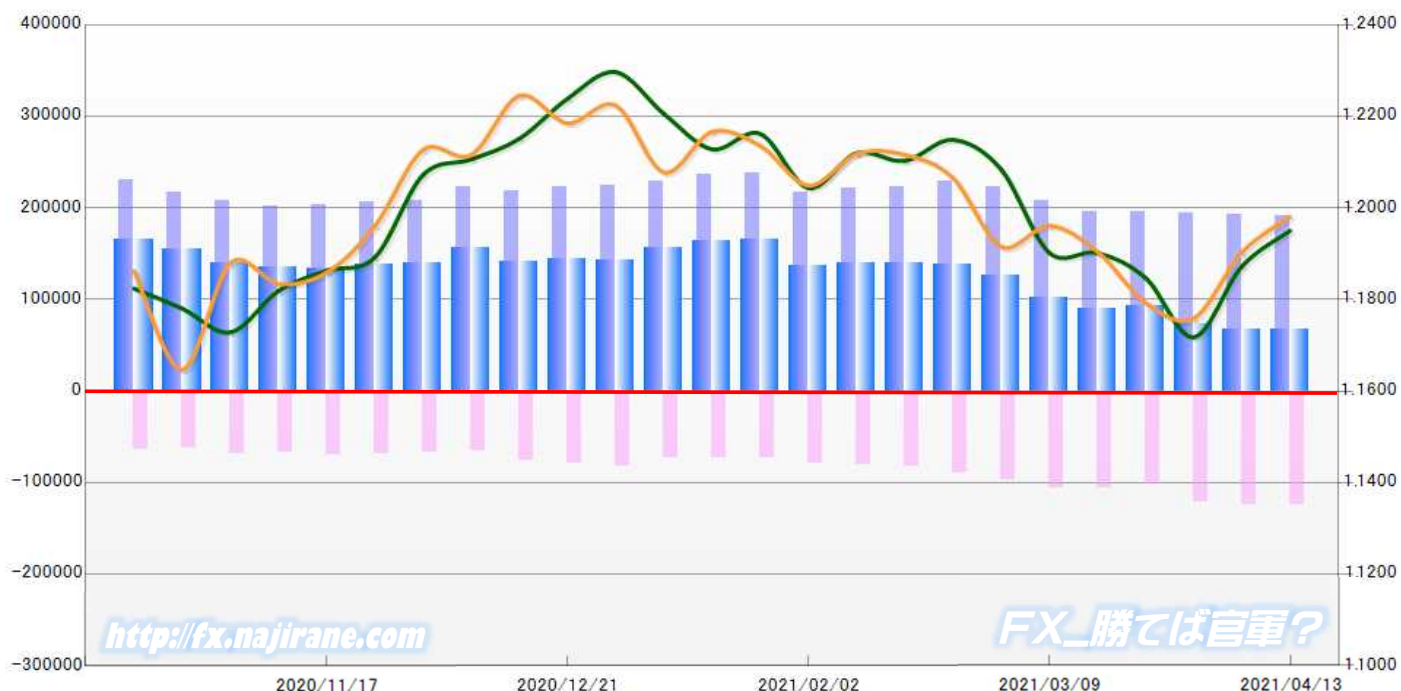
2020/10/13 ~ 2021/04/13

2021/04/16 NYクローズ時公表値

Report_Date	Non Commercial Positions												火曜日 引け値	金曜日 引け値
	Long	増減		Short	増減		売り越し	増減		売買計	増減			
2021/04/13	190640	-1590	-0.8%	123789	-919	-0.7%	-66851	-671	-1.0%	314429	-2509	-0.8%	1.1950	1.1981
2021/04/06	192230	-2533	-1.3%	124708	3684	3.0%	-67522	-6217	-8.4%	316938	1151	0.4%	1.1872	1.1903
2021/03/30	194763	-737	-0.4%	121024	18846	18.4%	-73739	-19583	-21.0%	315787	18109	6.1%	1.1718	1.1759
2021/03/23	195500	-357	-0.2%	102178	-3703	-3.5%	-93322	3346	3.7%	297678	-4060	-1.3%	1.1847	1.1793
2021/03/16	195857	-11731	-5.7%	105881	257	0.2%	-89976	-11988	-11.8%	301738	-11474	-3.7%	1.1902	1.1905
2021/03/09	207588	-15067	-6.8%	105624	8957	9.3%	-101964	-24024	-19.1%	313212	-6110	-1.9%	1.1902	1.1961
2021/03/02	222655	-5846	-2.6%	96667	6531	7.2%	-125988	-12377	-8.9%	319322	685	0.2%	1.2084	1.1916
2021/02/23	228501	5606	2.5%	90136	7247	8.7%	-138365	-1641	-1.2%	318637	12853	4.2%	1.2149	1.2066
2021/02/16	222895	1952	0.9%	82889	2168	2.7%	-140006	-216	-0.2%	305784	4120	1.4%	1.2103	1.2116
2021/02/09	220943	4056	1.9%	80721	837	1.0%	-140222	3219	2.3%	301664	4893	1.6%	1.2120	1.2118
2021/02/02	216887	-21212	-8.9%	79884	7129	9.8%	-137003	-28341	-17.1%	296771	-14083	-4.5%	1.2044	1.2049
2021/01/26	238099	1566	0.7%	72755	-312	-0.4%	-165344	1878	1.1%	310854	1254	0.4%	1.2162	1.2136
2021/01/19	236533	7776	3.4%	73067	200	0.3%	-163466	7576	4.9%	309600	7976	2.6%	1.2128	1.2166
2021/01/12	228757	3925	1.7%	72867	-8974	-11.0%	-155890	12899	9.0%	301624	-5049	-1.6%	1.2206	1.2078
2021/01/05	224832	2389	1.1%	81841	3300	4.2%	-142991	-911	-0.6%	306673	5689	1.9%	1.2297	1.2224
2020/12/21	222443	3733	1.7%	78541	1664	2.2%	-143902	2069	1.5%	300984	5397	1.8%	1.2239	1.2185
2020/12/15	218710	-3811	-1.7%	76877	10785	16.3%	-141833	-14596	-9.3%	295587	6974	2.4%	1.2151	1.2245
2020/12/08	222521	15219	7.3%	66092	-1316	-2.0%	-156429	16535	11.8%	288613	13903	5.1%	1.2106	1.2116
2020/12/01	207302	948	0.5%	67408	-696	-1.0%	-139894	1644	1.2%	274710	252	0.1%	1.2072	1.2127
2020/11/24	206354	2803	1.4%	68104	-1487	-2.1%	-138250	4290	3.2%	274458	1316	0.5%	1.1892	1.1961
2020/11/17	203551	1177	0.6%	69591	2504	3.7%	-133960	-1327	-1.0%	273142	3681	1.4%	1.1863	1.1859
2020/11/10	202374	-5863	-2.8%	67087	-801	-1.2%	-135287	-5062	-3.6%	269461	-6664	-2.4%	1.1819	1.1834
2020/11/03	208237	-9206	-4.2%	67888	6000	9.7%	-140349	-15206	-9.8%	276125	-3206	-1.1%	1.1728	1.1880
2020/10/27	217443	-12435	-5.4%	61888	-2047	-3.2%	-155555	-10388	-6.3%	279331	-14482	-4.9%	1.1780	1.1647
2020/10/20	229878	1583	0.7%	63935	4277	7.2%	-165943	-2694	-1.6%	293813	5860	2.0%	1.1824	1.1863
2020/10/13	228295			59658			-168637			287953			1.1745	1.1718

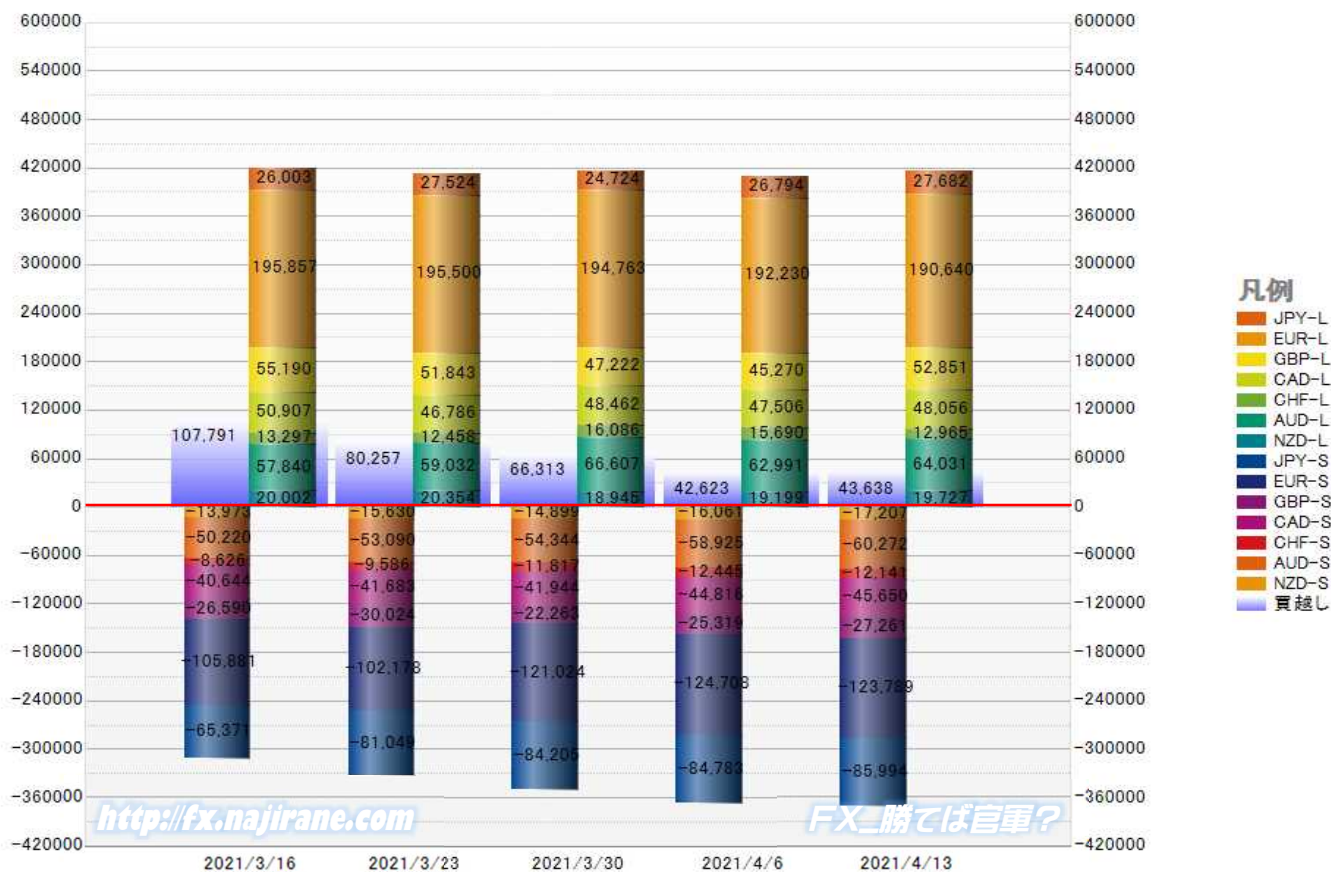
**EURO FX - CHICAGO MERCANTILE EXCHANGE
FUTURES ONLY POSITIONS**

— 金曜締め最終値 — 火曜締め最終値 — Short枚数 — Long枚数 ■ 売り越し or 買い越し枚数



	2021/03/16			2021/03/23			2021/03/30			2021/04/06			2021/04/13		
	Long	Short	売り越し	Long	Short	売り越し	Long	Short	売り越し	Long	Short	売り越し	Long	Short	売り越し
JPY	26003	65371	39368	27524	81049	53525	24724	84205	59481	26794	84783	57989	27682	85994	58312
	前週比 枚数増減 (枚)			1521	15678	14157	-2800	3156	5956	2070	578	-1492	888	1211	323
	前週比 枚数増減 (%)			5.8%	24.0%	36.0%	-10.2%	3.9%	11.1%	8.4%	0.7%	-2.5%	3.3%	1.4%	0.6%
EUR	195857	105881	-89976	195500	102178	-93322	194763	121024	-73739	192230	124708	-67522	190640	123789	-66851
	前週比 枚数増減 (枚)			-357	-3703	3346	-737	18846	-19583	-2533	3684	-6217	-1590	-919	-671
	前週比 枚数増減 (%)			-0.2%	-3.5%	3.7%	-0.4%	18.4%	-21.0%	-1.3%	3.0%	-8.4%	-0.8%	-0.7%	-1.0%
GBP	55190	26590	-28600	51843	30024	-21819	47222	22263	-24959	45270	25319	-19951	52851	27261	-25590
	前週比 枚数増減 (枚)			-3347	3434	-6781	-4621	-7761	3140	-1952	3056	-5008	7581	1942	5639
	前週比 枚数増減 (%)			-6.1%	12.9%	-23.7%	-8.9%	-25.8%	14.4%	-4.1%	13.7%	-20.1%	16.7%	7.7%	28.3%
AUD	57840	50220	-7620	59032	53090	-5942	66607	54344	-12263	62991	58925	-4066	64031	60272	-3759
	前週比 枚数増減 (枚)			1192	2870	-1678	7575	1254	6321	-3616	4581	-8197	1040	1347	-307
	前週比 枚数増減 (%)			2.1%	5.7%	-22.0%	12.8%	2.4%	106.4%	-5.4%	8.4%	-66.8%	1.7%	2.3%	-7.6%
CAD	50907	40644	-10263	46786	41683	-5103	48462	41944	-6518	47506	44816	-2690	48056	45650	-2406
	前週比 枚数増減 (枚)			-4121	1039	-5160	1676	261	1415	-956	2872	-3828	550	834	-284
	前週比 枚数増減 (%)			-8.1%	2.6%	-50.3%	3.6%	0.6%	27.7%	-2.0%	6.8%	-58.7%	1.2%	1.9%	-10.6%
CHF	13297	8626	-4671	12458	9586	-2872	16086	11817	-4269	15690	12445	-3245	12965	12141	-824
	前週比 枚数増減 (枚)			-839	960	-1799	3628	2231	1397	-396	628	-1024	-2725	-304	-2421
	前週比 枚数増減 (%)			-6.3%	11.1%	-38.5%	29.1%	23.3%	48.6%	-2.5%	5.3%	-24.0%	-17.4%	-2.4%	-74.6%
NZD	20002	13973	-6029	20354	15630	-4724	18945	14899	-4046	19199	16061	-3138	19727	17207	-2520
	前週比 枚数増減 (枚)			352	1657	-1305	-1409	-731	-678	254	1162	-908	528	1146	-618
	前週比 枚数増減 (%)			1.8%	11.9%	-21.6%	-6.9%	-4.7%	-14.4%	1.3%	7.8%	-22.4%	2.8%	7.1%	-19.7%
MXN	40137	69594	29457	52412	73306	20894	58089	73202	15113	57610	70752	13142	63387	75365	11978
	前週比 枚数増減 (枚)			12275	3712	-8563	5677	-104	-5781	-479	-2450	-1971	5777	4613	-1164
	前週比 枚数増減 (%)			30.6%	5.3%	-29.1%	10.8%	-0.1%	-27.7%	-0.8%	-3.3%	-13.0%	10.0%	6.5%	-8.9%
Total All 8	459233	380899	-78334	465909	406546	-59363	474898	423698	-51200	467290	437809	-29481	479339	447679	-31660
	前週比 枚数増減 (枚)			6676	25647	-18971	8989	17152	-8163	-7608	14111	-21719	12049	9870	2179
	前週比 枚数増減 (%)			1.5%	6.7%	-24.2%	1.9%	4.2%	-13.8%	-1.6%	3.3%	-42.4%	2.6%	2.3%	7.4%
Total 7 (MXN除く)	419096	311305	-107791	413497	333240	-80257	416809	350496	-66313	409680	367057	-42623	415952	372314	-43638
	前週比 枚数増減 (枚)			-5599	21935	-27534	3312	17256	-13944	-7129	16561	-23690	6272	5257	1015
	前週比 枚数増減 (%)			-1.3%	7.0%	-25.5%	0.8%	5.2%	-17.4%	-1.7%	4.7%	-35.7%	1.5%	1.4%	2.4%

直近5週 CFTC IMM主要7通貨の構成



<http://fx.najirane.com>

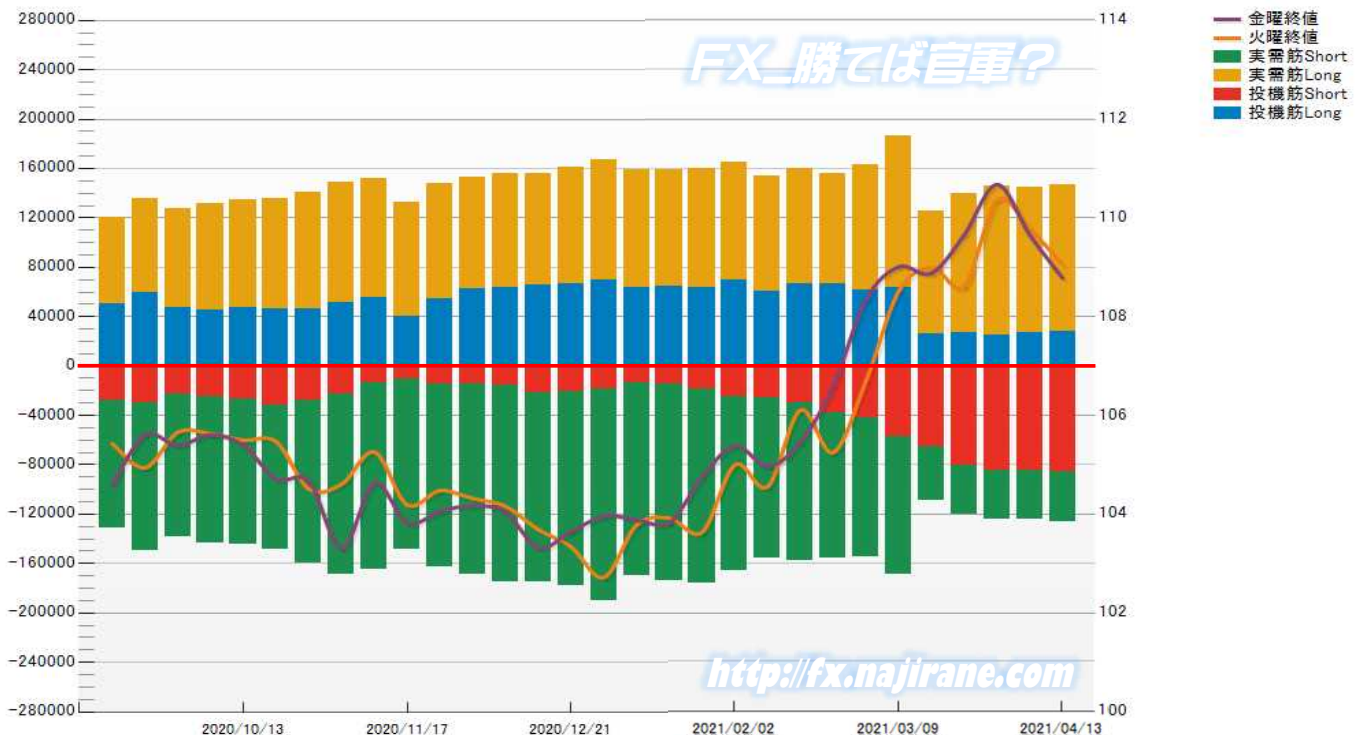
FXに勝てば官軍?

JAPANESE YEN - CHICAGO MERCANTILE EXCHANGE
FUTURES ONLY POSITIONS

Code-097741
2021/04/16 公表値

Date	投機筋集計				実需筋集計				投機筋+実需筋合計				ドル円終値	
	円買い	円売り	売り越し	売買計	円買い	円売り	売り越し	売買計	円買い	円売り	売り越し	売買計	火曜締め	金曜締め
2021/04/13	27682	85994	58312	113676	119216	40446	-78770	159662	146898	126440	-20458	273338	109.05	108.78
2021/04/06	26794	84783	57989	111577	117846	39309	-78537	157155	144640	124092	-20548	268732	109.78	109.65
2021/03/30	24724	84205	59481	108929	121115	40234	-80881	161349	145839	124439	-21400	270278	110.36	110.68
2021/03/23	27524	81049	53525	108573	112098	39186	-72912	151284	139622	120235	-19387	259857	108.62	109.66
2021/03/16	26003	65371	39368	91374	99385	43104	-56281	142489	125388	108475	-16913	233863	109.00	108.88
2021/03/09	64027	57513	-6514	121540	122099	111283	-10816	233382	186126	168796	-17330	354922	108.52	109.01
2021/03/02	61259	41989	-19270	103248	101787	113100	11313	214887	163046	155089	-7957	318135	106.70	108.35
2021/02/23	66670	38048	-28622	104718	89663	117750	28087	207413	156333	155798	-535	312131	105.25	106.60
2021/02/16	66732	29550	-37182	96282	92764	128250	35486	221014	159496	157800	-1696	317296	106.11	105.46
2021/02/09	60719	26101	-34618	86820	92849	129722	36873	222571	153568	155823	2255	309391	104.56	104.97
2021/02/02	69602	24973	-44629	94575	95041	140921	45880	235962	164643	165894	1251	330537	105.00	105.39
2021/01/26	63463	18471	-44992	81934	96095	157655	61560	253750	159558	176126	16568	335684	103.64	104.75
2021/01/19	64143	14129	-50014	78272	94924	159866	64942	254790	159067	173995	14928	333062	103.92	103.83
2021/01/12	63857	13337	-50520	77194	94609	156406	61797	251015	158466	169743	11277	328209	103.78	103.89
2021/01/05	69163	18973	-50190	88136	98129	171246	73117	269375	167292	190219	22927	357511	102.72	103.96
2020/12/21	66970	20877	-46093	87847	93605	156671	63066	250276	160575	177548	16973	338123	103.34	103.65
2020/12/15	65376	21413	-43963	86789	90761	153874	63113	244635	156137	175287	19150	331424	103.69	103.32
2020/12/08	63585	15419	-48166	79004	92587	159561	66974	252148	156172	174980	18808	331152	104.16	104.04
2020/12/01	62449	14946	-47503	77395	90038	153443	63405	243481	152487	168389	15902	320876	104.32	104.17
2020/11/24	54472	14230	-40242	68702	93462	148259	54797	241721	147934	162489	14555	310423	104.48	104.06
2020/11/17	40313	10646	-29667	50959	92697	137577	44880	230274	133010	148223	15213	281233	104.19	103.82
2020/11/10	55644	13750	-41894	69394	96135	151491	55356	247626	151779	165241	13462	317020	105.26	104.63
2020/11/03	51012	22914	-28098	73926	97895	145570	47675	243465	148907	168484	19577	317391	104.61	103.30
2020/10/27	46131	28238	-17893	74369	94605	131414	36809	226019	140736	159652	18916	300388	104.51	104.67
2020/10/20	46524	32341	-14183	78865	88750	115778	27028	204528	135274	148119	12845	283393	105.47	104.71
2020/10/13	47245	27269	-19976	74514	86989	117085	30096	204074	134234	144354	10120	278588	105.50	105.40
2020/10/06	45779	24677	-21102	70456	86102	119068	32966	205170	131881	143745	11864	275626	105.63	105.61
2020/09/29	47535	22746	-24789	70281	79984	116054	36070	196038	127519	138800	11281	266319	105.66	105.39
2020/09/22	59033	29452	-29581	88485	76239	119883	43644	196122	135272	149335	14063	284607	104.94	105.61
2020/09/15	50360	27471	-22889	77831	69658	104286	34628	173944	120018	131757	11739	251775	105.43	104.59

JAPANESE YEN - CHICAGO MERCANTILE EXCHANGE
FUTURES ONLY POSITIONS Code-097741

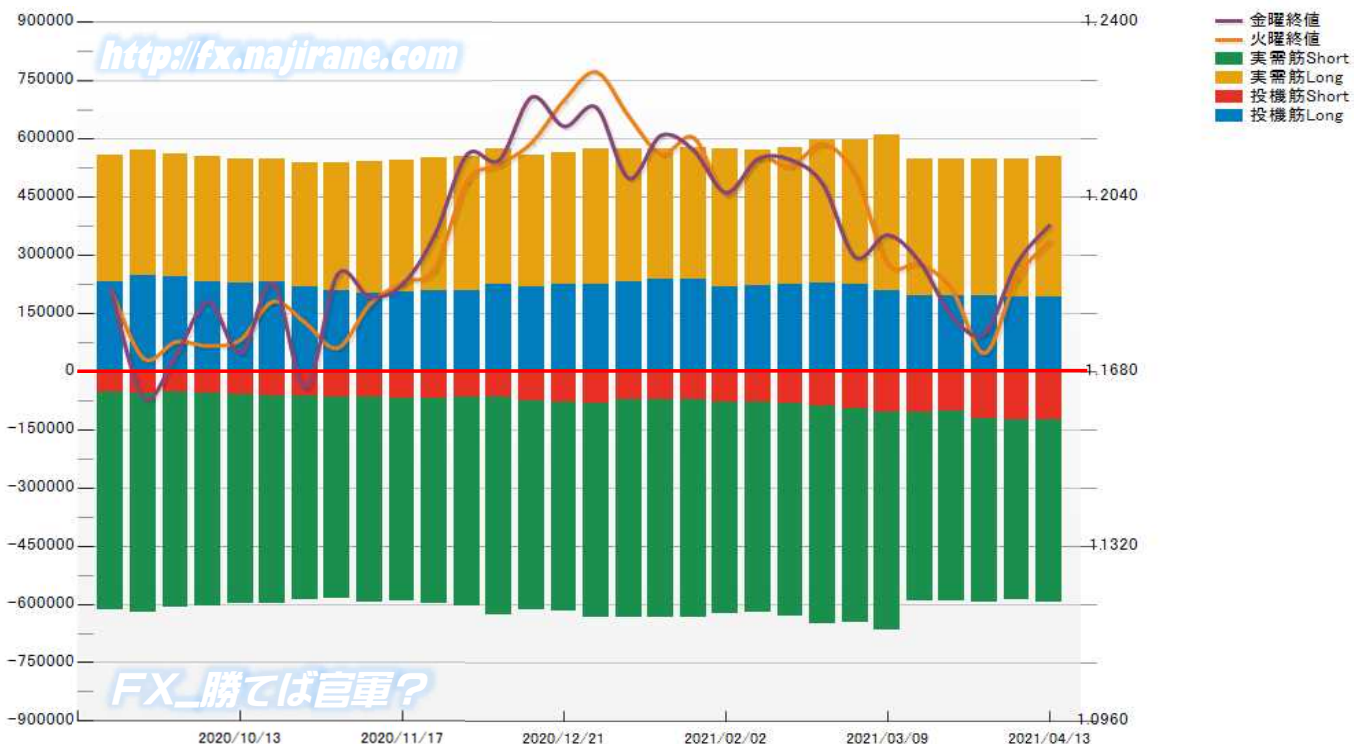


EURO FX - CHICAGO MERCANTILE EXCHANGE
FUTURES ONLY POSITIONS

Code-099741
2021/04/16 公表値

Date	投機筋集計				実需筋集計				投機筋+実需筋合計				ユーロドル終値	
	EUR買い	EUR売り	売り越し	売買計	EUR買い	EUR売り	売り越し	売買計	EUR買い	EUR売り	売り越し	売買計	火曜締め	金曜締め
2021/04/13	190640	123789	-66851	314429	361380	471014	109634	832394	552020	594803	42783	1146823	1.1950	1.1981
2021/04/06	192230	124708	-67522	316938	354401	464142	109741	818543	546631	588850	42219	1135481	1.1872	1.1903
2021/03/30	194763	121024	-73739	315787	351292	472620	121328	823912	546055	593644	47589	1139699	1.1718	1.1759
2021/03/23	195500	102178	-93322	297678	350520	488553	138033	839073	546020	590731	44711	1136751	1.1847	1.1793
2021/03/16	195857	105881	-89976	301738	349395	484374	134979	833769	545252	590255	45003	1135507	1.1902	1.1905
2021/03/09	207588	105624	-101964	313212	402394	559836	157442	962230	609982	665460	55478	1275442	1.1902	1.1961
2021/03/02	222655	96667	-125988	319322	374362	550290	175928	924652	597017	646957	49940	1243974	1.2084	1.1916
2021/02/23	228501	90136	-138365	318637	366500	560917	194417	927417	595001	651053	56052	1246054	1.2149	1.2066
2021/02/16	222895	82889	-140006	305784	352756	546512	193756	899268	575651	629401	53750	1205052	1.2103	1.2116
2021/02/09	220943	80721	-140222	301664	349377	541364	191987	890741	570320	622085	51765	1192405	1.2120	1.2118
2021/02/02	216887	79884	-137003	296771	354432	543240	188808	897672	571319	623124	51805	1194443	1.2044	1.2049
2021/01/26	238099	72755	-165344	310854	339228	559856	220628	899084	577327	632611	55284	1209938	1.2162	1.2136
2021/01/19	236533	73067	-163466	309600	337268	559646	222378	896914	573801	632713	58912	1206514	1.2128	1.2166
2021/01/12	228757	72867	-155890	301624	345185	560987	215802	906172	573942	633854	59912	1207796	1.2206	1.2078
2021/01/05	224832	81841	-142991	306673	349449	550714	201265	900163	574281	632555	58274	1206836	1.2297	1.2224
2020/12/21	222443	78541	-143902	300984	339342	538743	199401	878085	561785	617284	55499	1179069	1.2239	1.2185
2020/12/15	218710	76877	-141833	295587	338345	537607	199262	875952	557055	614484	57429	1171539	1.2151	1.2245
2020/12/08	222521	66092	-156429	288613	349005	562077	213072	911082	571526	628169	56643	1199695	1.2106	1.2116
2020/12/01	207302	67408	-139894	274710	345848	536756	190908	882604	553150	604164	51014	1157314	1.2072	1.2127
2020/11/24	206354	68104	-138250	274458	342250	530912	188662	873162	548604	599016	50412	1147620	1.1892	1.1961
2020/11/17	203551	69591	-133960	273142	338363	522088	183725	860451	541914	591679	49765	1133593	1.1863	1.1859
2020/11/10	202374	67087	-135287	269461	339154	526728	187574	865882	541528	593815	52287	1135343	1.1819	1.1834
2020/11/03	208237	67888	-140349	276125	329671	516373	186702	846044	537908	584261	46353	1122169	1.1728	1.1880
2020/10/27	217443	61888	-155555	279331	320086	526904	206818	846990	537529	588792	51263	1126321	1.1780	1.1647
2020/10/20	229878	63935	-165943	293813	316168	535679	219511	851847	546046	599614	53568	1145660	1.1824	1.1863
2020/10/13	228295	59658	-168637	287953	320037	538976	218939	859013	548332	598634	50302	1146966	1.1745	1.1718
2020/10/06	231369	57061	-174308	288430	322277	548547	226270	870824	553646	605608	51962	1159254	1.1733	1.1824
2020/09/29	241967	53851	-188116	295818	319362	554998	235636	874360	561329	608849	47520	1170178	1.1741	1.1712
2020/09/22	247049	56227	-190822	303276	324148	563561	239413	887709	571197	619788	48591	1190985	1.1707	1.1626
2020/09/15	230695	52119	-178576	282814	326724	561883	235159	888607	557419	614002	56583	1171421	1.1849	1.1849

EURO FX - CHICAGO MERCANTILE EXCHANGE
FUTURES ONLY POSITIONS Code-099741



Bitcoin/USD 及び CME Futures (当月及び限月別)

※取引単位=5ビットコイン
(CME CFビットコイン参考基準レート=BRRを対象)

Bitcoin/USD					CME Futures			2021/04		2021/05		2021/06		2021/07		2021/08	
Date	Open	High	Low	Close	Volume	OpenInt	Close	Volume	Close	Volume	Close	Volume	Close	Volume	Close	Volume	
2021/1/8	39675	41946	36697	39037	18636	11304	41030	75	41675	2	42085	1	0	0	0	0	
2021/1/11	38456	38661	30314	34468	27690	12234	35115	129	33720	9	35845	9	0	0	0	0	
2021/1/12	34470	36609	32527	33683	18040	12039	35935	105	36330	13	36945	3	0	0	0	0	
2021/1/13	33649	37804	32436	37219	11919	12265	37765	85	38130	43	38455	1	0	0	0	0	
2021/1/14	37165	40046	36786	38941	12611	12148	41035	139	41535	98	41860	1	0	0	0	0	
2021/1/15	38873	39678	34459	35585	17310	12089	36900	141	37290	50	38040	2	0	0	0	0	
2021/1/18	36215	37424	34823	36506	0	0	0	0	0	0	0	0	0	0	0	0	
2021/1/19	36464	37833	36117	36695	18337	11945	38075	246	38535	109	39130	2	0	0	0	0	
2021/1/20	36686	36705	33537	35030	13613	11834	36350	146	36715	129	37025	2	0	0	0	0	
2021/1/21	35008	35666	30121	30824	18667	11773	32930	281	33245	69	33585	10	0	0	0	0	
2021/1/22	30857	33850	28823	33555	18817	11111	34610	256	34960	127	35455	9	0	0	0	0	
2021/1/25	32181	34868	31938	32487	13238	10902	34635	130	35040	44	35490	5	0	0	0	0	
2021/1/26	32488	32792	30872	32657	13724	10787	32855	140	33155	41	33605	2	0	0	0	0	
2021/1/27	32736	32937	29272	30611	24655	10705	32175	426	32445	249	32695	40	0	0	0	0	
2021/1/28	30601	33548	29538	33548	13911	9989	33450	88	33775	50	33910	20	0	0	0	0	
2021/1/29	33537	38604	32003	34569	21507	9614	35690	437	36110	158	36330	12	0	0	0	0	
2021/2/1	33007	34701	32343	33560	7410	9299	34710	118	35075	50	35300	10	35700	0	0	0	
2021/2/2	33562	36004	33464	35652	7056	9469	36920	142	37395	100	37845	16	38245	0	0	0	
2021/2/3	35629	37523	35426	37309	5786	10007	38270	176	38680	77	39085	3	39485	0	0	0	
2021/2/4	37315	38740	36250	37295	7365	10133	38735	208	39155	69	39590	5	39990	0	0	0	
2021/2/5	37294	38339	36638	37771	5800	10426	38940	138	39400	42	39900	4	40300	0	0	0	
2021/2/8	38829	44988	38078	44715	17454	11172	45840	462	46355	163	46720	24	47120	2	0	0	
2021/2/9	44669	48165	44669	46827	14212	11055	49070	604	49750	119	50300	25	50700	0	0	0	
2021/2/10	46880	47337	43769	45214	12168	10932	46240	314	46835	102	47405	33	47805	0	0	0	
2021/2/11	45230	48619	44061	47678	10938	11185	48950	359	49605	81	50270	20	50700	3	0	0	
2021/2/12	47710	48919	46264	47678	9433	11306	49375	323	49990	67	50755	3	51185	3	0	0	
2021/2/15	49114	49114	46002	48246	0	0	0	0	0	0	0	0	0	0	0	0	
2021/2/16	48260	50523	47077	49150	20887	11426	50385	1384	51050	514	51895	44	52255	1	59885	2	
2021/2/17	49135	52623	48996	52127	12700	11769	54380	494	55195	215	55955	99	56515	0	0	0	
2021/2/18	52143	52540	50909	51840	10639	11571	53930	283	54730	88	55375	26	56025	0	0	0	
2021/2/19	51875	55710	50798	55353	15735	11331	57585	708	58535	237	59090	74	59900	4	0	0	
2021/2/22	57356	57587	48391	54151	25944	11044	55620	494	56355	158	57200	31	58010	4	0	0	
2021/2/23	54157	54330	45055	48685	29926	10572	48850	1441	49450	461	50015	143	50605	5	0	0	
2021/2/24	48697	51345	47041	48797	14542	10276	50455	706	51090	283	51720	80	52590	1	0	0	
2021/2/25	48885	52051	47490	48165	14375	9989	49990	470	50580	108	51345	50	52130	1	0	0	
2021/2/26	48126	48436	44256	46234	11741	8236	46905	774	47615	243	48200	171	49055	2	49910	0	
2021/3/1	45271	49488	44976	49138	8338	8240	49355	745	49855	203	50365	172	51165	19	51960	0	
2021/3/2	49169	50218	47099	47819	7358	8068	48445	726	49010	451	49500	163	50160	25	50920	0	
2021/3/3	47845	52601	47790	50618	7959	8387	51520	1176	52055	320	52670	103	53385	16	54145	0	
2021/3/4	50602	51773	47540	48251	13562	8316	48855	1125	49435	367	49910	237	50410	38	51170	0	
2021/3/5	48251	49463	46382	49254	10606	7903	50055	1048	50540	345	51025	263	51465	16	52225	4	
2021/3/8	50515	51978	49358	51605	8992	8338	52705	1066	53275	253	53725	104	54195	39	54995	2	
2021/3/9	51602	54870	51602	54777	6704	8785	55315	817	55915	216	56365	60	56835	39	57635	0	
2021/3/10	54807	57379	53079	56928	8319	8901	57265	911	57930	247	58515	60	59100	1	59885	2	
2021/3/11	56941	58025	54342	57924	9126	8791	58615	990	59230	257	59875	85	60495	1	61280	1	
2021/3/12	57954	58143	55127	56750	10403	9385	57850	1332	58540	899	59280	205	59945	1	60730	0	
2021/3/15	60208	60716	54945	56107	12762	9379	57660	1762	58330	460	59035	151	59705	17	60490	0	
2021/3/16	56148	56818	53328	56338	8353	9335	56615	843	57345	312	58050	85	58705	16	59490	0	
2021/3/17	56309	58955	54188	58326	9879	9383	58710	1747	59390	258	60075	129	60715	41	61500	0	
2021/3/18	58357	60071	57045	57740	13294	9636	58050	3080	58805	371	59465	166	60140	15	60925	0	
2021/3/19	57697	59442	56306	58411	8311	9825	59720	1345	60430	274	61040	136	61725	1	62510	0	
2021/3/22	57637	58408	53824	54618	11177	9825	56040	3033	56750	777	57525	166	58210	16	58975	0	
2021/3/23	54576	55835	52991	54407	14558	9897	55245	4556	55900	1032	56560	279	57200	27	57600	1	
2021/3/24	54395	57192	51765	52684	14528	9933	54980	4904	55520	661	56130	238	56680	22	57250	21	
2021/3/25	52596	53143	50454	51741	20042	9442	52405	7474	52935	1083	53460	313	53850	23	54435	5	
2021/3/26	51757	54274	51274	54010	7270	8421	54060	5439	54645	1293	55190	348	55715	80	56320	105	
2021/3/29	55142	58377	54924	57537	8418	9180	58210	7078	58695	883	59165	310	59700	103	60100	44	
2021/3/30	57554	59382	57058	58754	5157	9322	59705	4634	60215	360	60690	126	61130	24	61600	8	
2021/3/31	58758	59812	57026	58962	7486	9890	59285	6924	59900	394	60445	112	60890	49	61355	7	
2021/4/1	58948	59471	58001	58737	2429	10054	59615	2179	60130	163	60640	66	61045	20	61490	1	
2021/4/2	58754	60056	58490	58837	0	0	0	0	0	0	0	0	0	0	0	0	
2021/4/5	58116	59210	56838	58668	6433	9944	59840	5908	60430	373	60985	132	61495	19	61940	1	
2021/4/6	58675	59460	57386	57947	5919	9865	58735	5272	59270	498	59775	112	60270	21	60615	15	
2021/4/7	57927	58624	55497	56224	15314	9121	56310	11417	56670	3141	57085	644	57505	94	58000	18	
2021/4/8	56186	58143	55726	57677	5308	8994	58155	4605	58545	546	58960	135	59375	16	59870	6	
2021/4/9	57677	58882	57574	58377	4698	9032	58760	3954	59145	541	59600	176	60050	25	60545	1	
2021/4/12	59545	61207	59425	60017	7936	9502	60545	6628	61000	914	61400	350	61740	33	62335	11	
2021/4/13	60002	63682	59823	63111	8601	9653	63685	7145	64135	1025	64655	352	65200	59	65420	20	
2021/4/14	63139	64830	61365	62826	10090	9448	62400	8430	62885	1281	63285	344	63670	31	64270	4	



Date	BTC(BitCoin)/JPY					ETH(Ethereum)/JPY					XRP(Ripple)/JPY				
	Open	High	Low	Close	Volume	Open	High	Low	Close	Volume	Open	High	Low	Close	Volume
2021/2/16	5052051.50	5307425.00	4976384.50	5221164.00	8176617.31	187452.83	192594.36	183112.86	189009.55	3636716.87	57.8071	60.9685	51.9394	55.2730	1094158.37
2021/2/17	5221950.00	5562161.00	5209370.00	5520363.00	8555460.89	189039.55	196257.17	183863.17	195673.17	3806150.10	55.2679	58.6704	52.6295	56.6906	987964.03
2021/2/18	5519513.00	5551026.00	5395121.00	5460206.00	5499818.68	195646.50	206054.09	195646.50	204700.34	2985364.87	56.6441	59.1617	55.3948	56.2540	593958.95
2021/2/19	5459803.00	5916876.00	5384070.00	5893122.50	6695280.73	204849.38	207994.02	200522.50	206689.52	2769914.31	56.2684	61.0326	55.0450	59.7893	727199.88
2021/2/20	5893038.50	6063637.00	5760096.00	5919705.50	7190811.16	206661.91	214716.17	193200.34	202552.11	3661183.58	59.7750	61.4137	50.8709	54.6087	832796.77
2021/2/21	5916439.50	6155129.50	5874657.50	6072535.50	5477063.55	202461.27	208326.83	199474.48	204275.59	2493451.34	54.5419	58.9198	53.6539	57.8928	693341.56
2021/2/22	6071775.00	6070003.00	5160265.00	5692256.50	9666332.61	204271.03	204365.59	166568.45	187125.30	4453394.52	57.8680	67.6048	54.9417	60.0380	1970938.77
2021/2/23	5692005.50	5692005.50	4767434.50	5141033.00	11172203.45	187063.98	187063.98	145118.88	165336.72	5478553.98	59.9590	59.9590	39.9204	49.8644	1511952.34
2021/2/24	5142155.50	5411246.00	4970468.50	5266578.50	6748922.66	165470.72	180996.28	159074.69	172345.45	3319495.58	49.9316	52.8183	48.1517	49.9934	849287.02
2021/2/25	5266975.50	5512480.00	5010343.50	5010343.50	5798986.26	172220.23	177233.11	155858.34	157001.00	2604620.82	49.9875	51.1377	45.6496	46.2292	633274.51
2021/2/26	5019558.00	5158720.00	4713658.00	4939588.50	37411440.68	157314.81	166269.66	149350.00	154140.02	3350921.35	46.2736	48.0412	44.1523	45.6120	690336.52
2021/2/27	4940122.50	5143559.00	4825453.50	4923459.50	4893879.02	154235.50	162550.23	152834.58	155625.89	2211005.26	45.6125	48.7775	45.6125	46.6683	507032.39
2021/2/28	4924053.00	4977937.50	4609342.00	4806435.50	5690901.10	155613.88	156523.25	138623.50	150786.08	2942891.87	46.6635	46.8421	44.2927	44.1857	460633.45
2021/3/1	4808749.50	5320318.00	4802892.00	5032353.50	5757477.05	150903.45	167536.38	150789.75	167165.55	2567548.32	44.2024	48.1143	44.0299	47.7813	379000.77
2021/3/2	5300309.50	5355372.50	5041585.00	5164831.00	5074290.62	167096.72	170680.67	155963.61	159347.53	2404575.79	47.7014	48.5842	45.3366	46.6358	361758.30
2021/3/3	5168762.50	5614850.00	5152246.00	5411180.50	5698405.56	159223.94	176475.11	158161.58	168728.17	2427811.44	46.6428	49.9173	46.2696	48.2118	353794.90
2021/3/4	5409473.50	5536637.50	5143450.50	5242518.00	5650881.42	168596.55	173699.34	163088.25	166460.44	2472875.86	48.1883	53.0340	46.8884	52.5325	567032.76
2021/3/5	5298833.00	5351757.50	5019726.50	5301517.50	5268861.74	164200.22	167720.31	157247.20	166137.98	2282730.37	52.4488	52.4488	48.5439	49.6395	446654.62
2021/3/6	5298475.50	552346.00	5120588.50	5299900.50	372346.00	166040.23	180856.02	164606.50	179299.48	2464670.89	49.6118	51.0014	49.0301	50.3966	49935.11
2021/3/7	5300583.00	5570322.00	5300583.00	5551061.50	4676316.28	179370.02	187650.64	177330.75	186798.48	2581116.05	50.3953	50.8495	49.8290	50.6107	256333.00
2021/3/8	5547530.00	5698833.00	5366852.00	5691187.50	5293693.54	186915.08	199916.66	181133.45	199855.98	3009830.05	50.6130	52.7614	49.6518	51.5887	390772.71
2021/3/9	5694668.50	5952638.00	5669580.50	5923459.50	4893879.02	199901.75	203599.34	196374.55	202827.13	25147351.54	51.6048	52.7671	51.5573	52.7671	273819.59
2021/3/10	5952626.50	6206279.50	5800553.50	6074071.00	6213648.10	202494.92	203497.72	192197.70	195117.78	2727944.93	52.7579	52.9405	49.7332	50.2299	354766.79
2021/3/11	6069151.00	6306810.00	5918171.00	6276162.50	6164028.82	194994.98	201071.87	188415.84	19827.20	2607213.90	50.2172	50.3347	48.0638	49.1799	347900.19
2021/3/12	6277910.00	6294995.00	6035224.00	6249197.50	6070203.89	198316.39	199660.36	188432.98	193159.17	2445504.49	49.1833	50.4096	47.1921	48.0832	362557.29
2021/3/13	6250427.50	6723541.00	6127759.00	6675496.00	6613011.36	193166.14	211203.36	188966.75	209790.70	2726601.12	48.0809	50.6658	47.4719	50.1318	350137.49
2021/3/14	6671303.50	6714173.00	6470831.50	6470831.50	4790326.13	209701.14	210455.00	201145.75	202362.64	2110804.20	50.0998	50.3681	48.2414	48.2414	273819.60
2021/3/15	6467025.00	6606172.50	6044710.00	6101050.50	7248224.02	202310.52	206147.25	190849.67	195255.19	2884040.23	48.2388	48.9364	46.5284	47.7496	340044.38
2021/3/16	6093802.50	6195101.00	5849529.50	6193722.50	6193722.50	195602.83	198482.03	187872.22	197023.17	2598141.54	47.7385	56.2018	46.9751	50.3966	804897.44
2021/3/17	6196004.50	6416329.00	5955105.50	6411011.00	6562100.18	197032.38	200302.94	191005.78	198572.72	2669444.44	50.4638	52.7172	49.8499	51.4460	472816.08
2021/3/18	6413427.00	6553693.00	5922863.50	6302688.00	6072527.74	198541.03	201600.41	186148.20	194209.97	2534177.22	51.4422	53.5419	49.7841	51.5161	355769.34
2021/3/19	6931764.00	6479432.50	6175183.00	6355409.00	5344282.34	194178.77	200519.69	190397.03	197984.70	2314579.70	51.5027	52.6030	50.5210	51.3223	286042.63
2021/3/20	6353841.50	6538908.00	6340883.50	6351813.50	5485651.46	197973.66	204202.67	197342.55	197441.22	2470165.69	51.3151	60.2278	51.2123	57.4025	736101.99
2021/3/21	6351407.00	6401293.00	6100411.00	6262833.50	5655313.29	197438.16	198608.73	192158.86	194691.23	2501653.44	57.4488	59.5141	54.4547	56.5968	603137.46
2021/3/22	6262231.50	6353628.00	5908312.00	5931680.50	6148403.87	194707.03	196927.73	182206.78	183983.31	2567131.43	56.5941	65.5586	55.0375	59.8226	1058655.21
2021/3/23	5929778.50	6086569.00	5814095.50	5940237.00	6124294.31	183933.05	187548.66	180707.47	182166.09	2387235.34	59.8436	65.1707	59.0852	60.4014	825853.71
2021/3/24	5937149.00	6236600.50	5711430.00	5741365.00	7677078.84	182095.81	189181.06	170817.61	173349.05	3397330.95	60.3656	61.5048	51.0391	53.1810	592522.91
2021/3/25	5763195.50	5818221.50	5550537.00	5645039.50	7424192.37	173317.47	177370.45	170009.39	174180.67	3237211.03	53.1154	57.5737	51.3172	56.5003	661838.16
2021/3/26	5642730.50	6043876.00	5631468.00	6043876.00	6209930.03	174164.39	186665.88	174051.16	186657.02	2471655.38	56.4884	60.6599	56.3929	62.1577	366269.06
2021/3/27	6043904.00	6200724.50	5945836.00	6135536.00	5181121.49	186678.28	189943.52	183530.50	188153.53	1984280.96	62.1729	63.1293	59.1729	60.3369	403848.74
2021/3/28	6135692.50	6205338.50	6044056.50	6142776.50	5235462.03	188143.78	189478.50	183529.41	185692.28	1822439.53	60.3296	61.6261	59.7926	60.4669	306872.08
2021/3/29	6142464.00	6396534.00	6034008.50	6343224.00	6329536.85	185682.09	201686.50	184713.81	199872.38	2503952.51	60.4548	62.5956	60.1373	62.3744	389890.03
2021/3/30	6343217.00	6557940.50	6294140.00	6499116.50	6002334.12	199848.36	205334.67	197185.25	203633.03	2483348.93	62.3597	64.4367	61.9168	62.5293	422658.00
2021/3/31	6500504.50	6634521.50	6389997.00	6525806.50	7257038.58	203640.14	215681.56	198475.48	212476.38	3347909.53	62.5265	64.1669	60.2783	63.5614	537156.41
2021/4/1	6526663.00	6598826.50	6480366.50	6536843.50	6821493.44	212564.45	220039.22	211496.50	218715.17	3419560.24	63.5712	65.9852	61.8966	64.0780	522653.67
2021/4/2	6537183.00	6686444.00	6513144.00	6574170.00	6501497.17	218677.09	238288.27	216924.41	237266.86	3859471.71	64.0855	68.3476	63.5450	68.2576	598347.10
2021/4/3	6575620.00	6654537.50	6377067.50	6377067.50	6602624.86	237230.36	237459.14	224557.52	224557.52	3543851.20	68.2808	72.3295	65.0669	65.4175	748146.99
2021/4/4	6371772.50	6522076.00	6328887.00	6503397.00	5616972.70	224474.36	233627.73	222198.33	231666.84	2878399.63	65.4169	71.6075	64.5427	71.5800	510666.32
2021/4/5	6503653.50	6593388.00	6384452.00	6507824.00	6689466.95	231682.09	235699.45	224901.98	22726.52	3183437.57	71.5770	103.2087	70.1177	101.4306	2910796.47
2021/4/6	6520392.00	6558663.00	6334606.00	6388531.50	7252048.49	232453.48	237241.75	226040.70	232562.00	3208173.89	101.0389	122.7075	90.9186	120.3513	4057049.99
2021/4/7	6387889.50	6444169.00	6108602.50	6157340.00	8310128.29	232490.59	234342.31	213724.33	216535.66	3967607.23	120.4920	121.3358	95.5362	100.8017	2410490.18
2021/4/8	6162940.00	6377198.50	6138811.00	6376383.00	5800218.88	216322.08	228630.52	215222.19	228337.48	2767389.60	100.9642	117.2703	99.3609	115.0947	1409044.59
2021/4/9	6376668.00	6461249.00	6333950.00	6387438.00	5116443.26	228359.20	230728.19	225332.73	232737.81	2172734.67	115.1669	118.7846	108.1241	111.9500	1122450.79
2021/4/10	6388400.00	6719905.50	6364814.50	6556926.00	6386430.68	227128.44	240933.58	226215.							

Date	日経平均(^N225)					CME日経平均先物ドル建て(NKD)					CME日経平均先物円建て(NIY)					USDJPY
	Open	High	Low	Close	Volume	Open	High	Low	Close	Volume	Open	High	Low	Close	Volume	
2021-04-16	29,789.08	29,789.08	29,621.83	29,683.37	49,100,000.0	29,770.0	29,850.0	29,630.0	29,810.0	4,749	29,750.0	29,835.0	29,615.0	29,795.0	17,290	108.78
2021-04-15	29,573.90	29,787.66	29,558.55	29,642.69	50,600,000.0	29,670.0	29,810.0	29,545.0	29,770.0	4,749	29,635.0	29,785.0	29,525.0	29,750.0	17,290	108.74
2021-04-14	29,718.06	29,722.40	29,567.18	29,620.99	57,200,000.0	29,840.0	29,860.0	29,590.0	29,620.0	5,190	29,830.0	29,835.0	29,565.0	29,600.0	18,479	108.94
2021-04-13	29,605.69	29,897.11	29,573.79	29,751.61	54,900,000.0	29,620.0	29,920.0	29,580.0	29,850.0	4,639	29,570.0	29,900.0	29,555.0	29,830.0	20,850	109.05
2021-04-12	29,874.43	29,876.04	29,538.73	29,538.73	50,200,000.0	29,935.0	30,010.0	29,560.0	29,640.0	3,200	29,900.0	29,990.0	29,535.0	29,620.0	18,770	109.39
2021-04-09	29,865.53	30,064.35	29,768.06	29,768.06	64,900,000.0	29,785.0	30,100.0	29,775.0	29,945.0	4,778	29,750.0	30,075.0	29,745.0	29,920.0	22,259	109.65
2021-04-08	29,675.88	29,744.79	29,516.42	29,708.98	62,600,000.0	29,710.0	29,800.0	29,535.0	29,720.0	3,545	29,685.0	29,775.0	29,510.0	29,695.0	20,788	109.27
2021-04-07	29,743.48	29,867.67	29,523.55	29,730.79	61,500,000.0	29,675.0	29,885.0	29,540.0	29,710.0	4,175	29,650.0	29,870.0	29,515.0	29,680.0	24,560	109.85
2021-04-06	30,208.89	30,208.89	29,665.86	29,696.63	65,500,000.0	30,290.0	30,310.0	29,635.0	29,705.0	5,727	30,270.0	30,280.0	29,615.0	29,680.0	32,261	109.78
2021-04-05	30,084.61	30,195.00	30,024.25	30,089.25	55,400,000.0	30,060.0	30,270.0	30,005.0	30,205.0	3,769	30,045.0	30,245.0	29,985.0	30,185.0	15,720	110.15
2021-04-01	29,441.91	29,585.46	29,318.82	29,388.87	75,600,000.0	29,385.0	29,745.0	29,335.0	29,695.0	4,211	29,365.0	29,720.0	29,310.0	29,675.0	24,953	110.60
2021-03-31	29,278.33	29,348.99	29,165.52	29,178.80	82,000,000.0	29,340.0	29,460.0	29,165.0	29,370.0	4,353	29,330.0	29,435.0	29,140.0	29,345.0	25,433	110.73
2021-03-30	29,365.04	29,478.20	29,283.89	29,432.70	79,900,000.0	29,455.0	29,560.0	29,310.0	29,405.0	5,645	29,430.0	29,535.0	29,280.0	29,370.0	24,956	110.36
2021-03-29	29,478.12	29,578.37	29,200.88	29,384.52	*****	29,445.0	29,470.0	29,035.0	29,360.0	7,874	29,445.0	29,445.0	29,015.0	29,330.0	34,389	109.82
2021-03-26	29,068.52	29,240.74	28,953.22	29,176.70	73,700,000.0	28,945.0	29,485.0	28,805.0	29,435.0	7,240	28,870.0	29,460.0	28,775.0	29,415.0	29,915	109.66
2021-03-25	28,457.33	28,821.83	28,414.92	28,729.88	72,800,000.0	28,300.0	28,935.0	28,260.0	28,885.0	9,100	28,275.0	28,910.0	28,230.0	28,860.0	40,573	109.16
2021-03-24	28,765.55	28,867.67	28,379.06	28,405.52	96,000,000.0	28,730.0	28,735.0	28,135.0	28,860.0	8,092	28,670.0	28,685.0	28,105.0	28,335.0	42,687	108.75
2021-03-23	29,381.49	29,496.83	28,995.92	28,995.92	79,200,000.0	29,125.0	29,345.0	28,640.0	28,710.0	5,222	29,080.0	29,320.0	28,615.0	28,680.0	35,869	108.62
2021-03-22	29,444.10	29,472.98	29,107.63	29,174.15	78,800,000.0	29,310.0	29,330.0	28,755.0	29,145.0	6,821	29,285.0	29,305.0	28,730.0	29,115.0	41,355	108.81
2021-03-19	29,904.57	30,049.77	30,621.22	29,792.05	*****	29,765.0	29,905.0	28,950.0	29,375.0	9,455	29,775.0	29,885.0	28,925.0	29,350.0	51,546	108.88
2021-03-18	30,148.48	30,485.00	30,041.50	30,216.75	95,400,000.0	29,855.0	30,345.0	29,750.0	29,760.0	6,624	29,785.0	30,320.0	29,725.0	29,735.0	39,650	108.97
2021-03-17	29,836.63	29,984.97	29,825.16	29,914.33	74,600,000.0	29,745.0	29,885.0	29,660.0	29,840.0	3,770	29,695.0	29,860.0	29,625.0	29,815.0	22,856	108.86
2021-03-16	29,770.39	30,026.40	29,755.47	29,921.09	83,800,000.0	29,695.0	29,890.0	29,600.0	29,725.0	3,852	29,660.0	29,860.0	29,570.0	29,700.0	22,759	109.00
2021-03-15	29,804.50	29,884.73	29,670.31	29,766.97	94,100,000.0	29,575.0	29,750.0	29,445.0	29,660.0	3,965	29,620.0	29,715.0	29,415.0	29,625.0	28,030	109.15
2021-03-12	29,287.74	29,744.32	29,210.40	29,717.83	96,600,000.0	29,210.0	29,625.0	29,065.0	29,570.0	5,867	29,195.0	29,595.0	29,030.0	29,540.0	36,042	109.01
2021-03-11	29,033.92	29,255.42	28,995.33	29,211.64	78,500,000.0	29,110.0	29,375.0	29,010.0	29,290.0	7,381	28,950.0	29,200.0	28,825.0	29,105.0	32,774	108.53
2021-03-10	29,118.28	29,233.47	28,960.09	29,036.56	83,000,000.0	29,205.0	29,265.0	28,965.0	29,105.0	7,004	28,995.0	29,075.0	28,770.0	28,925.0	25,127	108.43
2021-03-09	28,748.87	29,053.56	28,609.21	29,027.94	96,700,000.0	28,845.0	29,285.0	28,620.0	29,220.0	11,662	28,675.0	29,090.0	28,420.0	29,020.0	19,505	108.52
2021-03-08	29,208.19	29,255.90	28,644.26	28,743.25	92,400,000.0	29,235.0	29,470.0	28,565.0	28,835.0	17,013	29,080.0	29,255.0	28,370.0	28,635.0	13,721	108.93
2021-03-05	28,725.48	28,867.83	28,308.57	28,864.32	85,800,000.0	28,900.0	29,220.0	28,305.0	29,175.0	11,534	28,450.0	28,985.0	28,125.0	28,985.0	2,892	108.35
2021-03-04	29,198.42	29,277.19	28,711.04	28,930.11	75,200,000.0	29,335.0	29,345.0	28,715.0	28,910.0	11,024	29,035.0	29,065.0	28,530.0	28,705.0	1,478	107.98
2021-03-03	29,482.12	29,604.37	29,336.60	29,559.10	68,800,000.0	29,530.0	29,765.0	29,255.0	29,275.0	7,431	29,155.0	29,570.0	29,080.0	29,080.0	660	107.01
2021-03-02	29,939.75	29,996.39	29,314.82	29,408.17	70,100,000.0	29,930.0	30,030.0	29,315.0	29,505.0	7,728	29,760.0	29,760.0	29,140.0	29,320.0	85	106.70
2021-03-01	29,419.45	29,686.39	29,396.04	29,663.50	62,700,000.0	29,285.0	29,935.0	29,280.0	29,920.0	6,097	29,405.0	29,700.0	29,330.0	29,700.0	63	106.78
2021-02-26	29,753.73	29,760.31	28,966.01	28,966.01	92,900,000.0	29,585.0	29,670.0	28,985.0	29,285.0	11,191	28,830.0	29,290.0	28,825.0	29,085.0	245	106.60
2021-02-25	30,077.27	30,213.28	30,044.43	30,168.27	70,100,000.0	30,065.0	30,245.0	29,505.0	29,620.0	7,021	29,960.0	30,030.0	29,340.0	29,425.0	25	106.25
2021-02-24	30,020.11	30,089.59	29,671.70	29,671.70	79,300,000.0	30,015.0	30,120.0	29,620.0	30,065.0	7,319	29,635.0	29,910.0	29,450.0	29,860.0	352	105.87
2021-02-23						29,995.0	30,140.0	29,650.0	30,005.0	5,066	29,815.0	29,910.0	29,485.0	29,800.0	58	105.25
2021-02-22	30,281.78	30,458.13	30,089.18	30,156.03	62,800,000.0	30,205.0	30,460.0	29,975.0	29,990.0	6,387	30,020.0	30,020.0	29,785.0	29,785.0	57	105.07
2021-02-19	29,970.59	30,169.59	29,847.33	30,017.92	63,700,000.0	30,135.0	30,320.0	29,750.0	30,205.0	6,346	29,975.0	30,100.0	29,975.0	29,995.0	12	105.46
2021-02-18	30,311.98	30,560.49	30,140.01	30,236.09	77,900,000.0	30,355.0	30,575.0	29,890.0	30,130.0	7,596	29,995.0	29,995.0	29,775.0	29,920.0	13	105.69
2021-02-17	30,366.82	30,398.20	30,191.01	30,292.19	74,800,000.0	30,450.0	30,450.0	30,150.0	30,350.0	6,493	30,025.0	30,170.0	30,020.0	30,140.0	9	105.88
2021-02-16	30,229.46	30,714.52	30,191.65	30,467.75	81,300,000.0	29,645.0	30,725.0	29,640.0	30,415.0	12,225	29,945.0	30,410.0	29,940.0	30,215.0	20	106.11
2021-02-12	29,635.88	29,650.51	29,417.32	29,520.07	79,800,000.0	29,490.0	29,670.0	29,305.0	29,625.0	3,740	29,275.0	29,410.0	29,205.0	29,410.0	4	104.97
2021-02-11						29,320.0	29,495.0	29,235.0	29,465.0	1,856	29,265.0	29,265.0	29,250.0	29,250.0	26	104.75
2021-02-10	29,412.55	29,562.93	29,368.18	29,562.93	81,100,000.0	29,445.0	29,560.0	29,175.0	29,270.0	5,805	29,205.0	29,205.0	29,045.0	29,050.0	14	104.62
2021-02-09	29,435.61	29,585.75	29,350.48	29,505.93	86,900,000.0	29,515.0	29,590.0	29,350.0	29,420.0	3,624	29,205.0	29,205.0	29,205.0	29,205.0	4	104.56
2021-02-08	28,831.58	29,400.56	28,817.60	29,388.50	93,600,000.0	28,810.0	29,535.0	28,810.0	29,445.0	6,946	28,675.0	29,290.0	28,675.0	29,230.0	11	105.24
2021-02-05	28,631.46	28,785.71	28,548.27	28,779.19	93,200,000.0	28,655.0	28,900.0	28,535.0	28,790.0	3,968	28,450.0	28,585.0	28,420.0	28,585.0	23	105.39
2021-02-04	28,557.46	28,600.22	28,325.89	28,341.95	81,100,000.0	28,610.0	28,680.0	28,295.0	28,620.0	3,815	28,360.0	28,405.0	28,135.0	28,405.0	11	105.53
2021-02-03	28,482.71	28,669.95	28,402.30	28,646.50	84,000,000.0	28,480.0	28,725.0	28,405.0	28,585.0	3,326	28,380.0	28,380.0	28,380.0	28,380.0	14	105.04
2021-02-02	28,207.48	28,379.31	28,089.12	28,362.17	67,500,000.0	28,265.0	28,520.0	28,080.0	28,490.0	5,222	28,105.0	28,275.0	28,105.0	28,275.0	3	105.00
2021-02-01	27,649.07	28,107.10	27,649.07	28,091.05	65,700,000.0	27,720.0	28,310.0	27,575.0	28,300.0	7,792	27,995.0	28,105.0	27,995.0	28,095.0	14	104.95
2021-01-29	28,320.72	28,320.72	27,629.80	27,663.39	91,700,000.0	28,390.0	28,390.0	27,580.0	27,785.0	11,770	27,985.0	27,985.0	27,440.0	27,585.0	137	1

過去5日及び過去4週の4本値と各種ピボット

2021/04/12 ~ 2021/04/16

USD/JPY										Demark						Pivot				Fibonacci Zone																
当日のOHLCLから計算される翌日の										TD Range Projection						TD pivot points																				
日足	Open	High	Low	Close	値幅/日	引け形態	真の高値	真の安値	予想高値	予想安値	予想高値	予想安値	StopLoss	Support			Resistance		StopLoss	3-days AVG		Support Zone 2		Support Zone 1		BP	Resistance Zone 1		Resistance Zone 2							
													LBOP	S2	S1	PP	R1	R2	HBOP																	
2021/04/12	109.71	109.77	109.25	109.39	52p	陰線引け	-	-	-	-	-	-	108.65	108.95	109.17	109.47	109.69	109.99	110.21				108.75	~	108.95	109.15	~	109.21	109.47	109.73	~	109.79	109.99	~	110.19	
2021/04/13	109.39	109.75	109.02	109.05	73p	陰線引け	109.75	109.02	109.40	108.67	109.40	108.67	108.07	108.54	108.80	109.28	109.53	110.01	110.26				108.26	~	108.54	108.82	~	108.91	109.28	109.64	~	109.73	110.01	~	110.29	
2021/04/14	109.06	109.10	108.75	108.94	34p	陰線引け	109.10	108.75	109.02	108.68	109.02	108.68	108.42	108.59	108.76	108.93	109.10	109.27	109.45	109.22	Bear			108.46	~	108.59	108.72	~	108.76	108.93	109.10	~	109.14	109.27	~	109.40
2021/04/15	108.94	108.96	108.62	108.74	35p	陰線引け	108.96	108.62	108.85	108.50	108.85	108.50	108.24	108.43	108.58	108.77	108.93	109.12	109.28	108.99	Bear			108.29	~	108.43	108.56	~	108.60	108.77	108.95	~	108.99	109.12	~	109.26
2021/04/16	108.74	108.97	108.62	108.78	35p	陰線引け	108.97	108.62	109.05	108.70	109.05	108.70	108.26	108.44	108.61	108.79	108.96	109.14	109.31	108.83	Bear			108.30	~	108.44	108.57	~	108.61	108.79	108.96	~	109.00	109.14	~	109.27
週足	Open	High	Low	Close	値幅/週	引け形態	真の高値	真の安値	予想高値	予想安値	予想高値	予想安値	LBOP	S2	S1	PP	R1	R2	HBOP																	
2021/03/22 ~ 2021/03/26	108.88	109.85	108.41	109.66	144p	陰線引け	-	-	-	-	-	-	107.32	107.86	108.76	109.30	110.20	110.74	111.64				107.31	~	107.86	108.41	~	108.58	109.30	110.02	~	110.19	110.74	~	111.29	
2021/03/29 ~ 2021/04/02	109.71	110.96	109.37	110.68	158p	陰線引け	110.96	108.41	112.09	109.54	111.61	110.03	108.13	108.75	109.76	110.34	111.30	111.92	112.89				108.15	~	108.75	109.36	~	109.54	110.34	111.13	~	111.32	111.92	~	112.53	
2021/04/05 ~ 2021/04/09	110.68	110.75	109.00	109.65	175p	陰線引け	110.75	109.00	110.20	108.45	110.20	108.45	107.10	108.05	108.85	109.80	110.60	111.55	112.34	109.81	Bear			107.39	~	108.05	108.72	~	108.93	109.80	110.67	~	110.88	111.55	~	112.21
2021/04/12 ~ 2021/04/16	109.71	109.77	108.62	108.78	115p	陰線引け	109.77	108.62	109.28	108.12	109.28	108.12	107.19	107.90	108.34	109.06	109.50	110.21	110.65	109.73	Bear			107.46	~	107.90	108.34	~	108.48	109.06	109.63	~	109.77	110.21	~	110.65

EUR/JPY										Demark						Pivot				Fibonacci Zone																
当日のOHLCLから計算される翌日の										TD Range Projection						TD pivot points																				
日足	Open	High	Low	Close	値幅/日	引け形態	真の高値	真の安値	予想高値	予想安値	予想高値	予想安値	StopLoss	Support			Resistance		StopLoss	3-days AVG		Support Zone 2		Support Zone 1		BP	Resistance Zone 1		Resistance Zone 2							
													LBOP	S2	S1	PP	R1	R2	HBOP																	
2021/04/12	130.53	130.62	129.90	130.31	72p	陰線引け	-	-	-	-	-	-	129.21	129.55	129.93	130.27	130.65	131.00	131.37				129.28	~	129.55	129.83	~	129.91	130.27	130.63	~	130.72	131.00	~	131.27	
2021/04/13	130.31	130.50	129.80	130.32	71p	陰線引け	130.50	129.80	130.76	130.06	130.76	130.06	129.21	129.50	129.91	130.21	130.62	130.91	131.32				129.23	~	129.50	129.77	~	129.85	130.21	130.56	~	130.64	130.91	~	131.18	
2021/04/14	130.33	130.59	130.04	130.50	55p	陰線引け	130.59	130.04	130.82	130.27	130.82	130.27	129.61	129.82	130.16	130.37	130.71	130.92	131.26	130.28	Bull			129.61	~	129.82	130.03	~	130.10	130.37	130.65	~	130.71	130.92	~	131.13
2021/04/15	130.50	130.56	130.03	130.14	53p	陰線引け	130.56	130.03	130.35	129.82	130.35	129.82	129.39	129.71	129.92	130.24	130.45	130.77	130.98	130.27	Bear			129.51	~	129.71	129.91	~	129.97	130.24	130.50	~	130.57	130.77	~	130.97
2021/04/16	130.14	130.54	129.98	130.33	57p	陰線引け	130.54	129.98	130.72	130.16	130.72	130.16	129.46	129.72	130.03	130.28	130.59	130.85	131.16	130.30	Bear			129.50	~	129.72	129.93	~	130.00	130.28	130.57	~	130.63	130.85	~	131.07
週足	Open	High	Low	Close	値幅/週	引け形態	真の高値	真の安値	予想高値	予想安値	予想高値	予想安値	LBOP	S2	S1	PP	R1	R2	HBOP																	
2021/03/22 ~ 2021/03/26	129.40	129.94	128.29	129.32	165p	陰線引け	-	-	-	-	-	-	126.78	127.53	128.42	129.18	130.07	130.83	131.72				126.90	~	127.53	128.16	~	128.36	129.18	130.01	~	130.20	130.83	~	131.46	
2021/03/29 ~ 2021/04/02	129.38	130.33	128.83	130.15	149p	陰線引け	130.33	128.29	131.25	129.22	130.98	129.49	127.72	128.27	129.21	129.77	130.71	131.26	132.20				127.70	~	128.27	128.84	~	129.02	129.77	130.52	~	130.69	131.26	~	131.83	
2021/04/05 ~ 2021/04/09	130.12	130.69	129.58	130.52	111p	陰線引け	130.69	129.58	131.15	130.05	131.15	130.05	128.73	129.15	129.83	130.26	130.94	131.37	132.05	129.74	Bull			128.73	~	129.15	129.58	~	129.71	130.26	130.81	~	130.94	131.37	~	131.79
2021/04/12 ~ 2021/04/16	130.53	130.62	129.80	130.33	82p	陰線引け	130.62	129.80	130.47	129.65	130.47	129.65	129.06	129.43	129.88	130.25	130.70	131.07	131.52	130.09	Bull			129.12	~	129.43	129.74	~	129.84	130.25	130.66	~	130.76	131.07	~	131.38

EUR/USD										Demark						Pivot				Fibonacci Zone																
当日のOHLCLから計算される翌日の										TD Range Projection						TD pivot points																				
日足	Open	High	Low	Close	値幅/日	引け形態	真の高値	真の安値	予想高値	予想安値	予想高値	予想安値	StopLoss	Support			Resistance		StopLoss	3-days AVG		Support Zone 2		Support Zone 1		BP	Resistance Zone 1		Resistance Zone 2							
													LBOP	S2	S1	PP	R1	R2	HBOP																	
2021/04/12	1.1897	1.1919	1.1872	1.1913	48p	陰線引け	-	-	-	-	-	-	1.1836	1.1854	1.1883	1.1901	1.1931	1.1949	1.1978				1.1835	~	1.1854	1.1872	~	1.1877	1.1901	1.1925	~	1.1930	1.1949	~	1.1967	
2021/04/13	1.1913	1.1956	1.1880	1.1950	75p	陰線引け	1.1956	1.1880	1.1991	1.1915	1.1991	1.1915	1.1826	1.1853	1.1902	1.1929	1.1977	1.2004	1.2053				1.1824	~	1.1853	1.1882	~	1.1891	1.1929	1.1966	~	1.1975	1.2004	~	1.2033	
2021/04/14	1.1950	1.1987	1.1949	1.1979	38p	陰線引け	1.1987	1.1949	1.2002	1.1964	1.2002	1.1964	1.1918	1.1933	1.1956	1.1972	1.1994	1.2010	1.2033	1.1934	Bull			1.1919	~	1.1933	1.1948	~	1.1953	1.1972	1.1991	~	1.1995	1.2010	~	1.2025
2021/04/15	1.1979	1.1993	1.1956	1.1967	37p	陰線引け	1.1993	1.1956	1.1980	1.1943	1.1980	1.1943	1.1915	1.1935	1.1951	1.1972	1.1988	1.2009	1.2025	1.1958	Bull			1.1921	~	1.1935	1.1950	~	1.1954	1.1972	1.1991	~	1.1995	1.2009	~	1.2023
2021/04/16	1.1968	1.1995	1.1951	1.1981	44p	陰線引け	1.1995	1.1951	1.2010	1.1966	1.2010	1.1966	1.1912	1.1931	1.1956	1.1975	1.2000	1.2019	1.2044	1.1973	Bull			1.1914	~	1.1931	1.1948	~	1.1953	1.1975	1.1997	~	1.2003	1.2019	~	1.2036
週足	Open	High	Low	Close	値幅/週	引け形態	真の高値	真の安値	予想高値	予想安値	予想高値	予想安値	LBOP	S2	S1	PP	R1	R2	HBOP																	
2021/03/22 ~ 2021/03/26	1.1885	1.1947	1.1762	1.1793	185p	陰線引け	-	-	-	-	-	-	1.1536	1.1649	1.1721	1.1834	1.1906	1.2019	1.2091				1.1579	~	1.1649	1.1720	~	1.1742	1.1834	1.1926	~	1.1948	1.2019	~	1.2089	
2021/03/29 ~ 2021/04/02	1.1793	1.1794	1.1704	1.1759	90p	陰線引け	1.1794	1.1759	1.1776	1.1742	1.1776	1.1687	1.1621	1.1																						

IMM扱い8通貨/ダウ/日経/金/オイル/主要クロス円の過去5日及び過去5週の4本値

AUDUSD					CADUSD					CHFUSD				
Date	Open	High	Low	Close	Date	Open	High	Low	Close	Date	Open	High	Low	Close
2021/04/16	0.7751	0.7759	0.7724	0.7731	2021/04/16	0.7972	0.8004	0.7962	0.7996	2021/04/16	1.0842	1.0894	1.0829	1.0871
2021/04/15	0.7722	0.7761	0.7706	0.7751	2021/04/15	0.7988	0.8015	0.7963	0.7973	2021/04/15	1.0838	1.0862	1.0816	1.0843
2021/04/14	0.7642	0.7738	0.7635	0.7722	2021/04/14	0.7979	0.8000	0.7952	0.7988	2021/04/14	1.0863	1.0885	1.0830	1.0837
2021/04/13	0.7622	0.7649	0.7587	0.7643	2021/04/13	0.7959	0.7983	0.7919	0.7980	2021/04/13	1.0841	1.0872	1.0799	1.0863
2021/04/12	0.7618	0.7636	0.7595	0.7622	2021/04/12	0.7981	0.7982	0.7953	0.7959	2021/04/12	1.0809	1.0854	1.0789	1.0841

CNYUSD					EURUSD					GBPUSD				
Date	Open	High	Low	Close	Date	Open	High	Low	Close	Date	Open	High	Low	Close
2021/04/16	0.1532	0.1533	0.1530	0.1533	2021/04/16	1.1968	1.1995	1.1951	1.1981	2021/04/16	1.3785	1.3839	1.3717	1.3836
2021/04/15	0.1531	0.1533	0.1528	0.1532	2021/04/15	1.1979	1.1993	1.1956	1.1967	2021/04/15	1.3779	1.3809	1.3762	1.3785
2021/04/14	0.1528	0.1531	0.1528	0.1530	2021/04/14	1.1950	1.1987	1.1949	1.1979	2021/04/14	1.3751	1.3809	1.3750	1.3780
2021/04/13	0.1527	0.1527	0.1525	0.1526	2021/04/13	1.1913	1.1956	1.1880	1.1950	2021/04/13	1.3743	1.3769	1.3694	1.3751
2021/04/12	0.1524	0.1527	0.1523	0.1527	2021/04/12	1.1897	1.1919	1.1872	1.1913	2021/04/12	1.3705	1.3777	1.3669	1.3743

JPYUSD					MXNUSD					NZDUSD				
Date	Open	High	Low	Close	Date	Open	High	Low	Close	Date	Open	High	Low	Close
2021/04/16	0.9196	0.9207	0.9177	0.9193	2021/04/16	5.0143	5.0272	5.0026	5.0176	2021/04/16	0.7172	0.7179	0.7132	0.7143
2021/04/15	0.9179	0.9207	0.9177	0.9196	2021/04/15	4.9817	5.0243	4.9760	5.0143	2021/04/15	0.7137	0.7181	0.7137	0.7172
2021/04/14	0.9169	0.9195	0.9166	0.9179	2021/04/14	4.9793	4.9965	4.9684	4.9817	2021/04/14	0.7053	0.7150	0.7047	0.7137
2021/04/13	0.9142	0.9173	0.9111	0.9170	2021/04/13	4.9647	4.9888	4.9457	4.9793	2021/04/13	0.7030	0.7060	0.7004	0.7054
2021/04/12	0.9115	0.9153	0.9110	0.9142	2021/04/12	4.9628	4.9808	4.9462	4.9647	2021/04/12	0.7032	0.7050	0.7014	0.7030

Nikkei 225 -Japan (NIX)					出来高	
Date	Open	High	Low	Close	(ドル建て終値)	出来高
2021/04/16	29789.08	29789.08	29622.37	29683.37	272.87	0 897615600
2021/04/15	29573.90	29787.51	29564.71	29642.69	272.59	506210500 929555000
2021/04/14	29718.06	29718.06	29567.18	29620.99	271.90	571694100 1031719200
2021/04/13	29605.69	29897.11	29579.29	29751.61	272.82	548880000 1000179700
2021/04/12	29874.43	29874.83	29538.73	29538.73	270.03	501944800 952234600
週4本値	29874.43	29897.11	29538.73	29683.37	272.87	(N225銘柄計)【東証一部全体計】

XAUUSD				
Date	Open	High	Low	Close
2021/04/16	1763.75	1783.79	1759.91	1775.98
2021/04/15	1736.43	1769.64	1734.20	1763.64
2021/04/14	1745.65	1749.39	1732.88	1736.45
2021/04/13	1732.70	1748.94	1723.80	1745.34
2021/04/12	1743.00	1745.05	1727.79	1732.85
週4本値	1743.00	1783.79	1723.80	1775.98

Dow Jones Industrial - USA (DJIA)					出来高
Date	Open	High	Low	Close	出来高
2021/04/16	34058.16	34256.75	34058.16	34200.67	343760000
2021/04/15	33788.53	34068.73	33788.53	34035.99	319680000
2021/04/14	33668.95	33911.25	33668.95	33730.89	315330000
2021/04/13	33721.16	33741.64	33545.84	33677.27	324480000
2021/04/12	33775.06	33786.19	33665.54	33745.40	327370000
週4本値	33775.06	34256.75	33545.84	34200.67	

Historical Data by



Arrangement by



Crude Light Oil					出来高
Date	Open	High	Low	Close	出来高
2021/04/16	63.32	63.88	62.83	63.13	622621
2021/04/15	62.83	63.57	62.53	63.46	835434
2021/04/14	60.44	63.44	60.38	63.15	1334877
2021/04/13	59.64	60.59	59.64	60.18	875205
2021/04/12	59.35	60.77	58.73	59.70	919761
週4本値	59.35	63.88	58.73	63.13	

USDJPY					EURJPY					GBPJPY				
日付	始値	高値	安値	終値	日付	始値	高値	安値	終値	日付	始値	高値	安値	終値
2021/04/16	108.74	108.97	108.62	108.78	2021/04/16	130.14	130.54	129.98	130.33	2021/04/16	149.90	150.57	149.40	150.52
2021/04/15	108.94	108.96	108.62	108.74	2021/04/15	130.50	130.56	130.03	130.14	2021/04/15	150.11	150.21	149.69	149.90
2021/04/14	109.06	109.10	108.75	108.94	2021/04/14	130.33	130.59	130.04	130.50	2021/04/14	149.97	150.46	149.59	150.11
2021/04/13	109.39	109.75	109.02	109.05	2021/04/13	130.31	130.50	129.80	130.32	2021/04/13	150.34	150.83	149.67	149.96
2021/04/12	109.71	109.77	109.25	109.39	2021/04/12	130.53	130.62	129.90	130.31	2021/04/12	150.36	150.59	149.76	150.34

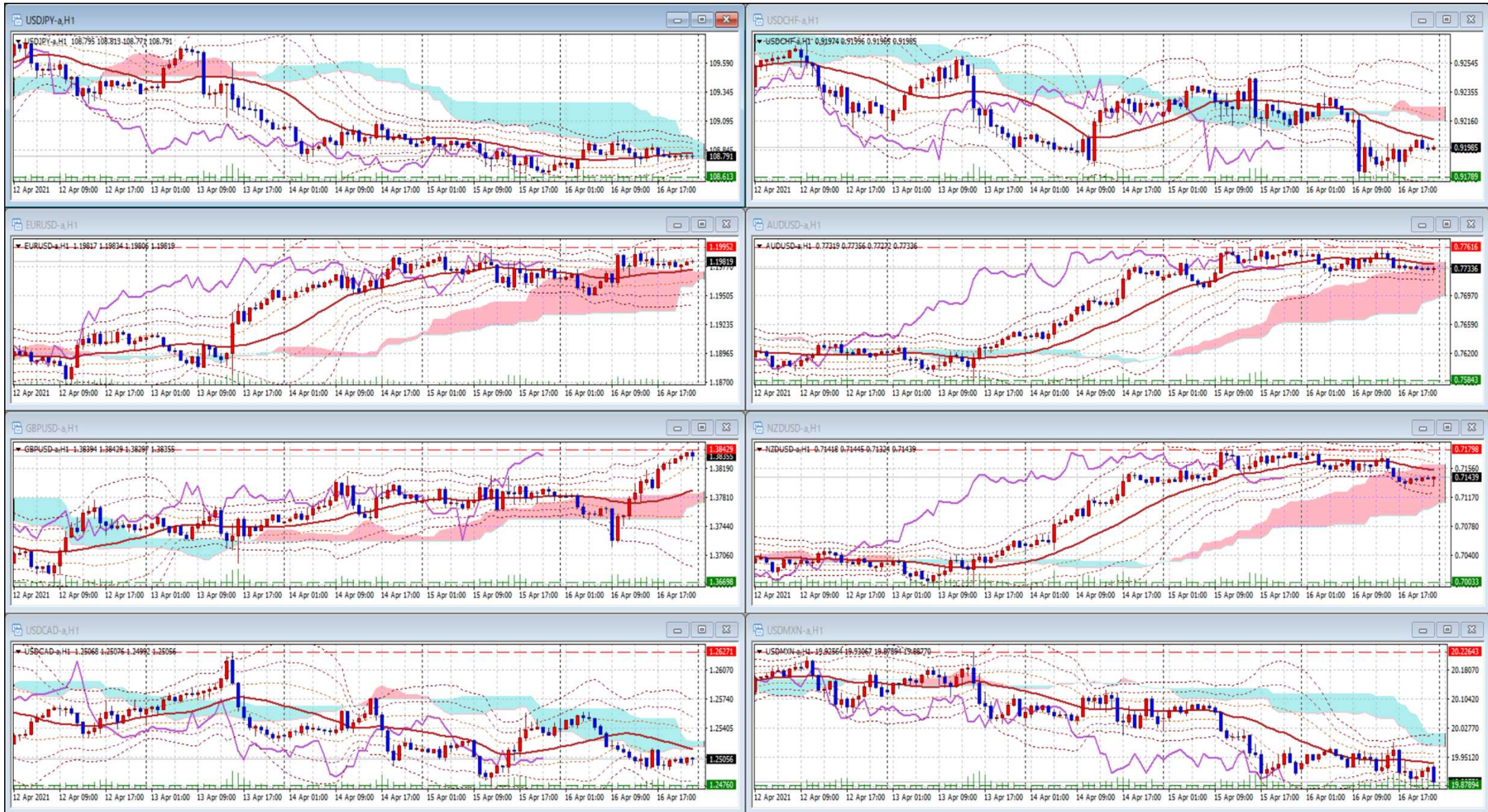
USDJPY Weekly					EURJPY Weekly					GBPJPY Weekly				
日付	始値	高値	安値	終値	日付	始値	高値	安値	終値	日付	始値	高値	安値	終値
2021/04/16	109.71	109.77	108.62	108.78	2021/04/16	130.53	130.62	129.80	130.33	2021/04/16	150.36	150.83	149.40	150.52
2021/04/09	110.68	110.75	109.00	109.65	2021/04/09	130.12	130.69	129.58	130.52	2021/04/09	152.99	153.42	149.60	150.32
2021/04/02	109.71	110.96	109.37	110.68	2021/04/02	129.38	130.33	128.83	130.15	2021/04/02	151.28	153.21	150.59	153.00
2021/03/26	108.88	109.85	108.41	109.66	2021/03/26	129.40	129.94	128.29	129.32	2021/03/26	150.68	151.54	148.53	151.29
2021/03/19	109.09	109.36	108.61	108.88	2021/03/19	130.34	130.66	129.32	129.62	2021/03/19	151.89	152.55	150.58	150.96

先週のIMM取り扱い対ドル8通貨チャート

※ 赤点線は週最高値/青点線は週最低値、BB中心線はSMA21

2021/04/12 ~ 2021/04/16

Chart by OANDA Japan MetaTrader4



Pivot Maker Ver 3.0 by FX_勝てば官軍?

<http://fx.najirane.com>