

JAPANESE YEN - CHICAGO MERCANTILE EXCHANGE

Code-097741

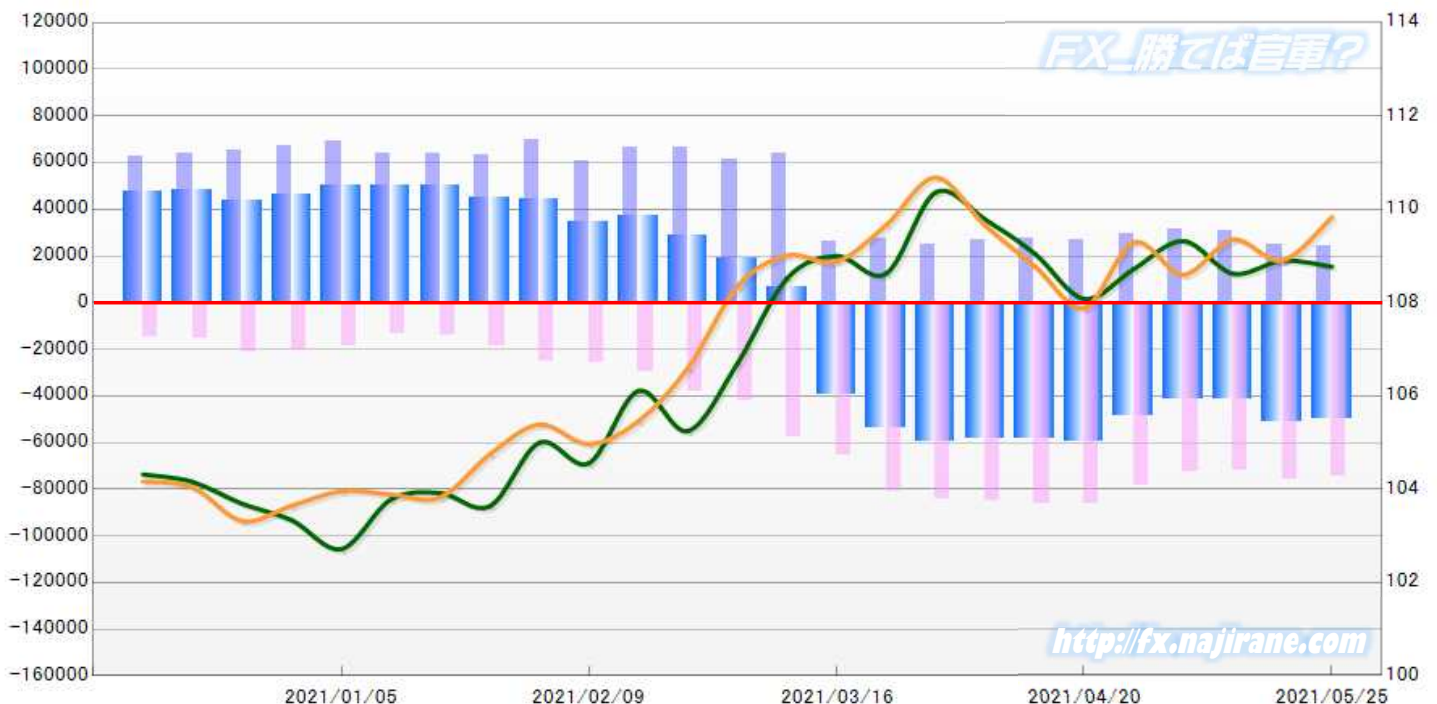
2020/11/24 ~ 2021/05/25

2021/05/28 NYクローズ時公表値

| Report_Date | Non Commercial Positions | | | | | | | | | | | | 火曜日 引け値 | 金曜日 引け値 |
|-------------|--------------------------|--------|--------|-------|-------|--------|--------|--------|---------|--------|--------|--------|------------|------------|
| | Long | 増減 | 増減(%) | Short | 増減 | 増減(%) | 売り越し | 増減 | 増減(%) | 売買計 | 増減 | 増減(%) | | |
| 2021/05/25 | 24163 | -802 | -3.2% | 74319 | -1594 | -2.1% | 50156 | -792 | -1.6% | 98482 | -2396 | -2.4% | 108.77 | 109.83 |
| 2021/05/18 | 24965 | -5526 | -18.1% | 75913 | 3694 | 5.1% | 50948 | 9220 | 22.1% | 100878 | -1832 | -1.8% | 108.90 | 108.90 |
| 2021/05/11 | 30491 | -717 | -2.3% | 72219 | -481 | -0.7% | 41728 | 236 | 0.6% | 102710 | -1198 | -1.2% | 108.62 | 109.35 |
| 2021/05/04 | 31208 | 1535 | 5.2% | 72700 | -5482 | -7.0% | 41492 | -7017 | -14.5% | 103908 | -3947 | -3.7% | 109.32 | 108.60 |
| 2021/04/27 | 29673 | 3056 | 11.5% | 78182 | -8254 | -9.5% | 48509 | -11310 | -18.9% | 107855 | -5198 | -4.6% | 108.72 | 109.29 |
| 2021/04/20 | 26617 | -1065 | -3.8% | 86436 | 442 | 0.5% | 59819 | 1507 | 2.6% | 113053 | -623 | -0.5% | 108.08 | 107.89 |
| 2021/04/13 | 27682 | 888 | 3.3% | 85994 | 1211 | 1.4% | 58312 | 323 | 0.6% | 113676 | 2099 | 1.9% | 109.05 | 108.78 |
| 2021/04/06 | 26794 | 2070 | 8.4% | 84783 | 578 | 0.7% | 57989 | -1492 | -2.5% | 111577 | 2648 | 2.4% | 109.78 | 109.65 |
| 2021/03/30 | 24724 | -2800 | -10.2% | 84205 | 3156 | 3.9% | 59481 | 5956 | 11.1% | 108929 | 356 | 0.3% | 110.36 | 110.68 |
| 2021/03/23 | 27524 | 1521 | 5.8% | 81049 | 15678 | 24.0% | 53525 | 14157 | 36.0% | 108573 | 17199 | 18.8% | 108.62 | 109.66 |
| 2021/03/16 | 26003 | -38024 | -59.4% | 65371 | 7858 | 13.7% | 39368 | -45882 | -704.4% | 91374 | -30166 | -24.8% | 109.00 | 108.88 |
| 2021/03/09 | 64027 | 2768 | 4.5% | 57513 | 15524 | 37.0% | -6514 | -12756 | -66.2% | 121540 | 18292 | 17.7% | 108.52 | 109.01 |
| 2021/03/02 | 61259 | -5411 | -8.1% | 41989 | 3941 | 10.4% | -19270 | -9352 | -32.7% | 103248 | -1470 | -1.4% | 106.70 | 108.35 |
| 2021/02/23 | 66670 | -62 | -0.1% | 38048 | 8498 | 28.8% | -28622 | -8560 | -23.0% | 104718 | 8436 | 8.8% | 105.25 | 106.60 |
| 2021/02/16 | 66732 | 6013 | 9.9% | 29550 | 3449 | 13.2% | -37182 | 2564 | 7.4% | 96282 | 9462 | 10.9% | 106.11 | 105.46 |
| 2021/02/09 | 60719 | -8883 | -12.8% | 26101 | 1128 | 4.5% | -34618 | -10011 | -22.4% | 86820 | -7755 | -8.2% | 104.56 | 104.97 |
| 2021/02/02 | 69602 | 6139 | 9.7% | 24973 | 6502 | 35.2% | -44629 | -363 | -0.8% | 94575 | 12641 | 15.4% | 105.00 | 105.39 |
| 2021/01/26 | 63463 | -680 | -1.1% | 18471 | 4342 | 30.7% | -44992 | -5022 | -10.0% | 81934 | 3662 | 4.7% | 103.64 | 104.75 |
| 2021/01/19 | 64143 | 286 | 0.4% | 14129 | 792 | 5.9% | -50014 | -506 | -1.0% | 78272 | 1078 | 1.4% | 103.92 | 103.83 |
| 2021/01/12 | 63857 | -5306 | -7.7% | 13337 | -5636 | -29.7% | -50520 | 330 | 0.7% | 77194 | -10942 | -12.4% | 103.78 | 103.89 |
| 2021/01/05 | 69163 | 2193 | 3.3% | 18973 | -1904 | -9.1% | -50190 | 4097 | 8.9% | 88136 | 289 | 0.3% | 102.72 | 103.96 |
| 2020/12/21 | 66970 | 1594 | 2.4% | 20877 | -536 | -2.5% | -46093 | 2130 | 4.8% | 87847 | 1058 | 1.2% | 103.34 | 103.65 |
| 2020/12/15 | 65376 | 1791 | 2.8% | 21413 | 5994 | 38.9% | -43963 | -4203 | -8.7% | 86789 | 7785 | 9.9% | 103.69 | 103.32 |
| 2020/12/08 | 63585 | 1136 | 1.8% | 15419 | 473 | 3.2% | -48166 | 663 | 1.4% | 79004 | 1609 | 2.1% | 104.16 | 104.04 |
| 2020/12/01 | 62449 | 7977 | 14.6% | 14946 | 716 | 5.0% | -47503 | 7261 | 18.0% | 77395 | 8693 | 12.7% | 104.32 | 104.17 |
| 2020/11/24 | 54472 | | | 14230 | | | -40242 | | | 68702 | | | 104.48 | 104.06 |

JAPANESE YEN - CHICAGO MERCANTILE EXCHANGE
FUTURES ONLY POSITIONS

— 金曜終値 — 火曜終値 — Short枚数 — Long枚数 ■ 売り越し or 買い越し枚数



EURO FX - CHICAGO MERCANTILE EXCHANGE

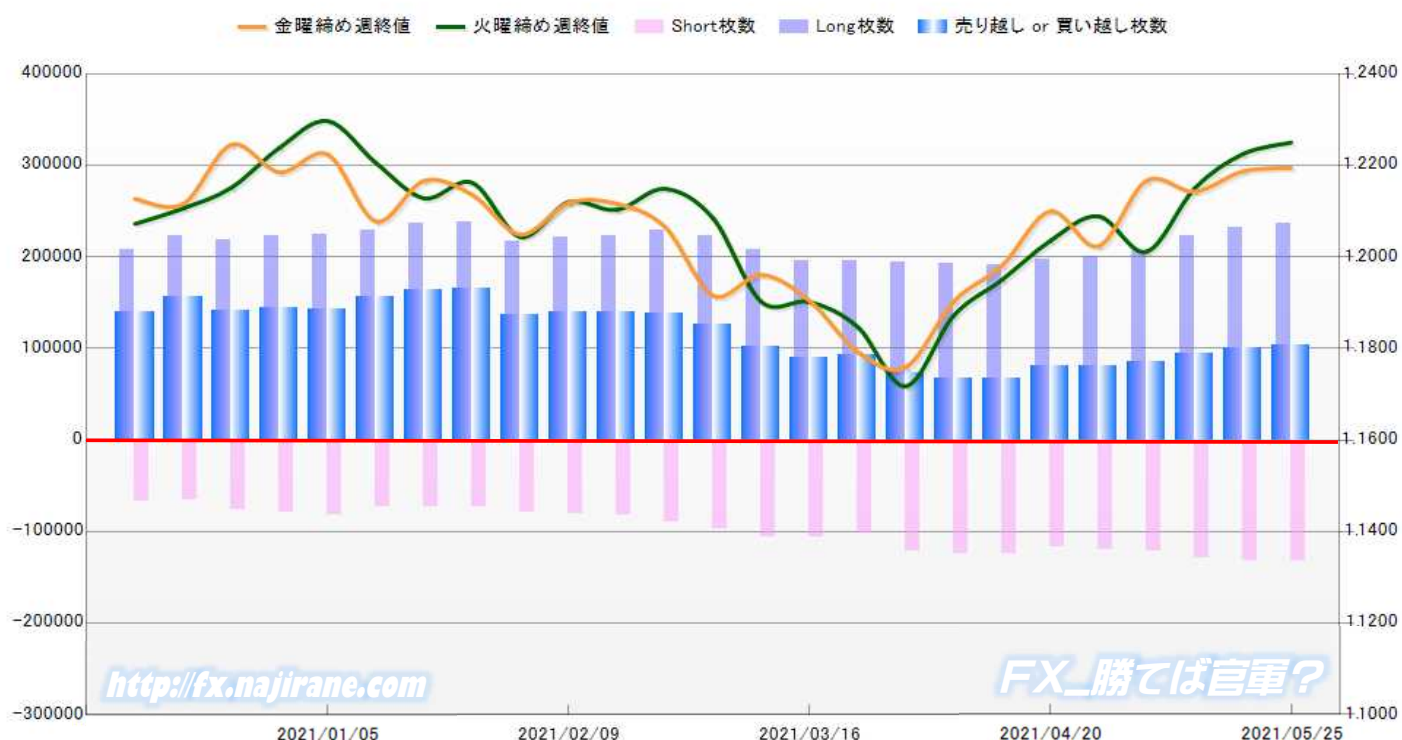
Code-099741

2020/11/24 ~ 2021/05/25

2021/05/28 NYクローズ時公表値

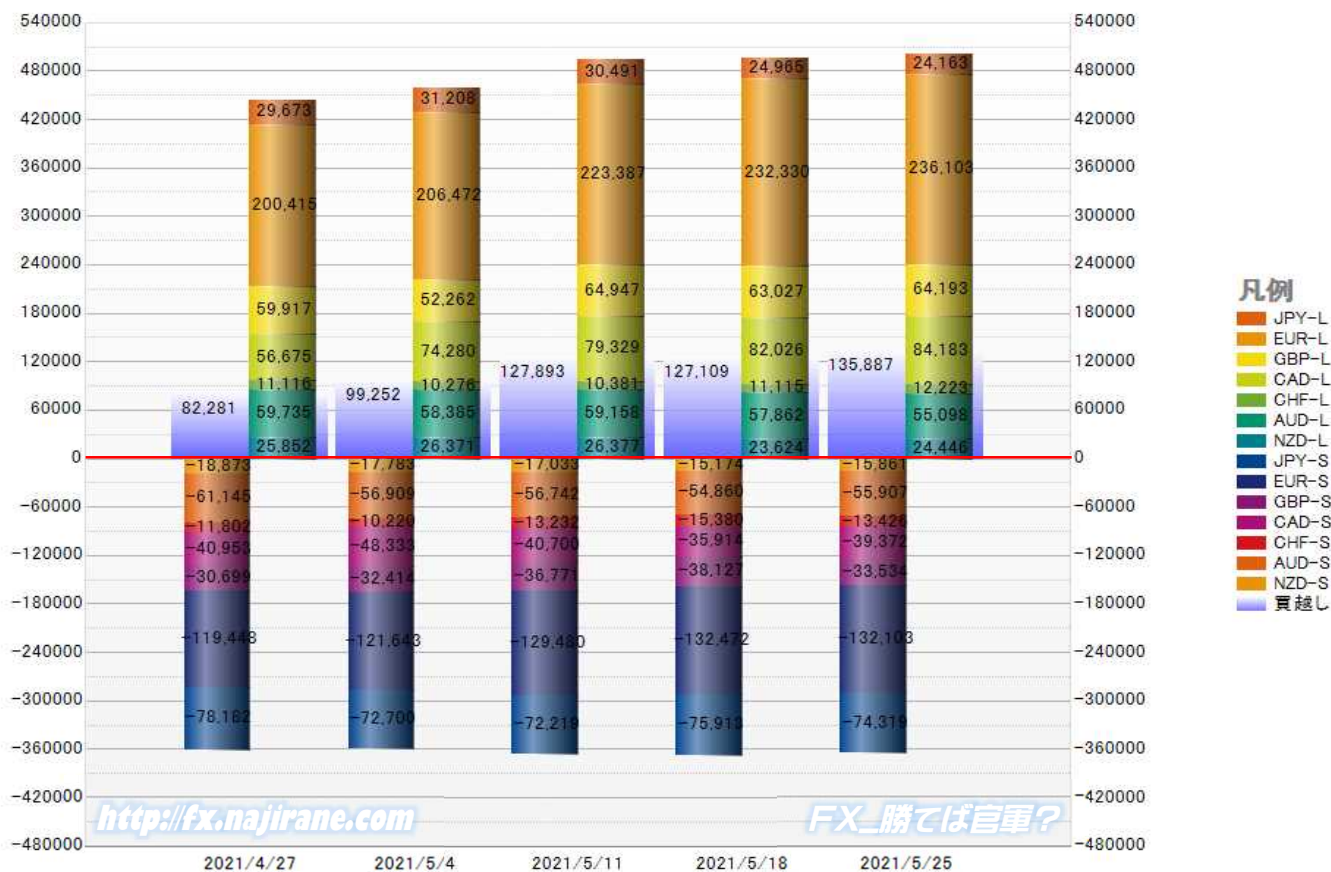
| Report_Date | Non Commercial Positions | | | | | | | | | | | 火曜日 引け値 | 金曜日 引け値 | |
|-------------|--------------------------|--------|-------|--------|-------|--------|---------|--------|--------|--------|--------|------------|------------|--------|
| | Long | 増減 | | | Short | 増減 | | | 売り越し | 増減 | | | | 売買計 |
| 2021/05/25 | 236103 | 3773 | 1.6% | 132103 | -369 | -0.3% | -104000 | 4142 | 4.1% | 368206 | 3404 | 0.9% | 1.2250 | 1.2195 |
| 2021/05/18 | 232330 | 8943 | 4.0% | 132472 | 2992 | 2.3% | -99858 | 5951 | 6.3% | 364802 | 11935 | 3.4% | 1.2225 | 1.2187 |
| 2021/05/11 | 223387 | 16915 | 8.2% | 129480 | 7837 | 6.4% | -93907 | 9078 | 10.7% | 352867 | 24752 | 7.5% | 1.2150 | 1.2143 |
| 2021/05/04 | 206472 | 6057 | 3.0% | 121643 | 2195 | 1.8% | -84829 | 3862 | 4.8% | 328115 | 8252 | 2.6% | 1.2012 | 1.2166 |
| 2021/04/27 | 200415 | 3278 | 1.7% | 119448 | 3119 | 2.7% | -80967 | 159 | 0.2% | 319863 | 6397 | 2.0% | 1.2089 | 1.2023 |
| 2021/04/20 | 197137 | 6497 | 3.4% | 116329 | -7460 | -6.0% | -80808 | 13957 | 20.9% | 313466 | -963 | -0.3% | 1.2035 | 1.2100 |
| 2021/04/13 | 190640 | -1590 | -0.8% | 123789 | -919 | -0.7% | -66851 | -671 | -1.0% | 314429 | -2509 | -0.8% | 1.1950 | 1.1981 |
| 2021/04/06 | 192230 | -2533 | -1.3% | 124708 | 3684 | 3.0% | -67522 | -6217 | -8.4% | 316938 | 1151 | 0.4% | 1.1872 | 1.1903 |
| 2021/03/30 | 194763 | -737 | -0.4% | 121024 | 18846 | 18.4% | -73739 | -19583 | -21.0% | 315787 | 18109 | 6.1% | 1.1718 | 1.1759 |
| 2021/03/23 | 195500 | -357 | -0.2% | 102178 | -3703 | -3.5% | -93322 | 3346 | 3.7% | 297678 | -4060 | -1.3% | 1.1847 | 1.1793 |
| 2021/03/16 | 195857 | -11731 | -5.7% | 105881 | 257 | 0.2% | -89976 | -11988 | -11.8% | 301738 | -11474 | -3.7% | 1.1902 | 1.1905 |
| 2021/03/09 | 207588 | -15067 | -6.8% | 105624 | 8957 | 9.3% | -101964 | -24024 | -19.1% | 313212 | -6110 | -1.9% | 1.1902 | 1.1961 |
| 2021/03/02 | 222655 | -5846 | -2.6% | 96667 | 6531 | 7.2% | -125988 | -12377 | -8.9% | 319322 | 685 | 0.2% | 1.2084 | 1.1916 |
| 2021/02/23 | 228501 | 5606 | 2.5% | 90136 | 7247 | 8.7% | -138365 | -1641 | -1.2% | 318637 | 12853 | 4.2% | 1.2149 | 1.2066 |
| 2021/02/16 | 222895 | 1952 | 0.9% | 82889 | 2168 | 2.7% | -140006 | -216 | -0.2% | 305784 | 4120 | 1.4% | 1.2103 | 1.2116 |
| 2021/02/09 | 220943 | 4056 | 1.9% | 80721 | 837 | 1.0% | -140222 | 3219 | 2.3% | 301664 | 4893 | 1.6% | 1.2120 | 1.2118 |
| 2021/02/02 | 216887 | -21212 | -8.9% | 79884 | 7129 | 9.8% | -137003 | -28341 | -17.1% | 296771 | -14083 | -4.5% | 1.2044 | 1.2049 |
| 2021/01/26 | 238099 | 1566 | 0.7% | 72755 | -312 | -0.4% | -165344 | 1878 | 1.1% | 310854 | 1254 | 0.4% | 1.2162 | 1.2136 |
| 2021/01/19 | 236533 | 7776 | 3.4% | 73067 | 200 | 0.3% | -163466 | 7576 | 4.9% | 309600 | 7976 | 2.6% | 1.2128 | 1.2166 |
| 2021/01/12 | 228757 | 3925 | 1.7% | 72867 | -8974 | -11.0% | -155890 | 12899 | 9.0% | 301624 | -5049 | -1.6% | 1.2206 | 1.2078 |
| 2021/01/05 | 224832 | 2389 | 1.1% | 81841 | 3300 | 4.2% | -142991 | -911 | -0.6% | 306673 | 5689 | 1.9% | 1.2297 | 1.2224 |
| 2020/12/21 | 222443 | 3733 | 1.7% | 78541 | 1664 | 2.2% | -143902 | 2069 | 1.5% | 300984 | 5397 | 1.8% | 1.2239 | 1.2185 |
| 2020/12/15 | 218710 | -3811 | -1.7% | 76877 | 10785 | 16.3% | -141833 | -14596 | -9.3% | 295587 | 6974 | 2.4% | 1.2151 | 1.2245 |
| 2020/12/08 | 222521 | 15219 | 7.3% | 66092 | -1316 | -2.0% | -156429 | 16535 | 11.8% | 288613 | 13903 | 5.1% | 1.2106 | 1.2116 |
| 2020/12/01 | 207302 | 948 | 0.5% | 67408 | -696 | -1.0% | -139894 | 1644 | 1.2% | 274710 | 252 | 0.1% | 1.2072 | 1.2127 |
| 2020/11/24 | 206354 | | | 68104 | | | -138250 | | | 274458 | | | 1.1892 | 1.1961 |

EURO FX - CHICAGO MERCANTILE EXCHANGE
FUTURES ONLY POSITIONS



| | 2021/04/27 | | | 2021/05/04 | | | 2021/05/11 | | | 2021/05/18 | | | 2021/05/25 | | |
|--------------------|--------------|--------|--------|------------|--------|--------|------------|--------|---------|------------|--------|---------|------------|--------|---------|
| | Long | Short | 売り越し | Long | Short | 売り越し | Long | Short | 売り越し | Long | Short | 売り越し | Long | Short | 売り越し |
| JPY | 29673 | 78182 | 48509 | 31208 | 72700 | 41492 | 30491 | 72219 | 41728 | 24965 | 75913 | 50948 | 24163 | 74319 | 50156 |
| | 前週比 枚数増減 (枚) | | | 1535 | -5482 | -7017 | -717 | -481 | 236 | -5526 | 3694 | 9220 | -802 | -1594 | -792 |
| | 前週比 枚数増減 (%) | | | 5.2% | -7.0% | -14.5% | -2.3% | -0.7% | 0.6% | -18.1% | 5.1% | 22.1% | -3.2% | -2.1% | -1.6% |
| EUR | 200415 | 119448 | -80967 | 206472 | 121643 | -84829 | 223387 | 129480 | -93907 | 232330 | 132472 | -99858 | 236103 | 132103 | -104000 |
| | 前週比 枚数増減 (枚) | | | 6057 | 2195 | 3862 | 16915 | 7837 | 9078 | 8943 | 2992 | 5951 | 3773 | -369 | 4142 |
| | 前週比 枚数増減 (%) | | | 3.0% | 1.8% | 4.8% | 8.2% | 6.4% | 10.7% | 4.0% | 2.3% | 6.3% | 1.6% | -0.3% | 4.1% |
| GBP | 59917 | 30699 | -29218 | 52262 | 32414 | -19848 | 64947 | 36771 | -28176 | 63027 | 38127 | -24900 | 64193 | 33534 | -30659 |
| | 前週比 枚数増減 (枚) | | | -7655 | 1715 | -9370 | 12685 | 4357 | 8328 | -1920 | 1356 | -3276 | 1166 | -4593 | 5759 |
| | 前週比 枚数増減 (%) | | | -12.8% | 5.6% | -32.1% | 24.3% | 13.4% | 42.0% | -3.0% | 3.7% | -11.6% | 1.9% | -12.0% | 23.1% |
| AUD | 59735 | 61145 | 1410 | 58385 | 56909 | -1476 | 59158 | 56742 | -2416 | 57862 | 54860 | -3002 | 55098 | 55907 | 809 |
| | 前週比 枚数増減 (枚) | | | -1350 | -4236 | 2886 | 773 | -167 | 940 | -1296 | -1882 | 586 | -2764 | 1047 | 3811 |
| | 前週比 枚数増減 (%) | | | -2.3% | -6.9% | 204.7% | 1.3% | -0.3% | 63.7% | -2.2% | -3.3% | 24.3% | -4.8% | 1.9% | 126.9% |
| CAD | 56675 | 40953 | -15722 | 74280 | 48333 | -25947 | 79329 | 40700 | -38629 | 82026 | 35914 | -46112 | 84183 | 39372 | -44811 |
| | 前週比 枚数増減 (枚) | | | 17605 | 7380 | 10225 | 5049 | -7633 | 12682 | 2697 | -4786 | 7483 | 2157 | 3458 | -1301 |
| | 前週比 枚数増減 (%) | | | 31.1% | 18.0% | 65.0% | 6.8% | -15.8% | 48.9% | 3.4% | -11.8% | 19.4% | 2.6% | 9.6% | -2.8% |
| CHF | 11116 | 11802 | 686 | 10276 | 10220 | -56 | 10381 | 13232 | 2851 | 11115 | 15380 | 4265 | 12223 | 13426 | 1203 |
| | 前週比 枚数増減 (枚) | | | -840 | -1582 | 742 | 105 | 3012 | 2907 | 734 | 2148 | 1414 | 1108 | -1954 | -3062 |
| | 前週比 枚数増減 (%) | | | -7.6% | -13.4% | 108.2% | 1.0% | 29.5% | 5191.1% | 7.1% | 16.2% | 49.6% | 10.0% | -12.7% | -71.8% |
| NZD | 25852 | 18873 | -6979 | 26371 | 17783 | -8588 | 26377 | 17033 | -9344 | 23624 | 15174 | -8450 | 24446 | 15861 | -8585 |
| | 前週比 枚数増減 (枚) | | | 519 | -1090 | 1609 | 6 | -750 | 756 | -2753 | -1859 | -894 | 822 | 687 | 135 |
| | 前週比 枚数増減 (%) | | | 2.0% | -5.8% | 23.1% | 0.0% | -4.2% | 8.8% | -10.4% | -10.9% | -9.6% | 3.5% | 4.5% | 1.6% |
| MXN | 75554 | 74594 | -960 | 65948 | 70394 | 4446 | 61625 | 70105 | 8480 | 62251 | 72369 | 10118 | 63868 | 72366 | 8498 |
| | 前週比 枚数増減 (枚) | | | -9606 | -4200 | 5406 | -4323 | -289 | 4034 | 626 | 2264 | 1638 | 1617 | -3 | -1620 |
| | 前週比 枚数増減 (%) | | | -12.7% | -5.6% | 563.1% | -6.6% | -0.4% | 90.7% | 1.0% | 3.2% | 19.3% | 2.6% | 0.0% | -16.0% |
| Total All 8 | 518937 | 435696 | -83241 | 525202 | 430396 | -94806 | 555695 | 436282 | -119413 | 557200 | 440209 | -116991 | 564277 | 436888 | -127389 |
| | 前週比 枚数増減 (枚) | | | 6265 | -5300 | 11565 | 30493 | 5886 | 24607 | 1505 | 3927 | -2422 | 7077 | -3321 | 10398 |
| | 前週比 枚数増減 (%) | | | 1.2% | -1.2% | 13.9% | 5.8% | 1.4% | 26.0% | 0.3% | 0.9% | -2.0% | 1.3% | -0.8% | 8.9% |
| Total 7 (MXN除く) | 443383 | 361102 | -82281 | 459254 | 360002 | -99252 | 494070 | 366177 | -127893 | 494949 | 367840 | -127109 | 500409 | 364522 | -135887 |
| | 前週比 枚数増減 (枚) | | | 15871 | -1100 | 16971 | 34816 | 6175 | 28641 | 879 | 1663 | -784 | 5460 | -3318 | 8778 |
| | 前週比 枚数増減 (%) | | | 3.6% | -0.3% | 20.6% | 7.6% | 1.7% | 28.9% | 0.2% | 0.5% | -0.6% | 1.1% | -0.9% | 6.9% |

直近5週 CFTC IMM主要7通貨の構成

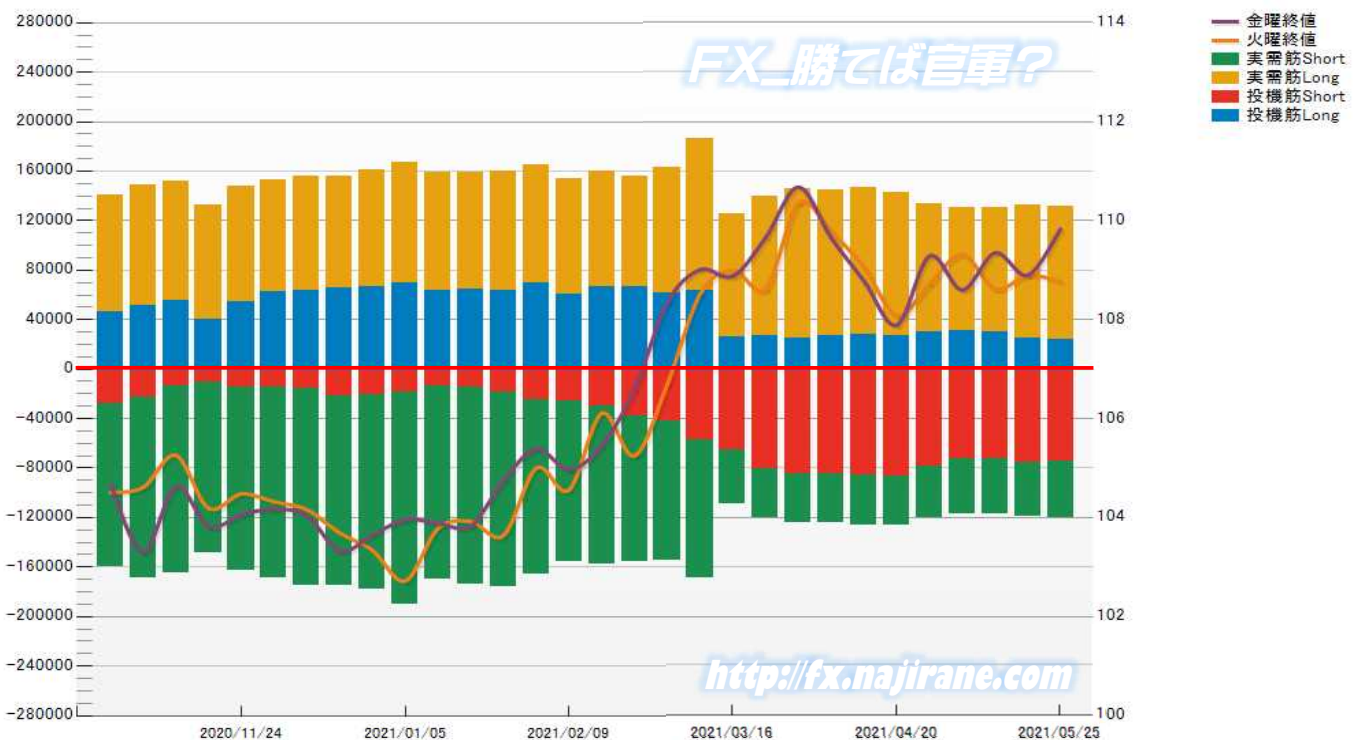


JAPANESE YEN - CHICAGO MERCANTILE EXCHANGE
FUTURES ONLY POSITIONS

Code-097741
2021/05/28 公表値

| Date | 投機筋集計 | | | | 実需筋集計 | | | | 投機筋+実需筋合計 | | | | ドル円終値 | |
|------------|-------|-------|--------|--------|--------|--------|--------|--------|-----------|--------|--------|--------|--------|--------|
| | 円買い | 円売り | 売り越し | 売買計 | 円買い | 円売り | 売り越し | 売買計 | 円買い | 円売り | 売り越し | 売買計 | 火曜締め | 金曜締め |
| 2021/05/25 | 24163 | 74319 | 50156 | 98482 | 107377 | 46024 | -61353 | 153401 | 131540 | 120343 | -11197 | 251883 | 108.77 | 109.83 |
| 2021/05/18 | 24965 | 75913 | 50948 | 100878 | 107486 | 43385 | -64101 | 150871 | 132451 | 119298 | -13153 | 251749 | 108.90 | 108.90 |
| 2021/05/11 | 30491 | 72219 | 41728 | 102710 | 99644 | 44421 | -55223 | 144065 | 130135 | 116640 | -13495 | 246775 | 108.62 | 109.35 |
| 2021/05/04 | 31208 | 72700 | 41492 | 103908 | 99092 | 44761 | -54331 | 143853 | 130300 | 117461 | -12839 | 247761 | 109.32 | 108.60 |
| 2021/04/27 | 29673 | 78182 | 48509 | 107855 | 103999 | 42071 | -61928 | 146070 | 133672 | 120253 | -13419 | 253925 | 108.72 | 109.29 |
| 2021/04/20 | 26617 | 86436 | 59819 | 113053 | 115715 | 39632 | -76083 | 155347 | 142332 | 126068 | -16264 | 268400 | 108.08 | 107.89 |
| 2021/04/13 | 27682 | 85994 | 58312 | 113676 | 119216 | 40446 | -78770 | 159662 | 146898 | 126440 | -20458 | 273338 | 109.05 | 108.78 |
| 2021/04/06 | 26794 | 84783 | 57989 | 111577 | 117846 | 39309 | -78537 | 157155 | 144640 | 124092 | -20548 | 268732 | 109.78 | 109.65 |
| 2021/03/30 | 24724 | 84205 | 59481 | 108929 | 121115 | 40234 | -80881 | 161349 | 145839 | 124439 | -21400 | 270278 | 110.36 | 110.68 |
| 2021/03/23 | 27524 | 81049 | 53525 | 108573 | 112098 | 39186 | -72912 | 151284 | 139622 | 120235 | -19387 | 259857 | 108.62 | 109.66 |
| 2021/03/16 | 26003 | 65371 | 39368 | 91374 | 99385 | 43104 | -56281 | 142489 | 125388 | 108475 | -16913 | 233863 | 109.00 | 108.88 |
| 2021/03/09 | 64027 | 57513 | -6514 | 121540 | 122099 | 111283 | -10816 | 233382 | 186126 | 168796 | -17330 | 354922 | 108.52 | 109.01 |
| 2021/03/02 | 61259 | 41989 | -19270 | 103248 | 101787 | 113100 | 11313 | 214887 | 163046 | 155089 | -7957 | 318135 | 106.70 | 108.35 |
| 2021/02/23 | 66670 | 38048 | -28622 | 104718 | 89663 | 117750 | 28087 | 207413 | 156333 | 155798 | -535 | 312131 | 105.25 | 106.60 |
| 2021/02/16 | 66732 | 29550 | -37182 | 96282 | 92764 | 128250 | 35486 | 221014 | 159496 | 157800 | -1696 | 317296 | 106.11 | 105.46 |
| 2021/02/09 | 60719 | 26101 | -34618 | 86820 | 92849 | 129722 | 36873 | 222571 | 153568 | 155823 | 2255 | 309391 | 104.56 | 104.97 |
| 2021/02/02 | 69602 | 24973 | -44629 | 94575 | 95041 | 140921 | 45880 | 235962 | 164643 | 165894 | 1251 | 330537 | 105.00 | 105.39 |
| 2021/01/26 | 63463 | 18471 | -44992 | 81934 | 96095 | 157655 | 61560 | 253750 | 159558 | 176126 | 16568 | 335684 | 103.64 | 104.75 |
| 2021/01/19 | 64143 | 14129 | -50014 | 78272 | 94924 | 159866 | 64942 | 254790 | 159067 | 173995 | 14928 | 333062 | 103.92 | 103.83 |
| 2021/01/12 | 63857 | 13337 | -50520 | 77194 | 94609 | 156406 | 61797 | 251015 | 158466 | 169743 | 11277 | 328209 | 103.78 | 103.89 |
| 2021/01/05 | 69163 | 18973 | -50190 | 88136 | 98129 | 171246 | 73117 | 269375 | 167292 | 190219 | 22927 | 357511 | 102.72 | 103.96 |
| 2020/12/21 | 66970 | 20877 | -46093 | 87847 | 93605 | 156671 | 63066 | 250276 | 160575 | 177548 | 16973 | 338123 | 103.34 | 103.65 |
| 2020/12/15 | 65376 | 21413 | -43963 | 86789 | 90761 | 153874 | 63113 | 244635 | 156137 | 175287 | 19150 | 331424 | 103.69 | 103.32 |
| 2020/12/08 | 63585 | 15419 | -48166 | 79004 | 92587 | 159561 | 66974 | 252148 | 156172 | 174980 | 18808 | 331152 | 104.16 | 104.04 |
| 2020/12/01 | 62449 | 14946 | -47503 | 77395 | 90038 | 153443 | 63405 | 243481 | 152487 | 168389 | 15902 | 320876 | 104.32 | 104.17 |
| 2020/11/24 | 54472 | 14230 | -40242 | 68702 | 93462 | 148259 | 54797 | 241721 | 147934 | 162489 | 14555 | 310423 | 104.48 | 104.06 |
| 2020/11/17 | 40313 | 10646 | -29667 | 50959 | 92697 | 137577 | 44880 | 230274 | 133010 | 148223 | 15213 | 281233 | 104.19 | 103.82 |
| 2020/11/10 | 55644 | 13750 | -41894 | 69394 | 96135 | 151491 | 55356 | 247626 | 151779 | 165241 | 13462 | 317020 | 105.26 | 104.63 |
| 2020/11/03 | 51012 | 22914 | -28098 | 73926 | 97895 | 145570 | 47675 | 243465 | 148907 | 168484 | 19577 | 317391 | 104.61 | 103.30 |
| 2020/10/27 | 46131 | 28238 | -17893 | 74369 | 94605 | 131414 | 36809 | 226019 | 140736 | 159652 | 18916 | 300388 | 104.51 | 104.67 |

JAPANESE YEN - CHICAGO MERCANTILE EXCHANGE
FUTURES ONLY POSITIONS Code-097741

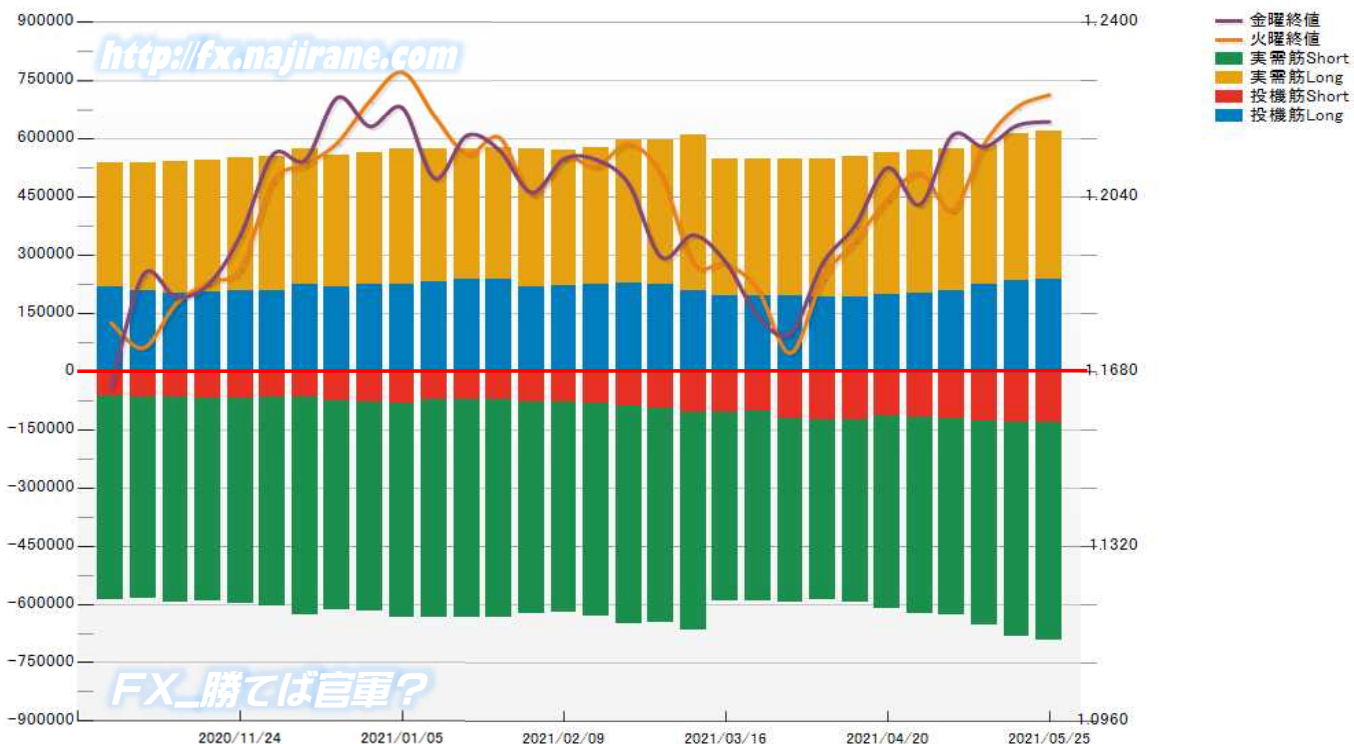


EURO FX - CHICAGO MERCANTILE EXCHANGE
FUTURES ONLY POSITIONS

Code-099741
2021/05/28 公表値

| Date | 投機筋集計 | | | | 実需筋集計 | | | | 投機筋+実需筋合計 | | | | ユーロドル終値 | |
|------------|--------|--------|---------|--------|--------|--------|--------|--------|-----------|--------|-------|---------|---------|--------|
| | EUR買い | EUR売り | 売り越し | 売買計 | EUR買い | EUR売り | 売り越し | 売買計 | EUR買い | EUR売り | 売り越し | 売買計 | 火曜締め | 金曜締め |
| 2021/05/25 | 236103 | 132103 | -104000 | 368206 | 381869 | 561735 | 179866 | 943604 | 617972 | 693838 | 75866 | 1311810 | 1.2250 | 1.2195 |
| 2021/05/18 | 232330 | 132472 | -99858 | 364802 | 378241 | 551145 | 172904 | 929386 | 610571 | 683617 | 73046 | 1294188 | 1.2225 | 1.2187 |
| 2021/05/11 | 223387 | 129480 | -93907 | 352867 | 357792 | 522697 | 164905 | 880489 | 581179 | 652177 | 70998 | 1233356 | 1.2150 | 1.2143 |
| 2021/05/04 | 206472 | 121643 | -84829 | 328115 | 364947 | 507105 | 142158 | 872052 | 571419 | 628748 | 57329 | 1200167 | 1.2012 | 1.2166 |
| 2021/04/27 | 200415 | 119448 | -80967 | 319863 | 368662 | 504495 | 135833 | 873157 | 569077 | 623943 | 54866 | 1193020 | 1.2089 | 1.2023 |
| 2021/04/20 | 197137 | 116329 | -80808 | 313466 | 365754 | 494986 | 129232 | 860740 | 562891 | 611315 | 48424 | 1174206 | 1.2035 | 1.2100 |
| 2021/04/13 | 190640 | 123789 | -66851 | 314429 | 361380 | 471014 | 109634 | 832394 | 552020 | 594803 | 42783 | 1146823 | 1.1950 | 1.1981 |
| 2021/04/06 | 192230 | 124708 | -67522 | 316938 | 354401 | 464142 | 109741 | 818543 | 546631 | 588850 | 42219 | 1135481 | 1.1872 | 1.1903 |
| 2021/03/30 | 194763 | 121024 | -73739 | 315787 | 351292 | 472620 | 121328 | 823912 | 546055 | 593644 | 47589 | 1139699 | 1.1718 | 1.1759 |
| 2021/03/23 | 195500 | 102178 | -93322 | 297678 | 350520 | 488553 | 138033 | 839073 | 546020 | 590731 | 44711 | 1136751 | 1.1847 | 1.1793 |
| 2021/03/16 | 195857 | 105881 | -89976 | 301738 | 349395 | 484374 | 134979 | 833769 | 545252 | 590255 | 45003 | 1135507 | 1.1902 | 1.1905 |
| 2021/03/09 | 207588 | 105624 | -101964 | 313212 | 402394 | 559836 | 157442 | 962230 | 609982 | 665460 | 55478 | 1275442 | 1.1902 | 1.1961 |
| 2021/03/02 | 222655 | 96667 | -125988 | 319322 | 374362 | 550290 | 175928 | 924652 | 597017 | 646957 | 49940 | 1243974 | 1.2084 | 1.1916 |
| 2021/02/23 | 228501 | 90136 | -138365 | 318637 | 366500 | 560917 | 194417 | 927417 | 595001 | 651053 | 56052 | 1246054 | 1.2149 | 1.2066 |
| 2021/02/16 | 222895 | 82889 | -140006 | 305784 | 352756 | 546512 | 193756 | 899268 | 575651 | 629401 | 53750 | 1205052 | 1.2103 | 1.2116 |
| 2021/02/09 | 220943 | 80721 | -140222 | 301664 | 349377 | 541364 | 191987 | 890741 | 570320 | 622085 | 51765 | 1192405 | 1.2120 | 1.2118 |
| 2021/02/02 | 216887 | 79884 | -137003 | 296771 | 354432 | 543240 | 188808 | 897672 | 571319 | 623124 | 51805 | 1194443 | 1.2044 | 1.2049 |
| 2021/01/26 | 238099 | 72755 | -165344 | 310854 | 339228 | 559856 | 220628 | 899084 | 577327 | 632611 | 55284 | 1209938 | 1.2162 | 1.2136 |
| 2021/01/19 | 236533 | 73067 | -163466 | 309600 | 337268 | 559646 | 222378 | 896914 | 573801 | 632713 | 58912 | 1206514 | 1.2128 | 1.2166 |
| 2021/01/12 | 228757 | 72867 | -155890 | 301624 | 345185 | 560987 | 215802 | 906172 | 573942 | 633854 | 59912 | 1207796 | 1.2206 | 1.2078 |
| 2021/01/05 | 224832 | 81841 | -142991 | 306673 | 349449 | 550714 | 201265 | 900163 | 574281 | 632555 | 58274 | 1206836 | 1.2297 | 1.2224 |
| 2020/12/21 | 222443 | 78541 | -143902 | 300984 | 339342 | 538743 | 199401 | 878085 | 561785 | 617284 | 55499 | 1179069 | 1.2239 | 1.2185 |
| 2020/12/15 | 218710 | 76877 | -141833 | 295587 | 338345 | 537607 | 199262 | 875952 | 557055 | 614484 | 57429 | 1171539 | 1.2151 | 1.2245 |
| 2020/12/08 | 222521 | 66092 | -156429 | 288613 | 349005 | 562077 | 213072 | 911082 | 571526 | 628169 | 56643 | 1199695 | 1.2106 | 1.2116 |
| 2020/12/01 | 207302 | 67408 | -139894 | 274710 | 345848 | 536756 | 190908 | 882604 | 553150 | 604164 | 51014 | 1157314 | 1.2072 | 1.2127 |
| 2020/11/24 | 206354 | 68104 | -138250 | 274458 | 342250 | 530912 | 188662 | 873162 | 548604 | 599016 | 50412 | 1147620 | 1.1892 | 1.1961 |
| 2020/11/17 | 203551 | 69591 | -133960 | 273142 | 338363 | 522088 | 183725 | 860451 | 541914 | 591679 | 49765 | 1133593 | 1.1863 | 1.1859 |
| 2020/11/10 | 202374 | 67087 | -135287 | 269461 | 339154 | 526728 | 187574 | 865882 | 541528 | 593815 | 52287 | 1135343 | 1.1819 | 1.1834 |
| 2020/11/03 | 208237 | 67888 | -140349 | 276125 | 329671 | 516373 | 186702 | 846044 | 537908 | 584261 | 46353 | 1122169 | 1.1728 | 1.1880 |
| 2020/10/27 | 217443 | 61888 | -155555 | 279331 | 320086 | 526904 | 206818 | 846990 | 537529 | 588792 | 51263 | 1126321 | 1.1780 | 1.1647 |

EURO FX - CHICAGO MERCANTILE EXCHANGE
FUTURES ONLY POSITIONS Code-099741



Bitcoin/USD 及び CME Futures (当月及び限月別)

※取引単位=5ビットコイン
(CME CFビットコイン参考基準レート=BRRを対象)

| Bitcoin/USD | | | | | CME Futures | | CME Futures | | CME Futures | | CME Futures | | CME Futures | | CME Futures | |
|-------------|-------|-------|-------|-------|-------------|--------|-------------|--------|-------------|--------|-------------|--------|-------------|--------|-------------|--------|
| | | | | | 2021/05 | | 2021/06 | | 2021/07 | | 2021/08 | | 2021/09 | | 2021/12 | |
| Date | Open | High | Low | Close | Close2 | Volume | Close | Volume | Close | Volume | Close | Volume | Close | Volume | Close | Volume |
| 2021/2/18 | 52143 | 52540 | 50909 | 51840 | 52340 | 8340 | 54730 | 88 | 55375 | 26 | 56025 | 0 | 0 | 0 | 0 | 0 |
| 2021/2/19 | 51875 | 55710 | 50798 | 55353 | 55530 | 11457 | 58535 | 237 | 59090 | 74 | 59900 | 4 | 0 | 0 | 0 | 0 |
| 2021/2/22 | 57856 | 57587 | 48391 | 54151 | 53720 | 18519 | 56355 | 158 | 57200 | 31 | 58010 | 0 | 0 | 0 | 0 | 0 |
| 2021/2/23 | 54157 | 54330 | 45055 | 48685 | 47690 | 18212 | 49450 | 461 | 50015 | 143 | 50605 | 5 | 0 | 0 | 0 | 0 |
| 2021/2/24 | 48697 | 51345 | 47041 | 48797 | 49135 | 8076 | 51090 | 283 | 51720 | 80 | 52590 | 1 | 0 | 0 | 0 | 0 |
| 2021/2/25 | 48885 | 52051 | 47490 | 48165 | 49120 | 7065 | 50580 | 108 | 51345 | 50 | 52130 | 0 | 0 | 0 | 0 | 0 |
| 2021/2/26 | 48126 | 48436 | 44256 | 46234 | 47002 | 10550 | 47615 | 243 | 48200 | 171 | 49055 | 2 | 49910 | 0 | 0 | 0 |
| 2021/3/1 | 45271 | 49488 | 44976 | 49138 | 48870 | 7199 | 49855 | 203 | 50365 | 172 | 51165 | 19 | 51960 | 0 | 0 | 0 |
| 2021/3/2 | 49169 | 50218 | 47099 | 47819 | 47820 | 5993 | 49010 | 451 | 49500 | 163 | 50160 | 25 | 50920 | 0 | 0 | 0 |
| 2021/3/3 | 47845 | 52601 | 47790 | 50618 | 50900 | 6344 | 52055 | 320 | 52670 | 103 | 53385 | 16 | 54145 | 0 | 0 | 0 |
| 2021/3/4 | 50602 | 51773 | 47540 | 48251 | 48310 | 11795 | 49435 | 367 | 49910 | 237 | 50410 | 38 | 51170 | 4 | 0 | 0 |
| 2021/3/5 | 48251 | 49463 | 46382 | 49254 | 49555 | 8929 | 50540 | 345 | 51025 | 263 | 51465 | 16 | 52225 | 4 | 0 | 0 |
| 2021/3/8 | 50515 | 51978 | 49358 | 51605 | 52145 | 7528 | 53275 | 253 | 53725 | 104 | 54195 | 39 | 54995 | 2 | 0 | 0 |
| 2021/3/9 | 51602 | 54870 | 51602 | 54777 | 54720 | 5572 | 55915 | 216 | 56365 | 60 | 56835 | 39 | 57635 | 0 | 0 | 0 |
| 2021/3/10 | 54807 | 57379 | 53079 | 56928 | 56620 | 7098 | 57930 | 247 | 58515 | 60 | 59100 | 1 | 59885 | 2 | 0 | 0 |
| 2021/3/11 | 56941 | 58025 | 54342 | 57924 | 57955 | 7793 | 59230 | 257 | 59875 | 85 | 60495 | 0 | 61280 | 1 | 0 | 0 |
| 2021/3/12 | 57954 | 58143 | 55127 | 56750 | 57075 | 7966 | 58540 | 899 | 59280 | 205 | 59945 | 1 | 60730 | 0 | 0 | 0 |
| 2021/3/15 | 60208 | 60716 | 54945 | 56107 | 56900 | 10372 | 58330 | 460 | 59035 | 151 | 59705 | 17 | 60490 | 0 | 0 | 0 |
| 2021/3/16 | 56148 | 56818 | 53328 | 56338 | 55910 | 7097 | 57345 | 312 | 58050 | 85 | 58705 | 16 | 59490 | 0 | 0 | 0 |
| 2021/3/17 | 56309 | 58955 | 54188 | 58326 | 57980 | 7704 | 59390 | 258 | 60075 | 129 | 60715 | 41 | 61500 | 0 | 0 | 0 |
| 2021/3/18 | 58357 | 60071 | 57045 | 57740 | 57365 | 9656 | 58805 | 371 | 59465 | 166 | 60140 | 15 | 60925 | 0 | 0 | 0 |
| 2021/3/19 | 57697 | 59442 | 56306 | 58411 | 58975 | 6553 | 60430 | 274 | 61040 | 136 | 61725 | 1 | 62510 | 0 | 0 | 0 |
| 2021/3/22 | 57637 | 58408 | 53824 | 54618 | 55605 | 7201 | 56750 | 777 | 57525 | 166 | 58210 | 0 | 58975 | 0 | 0 | 0 |
| 2021/3/23 | 54576 | 55835 | 52991 | 54407 | 54985 | 8663 | 55900 | 1032 | 56560 | 279 | 57200 | 27 | 57600 | 1 | 0 | 0 |
| 2021/3/24 | 54395 | 57192 | 51765 | 52684 | 54645 | 8667 | 55520 | 661 | 56130 | 238 | 56680 | 22 | 57250 | 21 | 0 | 0 |
| 2021/3/25 | 52596 | 53143 | 50454 | 51741 | 52195 | 11144 | 52935 | 1083 | 53460 | 313 | 53850 | 23 | 54435 | 5 | 0 | 0 |
| 2021/3/26 | 51757 | 54274 | 51274 | 54010 | 53346 | 5439 | 54645 | 1293 | 55190 | 348 | 55715 | 80 | 56320 | 105 | 56925 | 0 |
| 2021/3/29 | 55142 | 58377 | 54924 | 57537 | 58210 | 7078 | 58695 | 883 | 59165 | 130 | 59700 | 103 | 60100 | 44 | 60705 | 1 |
| 2021/3/30 | 57554 | 59382 | 57058 | 58754 | 59705 | 4634 | 60215 | 360 | 60690 | 126 | 61130 | 24 | 61600 | 8 | 61945 | 1 |
| 2021/3/31 | 58758 | 59812 | 57026 | 58962 | 59285 | 6924 | 59900 | 394 | 60445 | 112 | 60890 | 49 | 61355 | 7 | 61700 | 0 |
| 2021/4/1 | 58948 | 59471 | 58001 | 58737 | 59615 | 4326 | 60130 | 257 | 60640 | 66 | 61045 | 13 | 61490 | 14 | 61860 | 0 |
| 2021/4/5 | 58116 | 59210 | 56838 | 58668 | 59840 | 5908 | 60430 | 373 | 60985 | 132 | 61495 | 19 | 61940 | 0 | 62310 | 1 |
| 2021/4/6 | 58675 | 59460 | 57386 | 57947 | 58735 | 5272 | 59270 | 498 | 59775 | 112 | 60270 | 21 | 60615 | 15 | 60990 | 1 |
| 2021/4/7 | 57927 | 58624 | 55497 | 56224 | 56310 | 11417 | 56670 | 3141 | 57085 | 644 | 57505 | 94 | 58000 | 18 | 58390 | 0 |
| 2021/4/8 | 56186 | 58143 | 55726 | 57677 | 58155 | 4605 | 58545 | 546 | 58960 | 135 | 59375 | 16 | 59870 | 6 | 60250 | 0 |
| 2021/4/9 | 57677 | 58882 | 57574 | 58377 | 58760 | 3954 | 59145 | 541 | 59600 | 176 | 60050 | 25 | 60545 | 1 | 60995 | 0 |
| 2021/4/12 | 59545 | 61207 | 59425 | 60017 | 60545 | 6628 | 61000 | 914 | 61400 | 350 | 61740 | 33 | 62335 | 11 | 62725 | 0 |
| 2021/4/13 | 60002 | 63682 | 59823 | 63111 | 63685 | 7145 | 64135 | 1025 | 64655 | 352 | 65200 | 59 | 65420 | 20 | 65810 | 0 |
| 2021/4/14 | 63139 | 64830 | 61365 | 62826 | 62400 | 8430 | 62885 | 1281 | 63285 | 344 | 63670 | 31 | 64270 | 4 | 64660 | 0 |
| 2021/4/15 | 62810 | 63792 | 62042 | 63436 | 63840 | 4886 | 64305 | 636 | 64840 | 123 | 65195 | 3 | 65795 | 0 | 66185 | 0 |
| 2021/4/16 | 63460 | 63585 | 60071 | 61831 | 61980 | 6631 | 62380 | 1021 | 62850 | 247 | 63295 | 40 | 63740 | 4 | 64110 | 2 |
| 2021/4/19 | 65354 | 67564 | 64336 | 66338 | 66045 | 10366 | 66535 | 2444 | 66980 | 530 | 67465 | 149 | 67835 | 40 | 68580 | 5 |
| 2021/4/20 | 66338 | 67084 | 63482 | 67016 | 66715 | 9193 | 67080 | 1324 | 67480 | 182 | 68025 | 40 | 68480 | 4 | 69225 | 0 |
| 2021/4/21 | 67016 | 67091 | 64374 | 64837 | 65610 | 5859 | 65970 | 978 | 66375 | 196 | 66870 | 35 | 67395 | 9 | 67990 | 0 |
| 2021/4/22 | 64816 | 65454 | 60554 | 61728 | 62860 | 13161 | 63065 | 2669 | 63475 | 580 | 63990 | 70 | 64525 | 39 | 65100 | 40 |
| 2021/4/23 | 61698 | 62195 | 47535 | 50963 | 50845 | 10381 | 51045 | 3689 | 51345 | 510 | 51840 | 104 | 52280 | 14 | 52855 | 0 |
| 2021/4/26 | 47694 | 54380 | 47601 | 53379 | 54070 | 8341 | 54325 | 2992 | 54545 | 271 | 54975 | 75 | 55480 | 14 | 56035 | 11 |
| 2021/4/27 | 53385 | 55469 | 52960 | 55353 | 54790 | 5136 | 54975 | 2610 | 55225 | 344 | 55595 | 32 | 56070 | 7 | 56605 | 5 |
| 2021/4/28 | 55325 | 56433 | 53914 | 54828 | 55410 | 6400 | 55695 | 4383 | 55940 | 169 | 56305 | 40 | 56720 | 13 | 57160 | 1 |
| 2021/4/29 | 54858 | 55209 | 52408 | 53353 | 52900 | 5604 | 53010 | 3907 | 53265 | 201 | 53590 | 19 | 54120 | 21 | 54560 | 0 |
| 2021/4/30 | 53339 | 57372 | 53104 | 57081 | 56128 | 6071 | 57315 | 6071 | 57545 | 577 | 57945 | 105 | 58560 | 35 | 58840 | 33 |
| 2021/5/3 | 56702 | 58948 | 56309 | 57136 | 57765 | 5621 | 57765 | 5621 | 58095 | 609 | 58475 | 144 | 59045 | 39 | 59520 | 44 |
| 2021/5/4 | 57130 | 57475 | 53345 | 54386 | 54515 | 8065 | 54515 | 8065 | 54745 | 918 | 55035 | 182 | 55460 | 13 | 55850 | 14 |
| 2021/5/5 | 54386 | 57924 | 53034 | 56825 | 57295 | 6056 | 57295 | 6056 | 57575 | 665 | 57960 | 41 | 58420 | 6 | 58900 | 6 |
| 2021/5/6 | 56844 | 58374 | 55350 | 56382 | 56180 | 5933 | 56180 | 5933 | 56480 | 454 | 56855 | 75 | 57355 | 9 | 57935 | 5 |
| 2021/5/7 | 56386 | 58675 | 55346 | 57657 | 57760 | 4969 | 57760 | 4969 | 57990 | 599 | 58355 | 169 | 58840 | 78 | 59375 | 17 |
| 2021/5/10 | 58102 | 59581 | 54292 | 55766 | 55705 | 7951 | 55705 | 7951 | 55940 | 614 | 56435 | 173 | 56890 | 71 | 57460 | 8 |
| 2021/5/11 | 57577 | 56922 | 54543 | 56580 | 56805 | 5353 | 56805 | 5353 | 57010 | 487 | 57340 | 98 | 57725 | 52 | 58335 | 11 |
| 2021/5/12 | 56571 | 57995 | 53619 | 54564 | 54445 | 8665 | 54445 | 8665 | 54645 | 636 | 54865 | 96 | 55270 | 61 | 55820 | 27 |
| 2021/5/13 | 54579 | 54774 | 47054 | 49598 | 48365 | 14808 | 48365 | 8665 | 48485 | 636 | 48760 | 96 | 49085 | 61 | 49530 | 27 |
| 2021/5/14 | 49593 | 51520 | 48475 | 50193 | 50190 | 5432 | 50190 | 14808 | 50305 | 1589 | 50505 | 256 | 50730 | 155 | 51120 | 42 |
| 2021/5/17 | 45245 | 46611 | 42173 | 43607 | 44060 | 11148 | 44060 | 5432 | 44100 | 641 | 44220 | 207 | 44475 | 38 | 44865 | 10 |
| 2021/5/18 | 43548 | 45794 | 42499 | 42996 | 43150 | 8310 | 43150 | 8310 | 43240 | 884 | 43340 | 195 | 43615 | 63 | 44005 | 5 |
| 2021/5/19 | 43011 | 43550 | 40108 | 38742 | 39340 | 26734 | 39340 | 26734 | 39500 | 4335 | 39560 | 1042 | 39715 | 219 | 39815 | 22 |
| 2021/5/20 | 38873 | 42503 | 35021 | 40700 | 40320 | 13391 | 40320 | 13391 | 40350 | 1522 | 40365 | 366 | 40420 | 161 | 40610 | 34 |
| 2021/5/21 | 40705 | 42210 | 35630 | 36187 | 36085 | 12908 | 36085 | 12908 | 36190 | 2502 | 36120 | 629 | 36290 | 305 | 36390 | 64 |
| 2021/5/24 | 34058 | 39882 | 33714 | 38697 | 39750 | 10870 | 39750 | 10870 | 39770 | 3060 | 39920 | 572 | 39840 | 256 | 39925 | 19 |
| 2021/5/25 | 38641 | 39834 | 36538 | 38007 | 37330 | 8766 | 37330 | 8766 | 37370 | 3711 | 37475 | 480 | 37805 | 211 | 38050 | 70 |
| 2021/5/26 | 37984 | 40845 | 37867 | 39111 | 38545 | 9284 | 38545 | 9284 | 38610 | 4014 | 38740 | 334 | 38915 | 111 | 39205 | 50 |



| Date | BTC(BitCoin)/JPY | | | | | ETH(Ethereum)/JPY | | | | | XRP(Ripple)/JPY | | | | |
|-----------|------------------|------------|------------|------------|-------------|-------------------|-----------|-----------|-----------|------------|-----------------|----------|----------|----------|------------|
| | Open | High | Low | Close | Volume | Open | High | Low | Close | Volume | Open | High | Low | Close | Volume |
| 2021/3/29 | 6142464.00 | 6396534.00 | 6034008.50 | 6343224.00 | 6329536.85 | 185682.09 | 201686.50 | 184713.81 | 199872.38 | 2503952.51 | 60.4548 | 62.5956 | 60.1373 | 62.3744 | 389890.03 |
| 2021/3/30 | 6343224.00 | 6557940.50 | 6294140.00 | 6499116.50 | 6002334.12 | 199848.36 | 205334.67 | 197185.25 | 203633.03 | 2483348.93 | 62.3597 | 64.4367 | 61.9768 | 62.5293 | 422658.00 |
| 2021/3/31 | 6500504.50 | 6634521.50 | 6389997.00 | 6525806.50 | 7257038.58 | 203640.14 | 215681.56 | 198475.48 | 212476.38 | 3347909.53 | 62.5265 | 64.1669 | 60.2783 | 63.5614 | 537156.41 |
| 2021/4/1 | 6526663.00 | 6598826.50 | 6480366.50 | 6536843.50 | 6821493.44 | 212564.45 | 220039.22 | 211496.50 | 218715.17 | 3419560.24 | 63.5712 | 65.9852 | 61.8966 | 64.0780 | 522653.67 |
| 2021/4/2 | 6537183.00 | 6668444.00 | 6513144.00 | 6574170.00 | 6501497.17 | 218677.09 | 238288.27 | 216924.41 | 237266.86 | 3859471.71 | 64.0855 | 68.3476 | 63.5450 | 68.2576 | 598347.10 |
| 2021/4/3 | 6575620.00 | 6654537.50 | 6377067.50 | 6377067.50 | 6602624.86 | 237230.36 | 237459.14 | 224557.52 | 224557.52 | 3543851.20 | 68.2808 | 72.3295 | 65.0669 | 65.4175 | 748146.99 |
| 2021/4/4 | 6377172.50 | 6522076.00 | 6328887.00 | 6503397.00 | 5616972.50 | 224474.36 | 233627.73 | 222198.33 | 231666.84 | 2878399.63 | 65.4169 | 71.6075 | 64.5427 | 71.5800 | 510666.32 |
| 2021/4/5 | 6503653.50 | 6593388.00 | 6384452.00 | 6507824.00 | 6689466.99 | 231682.09 | 235699.45 | 224901.98 | 232262.50 | 3183437.57 | 71.5770 | 103.2087 | 70.1177 | 101.4306 | 2910796.47 |
| 2021/4/6 | 6520392.00 | 6558663.00 | 6334606.00 | 6388531.50 | 7252048.49 | 232453.48 | 237241.75 | 226040.70 | 232562.00 | 3208173.89 | 101.0389 | 122.7075 | 90.9186 | 120.3513 | 4057049.99 |
| 2021/4/7 | 6387889.50 | 6444169.00 | 6108602.50 | 6157340.00 | 8310128.29 | 232490.59 | 234342.31 | 213724.33 | 216535.66 | 3967607.23 | 120.4920 | 121.3358 | 95.5362 | 100.8017 | 2410490.18 |
| 2021/4/8 | 6162940.00 | 6377198.50 | 6138811.00 | 6376383.00 | 5800218.88 | 216322.08 | 228630.52 | 215222.19 | 228337.48 | 2767389.60 | 100.9642 | 117.2703 | 99.3609 | 115.0947 | 1409044.59 |
| 2021/4/9 | 6376668.00 | 6462249.00 | 633950.00 | 6387438.00 | 5116443.26 | 228359.20 | 230728.19 | 225332.73 | 227237.81 | 2172734.67 | 115.1669 | 118.7846 | 108.1241 | 111.9500 | 1122450.79 |
| 2021/4/10 | 6388400.00 | 6719905.50 | 6364814.50 | 6556926.00 | 6386430.68 | 227128.44 | 240933.58 | 226215.58 | 234227.42 | 2739991.47 | 111.8892 | 152.4227 | 110.6121 | 150.7185 | 2801571.19 |
| 2021/4/11 | 6562737.50 | 6662922.50 | 6501719.00 | 6605839.50 | 5077985.01 | 232502.97 | 237523.67 | 232464.47 | 236743.53 | 2160747.21 | 150.4610 | 163.6206 | 140.5260 | 149.2808 | 2328846.28 |
| 2021/4/12 | 6602655.00 | 6703831.50 | 6513654.00 | 6550636.50 | 5668581.24 | 236711.13 | 240747.95 | 230931.34 | 233984.27 | 2376416.95 | 148.5647 | 160.7835 | 145.2496 | 160.5284 | 1445514.87 |
| 2021/4/13 | 6550261.00 | 6602697.00 | 6548845.00 | 6916987.00 | 7622807.80 | 233985.47 | 252949.85 | 233925.27 | 250434.44 | 3208505.92 | 160.7849 | 206.0192 | 155.9233 | 195.4080 | 3390073.13 |
| 2021/4/14 | 6919298.00 | 7063689.00 | 6706518.00 | 6871005.00 | 8432485.06 | 250451.86 | 266891.00 | 248769.91 | 265119.63 | 3875133.01 | 195.4349 | 214.0570 | 172.1273 | 200.2449 | 3160158.11 |
| 2021/4/15 | 6867249.00 | 6940543.00 | 6770131.50 | 6881790.00 | 6625314.60 | 265224.00 | 276640.72 | 262270.80 | 273810.28 | 3513567.18 | 200.0321 | 205.0070 | 180.4436 | 191.9591 | 1674305.09 |
| 2021/4/16 | 6875756.50 | 6915006.00 | 6549314.00 | 6698195.00 | 9169813.81 | 275337.00 | 276922.25 | 252329.81 | 264559.28 | 3937682.41 | 191.2240 | 196.5964 | 157.6601 | 169.4355 | 2240326.19 |
| 2021/4/17 | 669351.50 | 6806913.50 | 6566409.50 | 6601489.50 | 7194904.92 | 263435.44 | 271678.03 | 253869.69 | 255089.41 | 3519173.97 | 168.9460 | 189.3433 | 167.6924 | 169.7105 | 1578158.71 |
| 2021/4/18 | 6603454.50 | 6642135.50 | 6574589.50 | 6112133.00 | 10597351.93 | 255258.81 | 257326.61 | 218870.17 | 243233.84 | 5511988.04 | 169.6071 | 171.7244 | 172.7859 | 152.8678 | 2493504.06 |
| 2021/4/19 | 619458.00 | 6522358.00 | 5876266.50 | 6024127.50 | 5096171.99 | 254331.23 | 247381.19 | 225332.73 | 230478.00 | 3682161.17 | 156.2939 | 166.2980 | 136.0030 | 142.1642 | 1922450.51 |
| 2021/4/20 | 6019536.00 | 6167848.00 | 5791407.50 | 6104142.00 | 7333799.50 | 233718.63 | 253561.31 | 232328.58 | 251871.33 | 4262345.49 | 141.6136 | 156.2791 | 128.2380 | 149.5201 | 1682101.40 |
| 2021/4/21 | 6103936.00 | 6126427.00 | 5800570.00 | 5824243.00 | 5934504.65 | 251973.92 | 266994.53 | 241965.22 | 255497.84 | 4202820.59 | 149.8290 | 157.4219 | 138.5759 | 140.7911 | 1355420.84 |
| 2021/4/22 | 5818950.50 | 5992380.50 | 5460194.00 | 5589692.00 | 8077336.59 | 254754.41 | 285610.66 | 249992.84 | 259552.39 | 5785541.94 | 139.5723 | 152.9298 | 120.7981 | 125.2314 | 1608967.69 |
| 2021/4/23 | 5587266.00 | 5622540.00 | 5149509.50 | 5514281.50 | 9353714.86 | 259306.28 | 263185.78 | 228477.27 | 255090.02 | 5980548.14 | 124.9568 | 128.8133 | 97.2739 | 126.2355 | 2183960.89 |
| 2021/4/24 | 59159632.00 | 5622258.50 | 5266334.00 | 5400739.00 | 5288909.06 | 254795.95 | 255538.42 | 234733.21 | 238645.48 | 3437230.36 | 126.2927 | 126.3028 | 116.5397 | 113.1606 | 926503.33 |
| 2021/4/25 | 5400951.00 | 5449852.00 | 5090218.00 | 5286721.00 | 4975247.96 | 238946.33 | 254017.70 | 234493.14 | 249862.23 | 3432224.89 | 113.2452 | 124.4171 | 102.8540 | 111.3627 | 924945.35 |
| 2021/4/26 | 5294654.50 | 5869311.00 | 5267748.00 | 5845235.00 | 5077985.01 | 250232.02 | 274435.50 | 248903.01 | 247434.72 | 3809593.62 | 117.6786 | 148.0901 | 109.6535 | 148.0744 | 1668192.22 |
| 2021/4/27 | 5846160.00 | 6023464.00 | 5772895.00 | 5984851.50 | 5377494.22 | 274186.00 | 290640.22 | 269174.81 | 289586.59 | 3510011.65 | 147.8837 | 158.0785 | 144.3458 | 152.3538 | 1477335.42 |
| 2021/4/28 | 5985234.50 | 6106065.00 | 5873010.50 | 5948864.50 | 5208398.17 | 289784.56 | 299468.94 | 279448.13 | 298001.47 | 3718429.75 | 152.4200 | 157.4663 | 140.4556 | 147.4177 | 1006155.68 |
| 2021/4/29 | 5952487.00 | 5977804.50 | 5707537.00 | 5832419.50 | 5019314.90 | 298247.72 | 304639.03 | 290174.22 | 300237.69 | 3547921.03 | 147.3487 | 154.5240 | 144.3758 | 152.3973 | 831289.74 |
| 2021/4/30 | 5833895.50 | 6313359.00 | 5789160.50 | 6314897.50 | 5729418.60 | 300331.03 | 304555.72 | 297069.06 | 303246.16 | 3256091.11 | 152.3036 | 178.1655 | 149.8829 | 174.0472 | 1548468.69 |
| 2021/5/1 | 5811014.50 | 6391240.50 | 6235842.00 | 6320635.00 | 4682042.93 | 303205.81 | 322593.97 | 30135.56 | 321987.53 | 3139788.60 | 174.7837 | 181.9865 | 167.2240 | 180.4579 | 897004.21 |
| 2021/5/2 | 6320395.50 | 6328782.50 | 6136338.50 | 6189097.00 | 4172332.27 | 321951.19 | 326224.09 | 312656.94 | 322624.31 | 3063562.64 | 180.5601 | 181.0378 | 167.6254 | 170.7779 | 757763.80 |
| 2021/5/3 | 6187916.50 | 6465303.00 | 6189900.00 | 6239837.00 | 5641257.05 | 322528.09 | 376437.50 | 322528.09 | 374288.59 | 5364300.38 | 170.7618 | 177.7872 | 166.8434 | 169.7396 | 830429.99 |
| 2021/5/4 | 6241351.50 | 6241351.50 | 5815432.00 | 5831062.50 | 7496316.54 | 374293.56 | 384713.91 | 347755.38 | 355725.81 | 6822540.40 | 169.7352 | 169.8745 | 146.2816 | 152.2313 | 1405545.16 |
| 2021/5/5 | 5822165.50 | 6328534.50 | 5790120.50 | 6271965.00 | 7562675.10 | 354296.31 | 386745.44 | 351228.53 | 384765.44 | 5279157.82 | 151.7604 | 177.1891 | 149.8959 | 176.3402 | 1454668.11 |
| 2021/5/6 | 6273854.50 | 6369322.00 | 6040561.50 | 6150143.50 | 7581641.70 | 385000.00 | 392693.53 | 370151.91 | 380686.91 | 4831039.27 | 176.4489 | 192.3047 | 168.6971 | 174.5462 | 1755683.07 |
| 2021/5/7 | 6152045.00 | 6367728.00 | 6034120.00 | 6228332.50 | 7431251.54 | 380602.38 | 387939.81 | 367682.13 | 378406.75 | 4300950.79 | 174.9169 | 184.7130 | 164.8410 | 171.7628 | 1129398.25 |
| 2021/5/8 | 6272937.50 | 6456965.00 | 6186939.00 | 6385208.00 | 7099610.95 | 378109.13 | 428928.66 | 375044.78 | 423769.00 | 5451889.03 | 171.6743 | 176.6879 | 167.5575 | 169.6747 | 689472.19 |
| 2021/5/9 | 6393201.50 | 6429413.50 | 6133098.50 | 6322573.50 | 7155818.90 | 424726.22 | 432305.03 | 406541.06 | 426574.31 | 5490452.12 | 169.7704 | 173.0209 | 156.8105 | 166.6944 | 894992.37 |
| 2021/5/10 | 6324588.50 | 6480943.50 | 5879838.00 | 6080070.00 | 7812531.64 | 426093.16 | 456835.59 | 400654.63 | 430188.16 | 6823699.53 | 166.5983 | 177.1635 | 135.9278 | 151.1866 | 1217082.38 |
| 2021/5/11 | 6078703.50 | 6177419.00 | 5946227.00 | 6164743.00 | 6665256.16 | 429750.41 | 454156.69 | 41967.19 | 453208.06 | 5727175.54 | 151.4946 | 161.5272 | 148.5616 | 160.6490 | 866819.28 |
| 2021/5/12 | 6165826.00 | 6307211.50 | 5390209.00 | 5390209.00 | 8248674.03 | 453853.28 | 476884.75 | 415183.97 | 415183.97 | 7569611.41 | 160.8071 | 167.8976 | 136.8499 | 136.8499 | 1016912.42 |
| 2021/5/13 | 544533.00 | 5624436.00 | 5156458.00 | 5444818.00 | 10592707.23 | 419907.34 | 441864.13 | 388674.28 | 406875.63 | 8586015.66 | 139.4172 | 152.0779 | 132.7482 | 148.8251 | 1353532.30 |
| 2021/5/14 | 5541181.00 | 5627304.00 | 5352832.00 | 5455683.50 | 6096288.78 | 407420.34 | 456171.66 | 405701.00 | 446146.91 | 5269060.91 | 149.3111 | 157.7212 | 145.0844 | 153.4441 | 828005.11 |
| 2021/5/15 | 5452944.50 | 5538713.50 | 5103890.50 | 5114395.50 | 6470739.57 | 445807.19 | 451629.66 | 397919.59 | 397919.59 | 4639941.44 | 153.3116 | 173.0836 | 144.9013 | 162.5181 | 1457030.23 |
| 2021/5/16 | 5109632.50 | 5438130.00 | 4805054.50 | 5083175.50 | 7008054.06 | 396325.22 | 424254.25 | 366248.38 | 392541.34 | 5182026.80 | 162.6906 | 175.8730 | 147.9029 | 158.9427 | 1573382.48 |
| 2021/5/17 | 5078781.50 | 5101985.00 | 4605015.50 | 4755265.00 | 8181143.92 | 391866.97 | 392606.81 | 341381.31 | 358510.88 | 5904744.09 | 158.5704 | 170.2684 | 145.2453 | 163.4293 | 1482526.64 |
| 2021/5/18 | 4749863.50 | 4998895.00 | 4641270.00 | 4671494.00 | 6117049.76 | 357907.38 | 388017.66 | 354614.47 | 367984.09 | 4400097.70 | 163.1894 | 185.4966 | 161.3326 | 173.1813 | 1616389.91 |
| 2021/5/19 | 4675367.00 | 4743696.00 | 3338886.25 | 4042997.75 | 13806264.94 | 368265.75 | 374511.53 | 212474.73 | 268861.19 | 9230856.50 | 173.4574 | 179.2067 | 95.4961 | 116.9456 | 2242456.61 |
| 2021/5/20 | 4015816.25 | 4624707.50 | 3828193.25 | 4438949.50 | 9068945.13 | 266562.52 | 325987.94 | 236989.38 | 303053.25 | 7359021.55 | 115.986 | | | | |

| Date | 日経平均(^N225) | | | | | CME日経平均先物ドル建て(NKD) | | | | | CME日経平均先物円建て(NIY) | | | | | USDJPY |
|------------|-------------|-----------|-----------|-----------|--------------|--------------------|----------|----------|----------|--------|-------------------|----------|----------|----------|--------|--------|
| | Open | High | Low | Close | Volume | Open | High | Low | Close | Volume | Open | High | Low | Close | Volume | |
| 2021-05-28 | 28,912.54 | 29,194.11 | 28,899.66 | 29,149.41 | 80,600,000.0 | 28,915.0 | 29,200.0 | 28,890.0 | 29,020.0 | 3,704 | 28,905.0 | 29,200.0 | 28,890.0 | 29,020.0 | 22,270 | 109.83 |
| 2021-05-27 | 28,543.32 | 28,587.21 | 28,360.56 | 28,549.01 | ##### | 28,595.0 | 28,915.0 | 28,365.0 | 28,850.0 | 3,704 | 28,595.0 | 28,915.0 | 28,360.0 | 28,850.0 | 22,270 | 109.82 |
| 2021-05-26 | 28,396.62 | 28,710.83 | 28,396.62 | 28,642.19 | 64,200,000.0 | 28,455.0 | 28,725.0 | 28,390.0 | 28,615.0 | 2,564 | 28,430.0 | 28,725.0 | 28,390.0 | 28,610.0 | 16,837 | 109.14 |
| 2021-05-25 | 28,516.99 | 28,576.97 | 28,443.74 | 28,553.98 | 54,000,000.0 | 28,505.0 | 28,625.0 | 28,355.0 | 28,410.0 | 2,284 | 28,520.0 | 28,620.0 | 28,355.0 | 28,405.0 | 17,359 | 108.77 |
| 2021-05-24 | 28,212.32 | 28,584.18 | 28,212.32 | 28,364.61 | 54,700,000.0 | 28,345.0 | 28,585.0 | 28,230.0 | 28,500.0 | 3,665 | 28,385.0 | 28,590.0 | 28,205.0 | 28,495.0 | 17,430 | 108.77 |
| 2021-05-21 | 28,269.61 | 28,411.56 | 28,193.03 | 28,317.83 | 58,700,000.0 | 28,220.0 | 28,480.0 | 28,200.0 | 28,380.0 | 3,168 | 28,215.0 | 28,475.0 | 28,185.0 | 28,380.0 | 21,426 | 108.90 |
| 2021-05-20 | 27,875.50 | 28,176.87 | 27,821.96 | 28,098.25 | 56,800,000.0 | 27,945.0 | 28,330.0 | 27,795.0 | 28,240.0 | 4,870 | 27,935.0 | 28,320.0 | 27,785.0 | 28,230.0 | 29,417 | 108.78 |
| 2021-05-19 | 28,031.22 | 28,216.65 | 27,842.98 | 28,044.45 | 68,700,000.0 | 28,045.0 | 28,225.0 | 27,605.0 | 27,945.0 | 4,792 | 27,995.0 | 28,220.0 | 27,595.0 | 27,935.0 | 41,382 | 109.19 |
| 2021-05-18 | 27,931.57 | 28,481.17 | 27,931.57 | 28,406.84 | 74,700,000.0 | 27,785.0 | 28,495.0 | 27,770.0 | 28,135.0 | 4,729 | 27,765.0 | 28,490.0 | 27,760.0 | 28,130.0 | 28,230 | 109.90 |
| 2021-05-17 | 28,095.49 | 28,312.78 | 27,632.53 | 27,824.83 | 63,900,000.0 | 28,030.0 | 28,355.0 | 27,635.0 | 27,795.0 | 5,378 | 28,295.0 | 28,350.0 | 27,620.0 | 27,785.0 | 34,325 | 109.21 |
| 2021-05-14 | 27,723.70 | 28,139.96 | 27,723.70 | 28,084.47 | 73,500,000.0 | 27,720.0 | 28,330.0 | 27,715.0 | 28,315.0 | 5,107 | 27,695.0 | 28,325.0 | 27,695.0 | 28,310.0 | 56,155 | 109.35 |
| 2021-05-13 | 27,929.01 | 27,961.96 | 27,385.03 | 27,448.01 | 80,500,000.0 | 27,670.0 | 27,825.0 | 27,145.0 | 27,705.0 | 11,807 | 27,665.0 | 27,810.0 | 27,135.0 | 27,700.0 | 56,155 | 109.45 |
| 2021-05-12 | 28,712.10 | 28,831.03 | 27,888.59 | 28,147.51 | 90,000,000.0 | 28,585.0 | 28,845.0 | 27,665.0 | 27,750.0 | 12,095 | 28,570.0 | 28,840.0 | 27,655.0 | 27,745.0 | 58,192 | 109.67 |
| 2021-05-11 | 29,238.56 | 29,289.12 | 28,535.36 | 28,608.59 | 73,200,000.0 | 29,255.0 | 29,320.0 | 28,270.0 | 28,625.0 | 10,194 | 29,420.0 | 29,310.0 | 28,255.0 | 28,615.0 | 58,192 | 108.62 |
| 2021-05-10 | 29,376.89 | 29,685.41 | 29,346.14 | 29,518.34 | 66,300,000.0 | 29,440.0 | 29,705.0 | 29,240.0 | 29,280.0 | 4,051 | 29,425.0 | 29,695.0 | 29,230.0 | 29,270.0 | 26,437 | 108.85 |
| 2021-05-07 | 29,330.45 | 29,449.86 | 29,237.36 | 29,357.82 | 67,500,000.0 | 29,390.0 | 29,470.0 | 29,250.0 | 29,420.0 | 3,580 | 29,375.0 | 29,460.0 | 29,240.0 | 29,410.0 | 22,822 | 108.60 |
| 2021-05-06 | 29,024.01 | 29,430.22 | 28,966.47 | 29,331.37 | 94,300,000.0 | 29,040.0 | 29,455.0 | 28,985.0 | 29,370.0 | 4,596 | 29,035.0 | 29,440.0 | 28,970.0 | 29,365.0 | 29,088 | 109.09 |
| 2021-05-05 | | | | | | 28,715.0 | 29,195.0 | 28,685.0 | 29,090.0 | 2,534 | 28,705.0 | 29,180.0 | 28,675.0 | 29,075.0 | 16,363 | 109.20 |
| 2021-05-04 | | | | | | 29,085.0 | 29,160.0 | 28,600.0 | 28,735.0 | 3,449 | 29,110.0 | 29,150.0 | 28,585.0 | 28,720.0 | 21,080 | 109.32 |
| 2021-05-03 | | | | | | 28,960.0 | 29,150.0 | 28,885.0 | 29,120.0 | 2,368 | 28,940.0 | 29,135.0 | 28,870.0 | 29,105.0 | 12,569 | 109.06 |
| 2021-04-30 | 28,996.66 | 29,046.49 | 28,760.27 | 28,812.63 | 78,400,000.0 | 29,030.0 | 29,065.0 | 28,780.0 | 28,865.0 | 4,117 | 29,015.0 | 29,055.0 | 28,765.0 | 28,850.0 | 20,501 | 109.29 |
| 2021-04-29 | | | | | | 28,940.0 | 29,205.0 | 28,875.0 | 29,090.0 | 3,099 | 28,890.0 | 29,195.0 | 28,855.0 | 29,075.0 | 14,404 | 108.94 |
| 2021-04-28 | 28,935.51 | 29,139.70 | 28,875.91 | 29,053.97 | 61,400,000.0 | 29,015.0 | 29,155.0 | 28,890.0 | 28,955.0 | 4,883 | 29,020.0 | 29,140.0 | 28,870.0 | 28,940.0 | 20,320 | 108.60 |
| 2021-04-27 | 29,174.53 | 29,187.11 | 28,990.19 | 28,991.89 | 59,400,000.0 | 29,215.0 | 29,290.0 | 28,850.0 | 29,070.0 | 4,445 | 29,200.0 | 29,275.0 | 28,835.0 | 29,055.0 | 22,628 | 108.72 |
| 2021-04-26 | 29,095.49 | 29,241.28 | 28,896.37 | 29,126.23 | 49,200,000.0 | 29,205.0 | 29,295.0 | 28,915.0 | 29,250.0 | 3,192 | 29,190.0 | 29,280.0 | 28,895.0 | 29,235.0 | 21,020 | 108.10 |
| 2021-04-23 | 28,939.12 | 29,032.34 | 28,770.62 | 29,020.63 | 47,500,000.0 | 28,910.0 | 29,330.0 | 28,780.0 | 29,225.0 | 3,048 | 28,880.0 | 29,310.0 | 28,760.0 | 29,215.0 | 23,547 | 107.89 |
| 2021-04-22 | 28,880.78 | 29,195.39 | 28,800.86 | 28,880.17 | 55,100,000.0 | 28,900.0 | 29,225.0 | 28,820.0 | 28,935.0 | 5,080 | 28,870.0 | 29,210.0 | 28,795.0 | 28,915.0 | 32,288 | 107.96 |
| 2021-04-21 | 28,660.36 | 28,778.93 | 28,419.84 | 28,508.55 | 71,000,000.0 | 28,605.0 | 28,920.0 | 28,430.0 | 28,910.0 | 6,258 | 28,585.0 | 28,910.0 | 28,405.0 | 28,885.0 | 36,123 | 108.07 |
| 2021-04-20 | 29,355.87 | 29,361.28 | 29,014.36 | 29,100.38 | 59,900,000.0 | 29,355.0 | 29,425.0 | 28,540.0 | 28,650.0 | 6,403 | 29,310.0 | 29,405.0 | 28,515.0 | 28,625.0 | 40,068 | 108.08 |
| 2021-04-19 | 29,688.32 | 29,808.01 | 29,530.84 | 29,685.37 | 44,700,000.0 | 29,790.0 | 29,830.0 | 29,210.0 | 29,355.0 | 8,190 | 29,760.0 | 29,810.0 | 29,190.0 | 29,340.0 | 39,927 | 108.15 |
| 2021-04-16 | 29,789.08 | 29,789.08 | 29,621.83 | 29,683.37 | 49,100,000.0 | 29,770.0 | 29,850.0 | 29,630.0 | 29,810.0 | 3,947 | 29,750.0 | 29,835.0 | 29,615.0 | 29,795.0 | 19,988 | 108.78 |
| 2021-04-15 | 29,573.90 | 29,787.66 | 29,558.55 | 29,642.69 | 50,600,000.0 | 29,670.0 | 29,810.0 | 29,545.0 | 29,770.0 | 4,749 | 29,635.0 | 29,785.0 | 29,525.0 | 29,750.0 | 17,290 | 108.74 |
| 2021-04-14 | 29,718.06 | 29,722.40 | 29,567.18 | 29,620.99 | 57,200,000.0 | 29,840.0 | 29,860.0 | 29,590.0 | 29,620.0 | 5,190 | 29,830.0 | 29,835.0 | 29,565.0 | 29,600.0 | 18,479 | 108.94 |
| 2021-04-13 | 29,605.69 | 29,897.11 | 29,573.79 | 29,751.61 | 54,900,000.0 | 29,620.0 | 29,920.0 | 29,580.0 | 29,850.0 | 4,639 | 29,570.0 | 29,900.0 | 29,535.0 | 29,830.0 | 20,850 | 109.05 |
| 2021-04-12 | 29,874.43 | 29,876.04 | 29,538.73 | 29,538.73 | 50,200,000.0 | 29,935.0 | 30,010.0 | 29,560.0 | 29,640.0 | 3,200 | 29,900.0 | 29,990.0 | 29,535.0 | 29,620.0 | 18,770 | 109.39 |
| 2021-04-09 | 29,865.53 | 30,064.35 | 29,768.06 | 29,768.06 | 64,900,000.0 | 29,785.0 | 30,100.0 | 29,775.0 | 29,945.0 | 4,778 | 29,750.0 | 30,075.0 | 29,745.0 | 29,920.0 | 22,259 | 109.65 |
| 2021-04-08 | 29,675.88 | 29,744.79 | 29,516.42 | 29,708.98 | 62,600,000.0 | 29,710.0 | 29,800.0 | 29,535.0 | 29,720.0 | 3,545 | 29,685.0 | 29,775.0 | 29,510.0 | 29,695.0 | 20,788 | 109.27 |
| 2021-04-07 | 29,743.48 | | 29,523.55 | 29,730.79 | 61,500,000.0 | 29,675.0 | 29,885.0 | 29,540.0 | 29,710.0 | 4,175 | 29,650.0 | 29,870.0 | 29,515.0 | 29,680.0 | 24,560 | 109.85 |
| 2021-04-06 | 30,208.89 | 30,208.89 | 29,665.86 | 29,696.63 | 65,500,000.0 | 30,290.0 | 30,310.0 | 29,635.0 | 29,705.0 | 5,727 | 30,270.0 | 30,280.0 | 29,615.0 | 29,680.0 | 32,261 | 109.78 |
| 2021-04-05 | 30,084.61 | 30,195.00 | 30,024.25 | 30,089.25 | 55,400,000.0 | 30,060.0 | 30,270.0 | 30,005.0 | 30,205.0 | 3,769 | 30,045.0 | 30,245.0 | 29,985.0 | 30,185.0 | 15,720 | 110.15 |
| 2021-04-01 | 29,441.91 | 29,585.46 | 29,318.82 | 29,388.87 | 75,600,000.0 | 29,385.0 | 29,745.0 | 29,335.0 | 29,695.0 | 4,211 | 29,365.0 | 29,720.0 | 29,310.0 | 29,675.0 | 24,953 | 110.60 |
| 2021-03-31 | 29,278.33 | 29,348.99 | 29,165.52 | 29,178.80 | 82,000,000.0 | 29,340.0 | 29,460.0 | 29,165.0 | 29,370.0 | 4,353 | 29,330.0 | 29,435.0 | 29,140.0 | 29,345.0 | 25,433 | 110.73 |
| 2021-03-30 | 29,365.04 | 29,478.20 | 29,283.89 | 29,432.70 | 79,900,000.0 | 29,455.0 | 29,560.0 | 29,310.0 | 29,405.0 | 5,645 | 29,430.0 | 29,535.0 | 29,280.0 | 29,370.0 | 24,956 | 110.36 |
| 2021-03-29 | 29,478.12 | 29,578.37 | 29,200.88 | 29,384.52 | ##### | 29,445.0 | 29,470.0 | 29,035.0 | 29,360.0 | 7,874 | 29,445.0 | 29,445.0 | 29,015.0 | 29,330.0 | 34,389 | 109.82 |
| 2021-03-26 | 29,068.52 | 29,240.74 | 28,953.22 | 29,176.70 | 73,700,000.0 | 28,945.0 | 29,485.0 | 28,805.0 | 29,435.0 | 7,240 | 28,870.0 | 29,460.0 | 28,775.0 | 29,415.0 | 29,915 | 109.66 |
| 2021-03-25 | 28,457.33 | 28,821.83 | 28,414.92 | 28,729.88 | 72,800,000.0 | 28,300.0 | 28,935.0 | 28,260.0 | 28,885.0 | 9,100 | 28,275.0 | 28,910.0 | 28,230.0 | 28,860.0 | 40,573 | 109.16 |
| 2021-03-24 | 28,765.55 | 28,867.67 | 28,379.06 | 28,405.52 | 96,000,000.0 | 28,730.0 | 28,735.0 | 28,135.0 | 28,360.0 | 8,092 | 28,670.0 | 28,685.0 | 28,105.0 | 28,335.0 | 42,687 | 108.75 |
| 2021-03-23 | 29,381.49 | 29,496.83 | 28,995.92 | 28,995.92 | 79,200,000.0 | 29,125.0 | 29,345.0 | 28,640.0 | 28,710.0 | 5,221 | 29,080.0 | 29,320.0 | 28,615.0 | 28,680.0 | 35,869 | 108.62 |
| 2021-03-22 | 29,444.10 | 29,472.98 | 29,107.63 | 29,174.15 | 78,800,000.0 | 29,310.0 | 29,330.0 | 28,755.0 | 29,145.0 | 6,822 | 29,285.0 | 29,305.0 | 28,730.0 | 29,115.0 | 41,355 | 108.81 |
| 2021-03-19 | 29,904.57 | 30,049.77 | 29,621.22 | 29,792.05 | ##### | 29,765.0 | 29,905.0 | 28,950.0 | 29,375.0 | 9,455 | 29,775.0 | 29,885.0 | 28,925.0 | 29,350.0 | 51,546 | 108.88 |

過去5日及び過去4週の4本値と各種ピボット

2021/05/24 ~ 2021/05/28

| USD/JPY | | | | | | | | | | Demark | | | | | | Pivot | | | | | | Fibonacci Zone | | | | | | | | | |
|-------------------------|--------|--------|--------|--------|------|------|--------|--------|--------|---------------------|--------|--------|----------|---------|--------|-----------------|----------|------------|----------------|----------------|----------------|-------------------|-------------------|-------------------|-------------------|--------|--------|----------|--------|----------|--|
| 当日のOHLCLから計算される翌日の | | | | | | | | | | TD Range Projection | | | | | | TD pivot points | | | | | | | | | | | | | | | |
| 日足 | Open | High | Low | Close | 値幅/日 | 引け形態 | 真の高値 | 真の安値 | 予想高値 | 予想安値 | 予想高値 | 予想安値 | StopLoss | Support | Pivot | Resistance | StopLoss | 3-days AVG | Support Zone 2 | Support Zone 1 | BP | Resistance Zone 1 | Resistance Zone 2 | | | | | | | | |
| | | | | | | | | | | | | | LBP0 | S2 | S1 | PP | R1 | R2 | HBOP | | | | | | | | | | | | |
| 2021/05/24 | 108.92 | 109.00 | 108.70 | 108.77 | 30p | 陰線引け | - | - | - | - | - | - | 108.34 | 108.52 | 108.64 | 108.82 | 108.94 | 109.12 | 109.24 | | | | | | | | | | | | |
| 2021/05/25 | 108.77 | 109.07 | 108.57 | 108.77 | 50p | 陽線引け | 109.07 | 108.57 | 109.17 | 108.67 | 109.17 | 108.67 | 108.04 | 108.30 | 108.54 | 108.80 | 109.04 | 109.30 | 109.54 | | | | | | | | | | | | |
| 2021/05/26 | 108.77 | 109.18 | 108.72 | 109.14 | 45p | 陽線引け | 109.18 | 108.72 | 109.38 | 108.93 | 109.38 | 108.93 | 108.39 | 108.56 | 108.85 | 109.01 | 109.30 | 109.46 | 109.75 | 108.88 | Bull | 108.39 | ~ 108.56 | 108.73 | ~ 108.79 | 109.01 | 109.24 | ~ 109.29 | 109.46 | ~ 109.64 | |
| 2021/05/27 | 109.13 | 109.92 | 109.04 | 109.82 | 89p | 陽線引け | 109.92 | 109.04 | 110.32 | 109.43 | 110.32 | 109.43 | 108.38 | 108.71 | 109.27 | 109.60 | 110.15 | 110.48 | 111.04 | 109.14 | Bull | 108.37 | ~ 108.71 | 109.05 | ~ 109.15 | 109.60 | 110.04 | ~ 110.14 | 110.48 | ~ 110.82 | |
| 2021/05/28 | 109.85 | 110.20 | 109.75 | 109.83 | 45p | 陰線引け | 110.20 | 109.75 | 110.02 | 109.56 | 110.02 | 109.56 | 109.20 | 109.47 | 109.65 | 109.93 | 110.11 | 110.38 | 110.56 | 109.51 | Bull | 109.30 | ~ 109.47 | 109.65 | ~ 109.70 | 109.93 | 110.15 | ~ 110.21 | 110.38 | ~ 110.55 | |
| 週足 | Open | High | Low | Close | 値幅/週 | 引け形態 | 真の高値 | 真の安値 | 予想高値 | 予想安値 | 予想高値 | 予想安値 | LBP0 | S2 | S1 | PP | R1 | R2 | HBOP | 3-days AVG | Support Zone 2 | Support Zone 1 | BP | Resistance Zone 1 | Resistance Zone 2 | | | | | | |
| 2021/05/03 ~ 2021/05/07 | 109.29 | 109.70 | 108.34 | 108.60 | 136p | 陰線引け | - | - | - | - | - | - | 106.70 | 107.52 | 108.06 | 108.88 | 109.42 | 110.24 | 110.78 | | | | | | | | | | | | |
| 2021/05/10 ~ 2021/05/14 | 108.63 | 109.79 | 108.35 | 109.35 | 144p | 陽線引け | 109.79 | 108.34 | 110.29 | 108.84 | 110.29 | 108.85 | 107.10 | 107.73 | 108.54 | 109.16 | 109.97 | 110.60 | 111.41 | | | | | | | | | | | | |
| 2021/05/17 ~ 2021/05/21 | 109.28 | 109.50 | 108.57 | 108.90 | 93p | 陰線引け | 109.50 | 108.57 | 109.20 | 108.27 | 109.20 | 108.27 | 107.55 | 108.06 | 108.48 | 108.99 | 109.41 | 109.92 | 110.34 | 109.01 | Bear | 107.71 | ~ 108.06 | 108.42 | ~ 108.53 | 108.99 | 109.46 | ~ 109.57 | 109.92 | ~ 110.28 | |
| 2021/05/24 ~ 2021/05/28 | 108.92 | 110.20 | 108.57 | 109.83 | 163p | 陽線引け | 110.20 | 108.57 | 110.83 | 109.20 | 110.83 | 109.20 | 107.23 | 107.90 | 108.87 | 109.53 | 110.50 | 111.17 | 112.13 | 109.23 | Bull | 107.28 | ~ 107.90 | 108.52 | ~ 108.72 | 109.53 | 110.35 | ~ 110.54 | 111.17 | ~ 111.79 | |

| EUR/JPY | | | | | | | | | | Demark | | | | | | Pivot | | | | | | Fibonacci Zone | | | | | | | | | |
|-------------------------|--------|--------|--------|--------|------|------|--------|--------|--------|---------------------|--------|--------|----------|---------|--------|-----------------|----------|------------|----------------|----------------|----------------|-------------------|-------------------|-------------------|-------------------|--------|--------|----------|--------|----------|--|
| 当日のOHLCLから計算される翌日の | | | | | | | | | | TD Range Projection | | | | | | TD pivot points | | | | | | | | | | | | | | | |
| 日足 | Open | High | Low | Close | 値幅/日 | 引け形態 | 真の高値 | 真の安値 | 予想高値 | 予想安値 | 予想高値 | 予想安値 | StopLoss | Support | Pivot | Resistance | StopLoss | 3-days AVG | Support Zone 2 | Support Zone 1 | BP | Resistance Zone 1 | Resistance Zone 2 | | | | | | | | |
| | | | | | | | | | | | | | LBP0 | S2 | S1 | PP | R1 | R2 | HBOP | | | | | | | | | | | | |
| 2021/05/24 | 132.67 | 133.05 | 132.53 | 132.88 | 52p | 陰線引け | - | - | - | - | - | - | 132.06 | 132.29 | 132.59 | 132.82 | 133.11 | 133.34 | 133.63 | | | | | | | | | | | | |
| 2021/05/25 | 132.88 | 133.61 | 132.85 | 133.24 | 76p | 陽線引け | 133.61 | 132.85 | 133.81 | 133.04 | 133.81 | 133.04 | 132.09 | 132.47 | 132.86 | 133.23 | 133.62 | 133.99 | 134.38 | | | | | | | | | | | | |
| 2021/05/26 | 133.25 | 133.42 | 133.00 | 133.08 | 42p | 陰線引け | 133.42 | 133.00 | 133.25 | 132.83 | 133.25 | 132.83 | 132.50 | 132.75 | 132.92 | 133.17 | 133.33 | 133.58 | 133.75 | 133.07 | Bull | 132.59 | ~ 132.75 | 132.91 | ~ 132.96 | 133.17 | 133.37 | ~ 133.42 | 133.58 | ~ 133.74 | |
| 2021/05/27 | 133.09 | 134.06 | 132.93 | 133.93 | 113p | 陽線引け | 134.06 | 132.93 | 134.56 | 133.43 | 134.56 | 133.43 | 132.10 | 132.52 | 133.22 | 133.64 | 134.35 | 134.77 | 135.47 | 133.35 | Bull | 132.09 | ~ 132.52 | 132.95 | ~ 133.08 | 133.64 | 134.20 | ~ 134.34 | 134.77 | ~ 135.20 | |
| 2021/05/28 | 133.95 | 134.00 | 133.61 | 133.94 | 39p | 陰線引け | 134.00 | 133.61 | 133.97 | 133.58 | 133.97 | 133.58 | 133.30 | 133.46 | 133.70 | 133.85 | 134.09 | 134.25 | 134.49 | 133.55 | Bull | 133.30 | ~ 133.46 | 133.61 | ~ 133.65 | 133.85 | 134.05 | ~ 134.09 | 134.25 | ~ 134.40 | |
| 週足 | Open | High | Low | Close | 値幅/週 | 引け形態 | 真の高値 | 真の安値 | 予想高値 | 予想安値 | 予想高値 | 予想安値 | LBP0 | S2 | S1 | PP | R1 | R2 | HBOP | 3-days AVG | Support Zone 2 | Support Zone 1 | BP | Resistance Zone 1 | Resistance Zone 2 | | | | | | |
| 2021/05/03 ~ 2021/05/07 | 131.47 | 132.18 | 130.99 | 132.13 | 118p | 陽線引け | - | - | - | - | - | - | 130.17 | 130.58 | 131.36 | 131.77 | 132.54 | 132.95 | 133.72 | | | | | | | | | | | | |
| 2021/05/10 ~ 2021/05/14 | 132.18 | 132.84 | 131.70 | 132.78 | 115p | 陽線引け | 132.84 | 131.70 | 133.74 | 131.89 | 133.74 | 131.89 | 130.89 | 131.29 | 132.04 | 132.44 | 133.19 | 133.59 | 134.33 | | | | | | | | | | | | |
| 2021/05/17 ~ 2021/05/21 | 132.69 | 133.44 | 132.52 | 132.72 | 92p | 陰線引け | 133.44 | 132.52 | 133.54 | 132.62 | 133.54 | 132.62 | 131.42 | 131.97 | 132.34 | 132.89 | 133.27 | 133.81 | 134.19 | 132.37 | Bull | 131.62 | ~ 131.97 | 132.32 | ~ 132.43 | 132.89 | 133.35 | ~ 133.46 | 133.81 | ~ 134.17 | |
| 2021/05/24 ~ 2021/05/28 | 132.67 | 134.06 | 132.53 | 133.94 | 153p | 陽線引け | 134.06 | 132.53 | 134.77 | 133.23 | 134.77 | 133.23 | 131.42 | 131.97 | 132.96 | 133.51 | 134.49 | 135.04 | 136.02 | 132.95 | Bull | 131.39 | ~ 131.97 | 132.56 | ~ 132.74 | 133.51 | 134.27 | ~ 134.46 | 135.04 | ~ 135.63 | |

| EUR/USD | | | | | | | | | | Demark | | | | | | Pivot | | | | | | Fibonacci Zone | | | | | | | | | |
|-------------------------|--------|--------|--------|--------|------|------|--------|--------|--------|---------------------|--------|--------|----------|---------|--------|-----------------|----------|------------|----------------|----------------|----------------|-------------------|-------------------|-------------------|-------------------|--------|--------|----------|--------|----------|--|
| 当日のOHLCLから計算される翌日の | | | | | | | | | | TD Range Projection | | | | | | TD pivot points | | | | | | | | | | | | | | | |
| 日足 | Open | High | Low | Close | 値幅/日 | 引け形態 | 真の高値 | 真の安値 | 予想高値 | 予想安値 | 予想高値 | 予想安値 | StopLoss | Support | Pivot | Resistance | StopLoss | 3-days AVG | Support Zone 2 | Support Zone 1 | BP | Resistance Zone 1 | Resistance Zone 2 | | | | | | | | |
| | | | | | | | | | | | | | LBP0 | S2 | S1 | PP | R1 | R2 | HBOP | | | | | | | | | | | | |
| 2021/05/24 | 1.2180 | 1.2230 | 1.2173 | 1.2217 | 57p | 陽線引け | - | - | - | - | - | - | 1.2126 | 1.2150 | 1.2183 | 1.2207 | 1.2240 | 1.2263 | 1.2297 | | | | | | | | | | | | |
| 2021/05/25 | 1.2216 | 1.2267 | 1.2212 | 1.2250 | 55p | 陽線引け | 1.2267 | 1.2212 | 1.2286 | 1.2231 | 1.2286 | 1.2231 | 1.2164 | 1.2188 | 1.2219 | 1.2243 | 1.2274 | 1.2298 | 1.2329 | | | | | | | | | | | | |
| 2021/05/26 | 1.2250 | 1.2263 | 1.2182 | 1.2194 | 81p | 陰線引け | 1.2263 | 1.2182 | 1.2229 | 1.2148 | 1.2229 | 1.2148 | 1.2083 | 1.2132 | 1.2163 | 1.2213 | 1.2244 | 1.2294 | 1.2325 | 1.2221 | Bear | 1.2102 | ~ 1.2132 | 1.2163 | ~ 1.2173 | 1.2213 | 1.2254 | ~ 1.2263 | 1.2294 | ~ 1.2325 | |
| 2021/05/27 | 1.2195 | 1.2215 | 1.2175 | 1.2195 | 40p | 陽線引け | 1.2215 | 1.2175 | 1.2225 | 1.2185 | 1.2225 | 1.2185 | 1.2135 | 1.2155 | 1.2175 | 1.2195 | 1.2215 | 1.2235 | 1.2255 | 1.2217 | Bear | 1.2140 | ~ 1.2155 | 1.2171 | ~ 1.2175 | 1.2195 | 1.2215 | ~ 1.2220 | 1.2235 | ~ 1.2250 | |
| 2021/05/28 | 1.2195 | 1.2205 | 1.2133 | 1.2195 | 72p | 陽線引け | 1.2205 | 1.2133 | 1.2236 | 1.2164 | 1.2236 | 1.2164 | 1.2078 | 1.2106 | 1.2150 | 1.2178 | 1.2222 | 1.2249 | 1.2294 | 1.2195 | Bull | 1.2078 | ~ 1.2106 | 1.2133 | ~ 1.2142 | 1.2178 | 1.2213 | ~ 1.2220 | 1.2249 | ~ 1.2277 | |
| 週足 | Open | High | Low | Close | 値幅/週 | 引け形態 | 真の高値 | 真の安値 | 予想高値 | 予想安値 | 予想高値 | 予想安値 | LBP0 | S2 | S1 | PP | R1 | R2 | HBOP | 3-days AVG | Support Zone 2 | Support Zone 1 | BP | Resistance Zone 1 | Resistance Zone 2 | | | | | | |
| 2021/05/03 ~ 2021/05/07 | 1.2029 | 1.2172 | 1.1986 | 1.2166 | 185p | 陽線引け | - | - | - | - | - | - | 1.1860 | 1.1923 | 1.2045 | 1.2108 | 1.2230 | 1.2293 | 1.2415 | | | | | | | | | | | | |
| 2021/05/10 ~ 2021/05/14 | 1.2169 | 1.2181 | 1.2052 | 1.2143 | 130p | 陽線引け | 1.2181 | 1.2052 | 1.2162 | 1.1967 | 1.2162 | 1.2033 | 1.1940 | 1.1996 | 1.2069 | 1.2125 | 1.2199 | 1.2255 | 1.2328 | | | | | | | | | | | | |
| 2021/05/17 ~ 2021/05/21 | 1.2142 | 1.2245 | 1.2126 | 1.2187 | 119p | 陽線引け | 1.2245 | 1.2126 | 1.2275 | 1.2157 | 1.2275 | 1.2157 | 1.2008 | 1.2067 | 1.2127 | 1.2186 | 1.2246 | 1.2305 | 1.2365 | 1.2140 | Bull | 1.2022 | ~ 1.2067 | 1.2113 | ~ 1.2127 | 1.2186 | 1.2245 | ~ 1.2259 | 1.2305 | ~ 1.2350 | |
| 2021/05/24 ~ 2021/05/28 | 1.2180 | 1.2267 | 1.2133 | 1.2195 | 133p | 陽線引け | 1.2267 | 1.2133 | 1.2297 | 1.2164 | 1.2297 | 1.2164 | 1.1996 | 1.2065 | 1.2130 | 1.2198 | 1.2263 | 1.2332 | 1.2397 | 1.2170 | Bull | 1.2014 | ~ 1.2065 | 1.2116 | ~ 1.2131 | 1.2198 | 1.2265 | ~ 1.2281 | 1.2332 | ~ 1.2382 | |

| GBP/JPY | | | | | | | | | | Demark | | | | | | Pivot | | | | | | Fibonacci Zone | | | | | | | | |
|--------------------|--------|--------|--------|--------|------|------|--------|--------|--------|---------------------|--------|--------|----------|---------|--------|-----------------|----------|------------|----------------|----------------|------|-------------------|-------------------|--------|----------|--------|--------|----------|--------|----------|
| 当日のOHLCLから計算される翌日の | | | | | | | | | | TD Range Projection | | | | | | TD pivot points | | | | | | | | | | | | | | |
| 日足 | Open | High | Low | Close | 値幅/日 | 引け形態 | 真の高値 | 真の安値 | 予想高値 | 予想安値 | 予想高値 | 予想安値 | StopLoss | Support | Pivot | Resistance | StopLoss | 3-days AVG | Support Zone 2 | Support Zone 1 | BP | Resistance Zone 1 | Resistance Zone 2 | | | | | | | |
| | | | | | | | | | | | | | LBP0 | S2 | S1 | PP | R1 | R2 | HBOP | | | | | | | | | | | |
| 2021/05/24 | 154.20 | 154.20 | 153.78 | 153.97 | 42p | 陰線引け | - | - | - | - | - | - | 153.34 | 153.56 | 153.77 | 153.98 | 154.19 | 154.40 | 154.61 | | | | | | | | | | | |
| 2021/05/25 | 153.97 | 154.45 | 153.78 | 153.90 | 67p | 陽線引け | 154.45 | 153.78 | 154.18 | 153.50 | 154.18 | 153.50 | 152.96 | 153.37 | 153.64 | 154.04 | 154.31 | 154.72 | 154.98 | | | | | | | | | | | |
| 2021/05/26 | 153.90 | 154.35 | 153.78 | 154.11 | 57p | 陽線引け | 154.35 | 153.78 | 154.51 | 153.94 | 154.51 | 153.94 | 153.24 | 153.51 | 153.81 | 154.08 | 154.38 | 154.65 | 154.94 | 154.03 | Bull | 153.29 | ~ 153.51 | 153.72 | ~ 153.79 | 154.08 | 154.36 | ~ 154.43 | 154.65 | ~ 154.86 |
| 2021/05/27 | 154.11 | 156.08 | 153.85 | 155.97 | 223p | 陽線引け | 156.08 | 153.85 | 157.14 | 154.91 | 157.14 | 154.91 | 152.28 | 153.07 | 154.52 | 155.30 | 156.75 | 157.53 | 158.98 | 154.47 | Bull | 152.21 | ~ 153.07 | 153.92 | ~ 154.18 | 155.30 | 156.41 | ~ 156.67 | 157.53 | ~ 158.38 |
| 2021/05/28 | 156.00 | 156.06 | 155.59 | 155.87 | 47p | 陰線引け | 156.06 | 155.59 | 155.97 | 155.49 | 155.97 | 155.49 | 155.15 | 155.37 | 155.62 | 155.84 | 156.09 | 156.31 | 156.57 | 155.07 | Bull | 155.19 | ~ 155.37 | | | | | | | |

IMM扱い8通貨/ダウ/日経/金/オイル/主要クロス円の過去5日及び過去5週の4本値

| AUDUSD | | | | | CADUSD | | | | | CHFUSD | | | | |
|------------|--------|--------|--------|--------|------------|--------|--------|--------|--------|------------|--------|--------|--------|--------|
| Date | Open | High | Low | Close | Date | Open | High | Low | Close | Date | Open | High | Low | Close |
| 2021/05/28 | 0.7742 | 0.7747 | 0.7678 | 0.7708 | 2021/05/28 | 0.8285 | 0.8290 | 0.8251 | 0.8279 | 2021/05/28 | 1.1148 | 1.1149 | 1.1074 | 1.1117 |
| 2021/05/27 | 0.7744 | 0.7758 | 0.7723 | 0.7742 | 2021/05/27 | 0.8249 | 0.8294 | 0.8236 | 0.8286 | 2021/05/27 | 1.1139 | 1.1160 | 1.1101 | 1.1147 |
| 2021/05/26 | 0.7754 | 0.7796 | 0.7731 | 0.7743 | 2021/05/26 | 0.8287 | 0.8303 | 0.8246 | 0.8249 | 2021/05/26 | 1.1168 | 1.1183 | 1.1127 | 1.1136 |
| 2021/05/25 | 0.7753 | 0.7776 | 0.7733 | 0.7753 | 2021/05/25 | 0.8299 | 0.8313 | 0.8279 | 0.8285 | 2021/05/25 | 1.1150 | 1.1197 | 1.1143 | 1.1168 |
| 2021/05/24 | 0.7728 | 0.7758 | 0.7706 | 0.7754 | 2021/05/24 | 0.8292 | 0.8305 | 0.8274 | 0.8299 | 2021/05/24 | 1.1135 | 1.1164 | 1.1108 | 1.1149 |

| CNYUSD | | | | | EURUSD | | | | | GBPUSD | | | | |
|------------|--------|--------|--------|--------|------------|--------|--------|--------|--------|------------|--------|--------|--------|--------|
| Date | Open | High | Low | Close | Date | Open | High | Low | Close | Date | Open | High | Low | Close |
| 2021/05/28 | 0.1568 | 0.1572 | 0.1567 | 0.1572 | 2021/05/28 | 1.2195 | 1.2205 | 1.2133 | 1.2195 | 2021/05/28 | 1.4202 | 1.4208 | 1.4137 | 1.4192 |
| 2021/05/27 | 0.1566 | 0.1570 | 0.1564 | 0.1569 | 2021/05/27 | 1.2195 | 1.2215 | 1.2175 | 1.2195 | 2021/05/27 | 1.4121 | 1.4219 | 1.4092 | 1.4202 |
| 2021/05/26 | 0.1560 | 0.1567 | 0.1560 | 0.1566 | 2021/05/26 | 1.2250 | 1.2263 | 1.2182 | 1.2194 | 2021/05/26 | 1.4149 | 1.4176 | 1.4112 | 1.4121 |
| 2021/05/25 | 0.1559 | 0.1564 | 0.1559 | 0.1563 | 2021/05/25 | 1.2216 | 1.2267 | 1.2212 | 1.2250 | 2021/05/25 | 1.4156 | 1.4211 | 1.4116 | 1.4149 |
| 2021/05/24 | 0.1554 | 0.1556 | 0.1553 | 0.1556 | 2021/05/24 | 1.2180 | 1.2230 | 1.2173 | 1.2217 | 2021/05/24 | 1.4157 | 1.4172 | 1.4112 | 1.4156 |

| JPYUSD | | | | | MXNUSD | | | | | NZDUSD | | | | |
|------------|--------|--------|--------|--------|------------|--------|--------|--------|--------|------------|--------|--------|--------|--------|
| Date | Open | High | Low | Close | Date | Open | High | Low | Close | Date | Open | High | Low | Close |
| 2021/05/28 | 0.9104 | 0.9112 | 0.9074 | 0.9105 | 2021/05/28 | 5.0105 | 5.0248 | 4.9820 | 5.0221 | 2021/05/28 | 0.7295 | 0.7295 | 0.7213 | 0.7246 |
| 2021/05/27 | 0.9163 | 0.9171 | 0.9097 | 0.9106 | 2021/05/27 | 5.0291 | 5.0431 | 4.9912 | 5.0105 | 2021/05/27 | 0.7284 | 0.7311 | 0.7266 | 0.7296 |
| 2021/05/26 | 0.9194 | 0.9198 | 0.9159 | 0.9163 | 2021/05/26 | 5.0253 | 5.0408 | 5.0195 | 5.0291 | 2021/05/26 | 0.7229 | 0.7316 | 0.7222 | 0.7284 |
| 2021/05/25 | 0.9194 | 0.9211 | 0.9169 | 0.9194 | 2021/05/25 | 5.0316 | 5.0467 | 5.0184 | 5.0253 | 2021/05/25 | 0.7215 | 0.7250 | 0.7209 | 0.7230 |
| 2021/05/24 | 0.9181 | 0.9200 | 0.9175 | 0.9194 | 2021/05/24 | 5.0111 | 5.0371 | 5.0024 | 5.0316 | 2021/05/24 | 0.7170 | 0.7219 | 0.7159 | 0.7214 |

| Nikkei 225 - Japan (NIX) | | | | | 出来高 | |
|--------------------------|----------|----------|----------|----------|----------|-----------------------|
| Date | Open | High | Low | Close | (ドル建て終値) | 出来高 |
| 2021/05/28 | 28549.01 | 29194.11 | 28497.29 | 29149.41 | 265.40 | 0 1352988400 |
| 2021/05/27 | 28543.32 | 28586.66 | 28360.56 | 28549.01 | 259.95 | 1382062500 2403270400 |
| 2021/05/26 | 28396.62 | 28706.01 | 28396.62 | 28642.19 | 262.45 | 641630100 1095614700 |
| 2021/05/25 | 28516.99 | 28576.41 | 28443.74 | 28553.98 | 262.52 | 539910400 992178000 |
| 2021/05/24 | 28212.32 | 28584.18 | 28212.32 | 28364.61 | 260.79 | 546708800 992866300 |
| 週4本値 | 28212.32 | 29194.11 | 28212.32 | 29149.41 | 265.40 | (N225銘柄計) (東証一部全体計) |

| XAUUSD | | | | |
|------------|---------|---------|---------|---------|
| Date | Open | High | Low | Close |
| 2021/05/28 | 1897.53 | 1905.48 | 1882.52 | 1904.85 |
| 2021/05/27 | 1896.42 | 1903.73 | 1888.55 | 1896.37 |
| 2021/05/26 | 1899.09 | 1912.81 | 1890.83 | 1896.79 |
| 2021/05/25 | 1881.11 | 1900.32 | 1872.85 | 1899.16 |
| 2021/05/24 | 1881.99 | 1887.05 | 1875.79 | 1880.88 |
| 週4本値 | 1881.99 | 1912.81 | 1872.85 | 1904.85 |

| Dow Jones Industrial - USA (DJIA) | | | | | 出来高 |
|-----------------------------------|----------|----------|----------|----------|-----------|
| Date | Open | High | Low | Close | 出来高 |
| 2021/05/28 | 34558.50 | 34631.11 | 34520.09 | 34529.45 | 290850000 |
| 2021/05/27 | 34432.47 | 34608.82 | 34389.24 | 34464.64 | 520630000 |
| 2021/05/26 | 34336.34 | 34409.59 | 34271.44 | 34323.05 | 258780000 |
| 2021/05/25 | 34428.66 | 34511.35 | 34266.03 | 34312.46 | 285760000 |
| 2021/05/24 | 34253.87 | 34472.51 | 34253.87 | 34393.98 | 251010000 |
| 週4本値 | 34253.87 | 34631.11 | 34253.87 | 34529.45 | |

Historical Data by

 Arrangement by


| Crude Light Oil | | | | | | 出来高 |
|-----------------|-------|-------|-------|-------|--------|-----|
| Date | Open | High | Low | Close | 出来高 | |
| 2021/05/28 | 66.95 | 67.52 | 66.17 | 66.32 | 337542 | |
| 2021/05/27 | 66.16 | 66.92 | 65.47 | 66.85 | 337542 | |
| 2021/05/26 | 66.04 | 66.43 | 65.25 | 66.21 | 376207 | |
| 2021/05/25 | 66.02 | 66.51 | 65.41 | 66.07 | 497394 | |
| 2021/05/24 | 63.87 | 66.14 | 63.63 | 66.05 | 466647 | |
| 週4本値 | 63.87 | 67.52 | 63.63 | 66.32 | | |

| USDJPY | | | | | EURJPY | | | | | GBPJPY | | | | |
|------------|--------|--------|--------|--------|------------|--------|--------|--------|--------|------------|--------|--------|--------|--------|
| 日付 | 始値 | 高値 | 安値 | 終値 | 日付 | 始値 | 高値 | 安値 | 終値 | 日付 | 始値 | 高値 | 安値 | 終値 |
| 2021/05/28 | 109.85 | 110.20 | 109.75 | 109.83 | 2021/05/28 | 133.95 | 134.00 | 133.61 | 133.94 | 2021/05/28 | 156.00 | 156.06 | 155.59 | 155.87 |
| 2021/05/27 | 109.13 | 109.92 | 109.04 | 109.82 | 2021/05/27 | 133.09 | 134.06 | 132.93 | 133.93 | 2021/05/27 | 154.11 | 156.08 | 153.85 | 155.97 |
| 2021/05/26 | 108.77 | 109.18 | 108.72 | 109.14 | 2021/05/26 | 133.25 | 133.42 | 133.00 | 133.08 | 2021/05/26 | 153.90 | 154.35 | 153.78 | 154.11 |
| 2021/05/25 | 108.77 | 109.07 | 108.57 | 108.77 | 2021/05/25 | 132.88 | 133.61 | 132.85 | 133.24 | 2021/05/25 | 153.97 | 154.45 | 153.78 | 153.90 |
| 2021/05/24 | 108.92 | 109.00 | 108.70 | 108.77 | 2021/05/24 | 132.67 | 133.05 | 132.53 | 132.88 | 2021/05/24 | 154.20 | 154.20 | 153.78 | 153.97 |

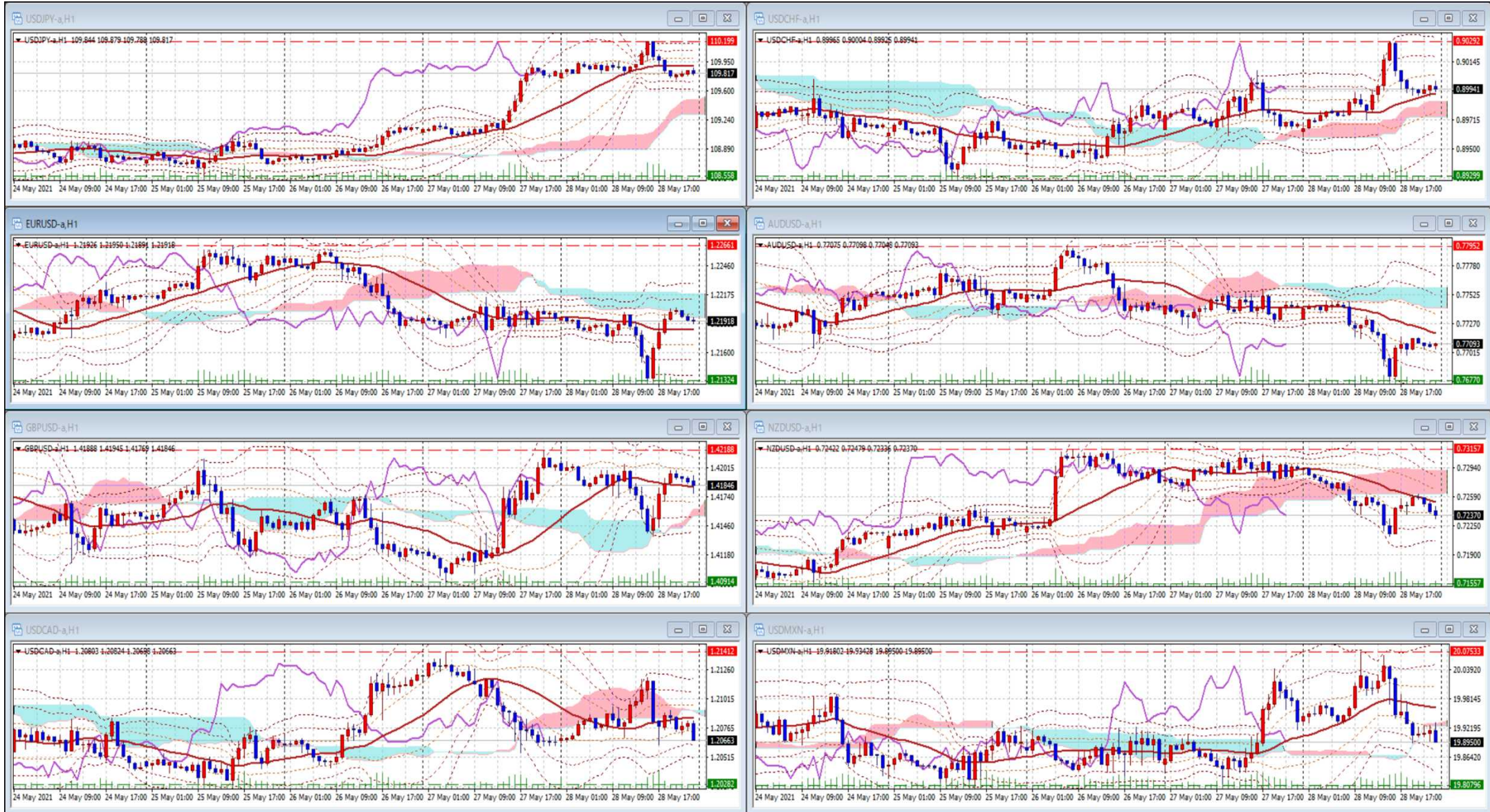
| USDJPY Weekly | | | | | EURJPY Weekly | | | | | GBPJPY Weekly | | | | |
|---------------|--------|--------|--------|--------|---------------|--------|--------|--------|--------|---------------|--------|--------|--------|--------|
| 日付 | 始値 | 高値 | 安値 | 終値 | 日付 | 始値 | 高値 | 安値 | 終値 | 日付 | 始値 | 高値 | 安値 | 終値 |
| 2021/05/28 | 108.92 | 110.20 | 108.57 | 109.83 | 2021/05/28 | 132.67 | 134.06 | 132.53 | 133.94 | 2021/05/28 | 154.20 | 156.08 | 153.78 | 155.87 |
| 2021/05/21 | 109.28 | 109.50 | 108.57 | 108.90 | 2021/05/21 | 132.69 | 133.44 | 132.52 | 132.72 | 2021/05/21 | 154.11 | 154.83 | 153.55 | 154.15 |
| 2021/05/14 | 108.63 | 109.79 | 108.35 | 109.35 | 2021/05/14 | 132.18 | 132.84 | 131.70 | 132.78 | 2021/05/14 | 152.11 | 154.43 | 152.04 | 154.16 |
| 2021/05/07 | 109.29 | 109.70 | 108.34 | 108.60 | 2021/05/07 | 131.47 | 132.18 | 130.99 | 132.13 | 2021/05/07 | 151.00 | 152.23 | 151.00 | 152.06 |
| 2021/04/30 | 107.95 | 109.34 | 107.65 | 109.29 | 2021/04/30 | 130.56 | 132.36 | 130.21 | 131.41 | 2021/04/30 | 149.78 | 152.41 | 149.54 | 150.97 |

先週のIMM取り扱い対ドル8通貨チャート

※ 赤点線は週最高値/青天線は週最低安値、BB中心線はSMA21

2021/05/24 ~ 2021/05/28

Chart by OANDA Japan MetaTrader4



Pivot Maker Ver 3.0 by FX_勝てば官軍?

<https://fx.najirane.com>