

JAPANESE YEN - CHICAGO MERCANTILE EXCHANGE

Code-097741

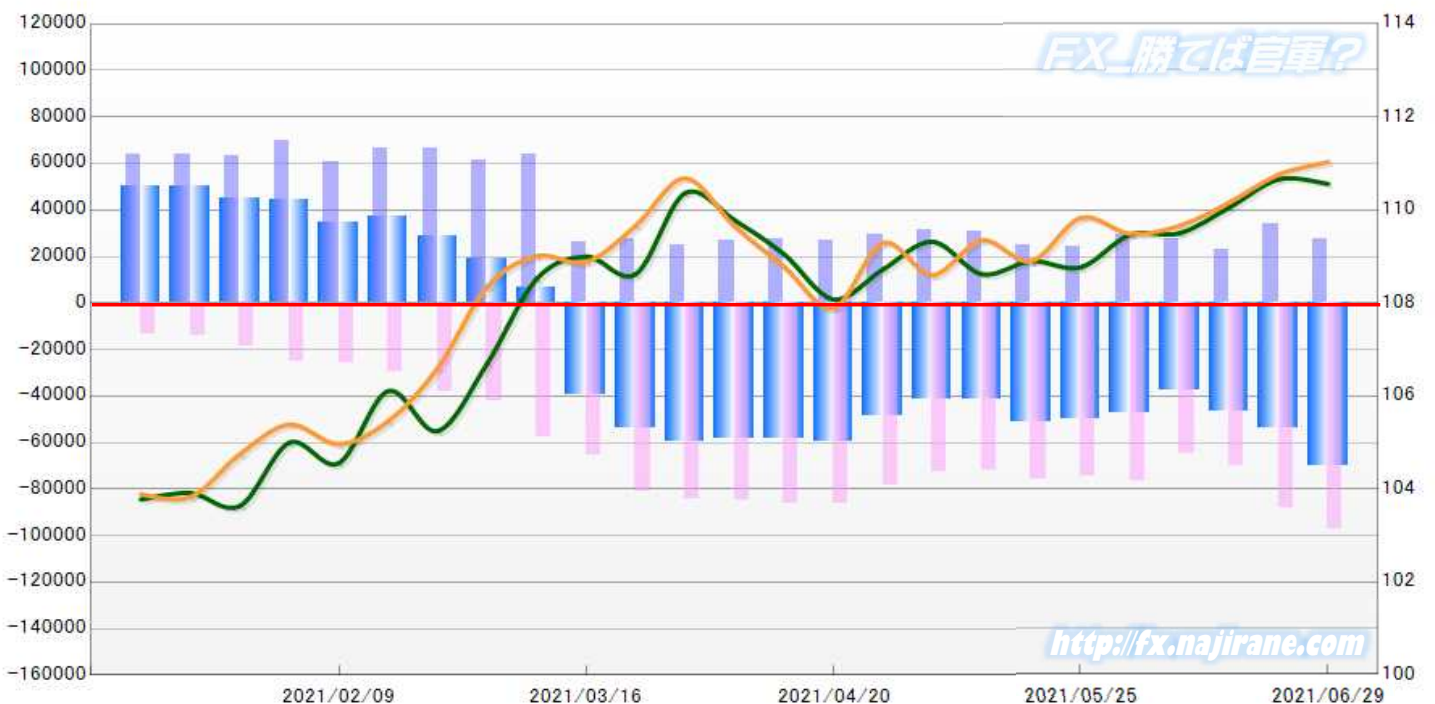
2021/01/05 ~ 2021/06/29

2021/07/02 NYクローズ時公表値

Report_Date	Non Commercial Positions												火曜日 引け値	金曜日 引け値
	Long	増減	増減(%)	Short	増減	増減(%)	売り越し	増減	増減(%)	売買計	増減	増減(%)		
2021/06/29	27380	-6738	-19.7%	97275	9295	10.6%	69895	16033	29.8%	124655	2557	2.1%	110.56	111.03
2021/06/22	34118	11144	48.5%	87980	18156	26.0%	53862	7012	15.0%	122098	29300	31.6%	110.66	110.76
2021/06/15	22974	-4274	-15.7%	69824	5262	8.2%	46850	9536	25.6%	92798	988	1.1%	110.05	110.16
2021/06/08	27248	-2214	-7.5%	64562	-12015	-15.7%	37314	-9801	-20.8%	91810	-14229	-13.4%	109.50	109.66
2021/06/01	29462	5299	21.9%	76577	2258	3.0%	47115	-3041	-6.1%	106039	7557	7.7%	109.47	109.49
2021/05/25	24163	-802	-3.2%	74319	-1594	-2.1%	50156	-792	-1.6%	98482	-2396	-2.4%	108.77	109.83
2021/05/18	24965	-5526	-18.1%	75913	3694	5.1%	50948	9220	22.1%	100878	-1832	-1.8%	108.90	108.90
2021/05/11	30491	-717	-2.3%	72219	-481	-0.7%	41728	236	0.6%	102710	-1198	-1.2%	108.62	109.35
2021/05/04	31208	1535	5.2%	72700	-5482	-7.0%	41492	-7017	-14.5%	103908	-3947	-3.7%	109.32	108.60
2021/04/27	29673	3056	11.5%	78182	-8254	-9.5%	48509	-11310	-18.9%	107855	-5198	-4.6%	108.72	109.29
2021/04/20	26617	-1065	-3.8%	86436	442	0.5%	59819	1507	2.6%	113053	-623	-0.5%	108.08	107.89
2021/04/13	27682	888	3.3%	85994	1211	1.4%	58312	323	0.6%	113676	2099	1.9%	109.05	108.78
2021/04/06	26794	2070	8.4%	84783	578	0.7%	57989	-1492	-2.5%	111577	2648	2.4%	109.78	109.65
2021/03/30	24724	-2800	-10.2%	84205	3156	3.9%	59481	5956	11.1%	108929	356	0.3%	110.36	110.68
2021/03/23	27524	1521	5.8%	81049	15678	24.0%	53525	14157	36.0%	108573	17199	18.8%	108.62	109.66
2021/03/16	26003	-38024	-59.4%	65371	7858	13.7%	39368	-45882	-704.4%	91374	-30166	-24.8%	109.00	108.88
2021/03/09	64027	2768	4.5%	57513	15524	37.0%	-6514	-12756	-66.2%	121540	18292	17.7%	108.52	109.01
2021/03/02	61259	-5411	-8.1%	41989	3941	10.4%	-19270	-9352	-32.7%	103248	-1470	-1.4%	106.70	108.35
2021/02/23	66670	-62	-0.1%	38048	8498	28.8%	-28622	-8560	-23.0%	104718	8436	8.8%	105.25	106.60
2021/02/16	66732	6013	9.9%	29550	3449	13.2%	-37182	2564	7.4%	96282	9462	10.9%	106.11	105.46
2021/02/09	60719	-8883	-12.8%	26101	1128	4.5%	-34618	-10011	-22.4%	86820	-7755	-8.2%	104.56	104.97
2021/02/02	69602	6139	9.7%	24973	6502	35.2%	-44629	-363	-0.8%	94575	12641	15.4%	105.00	105.39
2021/01/26	63463	-680	-1.1%	18471	4342	30.7%	-44992	-5022	-10.0%	81934	3662	4.7%	103.64	104.75
2021/01/19	64143	286	0.4%	14129	792	5.9%	-50014	-506	-1.0%	78272	1078	1.4%	103.92	103.83
2021/01/12	63857	-5306	-7.7%	13337	-5636	-29.7%	-50520	330	0.7%	77194	-10942	-12.4%	103.78	103.89
2021/01/05	69163			18973			-50190			88136			102.72	103.96

JAPANESE YEN - CHICAGO MERCANTILE EXCHANGE  
FUTURES ONLY POSITIONS

— 金曜終値 — 火曜終値 — Short枚数 — Long枚数 ■ 売り越し or 買い越し枚数



EURO FX - CHICAGO MERCANTILE EXCHANGE

Code-099741

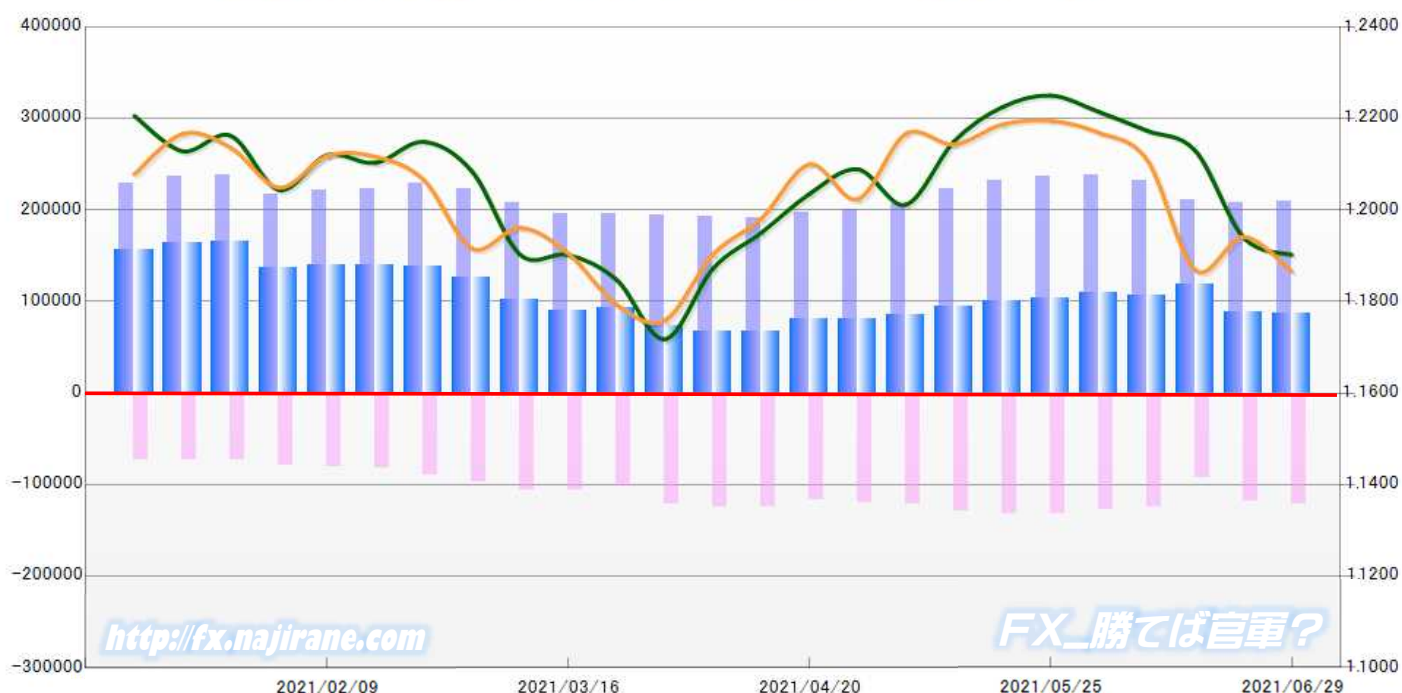
2021/01/05 ~ 2021/06/29

2021/07/02 NYクローズ時公表値

Report_Date	Non Commercial Positions											火曜日 引け値	金曜日 引け値	
	Long	増減		Short	増減		売り越し	増減		売買計	増減			
2021/06/29	209058	1195	0.6%	121912	3106	2.6%	-87146	-1911	-2.1%	330970	4301	1.3%	1.1902	1.1866
2021/06/22	207863	-2953	-1.4%	118806	26176	28.3%	-89057	-29129	-24.6%	326669	23223	7.7%	1.1940	1.1941
2021/06/15	210816	-21287	-9.2%	92630	-32260	-25.8%	-118186	10973	10.2%	303446	-53547	####	1.2129	1.1868
2021/06/08	232103	-5257	-2.2%	124890	-3148	-2.5%	-107213	-2109	-1.9%	356993	-8405	-2.3%	1.2173	1.2109
2021/06/01	237360	1257	0.5%	128038	-4065	-3.1%	-109322	5322	5.1%	365398	-2808	-0.8%	1.2214	1.2169
2021/05/25	236103	3773	1.6%	132103	-369	-0.3%	-104000	4142	4.1%	368206	3404	0.9%	1.2250	1.2195
2021/05/18	232330	8943	4.0%	132472	2992	2.3%	-99858	5951	6.3%	364802	11935	3.4%	1.2225	1.2187
2021/05/11	223387	16915	8.2%	129480	7837	6.4%	-93907	9078	10.7%	352867	24752	7.5%	1.2150	1.2143
2021/05/04	206472	6057	3.0%	121643	2195	1.8%	-84829	3862	4.8%	328115	8252	2.6%	1.2012	1.2166
2021/04/27	200415	3278	1.7%	119448	3119	2.7%	-80967	159	0.2%	319863	6397	2.0%	1.2089	1.2023
2021/04/20	197137	6497	3.4%	116329	-7460	-6.0%	-80808	13957	20.9%	313466	-963	-0.3%	1.2035	1.2100
2021/04/13	190640	-1590	-0.8%	123789	-919	-0.7%	-66851	-671	-1.0%	314429	-2509	-0.8%	1.1950	1.1981
2021/04/06	192230	-2533	-1.3%	124708	3684	3.0%	-67522	-6217	-8.4%	316938	1151	0.4%	1.1872	1.1903
2021/03/30	194763	-737	-0.4%	121024	18846	18.4%	-73739	-19583	-21.0%	315787	18109	6.1%	1.1718	1.1759
2021/03/23	195500	-357	-0.2%	102178	-3703	-3.5%	-93322	3346	3.7%	297678	-4060	-1.3%	1.1847	1.1793
2021/03/16	195857	-11731	-5.7%	105881	257	0.2%	-89976	-11988	-11.8%	301738	-11474	-3.7%	1.1902	1.1905
2021/03/09	207588	-15067	-6.8%	105624	8957	9.3%	-101964	-24024	-19.1%	313212	-6110	-1.9%	1.1902	1.1961
2021/03/02	222655	-5846	-2.6%	96667	6531	7.2%	-125988	-12377	-8.9%	319322	685	0.2%	1.2084	1.1916
2021/02/23	228501	5606	2.5%	90136	7247	8.7%	-138365	-1641	-1.2%	318637	12853	4.2%	1.2149	1.2066
2021/02/16	222895	1952	0.9%	82889	2168	2.7%	-140006	-216	-0.2%	305784	4120	1.4%	1.2103	1.2116
2021/02/09	220943	4056	1.9%	80721	837	1.0%	-140222	3219	2.3%	301664	4893	1.6%	1.2120	1.2118
2021/02/02	216887	-21212	-8.9%	79884	7129	9.8%	-137003	-28341	-17.1%	296771	-14083	-4.5%	1.2044	1.2049
2021/01/26	238099	1566	0.7%	72755	-312	-0.4%	-165344	1878	1.1%	310854	1254	0.4%	1.2162	1.2136
2021/01/19	236533	7776	3.4%	73067	200	0.3%	-163466	7576	4.9%	309600	7976	2.6%	1.2128	1.2166
2021/01/12	228757	3925	1.7%	72867	-8974	-11.0%	-155890	12899	9.0%	301624	-5049	-1.6%	1.2206	1.2078
2021/01/05	224832			81841			-142991			306673			1.2297	1.2224

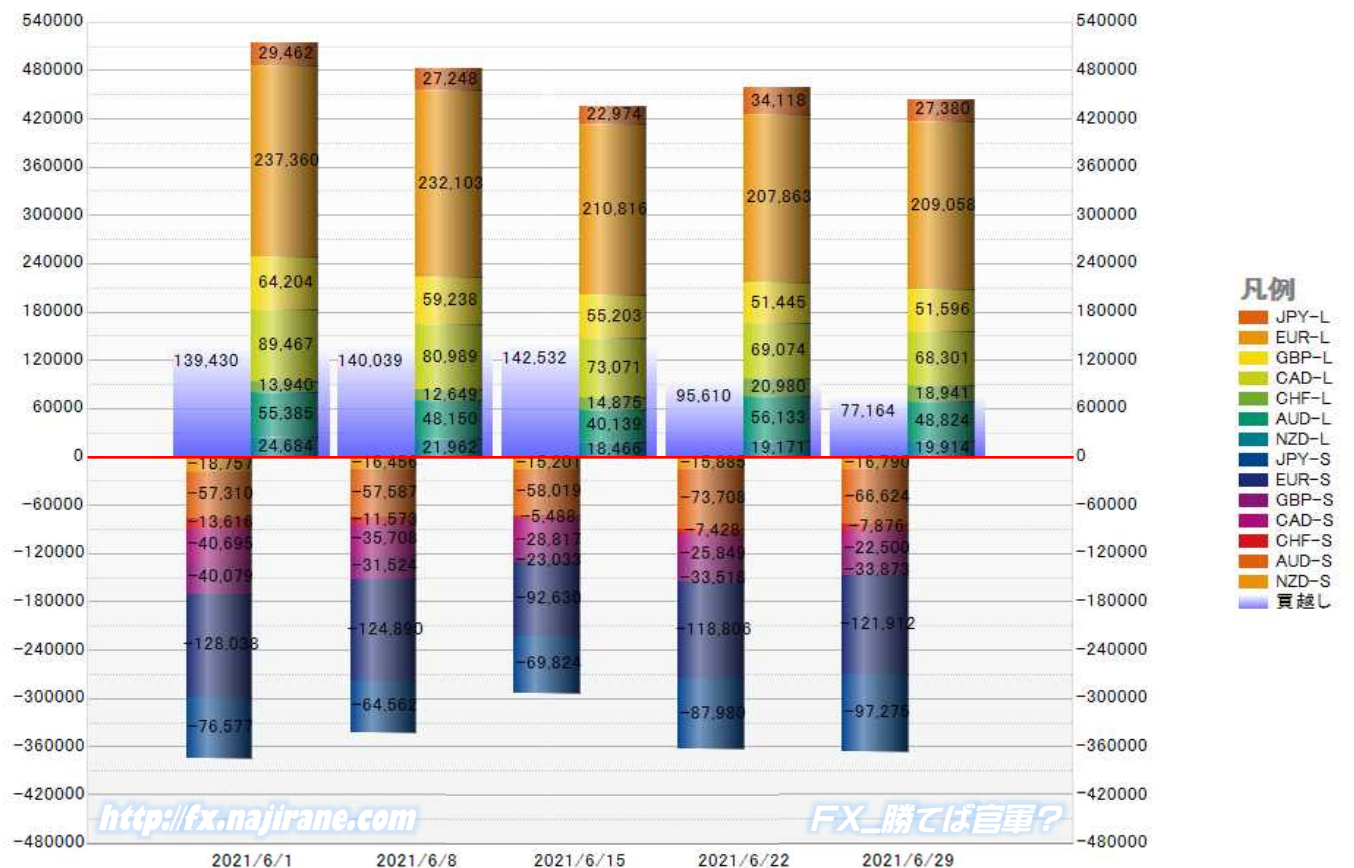
EURO FX - CHICAGO MERCANTILE EXCHANGE  
FUTURES ONLY POSITIONS

— 金曜締め最終値 — 火曜締め最終値 — Short枚数 — Long枚数 ■ 売り越し or 買い越し枚数



	2021/06/01			2021/06/08			2021/06/15			2021/06/22			2021/06/29		
	Long	Short	売り越し	Long	Short	売り越し	Long	Short	売り越し	Long	Short	売り越し	Long	Short	売り越し
JPY	29462	76577	47115	27248	64562	37314	22974	69824	46850	34118	87980	53862	<b>27380</b>	<b>97275</b>	<b>69895</b>
	前週比 枚数増減 (枚)			-2214	-12015	-9801	-4274	5262	9536	11144	18156	7012	-6738	9295	16033
	前週比 枚数増減 (%)			-7.5%	-15.7%	-20.8%	-15.7%	8.2%	25.6%	48.5%	26.0%	15.0%	-19.7%	10.6%	29.8%
EUR	237360	128038	-109322	232103	124890	-107213	210816	92630	-118186	207863	118806	-89057	<b>209058</b>	<b>121912</b>	<b>-87146</b>
	前週比 枚数増減 (枚)			-5257	-3148	-2109	-21287	-32260	10973	-2953	26176	-29129	1195	3106	-1911
	前週比 枚数増減 (%)			-2.2%	-2.5%	-1.9%	-9.2%	-25.8%	10.2%	-1.4%	28.3%	-24.6%	0.6%	2.6%	-2.1%
GBP	64204	40079	-24125	59238	31524	-27714	55203	23033	-32170	51445	33518	-17927	<b>51596</b>	<b>33873</b>	<b>-17723</b>
	前週比 枚数増減 (枚)			-4966	-8555	3589	-4035	-8491	4456	-3758	10485	-14243	151	355	-204
	前週比 枚数増減 (%)			-7.7%	-21.3%	14.9%	-6.8%	-26.9%	16.1%	-6.8%	45.5%	-44.3%	0.3%	1.1%	-1.1%
AUD	55385	57310	1925	48150	57587	9437	40139	58019	17880	56133	73708	17575	<b>48824</b>	<b>66624</b>	<b>17800</b>
	前週比 枚数増減 (枚)			-7235	277	7512	-8011	432	8443	15994	15689	-305	-7309	-7084	225
	前週比 枚数増減 (%)			-13.1%	0.5%	390.2%	-16.6%	0.8%	89.5%	39.8%	27.0%	-1.7%	-13.0%	-9.6%	1.3%
CAD	89467	40695	-48772	80989	35708	-45281	73071	28817	-44254	69074	25849	-43225	<b>68301</b>	<b>22500</b>	<b>-45801</b>
	前週比 枚数増減 (枚)			-8478	-4987	-3491	-7918	-6891	-1027	-3997	-2968	-1029	-773	-3349	2576
	前週比 枚数増減 (%)			-9.5%	-12.3%	-7.2%	-9.8%	-19.3%	-2.3%	-5.5%	-10.3%	-2.3%	-1.1%	-13.0%	6.0%
CHF	13940	13616	-324	12649	11573	-1076	14875	5488	-9387	20980	7428	-13552	<b>18941</b>	<b>7876</b>	<b>-11065</b>
	前週比 枚数増減 (枚)			-1291	-2043	752	2226	-6085	8311	6105	1940	4165	-2039	448	-2487
	前週比 枚数増減 (%)			-9.3%	-15.0%	232.1%	17.6%	-52.6%	772.4%	41.0%	35.3%	44.4%	-9.7%	6.0%	-18.4%
NZD	24684	18757	-5927	21962	16456	-5506	18466	15201	-3265	19171	15885	-3286	<b>19914</b>	<b>16790</b>	<b>-3124</b>
	前週比 枚数増減 (枚)			-2722	-2301	-421	-3496	-1255	-2241	705	684	21	743	905	-162
	前週比 枚数増減 (%)			-11.0%	-12.3%	-7.1%	-15.9%	-7.6%	-40.7%	3.8%	4.5%	0.6%	3.9%	5.7%	-4.9%
MXN	69880	73526	3646	63814	70375	6561	68675	92605	23930	61955	90546	28591	<b>71449</b>	<b>90903</b>	<b>19454</b>
	前週比 枚数増減 (枚)			-6066	-3151	2915	4861	22230	17369	-6720	-2059	4661	9494	357	-9137
	前週比 枚数増減 (%)			-8.7%	-4.3%	80.0%	7.6%	31.6%	264.7%	-9.8%	-2.2%	19.5%	15.3%	0.4%	-32.0%
Total All 8	<b>584382</b>	<b>448598</b>	<b>-135784</b>	<b>546153</b>	<b>412675</b>	<b>-133478</b>	<b>504219</b>	<b>385617</b>	<b>-118602</b>	<b>520739</b>	<b>453720</b>	<b>-67019</b>	<b>515463</b>	<b>457753</b>	<b>-57710</b>
	前週比 枚数増減 (枚)			-38229	-35923	-2306	-41934	-27058	-14876	16520	68103	-51583	-5276	4033	-9309
	前週比 枚数増減 (%)			-6.5%	-8.0%	-1.7%	-7.7%	-6.6%	-11.1%	3.3%	17.7%	-43.5%	-1.0%	0.9%	-13.9%
Total 7 (MXN除く)	<b>514502</b>	<b>375072</b>	<b>-139430</b>	<b>482339</b>	<b>342300</b>	<b>-140039</b>	<b>435544</b>	<b>293012</b>	<b>-142532</b>	<b>458784</b>	<b>363174</b>	<b>-95610</b>	<b>444014</b>	<b>366850</b>	<b>-77164</b>
	前週比 枚数増減 (枚)			-32163	-32772	609	-46795	-49288	2493	23240	70162	-46922	-14770	3676	-18446
	前週比 枚数増減 (%)			-6.3%	-8.7%	0.4%	-9.7%	-14.4%	1.8%	5.3%	23.9%	-32.9%	-3.2%	1.0%	-19.3%

### 直近5週 CFTC IMM主要7通貨の構成



<http://fx.najirane.com>

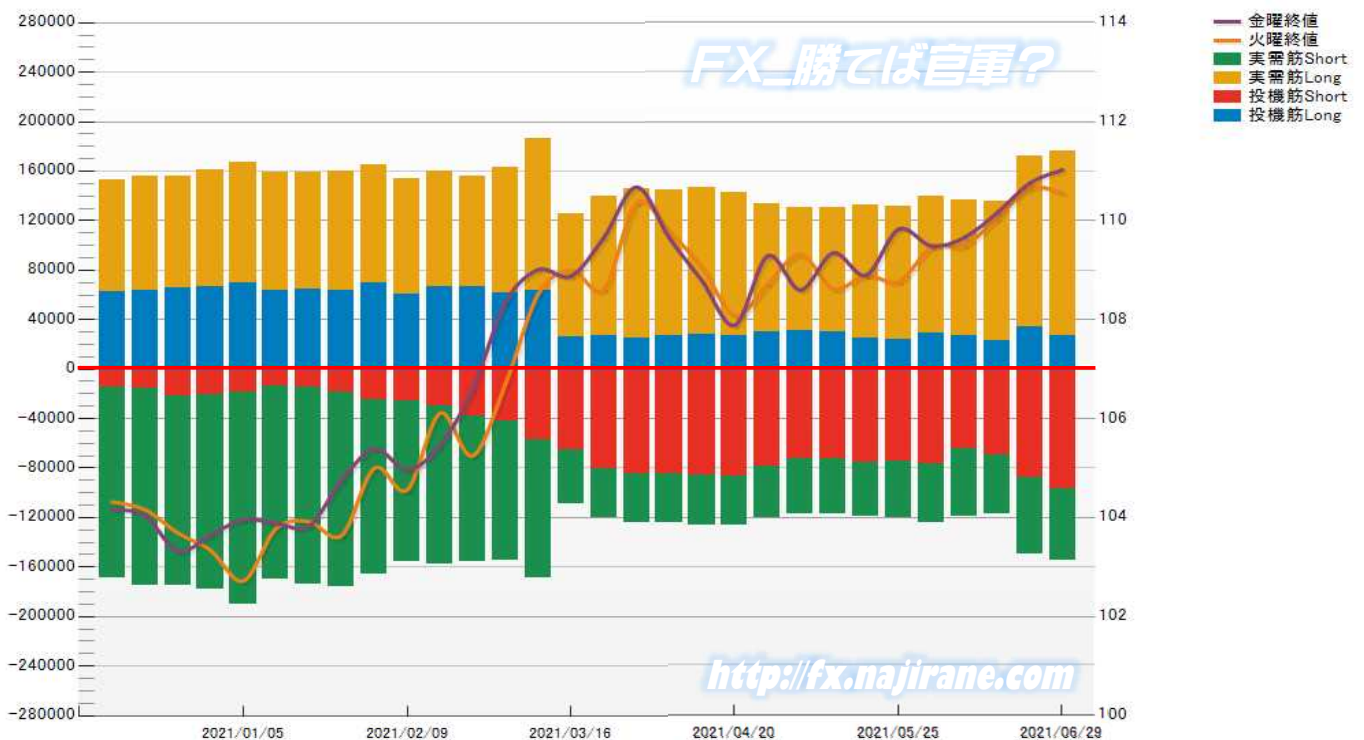
FXに勝てば官軍?

JAPANESE YEN - CHICAGO MERCANTILE EXCHANGE  
FUTURES ONLY POSITIONS

Code-097741  
2021/07/02 公表値

Date	投機筋集計				実需筋集計				投機筋+実需筋合計				ドル円終値	
	円買い	円売り	売り越し	売買計	円買い	円売り	売り越し	売買計	円買い	円売り	売り越し	売買計	火曜締め	金曜締め
2021/06/29	27380	97275	69895	124655	149165	57450	-91715	206615	176545	154725	-21820	331270	110.56	111.03
2021/06/22	34118	87980	53862	122098	138242	62072	-76170	200314	172360	150052	-22308	322412	110.66	110.76
2021/06/15	22974	69824	46850	92798	112798	47481	-65317	160279	135772	117305	-18467	253077	110.05	110.16
2021/06/08	27248	64562	37314	91810	108879	54611	-54268	163490	136127	119173	-16954	255300	109.50	109.66
2021/06/01	29462	76577	47115	106039	110690	48111	-62579	158801	140152	124688	-15464	264840	109.47	109.49
2021/05/25	24163	74319	50156	98482	107377	46024	-61353	153401	131540	120343	-11197	251883	108.77	109.83
2021/05/18	24965	75913	50948	100878	107486	43385	-64101	150871	132451	119298	-13153	251749	108.90	108.90
2021/05/11	30491	72219	41728	102710	99644	44421	-55223	144065	130135	116640	-13495	246775	108.62	109.35
2021/05/04	31208	72700	41492	103908	99092	44761	-54331	143853	130300	117461	-12839	247761	109.32	108.60
2021/04/27	29673	78182	48509	107855	103999	42071	-61928	146070	133672	120253	-13419	253925	108.72	109.29
2021/04/20	26617	86436	59819	113053	115715	39632	-76083	155347	142332	126068	-16264	268400	108.08	107.89
2021/04/13	27682	85994	58312	113676	119216	40446	-78770	159662	146898	126440	-20458	273338	109.05	108.78
2021/04/06	26794	84783	57989	111577	117846	39309	-78537	157155	144640	124092	-20548	268732	109.78	109.65
2021/03/30	24724	84205	59481	108929	121115	40234	-80881	161349	145839	124439	-21400	270278	110.36	110.68
2021/03/23	27524	81049	53525	108573	112098	39186	-72912	151284	139622	120235	-19387	259857	108.62	109.66
2021/03/16	26003	65371	39368	91374	99385	43104	-56281	142489	125388	108475	-16913	233863	109.00	108.88
2021/03/09	64027	57513	-6514	121540	122099	111283	-10816	233382	186126	168796	-17330	354922	108.52	109.01
2021/03/02	61259	41989	-19270	103248	101787	113100	11313	214887	163046	155089	-7957	318135	106.70	108.35
2021/02/23	66670	38048	-28622	104718	89663	117750	28087	207413	156333	155798	-535	312131	105.25	106.60
2021/02/16	66732	29550	-37182	96282	92764	128250	35486	221014	159496	157800	-1696	317296	106.11	105.46
2021/02/09	60719	26101	-34618	86820	92849	129722	36873	222571	153568	155823	2255	309391	104.56	104.97
2021/02/02	69602	24973	-44629	94575	95041	140921	45880	235962	164643	165894	1251	330537	105.00	105.39
2021/01/26	63463	18471	-44992	81934	96095	157655	61560	253750	159558	176126	16568	335684	103.64	104.75
2021/01/19	64143	14129	-50014	78272	94924	159866	64942	254790	159067	173995	14928	333062	103.92	103.83
2021/01/12	63857	13337	-50520	77194	94609	156406	61797	251015	158466	169743	11277	328209	103.78	103.89
2021/01/05	69163	18973	-50190	88136	98129	171246	73117	269375	167292	190219	22927	357511	102.72	103.96
2020/12/21	66970	20877	-46093	87847	93605	156671	63066	250276	160575	177548	16973	338123	103.34	103.65
2020/12/15	65376	21413	-43963	86789	90761	153874	63113	244635	156137	175287	19150	331424	103.69	103.32
2020/12/08	63585	15419	-48166	79004	92587	159561	66974	252148	156172	174980	18808	331152	104.16	104.04
2020/12/01	62449	14946	-47503	77395	90038	153443	63405	243481	152487	168389	15902	320876	104.32	104.17

JAPANESE YEN - CHICAGO MERCANTILE EXCHANGE  
FUTURES ONLY POSITIONS Code-097741

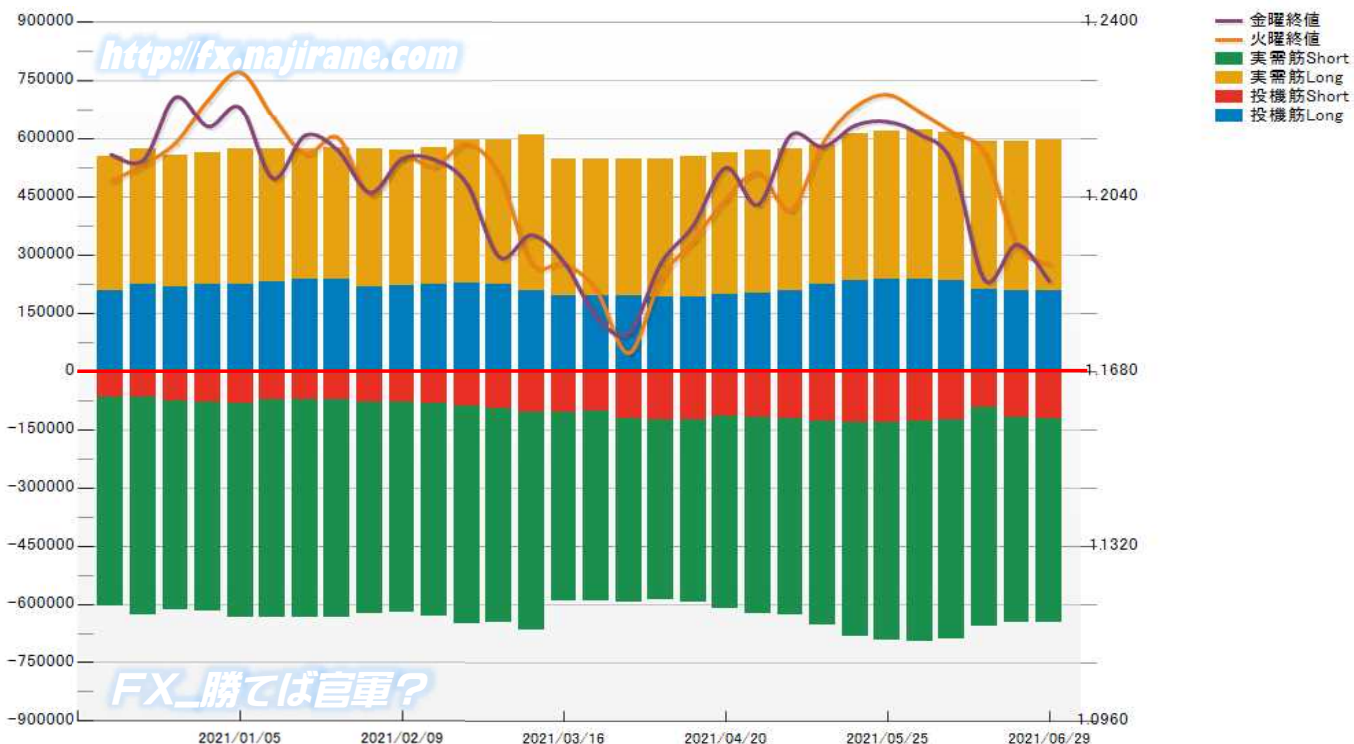


EURO FX - CHICAGO MERCANTILE EXCHANGE  
FUTURES ONLY POSITIONS

Code-099741  
2021/07/02 公表値

Date	投機筋集計				実需筋集計				投機筋+実需筋合計				ユーロドル終値	
	EUR買い	EUR売り	売り越し	売買計	EUR買い	EUR売り	売り越し	売買計	EUR買い	EUR売り	売り越し	売買計	火曜締め	金曜締め
2021/06/29	209058	121912	-87146	330970	387635	524237	136602	911872	596693	646149	49456	1242842	1.1902	1.1866
2021/06/22	207863	118806	-89057	326669	383894	528473	144579	912367	591757	647279	55522	1239036	1.1940	1.1941
2021/06/15	210816	92630	-118186	303446	381409	563500	182091	944909	592225	656130	63905	1248355	1.2129	1.1868
2021/06/08	232103	124890	-107213	356993	382766	565245	182479	948011	614869	690135	75266	1305004	1.2173	1.2109
2021/06/01	237360	128038	-109322	365398	384998	568512	183514	953510	622358	696550	74192	1318908	1.2214	1.2169
2021/05/25	236103	132103	-104000	368206	381869	561735	179866	943604	617972	693838	75866	1311810	1.2250	1.2195
2021/05/18	232330	132472	-99858	364802	378241	551145	172904	929386	610571	683617	73046	1294188	1.2225	1.2187
2021/05/11	223387	129480	-93907	352867	357792	522697	164905	880489	581179	652177	70998	1233356	1.2150	1.2143
2021/05/04	206472	121643	-84829	328115	364947	507105	142158	872052	571419	628748	57329	1200167	1.2012	1.2166
2021/04/27	200415	119448	-80967	319863	368662	504495	135833	873157	569077	623943	54866	1193020	1.2089	1.2023
2021/04/20	197137	116329	-80808	313466	365754	494986	129232	860740	562891	611315	48424	1174206	1.2035	1.2100
2021/04/13	190640	123789	-66851	314429	361380	471014	109634	832394	552020	594803	42783	1146823	1.1950	1.1981
2021/04/06	192230	124708	-67522	316938	354401	464142	109741	818543	546631	588850	42219	1135481	1.1872	1.1903
2021/03/30	194763	121024	-73739	315787	351292	472620	121328	823912	546055	593644	47589	1139699	1.1718	1.1759
2021/03/23	195500	102178	-93322	297678	350520	488553	138033	839073	546020	590731	44711	1136751	1.1847	1.1793
2021/03/16	195857	105881	-89976	301738	349395	484374	134979	833769	545252	590255	45003	1135507	1.1902	1.1905
2021/03/09	207588	105624	-101964	313212	402394	559836	157442	962230	609982	665460	55478	1275442	1.1902	1.1961
2021/03/02	222655	96667	-125988	319322	374362	550290	175928	924652	597017	646957	49940	1243974	1.2084	1.1916
2021/02/23	228501	90136	-138365	318637	366500	560917	194417	927417	595001	651053	56052	1246054	1.2149	1.2066
2021/02/16	222895	82889	-140006	305784	352756	546512	193756	899268	575651	629401	53750	1205052	1.2103	1.2116
2021/02/09	220943	80721	-140222	301664	349377	541364	191987	890741	570320	622085	51765	1192405	1.2120	1.2118
2021/02/02	216887	79884	-137003	296771	354432	543240	188808	897672	571319	623124	51805	1194443	1.2044	1.2049
2021/01/26	238099	72755	-165344	310854	339228	559856	220628	899084	577327	632611	55284	1209938	1.2162	1.2136
2021/01/19	236533	73067	-163466	309600	337268	559646	222378	896914	573801	632713	58912	1206514	1.2128	1.2166
2021/01/12	228757	72867	-155890	301624	345185	560987	215802	906172	573942	633854	59912	1207796	1.2206	1.2078
2021/01/05	224832	81841	-142991	306673	349449	550714	201265	900163	574281	632555	58274	1206836	1.2297	1.2224
2020/12/21	222443	78541	-143902	300984	339342	538743	199401	878085	561785	617284	55499	1179069	1.2239	1.2185
2020/12/15	218710	76877	-141833	295587	338345	537607	199262	875952	557055	614484	57429	1171539	1.2151	1.2245
2020/12/08	222521	66092	-156429	288613	349005	562077	213072	911082	571526	628169	56643	1199695	1.2106	1.2116
2020/12/01	207302	67408	-139894	274710	345848	536756	190908	882604	553150	604164	51014	1157314	1.2072	1.2127

EURO FX - CHICAGO MERCANTILE EXCHANGE  
FUTURES ONLY POSITIONS Code-099741













# IMM扱い8通貨/ダウ/日経/金/オイル/主要クロス円の過去5日及び過去5週の4本値

AUDUSD					CADUSD					CHFUSD				
Date	Open	High	Low	Close	Date	Open	High	Low	Close	Date	Open	High	Low	Close
2021/07/02	0.7469	0.7533	0.7447	0.7529	2021/07/02	0.8038	0.8124	0.8032	0.8114	2021/07/02	1.0805	1.0869	1.0782	1.0860
2021/07/01	0.7501	0.7508	0.7461	0.7470	2021/07/01	0.8066	0.8088	0.8035	0.8038	2021/07/01	1.0810	1.0827	1.0786	1.0805
2021/06/30	0.7516	0.7527	0.7492	0.7501	2021/06/30	0.8066	0.8093	0.8049	0.8066	2021/06/30	1.0859	1.0862	1.0797	1.0810
2021/06/29	0.7569	0.7571	0.7508	0.7515	2021/06/29	0.8104	0.8109	0.8063	0.8065	2021/06/29	1.0875	1.0882	1.0831	1.0859
2021/06/28	0.7591	0.7602	0.7555	0.7569	2021/06/28	0.8132	0.8138	0.8099	0.8105	2021/06/28	1.0899	1.0909	1.0852	1.0873

CNYUSD					EURUSD					GBPUSD				
Date	Open	High	Low	Close	Date	Open	High	Low	Close	Date	Open	High	Low	Close
2021/07/02	0.1545	0.1545	0.1541	0.1542	2021/07/02	1.1850	1.1874	1.1808	1.1866	2021/07/02	1.3763	1.3844	1.3733	1.3835
2021/07/01	0.1546	0.1547	0.1545	0.1546	2021/07/01	1.1859	1.1884	1.1838	1.1850	2021/07/01	1.3831	1.3834	1.3753	1.3763
2021/06/30	0.1547	0.1548	0.1546	0.1547	2021/06/30	1.1899	1.1909	1.1845	1.1859	2021/06/30	1.3840	1.3873	1.3799	1.3831
2021/06/29	0.1548	0.1549	0.1547	0.1547	2021/06/29	1.1926	1.1930	1.1878	1.1902	2021/06/29	1.3881	1.3882	1.3815	1.3840
2021/06/28	0.1548	0.1549	0.1546	0.1548	2021/06/28	1.1937	1.1945	1.1903	1.1927	2021/06/28	1.3885	1.3940	1.3871	1.3881

JPYUSD					MXNUSD					NZDUSD				
Date	Open	High	Low	Close	Date	Open	High	Low	Close	Date	Open	High	Low	Close
2021/07/02	0.8966	0.9013	0.8956	0.9007	2021/07/02	4.9989	5.0637	4.9875	5.0577	2021/07/02	0.6968	0.7037	0.6949	0.7032
2021/07/01	0.9001	0.9007	0.8958	0.8966	2021/07/01	5.0148	5.0224	4.9837	4.9989	2021/07/01	0.6991	0.7010	0.6962	0.6968
2021/06/30	0.9044	0.9056	0.8999	0.9001	2021/06/30	5.0423	5.0546	5.0090	5.0148	2021/06/30	0.6997	0.7007	0.6965	0.6991
2021/06/29	0.9040	0.9055	0.9029	0.9045	2021/06/29	5.0451	5.0570	5.0294	5.0423	2021/06/29	0.7042	0.7051	0.6980	0.6997
2021/06/28	0.9025	0.9050	0.9011	0.9041	2021/06/28	5.0458	5.0620	5.0251	5.0451	2021/06/28	0.7068	0.7086	0.7024	0.7042

Nikkei 225 - Japan (NIX)					出来高	
Date	Open	High	Low	Close	(ドル建て終値)	#VALUE!
2021/07/02	28719.24	28849.32	28688.63	28783.28	259.25	#VALUE!
2021/07/01	28832.41	28832.61	28624.80	28707.04	257.38	0 903774700
2021/06/30	28896.31	28998.99	28779.76	28791.53	259.16	458889900 832243100
2021/06/29	28927.44	28950.50	28735.64	28812.61	260.61	539680600 962239500
2021/06/28	29112.66	29120.11	28984.93	29048.02	262.61	597270300 1032460800
週4本値	29112.66	29120.11	28624.80	28783.28	259.25	(N225銘柄計) (東証一部全体計)

XAUUSD				
Date	Open	High	Low	Close
2021/07/02	1777.05	1795.07	1774.45	1787.97
2021/07/01	1770.03	1782.78	1765.85	1776.76
2021/06/30	1761.71	1774.42	1753.46	1770.21
2021/06/29	1778.27	1779.02	1751.16	1761.17
2021/06/28	1781.11	1785.89	1770.76	1778.37
週4本値	1781.11	1795.07	1751.16	1787.97

Dow Jones Industrial - USA (DJIA)					出来高
Date	Open	High	Low	Close	
2021/07/02	34642.42	34821.93	34613.49	34786.35	303059001
2021/07/01	34507.32	34640.28	34498.85	34633.53	268280000
2021/06/30	34290.74	34553.16	34245.48	34502.51	295560000
2021/06/29	34338.89	34469.83	34266.83	34292.29	282360000
2021/06/28	34428.10	34449.65	34186.13	34283.27	280280000
週4本値	34428.10	34821.93	34186.13	34786.35	

Historical Data by  
  
 Arrangement by  


Crude Light Oil						出来高
Date	Open	High	Low	Close		
2021/07/02	75.02	75.62	74.41	75.16	615678	
2021/07/01	73.50	76.22	73.39	75.23	615678	
2021/06/30	73.47	74.14	72.82	73.47	383626	
2021/06/29	72.78	73.81	71.97	72.98	321448	
2021/06/28	73.99	74.45	72.62	72.91	354701	
週4本値	73.99	76.22	71.97	75.16		

USDJPY					EURJPY					GBPJPY				
日付	始値	高値	安値	終値	日付	始値	高値	安値	終値	日付	始値	高値	安値	終値
2021/07/02	111.53	111.66	110.95	111.03	2021/07/02	132.16	132.23	131.68	131.74	2021/07/02	153.50	153.73	153.09	153.60
2021/07/01	111.10	111.64	111.03	111.54	2021/07/01	131.75	132.43	131.57	132.17	2021/07/01	153.66	153.97	153.36	153.51
2021/06/30	110.57	111.12	110.42	111.10	2021/06/30	131.56	131.78	131.28	131.75	2021/06/30	153.03	153.76	152.68	153.66
2021/06/29	110.62	110.76	110.43	110.56	2021/06/29	131.93	131.95	131.28	131.59	2021/06/29	153.55	153.55	152.62	153.02
2021/06/28	110.80	110.97	110.50	110.61	2021/06/28	132.27	132.35	131.78	131.93	2021/06/28	153.85	154.23	153.39	153.55

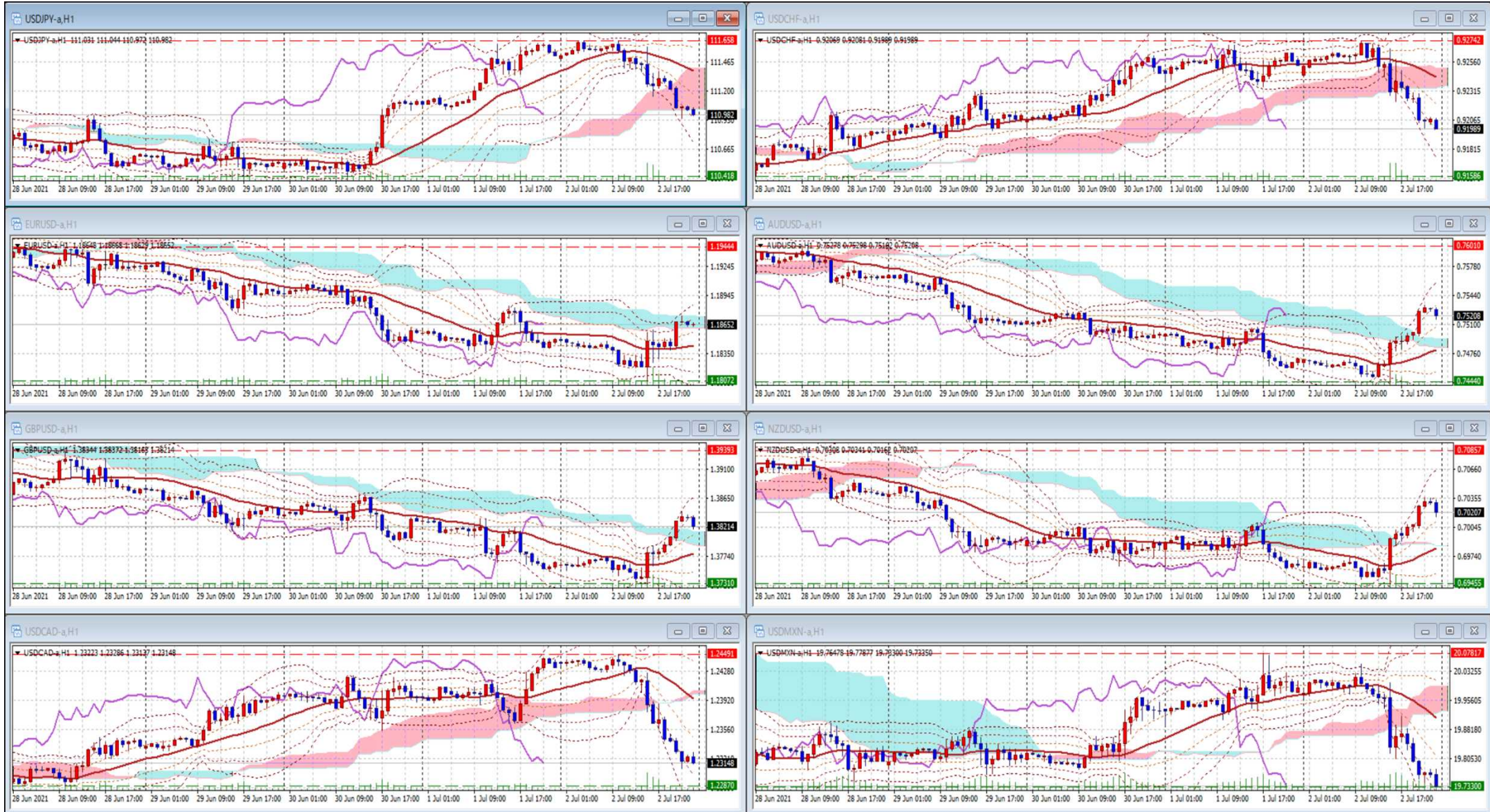
USDJPY Weekly					EURJPY Weekly					GBPJPY Weekly				
日付	始値	高値	安値	終値	日付	始値	高値	安値	終値	日付	始値	高値	安値	終値
2021/07/02	110.80	111.66	110.42	111.03	2021/07/02	132.27	132.43	131.28	131.74	2021/07/02	153.85	154.23	152.62	153.60
2021/06/25	110.24	111.11	109.72	110.76	2021/06/25	130.81	132.70	130.05	132.27	2021/06/25	152.12	155.16	151.33	153.86
2021/06/18	109.65	110.82	109.61	110.16	2021/06/18	132.77	133.68	130.62	130.74	2021/06/18	154.75	155.49	152.11	152.15
2021/06/11	109.51	109.84	109.19	109.66	2021/06/11	133.23	133.75	132.67	132.78	2021/06/11	155.08	155.32	154.14	154.78
2021/06/04	109.84	110.33	109.33	109.49	2021/06/04	133.96	134.13	133.14	133.23	2021/06/04	155.89	155.94	154.84	155.10

# 先週のIMM取り扱い対ドル8通貨チャート

※ 赤点線は週最高値/青点線は週最低値、BB中心線はSMA21

2021/06/28 ~ 2021/07/02

Chart by OANDA Japan MetaTrader4



Pivot Maker Ver 3.0 by FX\_勝てば官軍?

<https://fx.najirane.com>