

JAPANESE YEN - CHICAGO MERCANTILE EXCHANGE

Code-097741

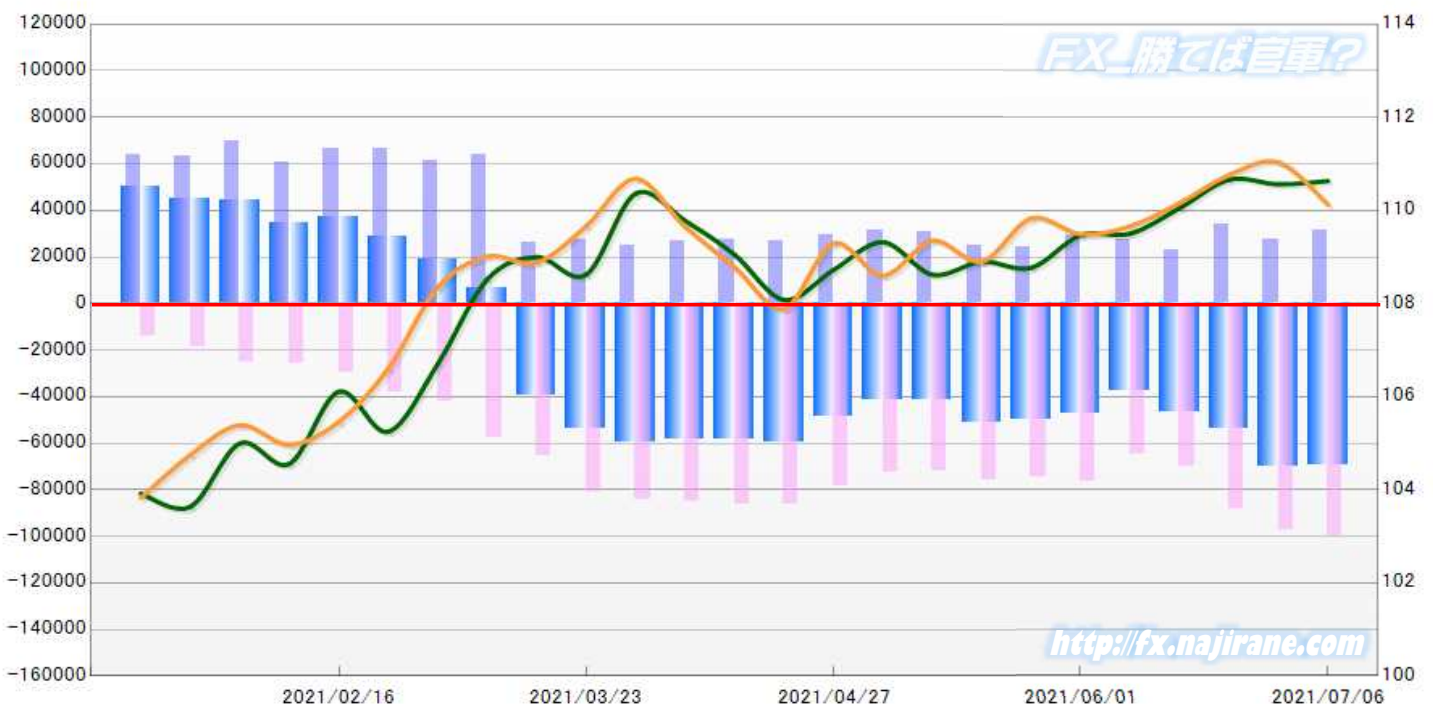
2021/01/12 ~ 2021/07/06

2021/07/09 NYクローズ時公表値

Report_Date	Non Commercial Positions												火曜日 引け値	金曜日 引け値
	Long	増減	増減(%)	Short	増減	増減(%)	売り越し	増減	増減(%)	売買計	増減	増減(%)		
2021/07/06	31625	4245	15.5%	100761	3486	3.6%	69136	-759	-1.1%	132386	7731	6.2%	110.63	110.12
2021/06/29	27380	-6738	-19.7%	97275	9295	10.6%	69895	16033	29.8%	124655	2557	2.1%	110.56	111.03
2021/06/22	34118	11144	48.5%	87980	18156	26.0%	53862	7012	15.0%	122098	29300	31.6%	110.66	110.76
2021/06/15	22974	-4274	-15.7%	69824	5262	8.2%	46850	9536	25.6%	92798	988	1.1%	110.05	110.16
2021/06/08	27248	-2214	-7.5%	64562	-12015	-15.7%	37314	-9801	-20.8%	91810	-14229	-13.4%	109.50	109.66
2021/06/01	29462	5299	21.9%	76577	2258	3.0%	47115	-3041	-6.1%	106039	7557	7.7%	109.47	109.49
2021/05/25	24163	-802	-3.2%	74319	-1594	-2.1%	50156	-792	-1.6%	98482	-2396	-2.4%	108.77	109.83
2021/05/18	24965	-5526	-18.1%	75913	3694	5.1%	50948	9220	22.1%	100878	-1832	-1.8%	108.90	108.90
2021/05/11	30491	-717	-2.3%	72219	-481	-0.7%	41728	236	0.6%	102710	-1198	-1.2%	108.62	109.35
2021/05/04	31208	1535	5.2%	72700	-5482	-7.0%	41492	-7017	-14.5%	103908	-3947	-3.7%	109.32	108.60
2021/04/27	29673	3056	11.5%	78182	-8254	-9.5%	48509	-11310	-18.9%	107855	-5198	-4.6%	108.72	109.29
2021/04/20	26617	-1065	-3.8%	86436	442	0.5%	59819	1507	2.6%	113053	-623	-0.5%	108.08	107.89
2021/04/13	27682	888	3.3%	85994	1211	1.4%	58312	323	0.6%	113676	2099	1.9%	109.05	108.78
2021/04/06	26794	2070	8.4%	84783	578	0.7%	57989	-1492	-2.5%	111577	2648	2.4%	109.78	109.65
2021/03/30	24724	-2800	-10.2%	84205	3156	3.9%	59481	5956	11.1%	108929	356	0.3%	110.36	110.68
2021/03/23	27524	1521	5.8%	81049	15678	24.0%	53525	14157	36.0%	108573	17199	18.8%	108.62	109.66
2021/03/16	26003	-38024	-59.4%	65371	7858	13.7%	39368	-45882	-704.4%	91374	-30166	-24.8%	109.00	108.88
2021/03/09	64027	2768	4.5%	57513	15524	37.0%	-6514	-12756	-66.2%	121540	18292	17.7%	108.52	109.01
2021/03/02	61259	-5411	-8.1%	41989	3941	10.4%	-19270	-9352	-32.7%	103248	-1470	-1.4%	106.70	108.35
2021/02/23	66670	-62	-0.1%	38048	8498	28.8%	-28622	-8560	-23.0%	104718	8436	8.8%	105.25	106.60
2021/02/16	66732	6013	9.9%	29550	3449	13.2%	-37182	2564	7.4%	96282	9462	10.9%	106.11	105.46
2021/02/09	60719	-8883	-12.8%	26101	1128	4.5%	-34618	-10011	-22.4%	86820	-7755	-8.2%	104.56	104.97
2021/02/02	69602	6139	9.7%	24973	6502	35.2%	-44629	-363	-0.8%	94575	12641	15.4%	105.00	105.39
2021/01/26	63463	-680	-1.1%	18471	4342	30.7%	-44992	-5022	-10.0%	81934	3662	4.7%	103.64	104.75
2021/01/19	64143	286	0.4%	14129	792	5.9%	-50014	-506	-1.0%	78272	1078	1.4%	103.92	103.83
2021/01/12	63857			13337			-50520			77194			103.78	103.89

JAPANESE YEN - CHICAGO MERCANTILE EXCHANGE
FUTURES ONLY POSITIONS

— 金曜終値 — 火曜終値 — Short枚数 — Long枚数 ■ 売り越し or 買い越し枚数



EURO FX - CHICAGO MERCANTILE EXCHANGE

Code-099741

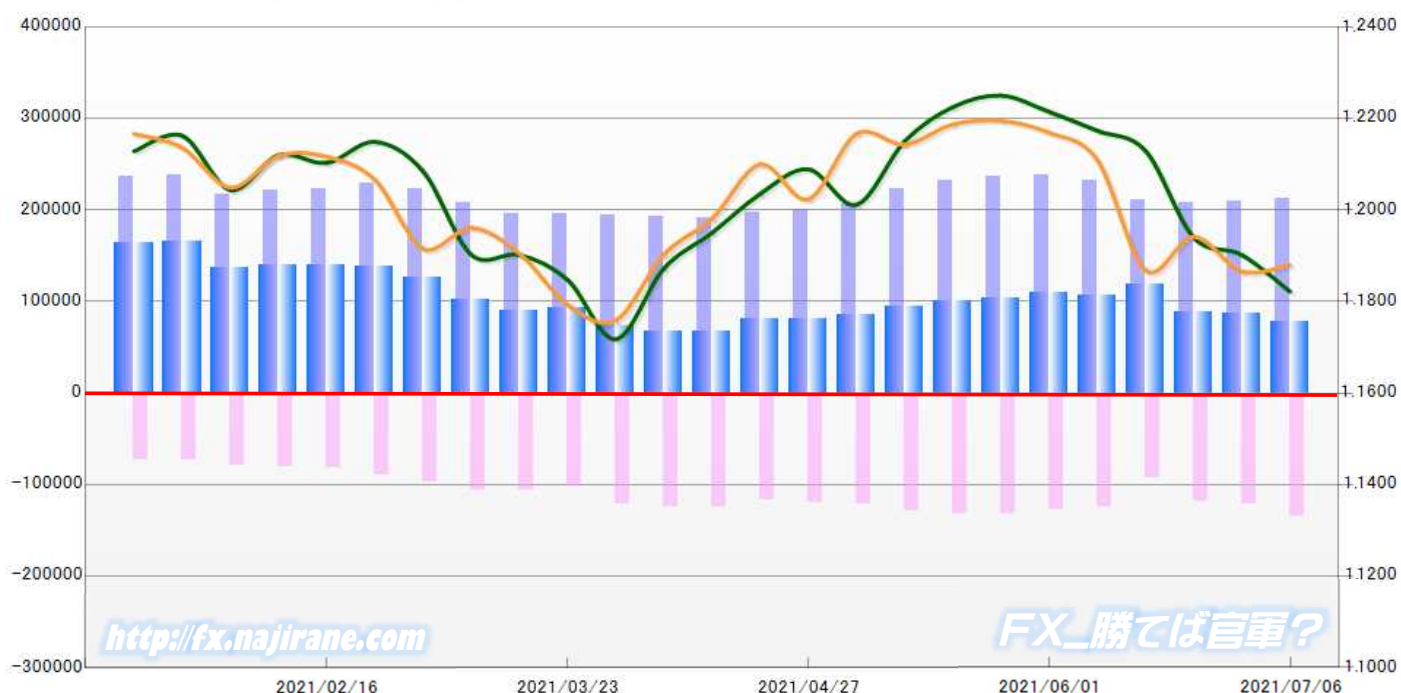
2021/01/12 ~ 2021/07/06

2021/07/09 NYクローズ時公表値

Report_Date	Non Commercial Positions											火曜日 引け値	金曜日 引け値	
	Long	増減		Short	増減		売り越し	増減		売買計	増減			
2021/07/06	212998	3940	1.9%	135808	13896	11.4%	-77190	-9956	-11.4%	348806	17836	5.4%	1.1822	1.1880
2021/06/29	209058	1195	0.6%	121912	3106	2.6%	-87146	-1911	-2.1%	330970	4301	1.3%	1.1902	1.1866
2021/06/22	207863	-2953	-1.4%	118806	26176	28.3%	-89057	-29129	-24.6%	326669	23223	7.7%	1.1940	1.1941
2021/06/15	210816	-21287	-9.2%	92630	-32260	-25.8%	-118186	10973	10.2%	303446	-53547	####	1.2129	1.1868
2021/06/08	232103	-5257	-2.2%	124890	-3148	-2.5%	-107213	-2109	-1.9%	356993	-8405	-2.3%	1.2173	1.2109
2021/06/01	237360	1257	0.5%	128038	-4065	-3.1%	-109322	5322	5.1%	365398	-2808	-0.8%	1.2214	1.2169
2021/05/25	236103	3773	1.6%	132103	-369	-0.3%	-104000	4142	4.1%	368206	3404	0.9%	1.2250	1.2195
2021/05/18	232330	8943	4.0%	132472	2992	2.3%	-99858	5951	6.3%	364802	11935	3.4%	1.2225	1.2187
2021/05/11	223387	16915	8.2%	129480	7837	6.4%	-93907	9078	10.7%	352867	24752	7.5%	1.2150	1.2143
2021/05/04	206472	6057	3.0%	121643	2195	1.8%	-84829	3862	4.8%	328115	8252	2.6%	1.2012	1.2166
2021/04/27	200415	3278	1.7%	119448	3119	2.7%	-80967	159	0.2%	319863	6397	2.0%	1.2089	1.2023
2021/04/20	197137	6497	3.4%	116329	-7460	-6.0%	-80808	13957	20.9%	313466	-963	-0.3%	1.2035	1.2100
2021/04/13	190640	-1590	-0.8%	123789	-919	-0.7%	-66851	-671	-1.0%	314429	-2509	-0.8%	1.1950	1.1981
2021/04/06	192230	-2533	-1.3%	124708	3684	3.0%	-67522	-6217	-8.4%	316938	1151	0.4%	1.1872	1.1903
2021/03/30	194763	-737	-0.4%	121024	18846	18.4%	-73739	-19583	-21.0%	315787	18109	6.1%	1.1718	1.1759
2021/03/23	195500	-357	-0.2%	102178	-3703	-3.5%	-93322	3346	3.7%	297678	-4060	-1.3%	1.1847	1.1793
2021/03/16	195857	-11731	-5.7%	105881	257	0.2%	-89976	-11988	-11.8%	301738	-11474	-3.7%	1.1902	1.1905
2021/03/09	207588	-15067	-6.8%	105624	8957	9.3%	-101964	-24024	-19.1%	313212	-6110	-1.9%	1.1902	1.1961
2021/03/02	222655	-5846	-2.6%	96667	6531	7.2%	-125988	-12377	-8.9%	319322	685	0.2%	1.2084	1.1916
2021/02/23	228501	5606	2.5%	90136	7247	8.7%	-138365	-1641	-1.2%	318637	12853	4.2%	1.2149	1.2066
2021/02/16	222895	1952	0.9%	82889	2168	2.7%	-140006	-216	-0.2%	305784	4120	1.4%	1.2103	1.2116
2021/02/09	220943	4056	1.9%	80721	837	1.0%	-140222	3219	2.3%	301664	4893	1.6%	1.2120	1.2118
2021/02/02	216887	-21212	-8.9%	79884	7129	9.8%	-137003	-28341	-17.1%	296771	-14083	-4.5%	1.2044	1.2049
2021/01/26	238099	1566	0.7%	72755	-312	-0.4%	-165344	1878	1.1%	310854	1254	0.4%	1.2162	1.2136
2021/01/19	236533	7776	3.4%	73067	200	0.3%	-163466	7576	4.9%	309600	7976	2.6%	1.2128	1.2166
2021/01/12	228757			72867			-155890			301624			1.2206	1.2078

EURO FX - CHICAGO MERCANTILE EXCHANGE
FUTURES ONLY POSITIONS

— 金曜締め最終値 — 火曜締め最終値 — Short枚数 — Long枚数 ■ 売り越し or 買い越し枚数

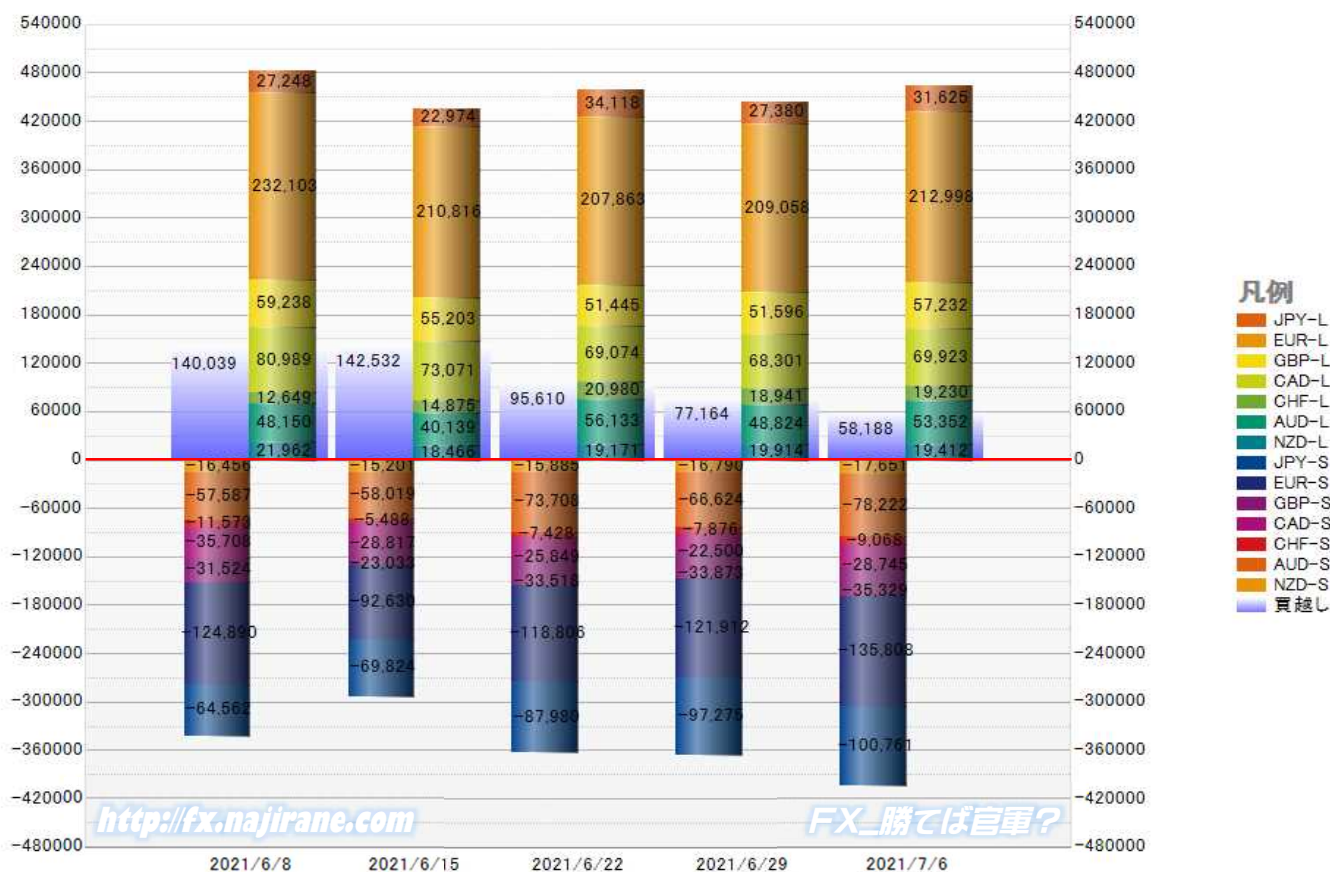


<http://fx.najirane.com>

FX_勝てば官軍?

	2021/06/08			2021/06/15			2021/06/22			2021/06/29			2021/07/06		
	Long	Short	売り越し	Long	Short	売り越し	Long	Short	売り越し	Long	Short	売り越し	Long	Short	売り越し
JPY	27248	64562	37314	22974	69824	46850	34118	87980	53862	27380	97275	69895	31625	100761	69136
	前週比 枚数増減 (枚)			-4274	5262	9536	11144	18156	7012	-6738	9295	16033	4245	3486	-759
	前週比 枚数増減 (%)			-15.7%	8.2%	25.6%	48.5%	26.0%	15.0%	-19.7%	10.6%	29.8%	15.5%	3.6%	-1.1%
EUR	232103	124890	-107213	210816	92630	-118186	207863	118806	-89057	209058	121912	-87146	212998	135808	-77190
	前週比 枚数増減 (枚)			-21287	-32260	10973	-2953	26176	-29129	1195	3106	-1911	3940	13896	-9956
	前週比 枚数増減 (%)			-9.2%	-25.8%	10.2%	-1.4%	28.3%	-24.6%	0.6%	2.6%	-2.1%	1.9%	11.4%	-11.4%
GBP	59238	31524	-27714	55203	23033	-32170	51445	33518	-17927	51596	33873	-17723	57232	35329	-21903
	前週比 枚数増減 (枚)			-4035	-8491	4456	-3758	10485	-14243	151	355	-204	5636	1456	4180
	前週比 枚数増減 (%)			-6.8%	-26.9%	16.1%	-6.8%	45.5%	-44.3%	0.3%	1.1%	-1.1%	10.9%	4.3%	23.6%
AUD	48150	57587	9437	40139	58019	17880	56133	73708	17575	48824	66624	17800	53352	78222	24870
	前週比 枚数増減 (枚)			-8011	432	8443	15994	15689	-305	-7309	-7084	225	4528	11598	7070
	前週比 枚数増減 (%)			-16.6%	0.8%	89.5%	39.8%	27.0%	-1.7%	-13.0%	-9.6%	1.3%	9.3%	17.4%	39.7%
CAD	80989	35708	-45281	73071	28817	-44254	69074	25849	-43225	68301	22500	-45801	69923	28745	-41178
	前週比 枚数増減 (枚)			-7918	-6891	-1027	-3997	-2968	-1029	-773	-3349	2576	1622	6245	-4623
	前週比 枚数増減 (%)			-9.8%	-19.3%	-2.3%	-5.5%	-10.3%	-2.3%	-1.1%	-13.0%	6.0%	2.4%	27.8%	-10.1%
CHF	12649	11573	-1076	14875	5488	-9387	20980	7428	-13552	18941	7876	-11065	19230	9068	-10162
	前週比 枚数増減 (枚)			2226	-6085	8311	6105	1940	4165	-2039	448	-2487	289	1192	-903
	前週比 枚数増減 (%)			17.6%	-52.6%	77.4%	41.0%	35.3%	44.4%	-9.7%	6.0%	-18.4%	1.5%	15.1%	-8.2%
NZD	21962	16456	-5506	18466	15201	-3265	19171	15885	-3286	19914	16790	-3124	19412	17651	-1761
	前週比 枚数増減 (枚)			-3496	-1255	-2241	705	684	21	743	905	-162	-502	861	-1363
	前週比 枚数増減 (%)			-15.9%	-7.6%	-40.7%	3.8%	4.5%	0.6%	3.9%	5.7%	-4.9%	-2.5%	5.1%	-43.6%
MXN	63814	70375	6561	68675	92605	23930	61955	90546	28591	71449	90903	19454	70788	93121	22333
	前週比 枚数増減 (枚)			4861	22230	17369	-6720	-2059	4661	9494	357	-9137	-661	2218	2879
	前週比 枚数増減 (%)			7.6%	31.6%	264.7%	-9.8%	-2.2%	19.5%	15.3%	0.4%	-32.0%	-0.9%	2.4%	14.8%
Total All 8	546153	412675	-133478	504219	385617	-118602	520739	453720	-67019	515463	457753	-57710	534560	498705	-35855
	前週比 枚数増減 (枚)			-41934	-27058	-14876	16520	68103	-51583	-5276	4033	-9309	19097	40952	-21855
	前週比 枚数増減 (%)			-7.7%	-6.6%	-11.1%	3.3%	17.7%	-43.5%	-1.0%	0.9%	-13.9%	3.7%	8.9%	-37.9%
Total 7 (MXN除く)	482339	342300	-140039	435544	293012	-142532	458784	363174	-95610	444014	366850	-77164	463772	405584	-58188
	前週比 枚数増減 (枚)			-46795	-49288	2493	23240	70162	-46922	-14770	3676	-18446	19758	38734	-18976
	前週比 枚数増減 (%)			-9.7%	-14.4%	1.8%	5.3%	23.9%	-32.9%	-3.2%	1.0%	-19.3%	4.4%	10.6%	-24.6%

直近5週 CFTC IMM主要7通貨の構成

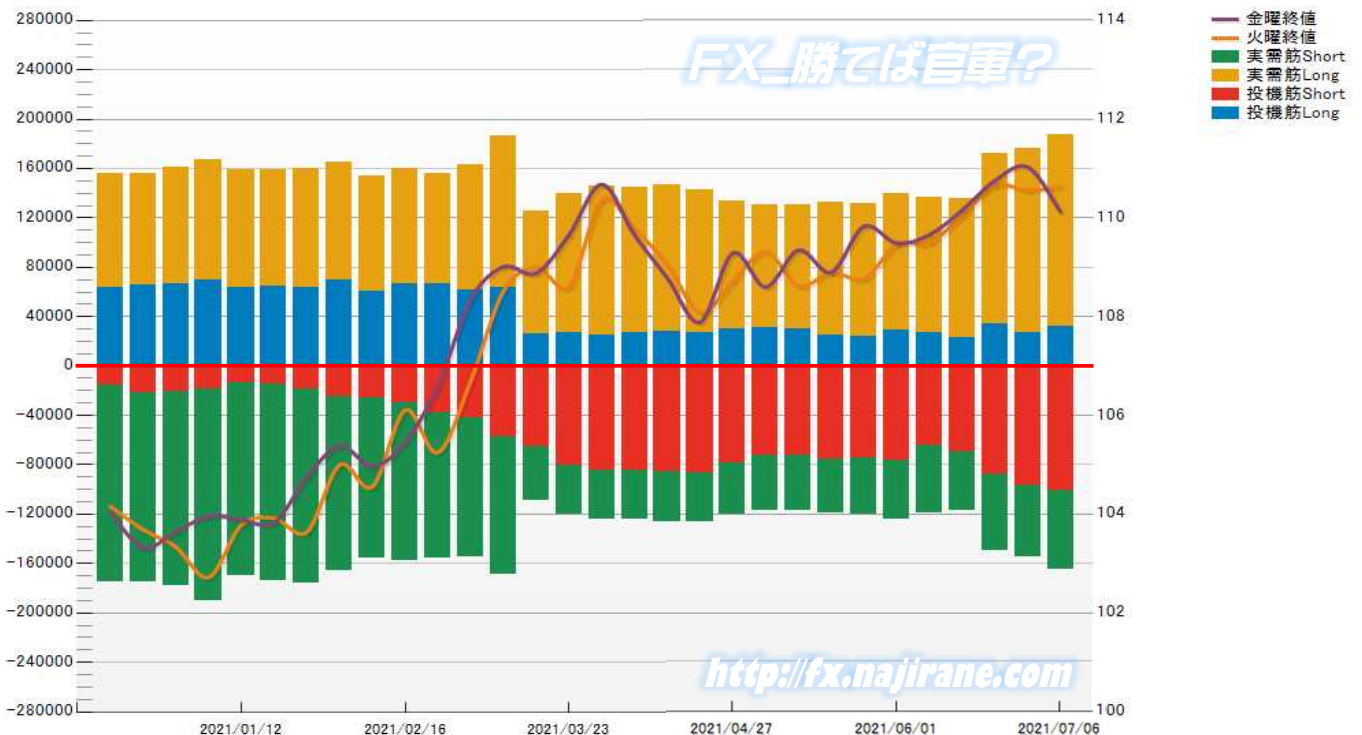


JAPANESE YEN - CHICAGO MERCANTILE EXCHANGE
FUTURES ONLY POSITIONS

Code-097741
2021/07/09 公表値

Date	投機筋集計				実需筋集計				投機筋+実需筋合計				ドル円終値	
	円買い	円売り	売り越し	売買計	円買い	円売り	売り越し	売買計	円買い	円売り	売り越し	売買計	火曜締め	金曜締め
2021/07/06	31625	100761	69136	132386	155707	63576	-92131	219283	187332	164337	-22995	351669	110.63	110.12
2021/06/29	27380	97275	69895	124655	149165	57450	-91715	206615	176545	154725	-21820	331270	110.56	111.03
2021/06/22	34118	87980	53862	122098	138242	62072	-76170	200314	172360	150052	-22308	322412	110.66	110.76
2021/06/15	22974	69824	46850	92798	112798	47481	-65317	160279	135772	117305	-18467	253077	110.05	110.16
2021/06/08	27248	64562	37314	91810	108879	54611	-54268	163490	136127	119173	-16954	255300	109.50	109.66
2021/06/01	29462	76577	47115	106039	110690	48111	-62579	158801	140152	124688	-15464	264840	109.47	109.49
2021/05/25	24163	74319	50156	98482	107377	46024	-61353	153401	131540	120343	-11197	251883	108.77	109.83
2021/05/18	24965	75913	50948	100878	107486	43385	-64101	150871	132451	119298	-13153	251749	108.90	108.90
2021/05/11	30491	72219	41728	102710	99644	44421	-55223	144065	130135	116640	-13495	246775	108.62	109.35
2021/05/04	31208	72700	41492	103908	99092	44761	-54331	143853	130300	117461	-12839	247761	109.32	108.60
2021/04/27	29673	78182	48509	107855	103999	42071	-61928	146070	133672	120253	-13419	253925	108.72	109.29
2021/04/20	26617	86436	59819	113053	115715	39632	-76083	155347	142332	126068	-16264	268400	108.08	107.89
2021/04/13	27682	85994	58312	113676	119216	40446	-78770	159662	146898	126440	-20458	273338	109.05	108.78
2021/04/06	26794	84783	57989	111577	117846	39309	-78537	157155	144640	124092	-20548	268732	109.78	109.65
2021/03/30	24724	84205	59481	108929	121115	40234	-80881	161349	145839	124439	-21400	270278	110.36	110.68
2021/03/23	27524	81049	53525	108573	112098	39186	-72912	151284	139622	120235	-19387	259857	108.62	109.66
2021/03/16	26003	65371	39368	91374	99385	43104	-56281	142489	125388	108475	-16913	233863	109.00	108.88
2021/03/09	64027	57513	-6514	121540	122099	111283	-10816	233382	186126	168796	-17330	354922	108.52	109.01
2021/03/02	61259	41989	-19270	103248	101787	113100	11313	214887	163046	155089	-7957	318135	106.70	108.35
2021/02/23	66670	38048	-28622	104718	89663	117750	28087	207413	156333	155798	-535	312131	105.25	106.60
2021/02/16	66732	29550	-37182	96282	92764	128250	35486	221014	159496	157800	-1696	317296	106.11	105.46
2021/02/09	60719	26101	-34618	86820	92849	129722	36873	222571	153568	155823	2255	309391	104.56	104.97
2021/02/02	69602	24973	-44629	94575	95041	140921	45880	235962	164643	165894	1251	330537	105.00	105.39
2021/01/26	63463	18471	-44992	81934	96095	157655	61560	253750	159558	176126	16568	335684	103.64	104.75
2021/01/19	64143	14129	-50014	78272	94924	159866	64942	254790	159067	173995	14928	333062	103.92	103.83
2021/01/12	63857	13337	-50520	77194	94609	156406	61797	251015	158466	169743	11277	328209	103.78	103.89
2021/01/05	69163	18973	-50190	88136	98129	171246	73117	269375	167292	190219	22927	357511	102.72	103.96
2020/12/21	66970	20877	-46093	87847	93605	156671	63066	250276	160575	177548	16973	338123	103.34	103.65
2020/12/15	65376	21413	-43963	86789	90761	153874	63113	244635	156137	175287	19150	331424	103.69	103.32
2020/12/08	63585	15419	-48166	79004	92587	159561	66974	252148	156172	174980	18808	331152	104.16	104.04

JAPANESE YEN - CHICAGO MERCANTILE EXCHANGE
FUTURES ONLY POSITIONS Code-097741

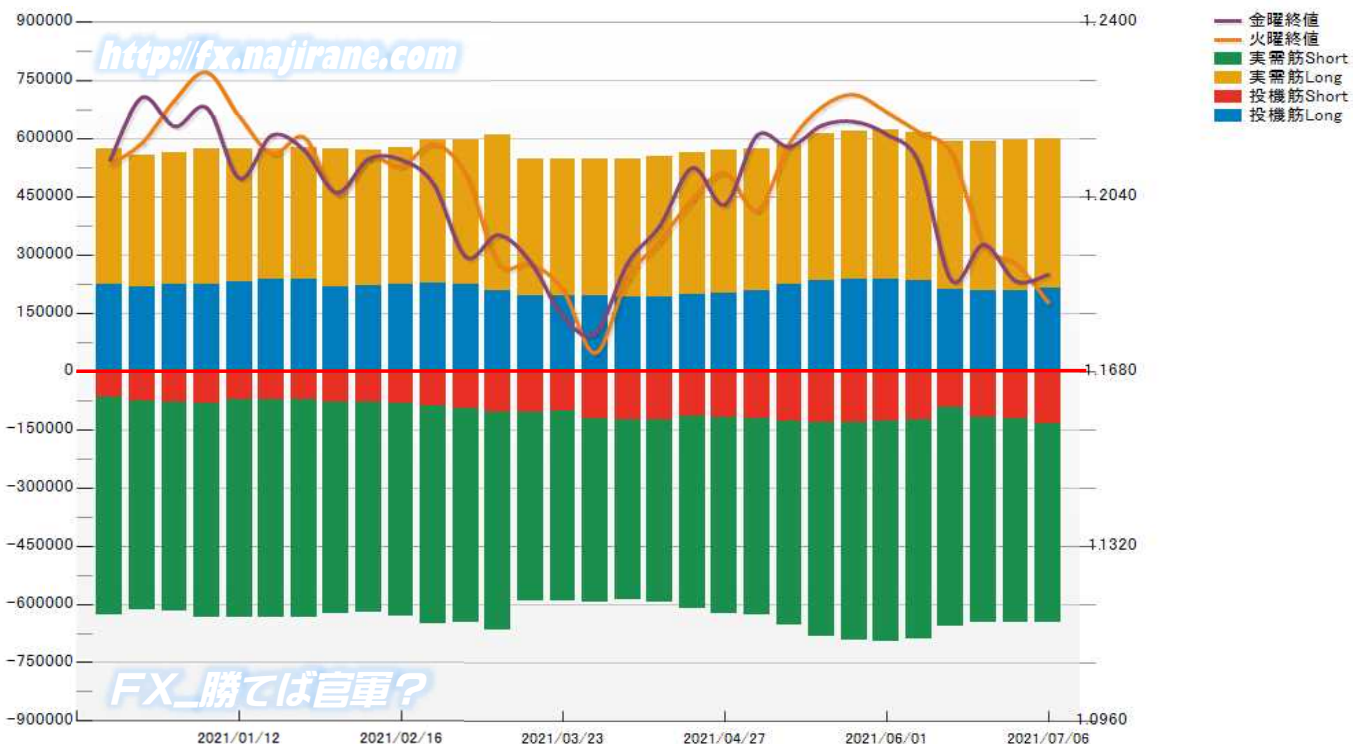


EURO FX - CHICAGO MERCANTILE EXCHANGE
FUTURES ONLY POSITIONS

Code-099741
2021/07/09 公表値

Date	投機筋集計				実需筋集計				投機筋+実需筋合計				ユーロドル終値	
	EUR買い	EUR売り	売り越し	売買計	EUR買い	EUR売り	売り越し	売買計	EUR買い	EUR売り	売り越し	売買計	火曜締め	金曜締め
2021/07/06	212998	135808	-77190	348806	386189	510347	124158	896536	599187	646155	46968	1245342	1.1822	1.1880
2021/06/29	209058	121912	-87146	330970	387635	524237	136602	911872	596693	646149	49456	1242842	1.1902	1.1866
2021/06/22	207863	118806	-89057	326669	383894	528473	144579	912367	591757	647279	55522	1239036	1.1940	1.1941
2021/06/15	210816	92630	-118186	303446	381409	563500	182091	944909	592225	656130	63905	1248355	1.2129	1.1868
2021/06/08	232103	124890	-107213	356993	382766	565245	182479	948011	614869	690135	75266	1305004	1.2173	1.2109
2021/06/01	237360	128038	-109322	365398	384998	568512	183514	953510	622358	696550	74192	1318908	1.2214	1.2169
2021/05/25	236103	132103	-104000	368206	381869	561735	179866	943604	617972	693838	75866	1311810	1.2250	1.2195
2021/05/18	232330	132472	-99858	364802	378241	551145	172904	929386	610571	683617	73046	1294188	1.2225	1.2187
2021/05/11	223387	129480	-93907	352867	357792	522697	164905	880489	581179	652177	70998	1233356	1.2150	1.2143
2021/05/04	206472	121643	-84829	328115	364947	507105	142158	872052	571419	628748	57329	1200167	1.2012	1.2166
2021/04/27	200415	119448	-80967	319863	368662	504495	135833	873157	569077	623943	54866	1193020	1.2089	1.2023
2021/04/20	197137	116329	-80808	313466	365754	494986	129232	860740	562891	611315	48424	1174206	1.2035	1.2100
2021/04/13	190640	123789	-66851	314429	361380	471014	109634	832394	552020	594803	42783	1146823	1.1950	1.1981
2021/04/06	192230	124708	-67522	316938	354401	464142	109741	818543	546631	588850	42219	1135481	1.1872	1.1903
2021/03/30	194763	121024	-73739	315787	351292	472620	121328	823912	546055	593644	47589	1139699	1.1718	1.1759
2021/03/23	195500	102178	-93322	297678	350520	488553	138033	839073	546020	590731	44711	1136751	1.1847	1.1793
2021/03/16	195857	105881	-89976	301738	349395	484374	134979	833769	545252	590255	45003	1135507	1.1902	1.1905
2021/03/09	207588	105624	-101964	313212	402394	559836	157442	962230	609982	665460	55478	1275442	1.1902	1.1961
2021/03/02	222655	96667	-125988	319322	374362	550290	175928	924652	597017	646957	49940	1243974	1.2084	1.1916
2021/02/23	228501	90136	-138365	318637	366500	560917	194417	927417	595001	651053	56052	1246054	1.2149	1.2066
2021/02/16	222895	82889	-140006	305784	352756	546512	193756	899268	575651	629401	53750	1205052	1.2103	1.2116
2021/02/09	220943	80721	-140222	301664	349377	541364	191987	890741	570320	622085	51765	1192405	1.2120	1.2118
2021/02/02	216887	79884	-137003	296771	354432	543240	188808	897672	571319	623124	51805	1194443	1.2044	1.2049
2021/01/26	238099	72755	-165344	310854	339228	559856	220628	899084	577327	632611	55284	1209938	1.2162	1.2136
2021/01/19	236533	73067	-163466	309600	337268	559646	222378	896914	573801	632713	58912	1206514	1.2128	1.2166
2021/01/12	228757	72867	-155890	301624	345185	560987	215802	906172	573942	633854	59912	1207796	1.2206	1.2078
2021/01/05	224832	81841	-142991	306673	349449	550714	201265	900163	574281	632555	58274	1206836	1.2297	1.2224
2020/12/21	222443	78541	-143902	300984	339342	538743	199401	878085	561785	617284	55499	1179069	1.2239	1.2185
2020/12/15	218710	76877	-141833	295587	338345	537607	199262	875952	557055	614484	57429	1171539	1.2151	1.2245
2020/12/08	222521	66092	-156429	288613	349005	562077	213072	911082	571526	628169	56643	1199695	1.2106	1.2116

EURO FX - CHICAGO MERCANTILE EXCHANGE
FUTURES ONLY POSITIONS Code-099741



IMM扱い8通貨/ダウ/日経/金/オイル/主要クロス円の過去5日及び過去5週の4本値

AUDUSD					CADUSD					CHFUSD				
Date	Open	High	Low	Close	Date	Open	High	Low	Close	Date	Open	High	Low	Close
2021/07/09	0.7431	0.7494	0.7410	0.7494	2021/07/09	0.7980	0.8034	0.7964	0.8034	2021/07/09	1.0931	1.0946	1.0899	1.0945
2021/07/08	0.7484	0.7489	0.7417	0.7429	2021/07/08	0.8012	0.8014	0.7943	0.7978	2021/07/08	1.0804	1.0948	1.0798	1.0930
2021/07/07	0.7495	0.7534	0.7464	0.7484	2021/07/07	0.8027	0.8049	0.7988	0.8013	2021/07/07	1.0814	1.0842	1.0791	1.0803
2021/07/06	0.7530	0.7599	0.7481	0.7495	2021/07/06	0.8104	0.8128	0.8004	0.8027	2021/07/06	1.0840	1.0877	1.0809	1.0814
2021/07/05	0.7526	0.7538	0.7509	0.7530	2021/07/05	0.8116	0.8116	0.8083	0.8103	2021/07/05	1.0851	1.0864	1.0831	1.0840

CNYUSD					EURUSD					GBPUSD				
Date	Open	High	Low	Close	Date	Open	High	Low	Close	Date	Open	High	Low	Close
2021/07/09	0.1541	0.1541	0.1539	0.1540	2021/07/09	1.1846	1.1880	1.1825	1.1880	2021/07/09	1.3784	1.3893	1.3758	1.3893
2021/07/08	0.1544	0.1545	0.1541	0.1542	2021/07/08	1.1794	1.1868	1.1784	1.1845	2021/07/08	1.3801	1.3805	1.3742	1.3785
2021/07/07	0.1544	0.1547	0.1543	0.1547	2021/07/07	1.1822	1.1835	1.1782	1.1794	2021/07/07	1.3801	1.3842	1.3755	1.3801
2021/07/06	0.1547	0.1548	0.1546	0.1546	2021/07/06	1.1862	1.1895	1.1808	1.1822	2021/07/06	1.3850	1.3898	1.3773	1.3801
2021/07/05	0.1545	0.1548	0.1544	0.1547	2021/07/05	1.1869	1.1881	1.1852	1.1862	2021/07/05	1.3831	1.3862	1.3818	1.3850

JPYUSD					MXNUSD					NZDUSD				
Date	Open	High	Low	Close	Date	Open	High	Low	Close	Date	Open	High	Low	Close
2021/07/09	0.9111	0.9111	0.9070	0.9081	2021/07/09	5.0031	5.0377	4.9906	5.0360	2021/07/09	0.6945	0.7004	0.6923	0.7003
2021/07/08	0.9038	0.9130	0.9036	0.9111	2021/07/08	5.0109	5.0148	4.9615	5.0031	2021/07/08	0.7019	0.7019	0.6935	0.6945
2021/07/07	0.9039	0.9058	0.9024	0.9039	2021/07/07	4.9948	5.0228	4.9786	5.0109	2021/07/07	0.7015	0.7061	0.6990	0.7015
2021/07/06	0.9013	0.9048	0.9013	0.9039	2021/07/06	5.0362	5.0558	4.9829	4.9948	2021/07/06	0.7024	0.7105	0.6988	0.7015
2021/07/05	0.9010	0.9025	0.8994	0.9011	2021/07/05	5.0548	5.0565	5.0335	5.0362	2021/07/05	0.7033	0.7054	0.7013	0.7024

Nikkei 225 - Japan (NIX)					出来高	
Date	Open	High	Low	Close	(ドル建て終値)	出来高
2021/07/09	27739.42	27999.59	27419.40	27940.42	253.73	0 1424343000
2021/07/08	28332.63	28366.76	28118.03	28118.03	256.18	622200000 1142891500
2021/07/07	28262.40	28434.99	28163.60	28366.95	256.40	603361100 1065518700
2021/07/06	28677.95	28748.23	28587.61	28643.21	258.91	417423500 793364600
2021/07/05	28662.99	28665.92	28588.07	28598.19	257.70	384614400 773349100
週4本値	28662.99	28748.23	27419.40	27940.42	253.73	(N225銘柄計) (東証一部全体計)

XAUUSD				
Date	Open	High	Low	Close
2021/07/09	1802.95	1812.37	1796.78	1808.33
2021/07/08	1803.97	1818.34	1794.90	1802.71
2021/07/07	1796.96	1809.63	1793.99	1803.65
2021/07/06	1792.10	1815.02	1790.22	1797.02
2021/07/05	1787.48	1794.46	1784.55	1791.75
週4本値	1787.48	1818.34	1784.55	1808.33

Dow Jones Industrial - USA (DJIA)					5営業日以内に休業日あり	
Date	Open	High	Low	Close	出来高	
2021/07/09	34457.51	34893.72	34457.51	34870.16	301750000	
2021/07/08	34569.01	34569.01	34145.59	34421.93	335690000	
2021/07/07	34604.17	34708.78	34435.59	34681.79	302700000	
2021/07/06	34790.16	34814.20	34358.42	34577.37	348430000	
2021/07/05	34642.42	34821.93	34613.49	34786.35	301860000	
週4本値	34642.42	34893.72	34145.59	34870.16		

Historical Data by **Stooq**
 Arrangement by **FX_勝てば官軍?**

Crude Light Oil						
Date	Open	High	Low	Close	出来高	
2021/07/09	73.26	74.76	72.72	74.56	529690	
2021/07/08	72.17	73.26	70.76	72.94	529690	
2021/07/07	73.85	74.86	71.07	72.20	607971	
2021/07/06	75.35	76.98	72.94	73.37	714044	
2021/07/05	0.00	0.00	0.00	0.00	0	
週4本値	0.00	76.98	0.00	74.56		

USDJPY					EURJPY					GBPJPY				
日付	始値	高値	安値	終値	日付	始値	高値	安値	終値	日付	始値	高値	安値	終値
2021/07/09	109.76	110.26	109.76	110.12	2021/07/09	130.02	130.88	129.94	130.81	2021/07/09	151.29	153.08	151.18	152.98
2021/07/08	110.64	110.67	109.54	109.76	2021/07/08	130.49	130.53	129.64	130.01	2021/07/08	152.70	152.75	150.67	151.30
2021/07/07	110.63	110.82	110.40	110.64	2021/07/07	130.79	131.04	130.42	130.48	2021/07/07	152.68	153.17	152.29	152.69
2021/07/06	110.98	110.98	110.53	110.63	2021/07/06	131.63	131.86	130.62	130.79	2021/07/06	153.63	154.07	152.36	152.68
2021/07/05	110.98	111.19	110.80	110.98	2021/07/05	131.72	131.87	131.55	131.65	2021/07/05	153.50	153.75	153.47	153.68

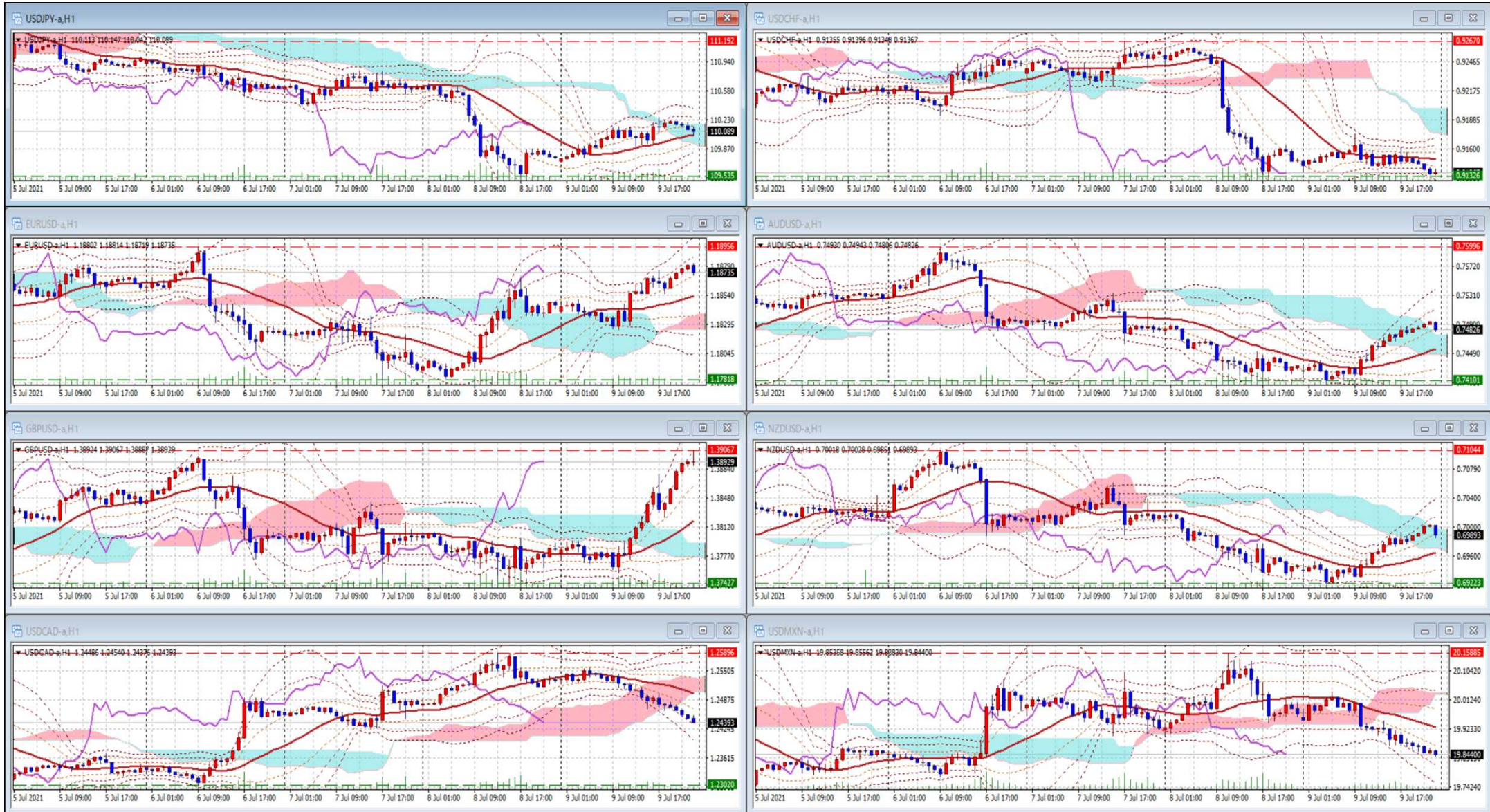
USDJPY Weekly					EURJPY Weekly					GBPJPY Weekly				
日付	始値	高値	安値	終値	日付	始値	高値	安値	終値	日付	始値	高値	安値	終値
2021/07/09	110.98	111.19	109.54	110.12	2021/07/09	131.72	131.87	129.64	130.81	2021/07/09	153.50	154.07	150.67	152.98
2021/07/02	110.80	111.66	110.42	111.03	2021/07/02	132.27	132.43	131.28	131.74	2021/07/02	153.85	154.23	152.62	153.60
2021/06/25	110.24	111.11	109.72	110.76	2021/06/25	130.81	132.70	130.05	132.27	2021/06/25	152.12	155.16	151.33	153.86
2021/06/18	109.65	110.82	109.61	110.16	2021/06/18	132.77	133.68	130.62	130.74	2021/06/18	154.75	155.49	152.11	152.15
2021/06/11	109.51	109.84	109.19	109.66	2021/06/11	133.23	133.75	132.67	132.78	2021/06/11	155.08	155.32	154.14	154.78

先週のIMM取り扱い対ドル8通貨チャート

※ 赤点線は週最高値/青天線は週最低値、BB中心線はSMA21

2021/07/05 ~ 2021/07/09

Chart by OANDA Japan MetaTrader4



Pivot Maker Ver 3.0 by FX_勝てば官軍?

<https://fx.najirane.com>