

JAPANESE YEN - CHICAGO MERCANTILE EXCHANGE

Code-097741

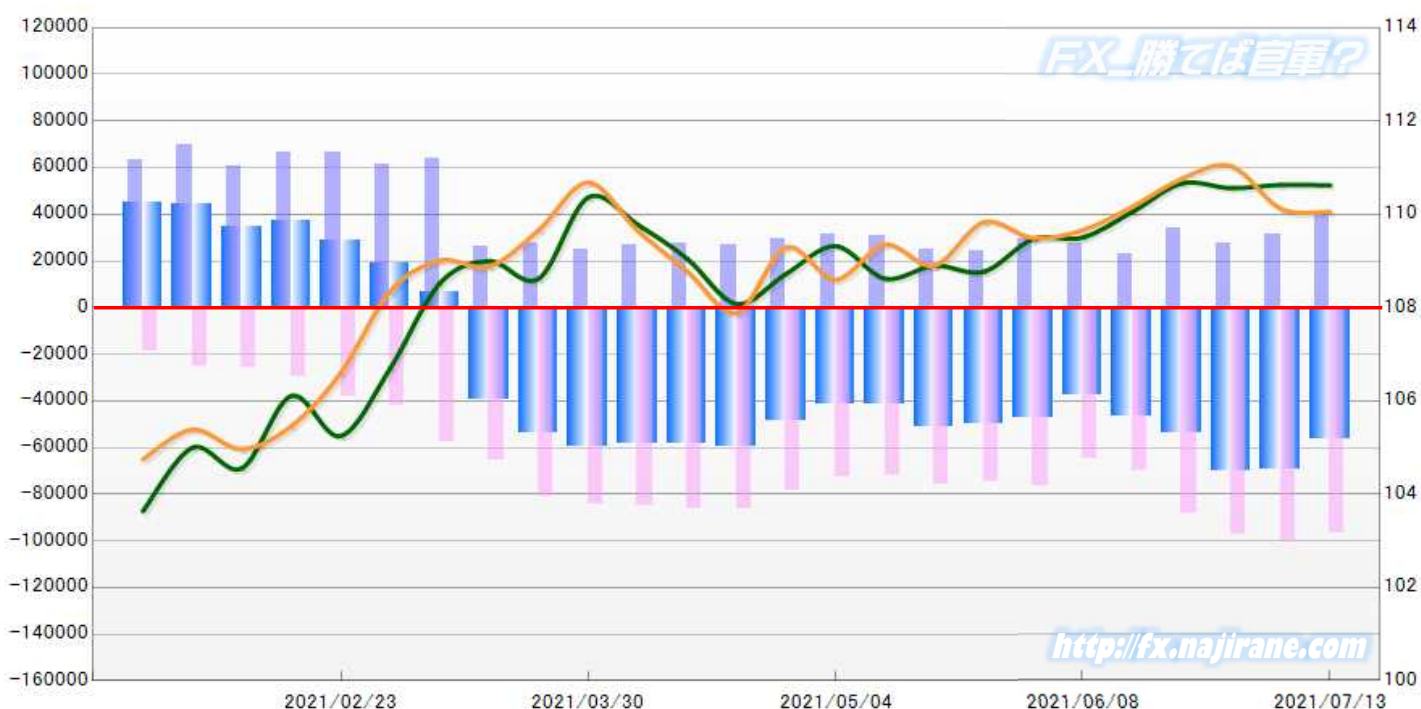
2021/01/19 ~ 2021/07/13

2021/07/16 NYクローズ時公表値

Report_Date	Non Commercial Positions												火曜日 引け値	金曜日 引け値
	Long	増減	増減(%)	Short	増減	増減(%)	売り越し	増減	増減(%)	売買計	増減	増減(%)		
2021/07/13	40440	8815	27.9%	96690	-4071	-4.0%	56250	-12886	-18.6%	137130	4744	3.6%	110.62	110.05
2021/07/06	31625	4245	15.5%	100761	3486	3.6%	69136	-759	-1.1%	132386	7731	6.2%	110.63	110.12
2021/06/29	27380	-6738	-19.7%	97275	9295	10.6%	69895	16033	29.8%	124655	2557	2.1%	110.56	111.03
2021/06/22	34118	11144	48.5%	87980	18156	26.0%	53862	7012	15.0%	122098	29300	31.6%	110.66	110.76
2021/06/15	22974	-4274	-15.7%	69824	5262	8.2%	46850	9536	25.6%	92798	988	1.1%	110.05	110.16
2021/06/08	27248	-2214	-7.5%	64562	-12015	-15.7%	37314	-9801	-20.8%	91810	-14229	-13.4%	109.50	109.66
2021/06/01	29462	5299	21.9%	76577	2258	3.0%	47115	-3041	-6.1%	106039	7557	7.7%	109.47	109.49
2021/05/25	24163	-802	-3.2%	74319	-1594	-2.1%	50156	-792	-1.6%	98482	-2396	-2.4%	108.77	109.83
2021/05/18	24965	-5526	-18.1%	75913	3694	5.1%	50948	9220	22.1%	100878	-1832	-1.8%	108.90	108.90
2021/05/11	30491	-717	-2.3%	72219	-481	-0.7%	41728	236	0.6%	102710	-1198	-1.2%	108.62	109.35
2021/05/04	31208	1535	5.2%	72700	-5482	-7.0%	41492	-7017	-14.5%	103908	-3947	-3.7%	109.32	108.60
2021/04/27	29673	3056	11.5%	78182	-8254	-9.5%	48509	-11310	-18.9%	107855	-5198	-4.6%	108.72	109.29
2021/04/20	26617	-1065	-3.8%	86436	442	0.5%	59819	1507	2.6%	113053	-623	-0.5%	108.08	107.89
2021/04/13	27682	888	3.3%	85994	1211	1.4%	58312	323	0.6%	113676	2099	1.9%	109.05	108.78
2021/04/06	26794	2070	8.4%	84783	578	0.7%	57989	-1492	-2.5%	111577	2648	2.4%	109.78	109.65
2021/03/30	24724	-2800	-10.2%	84205	3156	3.9%	59481	5956	11.1%	108929	356	0.3%	110.36	110.68
2021/03/23	27524	1521	5.8%	81049	15678	24.0%	53525	14157	36.0%	108573	17199	18.8%	108.62	109.66
2021/03/16	26003	-38024	-59.4%	65371	7858	13.7%	39368	-45882	-704.4%	91374	-30166	-24.8%	109.00	108.88
2021/03/09	64027	2768	4.5%	57513	15524	37.0%	-6514	-12756	-66.2%	121540	18292	17.7%	108.52	109.01
2021/03/02	61259	-5411	-8.1%	41989	3941	10.4%	-19270	-9352	-32.7%	103248	-1470	-1.4%	106.70	108.35
2021/02/23	66670	-62	-0.1%	38048	8498	28.8%	-28622	-8560	-23.0%	104718	8436	8.8%	105.25	106.60
2021/02/16	66732	6013	9.9%	29550	3449	13.2%	-37182	2564	7.4%	96282	9462	10.9%	106.11	105.46
2021/02/09	60719	-8883	-12.8%	26101	1128	4.5%	-34618	-10011	-22.4%	86820	-7755	-8.2%	104.56	104.97
2021/02/02	69602	6139	9.7%	24973	6502	35.2%	-44629	-363	-0.8%	94575	12641	15.4%	105.00	105.39
2021/01/26	63463	-680	-1.1%	18471	4342	30.7%	-44992	-5022	-10.0%	81934	3662	4.7%	103.64	104.75
2021/01/19	64143			14129			-50014			78272			103.92	103.83

JAPANESE YEN - CHICAGO MERCANTILE EXCHANGE
FUTURES ONLY POSITIONS

— 金曜終値 — 火曜終値 — Short枚数 — Long枚数 ■ 売り越し or 買い越し枚数



EURO FX - CHICAGO MERCANTILE EXCHANGE

Code-099741

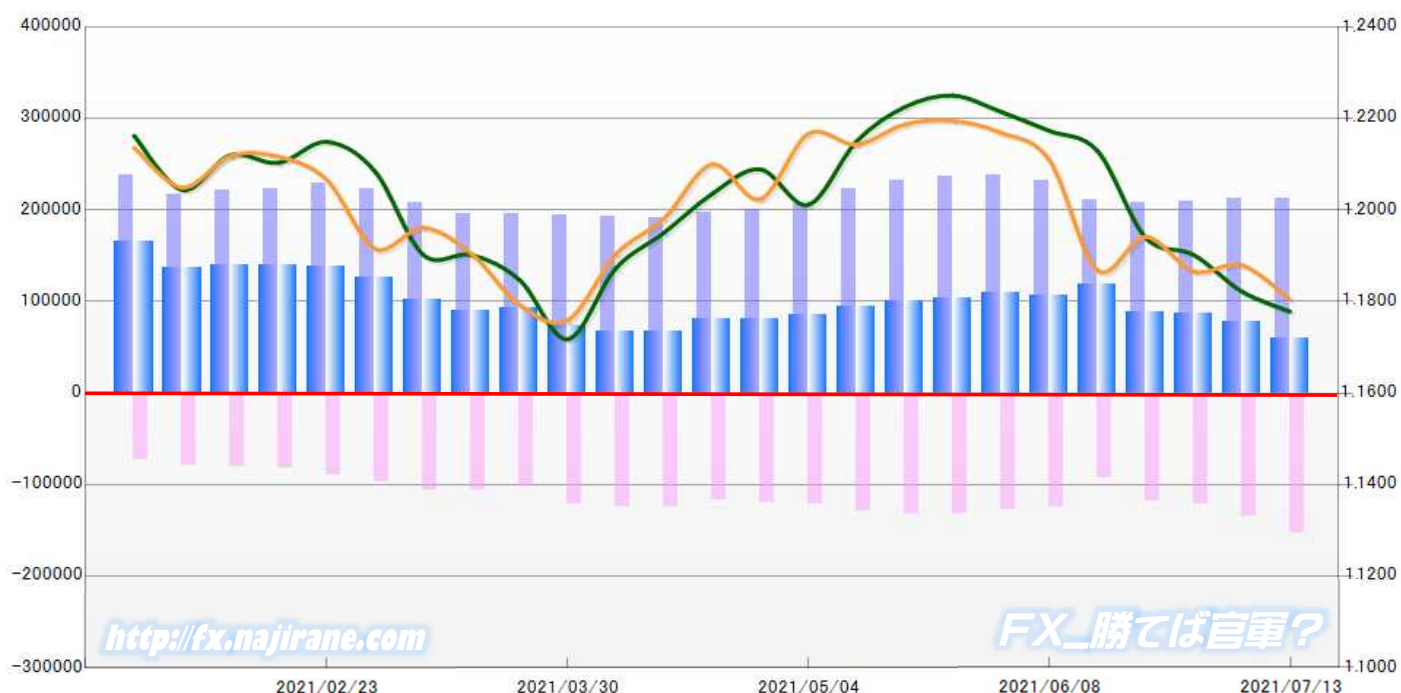
2021/01/19 ~ 2021/07/13

2021/07/16 NYクローズ時公表値

Report_Date	Non Commercial Positions											火曜日 引け値	金曜日 引け値	
	Long	増減		Short	増減		売り越し	増減		売買計	増減			
2021/07/13	212851	-147	-0.1%	153138	17330	12.8%	-59713	-17477	-22.6%	365989	17183	4.9%	1.1778	1.1804
2021/07/06	212998	3940	1.9%	135808	13896	11.4%	-77190	-9956	-11.4%	348806	17836	5.4%	1.1822	1.1880
2021/06/29	209058	1195	0.6%	121912	3106	2.6%	-87146	-1911	-2.1%	330970	4301	1.3%	1.1902	1.1866
2021/06/22	207863	-2953	-1.4%	118806	26176	28.3%	-89057	-29129	-24.6%	326669	23223	7.7%	1.1940	1.1941
2021/06/15	210816	-21287	-9.2%	92630	-32260	-25.8%	-118186	10973	10.2%	303446	-53547	####	1.2129	1.1868
2021/06/08	232103	-5257	-2.2%	124890	-3148	-2.5%	-107213	-2109	-1.9%	356993	-8405	-2.3%	1.2173	1.2109
2021/06/01	237360	1257	0.5%	128038	-4065	-3.1%	-109322	5322	5.1%	365398	-2808	-0.8%	1.2214	1.2169
2021/05/25	236103	3773	1.6%	132103	-369	-0.3%	-104000	4142	4.1%	368206	3404	0.9%	1.2250	1.2195
2021/05/18	232330	8943	4.0%	132472	2992	2.3%	-99858	5951	6.3%	364802	11935	3.4%	1.2225	1.2187
2021/05/11	223387	16915	8.2%	129480	7837	6.4%	-93907	9078	10.7%	352867	24752	7.5%	1.2150	1.2143
2021/05/04	206472	6057	3.0%	121643	2195	1.8%	-84829	3862	4.8%	328115	8252	2.6%	1.2012	1.2166
2021/04/27	200415	3278	1.7%	119448	3119	2.7%	-80967	159	0.2%	319863	6397	2.0%	1.2089	1.2023
2021/04/20	197137	6497	3.4%	116329	-7460	-6.0%	-80808	13957	20.9%	313466	-963	-0.3%	1.2035	1.2100
2021/04/13	190640	-1590	-0.8%	123789	-919	-0.7%	-66851	-671	-1.0%	314429	-2509	-0.8%	1.1950	1.1981
2021/04/06	192230	-2533	-1.3%	124708	3684	3.0%	-67522	-6217	-8.4%	316938	1151	0.4%	1.1872	1.1903
2021/03/30	194763	-737	-0.4%	121024	18846	18.4%	-73739	-19583	-21.0%	315787	18109	6.1%	1.1718	1.1759
2021/03/23	195500	-357	-0.2%	102178	-3703	-3.5%	-93322	3346	3.7%	297678	-4060	-1.3%	1.1847	1.1793
2021/03/16	195857	-11731	-5.7%	105881	257	0.2%	-89976	-11988	-11.8%	301738	-11474	-3.7%	1.1902	1.1905
2021/03/09	207588	-15067	-6.8%	105624	8957	9.3%	-101964	-24024	-19.1%	313212	-6110	-1.9%	1.1902	1.1961
2021/03/02	222655	-5846	-2.6%	96667	6531	7.2%	-125988	-12377	-8.9%	319322	685	0.2%	1.2084	1.1916
2021/02/23	228501	5606	2.5%	90136	7247	8.7%	-138365	-1641	-1.2%	318637	12853	4.2%	1.2149	1.2066
2021/02/16	222895	1952	0.9%	82889	2168	2.7%	-140006	-216	-0.2%	305784	4120	1.4%	1.2103	1.2116
2021/02/09	220943	4056	1.9%	80721	837	1.0%	-140222	3219	2.3%	301664	4893	1.6%	1.2120	1.2118
2021/02/02	216887	-21212	-8.9%	79884	7129	9.8%	-137003	-28341	-17.1%	296771	-14083	-4.5%	1.2044	1.2049
2021/01/26	238099	1566	0.7%	72755	-312	-0.4%	-165344	1878	1.1%	310854	1254	0.4%	1.2162	1.2136
2021/01/19	236533			73067			-163466			309600			1.2128	1.2166

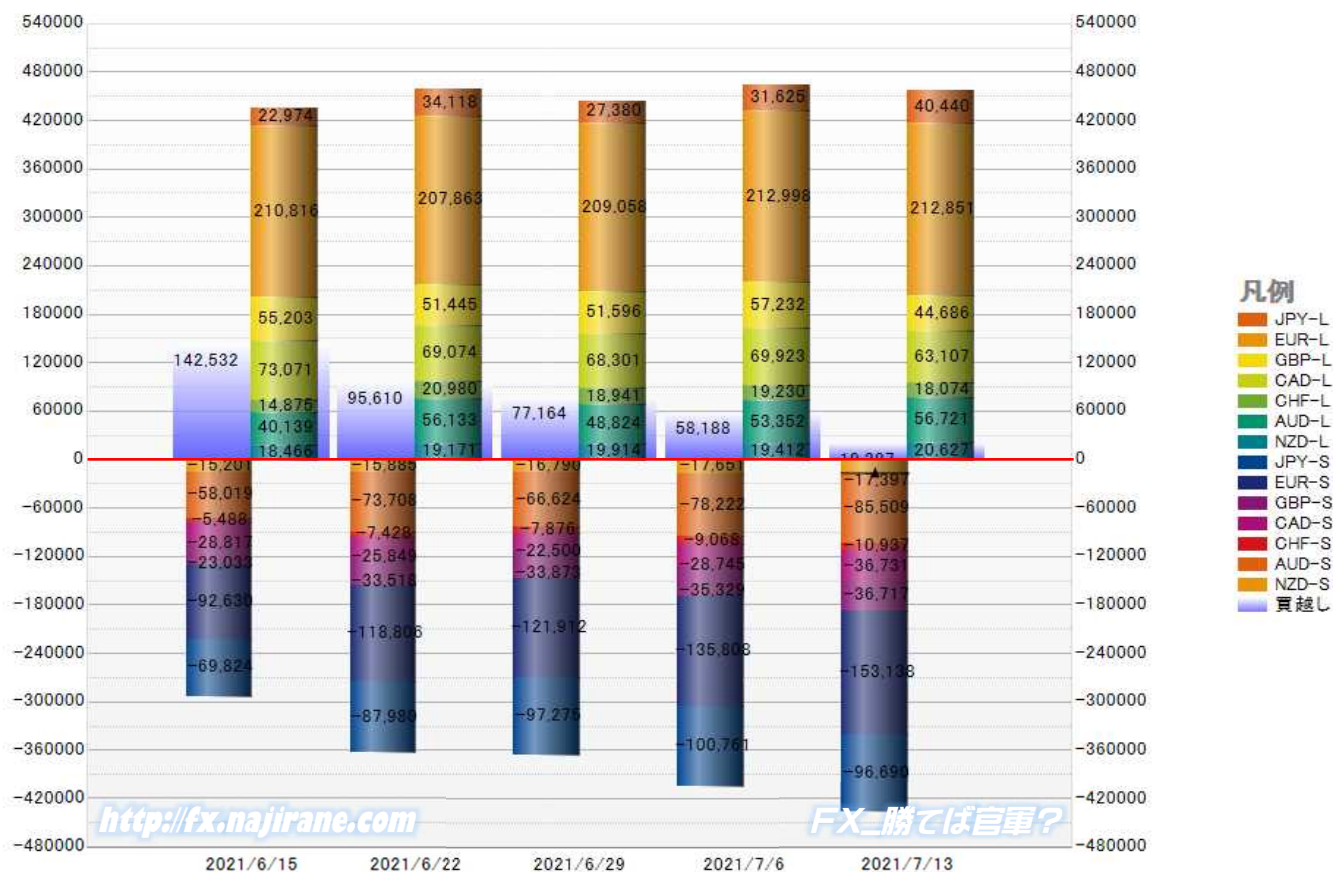
EURO FX - CHICAGO MERCANTILE EXCHANGE
FUTURES ONLY POSITIONS

— 金曜締め最終値 — 火曜締め最終値 — Short枚数 — Long枚数 ■ 売り越し or 買い越し枚数



	2021/06/15			2021/06/22			2021/06/29			2021/07/06			2021/07/13		
	Long	Short	売り越し	Long	Short	売り越し	Long	Short	売り越し	Long	Short	売り越し	Long	Short	売り越し
JPY	22974	69824	46850	34118	87980	53862	27380	97275	69895	31625	100761	69136	40440	96690	56250
	前週比 枚数増減 (枚)			11144	18156	7012	-6738	9295	16033	4245	3486	-759	8815	-4071	-12886
	前週比 枚数増減 (%)			48.5%	26.0%	15.0%	-19.7%	10.6%	29.8%	15.5%	3.6%	-1.1%	27.9%	-4.0%	-18.6%
EUR	210816	92630	-118186	207863	118806	-89057	209058	121912	-87146	212998	135808	-77190	212851	153138	-59713
	前週比 枚数増減 (枚)			-2953	26176	-29129	1195	3106	-1911	3940	13896	-9956	-147	17330	-17477
	前週比 枚数増減 (%)			-1.4%	28.3%	-24.6%	0.6%	2.6%	-2.1%	1.9%	11.4%	-11.4%	-0.1%	12.8%	-22.6%
GBP	55203	23033	-32170	51445	33518	-17927	51596	33873	-17723	57232	35329	-21903	44686	36717	-7969
	前週比 枚数増減 (枚)			-3758	10485	-14243	151	355	-204	5636	1456	4180	-12546	1388	-13934
	前週比 枚数増減 (%)			-6.8%	45.5%	-44.3%	0.3%	1.1%	-1.1%	10.9%	4.3%	23.6%	-21.9%	3.9%	-63.6%
AUD	40139	58019	17880	56133	73708	17575	48824	66624	17800	53352	78222	24870	56721	85509	28788
	前週比 枚数増減 (枚)			15994	15689	-305	-7309	-7084	225	4528	11598	7070	3369	7287	3918
	前週比 枚数増減 (%)			39.8%	27.0%	-1.7%	-13.0%	-9.6%	1.3%	9.3%	17.4%	39.7%	6.3%	9.3%	15.8%
CAD	73071	28817	-44254	69074	25849	-43225	68301	22500	-45801	69923	28745	-41178	63107	36731	-26376
	前週比 枚数増減 (枚)			-3997	-2968	-1029	-773	-3349	2576	1622	6245	-4623	-6816	7986	-14802
	前週比 枚数増減 (%)			-5.5%	-10.3%	-2.3%	-1.1%	-13.0%	6.0%	2.4%	27.8%	-10.1%	-9.7%	27.8%	-35.9%
CHF	14875	5488	-9387	20980	7428	-13552	18941	7876	-11065	19230	9068	-10162	18074	10937	-7137
	前週比 枚数増減 (枚)			6105	1940	4165	-2039	448	-2487	289	1192	-903	-1156	1869	-3025
	前週比 枚数増減 (%)			41.0%	35.3%	44.4%	-9.7%	6.0%	-18.4%	1.5%	15.1%	-8.2%	-6.0%	20.6%	-29.8%
NZD	18466	15201	-3265	19171	15885	-3286	19914	16790	-3124	19412	17651	-1761	20627	17397	-3230
	前週比 枚数増減 (枚)			705	684	21	743	905	-162	-502	861	-1363	1215	-254	1469
	前週比 枚数増減 (%)			3.8%	4.5%	0.6%	3.9%	5.7%	-4.9%	-2.5%	5.1%	-43.6%	6.3%	-1.4%	83.4%
MXN	68675	92605	23930	61955	90546	28591	71449	90903	19454	70788	93121	22333	69611	97043	27432
	前週比 枚数増減 (枚)			-6720	-2059	4661	9494	357	-9137	-661	2218	2879	-1177	3922	5099
	前週比 枚数増減 (%)			-9.8%	-2.2%	19.5%	15.3%	0.4%	-32.0%	-0.9%	2.4%	14.8%	-1.7%	4.2%	22.8%
Total All 8	504219	385617	-118602	520739	453720	-67019	515463	457753	-57710	534560	498705	-35855	526117	534162	8045
	前週比 枚数増減 (枚)			16520	68103	-51583	-5276	4033	-9309	19097	40952	-21855	-8443	35457	43900
	前週比 枚数増減 (%)			3.3%	17.7%	-43.5%	-1.0%	0.9%	-13.9%	3.7%	8.9%	-37.9%	-1.6%	7.1%	122.4%
Total 7 (MXN除く)	435544	293012	-142532	458784	363174	-95610	444014	366850	-77164	463772	405584	-58188	456506	437119	-19387
	前週比 枚数増減 (枚)			23240	70162	-46922	-14770	3676	-18446	19758	38734	-18976	-7266	31535	-38801
	前週比 枚数増減 (%)			5.3%	23.9%	-32.9%	-3.2%	1.0%	-19.3%	4.4%	10.6%	-24.6%	-1.6%	7.8%	-66.7%

直近5週 CFTC IMM主要7通貨の構成

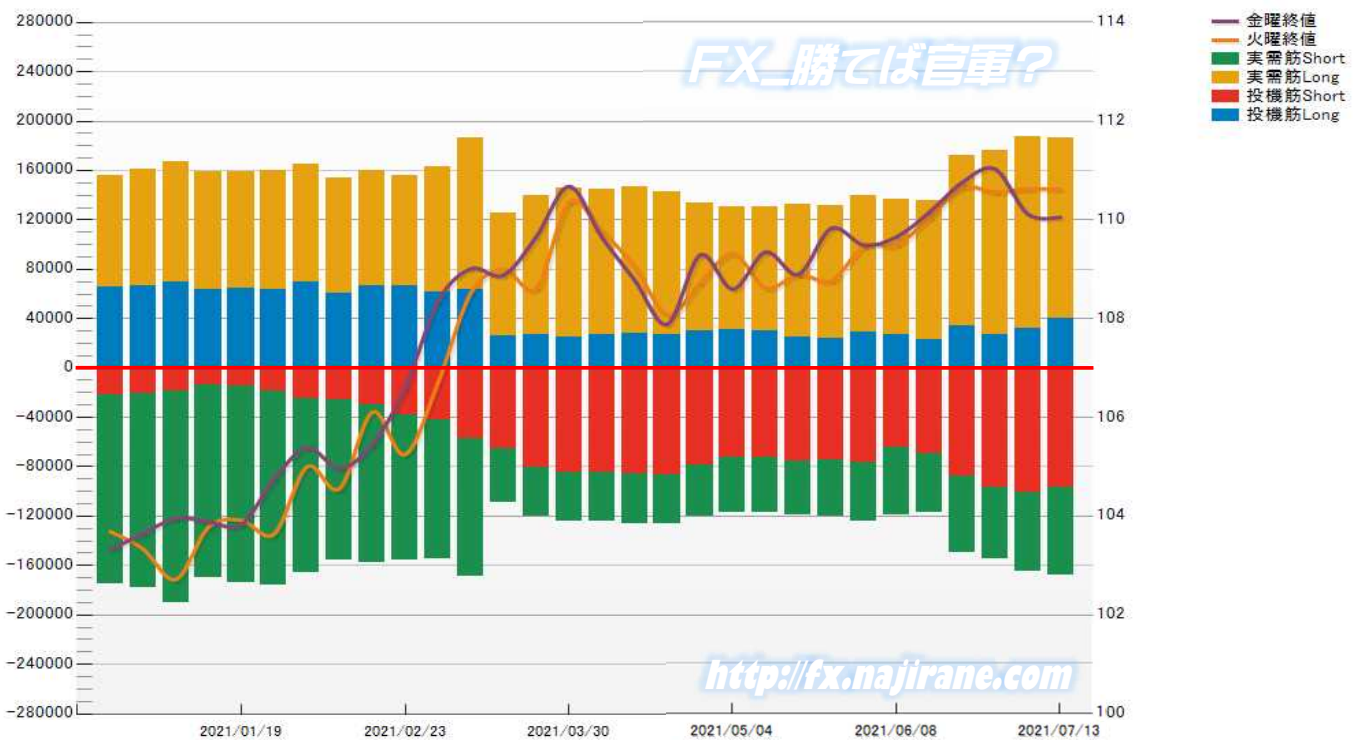


JAPANESE YEN - CHICAGO MERCANTILE EXCHANGE
FUTURES ONLY POSITIONS

Code-097741
2021/07/16 公表値

Date	投機筋集計				実需筋集計				投機筋+実需筋合計				ドル円終値	
	円買い	円売り	売り越し	売買計	円買い	円売り	売り越し	売買計	円買い	円売り	売り越し	売買計	火曜締め	金曜締め
2021/07/13	40440	96690	56250	137130	145716	70980	-74736	216696	186156	167670	-18486	353826	110.62	110.05
2021/07/06	31625	100761	69136	132386	155707	63576	-92131	219283	187332	164337	-22995	351669	110.63	110.12
2021/06/29	27380	97275	69895	124655	149165	57450	-91715	206615	176545	154725	-21820	331270	110.56	111.03
2021/06/22	34118	87980	53862	122098	138242	62072	-76170	200314	172360	150052	-22308	322412	110.66	110.76
2021/06/15	22974	69824	46850	92798	112798	47481	-65317	160279	135772	117305	-18467	253077	110.05	110.16
2021/06/08	27248	64562	37314	91810	108879	54611	-54268	163490	136127	119173	-16954	255300	109.50	109.66
2021/06/01	29462	76577	47115	106039	110690	48111	-62579	158801	140152	124688	-15464	264840	109.47	109.49
2021/05/25	24163	74319	50156	98482	107377	46024	-61353	153401	131540	120343	-11197	251883	108.77	109.83
2021/05/18	24965	75913	50948	100878	107486	43385	-64101	150871	132451	119298	-13153	251749	108.90	108.90
2021/05/11	30491	72219	41728	102710	99644	44421	-55223	144065	130135	116640	-13495	246775	108.62	109.35
2021/05/04	31208	72700	41492	103908	99092	44761	-54331	143853	130300	117461	-12839	247761	109.32	108.60
2021/04/27	29673	78182	48509	107855	103999	42071	-61928	146070	133672	120253	-13419	253925	108.72	109.29
2021/04/20	26617	86436	59819	113053	115715	39632	-76083	155347	142332	126068	-16264	268400	108.08	107.89
2021/04/13	27682	85994	58312	113676	119216	40446	-78770	159662	146898	126440	-20458	273338	109.05	108.78
2021/04/06	26794	84783	57989	111577	117846	39309	-78537	157155	144640	124092	-20548	268732	109.78	109.65
2021/03/30	24724	84205	59481	108929	121115	40234	-80881	161349	145839	124439	-21400	270278	110.36	110.68
2021/03/23	27524	81049	53525	108573	112098	39186	-72912	151284	139622	120235	-19387	259857	108.62	109.66
2021/03/16	26003	65371	39368	91374	99385	43104	-56281	142489	125388	108475	-16913	233863	109.00	108.88
2021/03/09	64027	57513	-6514	121540	122099	111283	-10816	233382	186126	168796	-17330	354922	108.52	109.01
2021/03/02	61259	41989	-19270	103248	101787	113100	11313	214887	163046	155089	-7957	318135	106.70	108.35
2021/02/23	66670	38048	-28622	104718	89663	117750	28087	207413	156333	155798	-535	312131	105.25	106.60
2021/02/16	66732	29550	-37182	96282	92764	128250	35486	221014	159496	157800	-1696	317296	106.11	105.46
2021/02/09	60719	26101	-34618	86820	92849	129722	36873	222571	153568	155823	2255	309391	104.56	104.97
2021/02/02	69602	24973	-44629	94575	95041	140921	45880	235962	164643	165894	1251	330537	105.00	105.39
2021/01/26	63463	18471	-44992	81934	96095	157655	61560	253750	159558	176126	16568	335684	103.64	104.75
2021/01/19	64143	14129	-50014	78272	94924	159866	64942	254790	159067	173995	14928	333062	103.92	103.83
2021/01/12	63857	13337	-50520	77194	94609	156406	61797	251015	158466	169743	11277	328209	103.78	103.89
2021/01/05	69163	18973	-50190	88136	98129	171246	73117	269375	167292	190219	22927	357511	102.72	103.96
2020/12/21	66970	20877	-46093	87847	93605	156671	63066	250276	160575	177548	16973	338123	103.34	103.65
2020/12/15	65376	21413	-43963	86789	90761	153874	63113	244635	156137	175287	19150	331424	103.69	103.32

JAPANESE YEN - CHICAGO MERCANTILE EXCHANGE
FUTURES ONLY POSITIONS Code-097741

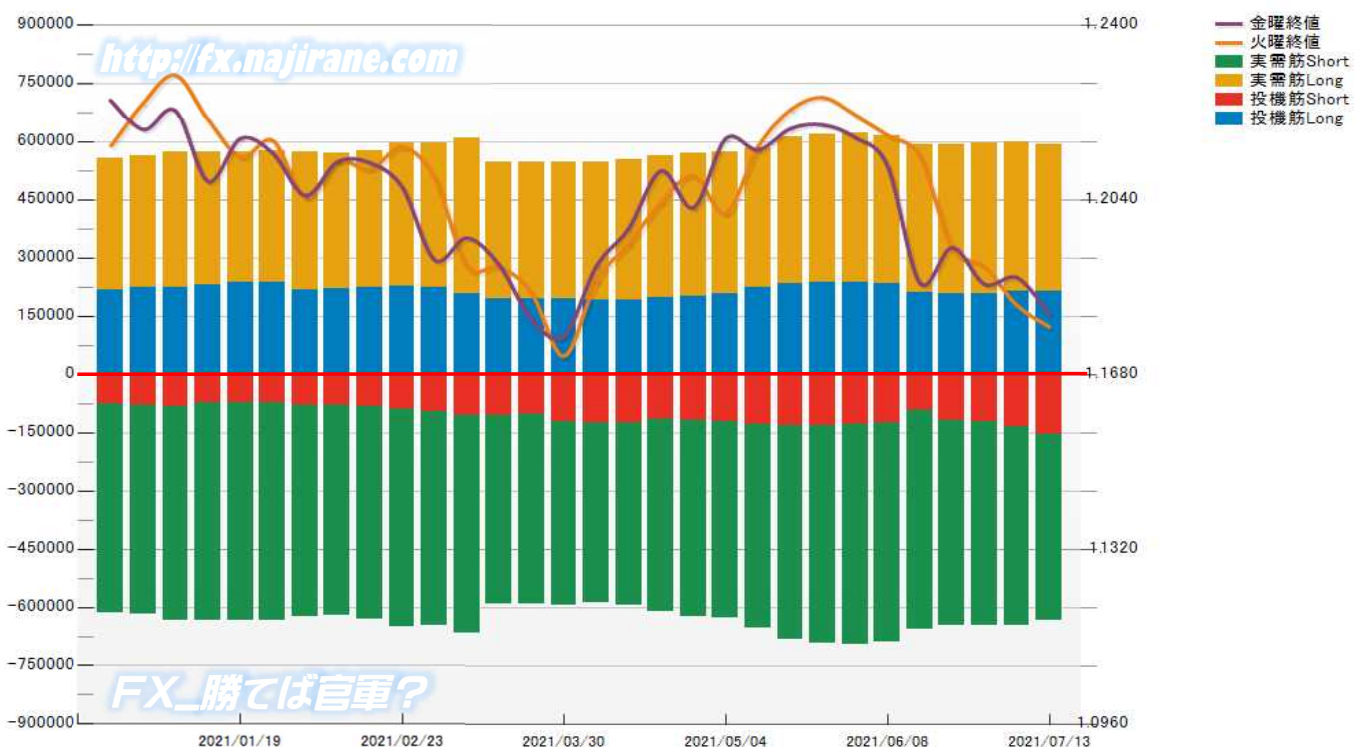


EURO FX - CHICAGO MERCANTILE EXCHANGE
FUTURES ONLY POSITIONS

Code-099741
2021/07/16 公表値

Date	投機筋集計				実需筋集計				投機筋+実需筋合計				ユーロドル終値	
	EUR買い	EUR売り	売り越し	売買計	EUR買い	EUR売り	売り越し	売買計	EUR買い	EUR売り	売り越し	売買計	火曜締め	金曜締め
2021/07/13	212851	153138	-59713	365989	378329	479700	101371	858029	591180	632838	41658	1224018	1.1778	1.1804
2021/07/06	212998	135808	-77190	348806	386189	510347	124158	896536	599187	646155	46968	1245342	1.1822	1.1880
2021/06/29	209058	121912	-87146	330970	387635	524237	136602	911872	596693	646149	49456	1242842	1.1902	1.1866
2021/06/22	207863	118806	-89057	326669	383894	528473	144579	912367	591757	647279	55522	1239036	1.1940	1.1941
2021/06/15	210816	92630	-118186	303446	381409	563500	182091	944909	592225	656130	63905	1248355	1.2129	1.1868
2021/06/08	232103	124890	-107213	356993	382766	565245	182479	948011	614869	690135	75266	1305004	1.2173	1.2109
2021/06/01	237360	128038	-109322	365398	384998	568512	183514	953510	622358	696550	74192	1318908	1.2214	1.2169
2021/05/25	236103	132103	-104000	368206	381869	561735	179866	943604	617972	693838	75866	1311810	1.2250	1.2195
2021/05/18	232330	132472	-99858	364802	378241	551145	172904	929386	610571	683617	73046	1294188	1.2225	1.2187
2021/05/11	223387	129480	-93907	352867	357792	522697	164905	880489	581179	652177	70998	1233356	1.2150	1.2143
2021/05/04	206472	121643	-84829	328115	364947	507105	142158	872052	571419	628748	57329	1200167	1.2012	1.2166
2021/04/27	200415	119448	-80967	319863	368662	504495	135833	873157	569077	623943	54866	1193020	1.2089	1.2023
2021/04/20	197137	116329	-80808	313466	365754	494986	129232	860740	562891	611315	48424	1174206	1.2035	1.2100
2021/04/13	190640	123789	-66851	314429	361380	471014	109634	832394	552020	594803	42783	1146823	1.1950	1.1981
2021/04/06	192230	124708	-67522	316938	354401	464142	109741	818543	546631	588850	42219	1135481	1.1872	1.1903
2021/03/30	194763	121024	-73739	315787	351292	472620	121328	823912	546055	593644	47589	1139699	1.1718	1.1759
2021/03/23	195500	102178	-93322	297678	350520	488553	138033	839073	546020	590731	44711	1136751	1.1847	1.1793
2021/03/16	195857	105881	-89976	301738	349395	484374	134979	833769	545252	590255	45003	1135507	1.1902	1.1905
2021/03/09	207588	105624	-101964	313212	402394	559836	157442	962230	609982	665460	55478	1275442	1.1902	1.1961
2021/03/02	222655	96667	-125988	319322	374362	550290	175928	924652	597017	646957	49940	1243974	1.2084	1.1916
2021/02/23	228501	90136	-138365	318637	366500	560917	194417	927417	595001	651053	56052	1246054	1.2149	1.2066
2021/02/16	222895	82889	-140006	305784	352756	546512	193756	899268	575651	629401	53750	1205052	1.2103	1.2116
2021/02/09	220943	80721	-140222	301664	349377	541364	191987	890741	570320	622085	51765	1192405	1.2120	1.2118
2021/02/02	216887	79884	-137003	296771	354432	543240	188808	897672	571319	623124	51805	1194443	1.2044	1.2049
2021/01/26	238099	72755	-165344	310854	339228	559856	220628	899084	577327	632611	55284	1209938	1.2162	1.2136
2021/01/19	236533	73067	-163466	309600	337268	559646	222378	896914	573801	632713	58912	1206514	1.2128	1.2166
2021/01/12	228757	72867	-155890	301624	345185	560987	215802	906172	573942	633854	59912	1207796	1.2206	1.2078
2021/01/05	224832	81841	-142991	306673	349449	550714	201265	900163	574281	632555	58274	1206836	1.2297	1.2224
2020/12/21	222443	78541	-143902	300984	339342	538743	199401	878085	561785	617284	55499	1179069	1.2239	1.2185
2020/12/15	218710	76877	-141833	295587	338345	537607	199262	875952	557055	614484	57429	1171539	1.2151	1.2245

EURO FX - CHICAGO MERCANTILE EXCHANGE
FUTURES ONLY POSITIONS Code-099741



Bitcoin/USD 及び CME Futures (当月及び限月別)

※取引単位=5ビットコイン
(CME CFビットコイン参考基準レート=BRRを対象)

Bitcoin/USD					CME Futures		CME Futures		CME Futures		CME Futures		CME Futures		CME Futures	
Date	Open	High	Low	Close	Close2	Volume	Close	Volume	Close	Volume	Close	Volume	Close	Volume	Close	Volume
2021/4/9	57677	58882	57574	58377	60050	25	60545	1	60935	0	0	0	0	0	63075	1
2021/4/12	59545	61207	59425	60017	61740	33	62335	11	62725	0	0	0	0	0	64865	0
2021/4/13	60002	63682	59823	63111	65200	59	65420	20	65810	0	0	0	0	0	67950	0
2021/4/14	63139	64830	61365	62826	63670	31	64270	4	64660	0	0	0	0	0	66800	0
2021/4/15	62810	63792	62042	63436	65195	3	65795	0	66185	0	0	0	0	0	68325	0
2021/4/16	63460	63585	60071	61831	63295	40	63740	4	64110	2	0	0	0	0	66250	4
2021/4/19	56354	57564	54336	56338	57465	149	57835	40	58580	5	0	0	0	0	59500	6
2021/4/20	56338	57084	53482	57016	58025	40	58480	4	59225	0	0	0	0	0	60365	3
2021/4/21	57016	57091	54374	54837	56870	35	57395	9	57990	0	0	0	0	0	59365	7
2021/4/22	54816	55454	50554	51728	53990	70	54525	39	55100	40	0	0	0	0	56500	4
2021/4/23	51698	52195	47535	50963	51840	104	52280	14	52855	0	0	0	0	0	54255	0
2021/4/26	47694	54380	47601	53379	54975	75	55480	14	56035	11	0	0	0	0	57435	0
2021/4/27	53385	55469	52960	55353	55595	32	56070	7	56605	5	0	0	0	0	58005	1
2021/4/28	55325	56433	53914	54828	56305	40	56720	13	57160	1	0	0	0	0	58245	3
2021/4/29	54858	55209	52408	53535	53590	19	54120	21	54560	0	0	0	0	0	55645	0
2021/4/30	53339	57372	53104	57081	57945	105	58560	35	58840	33	59120	0	0	0	59925	0
2021/5/3	56702	58948	56309	57136	58475	144	59045	39	59520	44	59915	0	0	0	60720	0
2021/5/4	57130	57475	53345	54386	55035	182	55460	13	55850	14	56345	0	0	0	57150	2
2021/5/5	54386	57924	53034	56825	57960	41	58420	6	58900	6	59395	0	0	0	58600	2
2021/5/6	56844	58374	55350	56382	56855	75	57355	9	57935	5	58430	0	0	0	58680	0
2021/5/7	56386	58675	55346	57657	58355	169	58840	78	59375	17	59870	0	0	0	60205	0
2021/5/10	58102	59581	54292	55766	56435	173	56895	71	57460	8	57955	0	0	0	58290	0
2021/5/11	55757	56922	54543	56580	57340	98	57725	52	58335	11	58830	0	0	0	59165	0
2021/5/12	56571	57995	53619	54564	54865	96	55270	61	55820	27	56315	0	0	0	56650	2
2021/5/13	54579	54774	47054	49598	48760	96	49085	61	49530	27	50025	0	0	0	50000	2
2021/5/14	49593	51520	48475	50193	50505	256	50730	155	51120	42	51615	0	0	0	51590	1
2021/5/17	45245	46611	42173	43607	44220	207	44475	38	44865	10	45310	0	0	0	45285	0
2021/5/18	43548	45794	42499	42996	43340	195	43615	63	44005	5	44635	2	0	0	44610	0
2021/5/19	43011	43550	30108	38742	39560	1042	39715	219	39815	22	40500	2	0	0	40475	2
2021/5/20	38873	42503	35021	40700	40365	366	40420	161	40610	34	41000	0	0	0	40975	1
2021/5/21	40705	42210	35630	36187	36120	629	36290	305	36390	64	36780	0	0	0	36755	0
2021/5/24	34058	39882	33714	38697	39920	572	39840	256	39925	19	40315	0	0	0	40290	0
2021/5/25	38641	39834	36538	38007	37475	480	37805	211	38050	70	38275	2	0	0	38325	0
2021/5/26	37984	40845	37867	39111	38740	334	38915	111	39205	50	39430	0	0	0	39480	0
2021/5/27	39102	40353	37229	39049	38970	319	39275	50	39455	53	39680	0	0	0	39730	0
2021/5/28	39049	39168	35157	35813	35905	549	36165	93	36325	51	36560	0	36785	0	36610	0
2021/5/31	35962	37471	34218	36885	0	0	0	0	0	0	0	0	0	0	0	0
2021/6/1	36967	37895	35753	36391	36100	407	36300	106	36495	28	36700	14	36725	0	36750	0
2021/6/2	36389	38207	35941	37794	38120	244	38275	73	38545	65	38750	0	38785	0	38810	0
2021/6/3	37810	39468	37202	38773	38790	213	38905	71	39115	68	39420	5	39520	0	39545	0
2021/6/4	38779	39250	35648	36866	37040	596	37115	96	37345	33	37610	11	37710	0	37735	0
2021/6/7	35940	36763	33703	34148	35730	469	35890	146	35970	81	36235	0	36335	0	36360	0
2021/6/8	34137	34296	31063	33551	33000	830	33095	215	33225	24	33445	4	33545	0	33570	0
2021/6/9	33527	36830	32450	36657	36460	703	36575	96	36755	129	36920	14	37020	1	36915	1
2021/6/10	36649	38322	35840	36615	36755	540	36775	118	36910	24	37075	0	37210	0	37105	1
2021/6/11	36658	37659	36013	37251	37415	339	37485	67	37650	75	37815	1	37950	0	38045	0
2021/6/14	38900	40999	38736	40267	39810	497	39965	84	40145	98	40400	10	40535	0	40630	0
2021/6/15	40284	41307	39587	39960	40050	499	40155	40	40370	77	40625	0	40760	0	40855	0
2021/6/16	39970	40486	38361	38761	38660	665	38745	52	38915	37	39125	0	39260	0	39355	0
2021/6/17	38757	39527	37399	37747	37715	995	37785	147	37895	92	38105	0	38240	0	38335	0
2021/6/18	37743	38203	35185	35283	35300	1286	35325	107	35450	76	35620	5	35755	0	35850	1
2021/6/21	35568	35760	31438	31575	32570	3110	32565	350	32635	251	32645	13	32780	1	33040	3
2021/6/22	31500	33294	28945	32464	32565	6967	32640	638	32665	424	32770	70	32820	4	33040	10
2021/6/23	32496	34796	31840	33342	32970	4368	33055	451	33025	358	33210	13	33260	0	33600	1
2021/6/24	33381	35222	32345	34807	34965	4402	34990	215	35080	59	35205	0	35255	0	35595	0
2021/6/25	34797	35489	31500	32173	32200	6633	32310	471	32380	114	32465	21	32515	16	32775	0
2021/6/28	32845	35255	32845	34740	34525	5519	34615	401	34705	92	34730	17	35070	4	35210	0
2021/6/29	34691	36566	34151	36246	36430	4838	36495	449	36625	106	36765	4	37035	10	37175	0
2021/6/30	36249	36249	34073	34796	34725	3880	34805	339	34920	136	35020	32	35205	5	35450	2
2021/7/1	34809	35206	32839	33488	33030	4607	33070	393	33155	115	33270	25	33335	4	33715	1
2021/7/2	33505	33948	32733	33320	33285	3489	33320	414	33440	38	33555	0	33770	1	33945	0
2021/7/5	35867	35889	33181	34165	0	0	0	0	0	0	0	0	0	0	0	0
2021/7/6	34169	35089	33584	33763	33975	6997	34045	841	34085	108	34205	21	34480	1	34650	0
2021/7/7	33767	35045	33748	34242	34700	3868	34705	560	34800	77	34885	28	35115	15	35190	4
2021/7/8	34250	34278	32118	32689	32960	5747	33025	763	33040	115	33130	31	33370	18	33500	19
2021/7/9	32687	33686	32290	33457	33455	2662	33510	364	33565	67	33655	43	33850	20	33980	0
2021/7/12	34473	34627	32664	32875	32760	3826	32800	621	32900	54	33020	9	33175	14	33305	0
2021/7/13	32869	33324	32215	32579	32215	3084	32285	379	32345	55	32450	4	32575	7	32745	1
2021/7/14	32584	33063	31628	32860	32740	3546	32775	401	32800	67	32945	4	33070	0	33240	0



Date	BTC(BitCoin)/JPY					ETH(Ethereum)/JPY					XRP(Ripple)/JPY				
	Open	High	Low	Close	Volume	Open	High	Low	Close	Volume	Open	High	Low	Close	Volume
2021/5/17	5078781.50	5101985.00	465015.50	4755265.00	8181143.92	391866.97	392606.81	341381.31	358510.88	5904744.09	158.5704	170.2684	145.2453	163.4293	1482526.64
2021/5/18	4749863.50	4998895.00	4614270.00	4614270.00	6117049.76	357907.38	388017.66	354614.47	367984.09	4400097.70	163.1894	185.4966	161.3326	173.1813	1616389.91
2021/5/19	4675367.00	4743696.00	3338886.25	4042997.75	13806264.94	368265.75	374511.53	212474.73	268861.19	9230856.50	173.4574	179.2067	95.461	116.9456	2242456.61
2021/5/20	4015816.25	4624707.50	3828193.25	4438949.50	9608945.13	266562.25	325987.94	236989.38	303053.25	7359021.55	115.9863	138.1487	99.5874	129.0383	1483177.74
2021/5/21	4418727.50	4589976.00	3661168.00	4064905.25	8940753.39	301752.25	319725.19	230164.64	264852.63	5859490.94	128.5645	132.3401	94.7025	109.7252	1198496.22
2021/5/22	4072133.75	4231225.50	3855582.75	4090178.50	6252113.85	265440.28	270667.19	236249.64	250151.53	4586329.52	110.0085	110.6364	90.0537	98.7569	953451.99
2021/5/23	4089613.75	4172184.25	3402686.75	3787142.50	8546716.42	250441.53	259817.39	189323.27	229771.22	6100031.23	98.7779	105.4069	71.0728	86.8093	1178063.01
2021/5/24	3779494.25	4333207.00	3760060.75	4213300.50	7332360.17	288720.81	290615.81	227823.27	287765.47	5845146.49	86.3964	108.6850	82.6658	108.0741	896898.39
2021/5/25	4223076.00	4327617.00	3982614.00	4177854.75	6115406.74	288357.88	299302.22	260808.77	294459.59	5391550.19	108.2042	115.0699	96.2271	106.2013	936566.02
2021/5/26	4176810.25	4439312.50	4122960.75	4289782.00	5605568.01	294505.69	316955.53	288464.34	315361.75	4639736.64	106.1626	116.1702	103.3414	112.8527	696180.20
2021/5/27	4292259.00	4419327.50	4046007.00	4220763.50	4744996.48	315367.63	315367.63	288327.00	300493.81	3664758.89	112.8362	113.8707	102.0823	106.5415	571460.56
2021/5/28	4228463.00	4270497.50	3820477.25	3921382.00	6063740.82	301150.53	303470.72	256649.27	265826.69	4393902.57	106.9497	108.0852	93.2720	98.8813	668198.73
2021/5/29	3919904.50	4090209.50	3701278.00	3802575.00	4968626.60	265185.28	281978.28	242602.72	250404.63	3710043.00	98.8096	103.2362	87.3384	91.3719	566417.13
2021/5/30	3801623.50	3998613.25	3682523.00	3921401.00	3478236.58	250270.00	271569.81	240443.45	262719.66	2844112.18	91.3946	102.1326	87.8068	99.6458	481112.22
2021/5/31	3919253.75	4103485.25	3755622.25	4087723.50	4271344.26	262378.19	297419.28	249957.63	297270.22	3395122.41	99.6212	114.8807	96.7760	114.5947	687383.78
2021/6/1	4083446.50	4146244.00	3916431.25	4016834.25	3792860.97	296461.63	299751.94	277553.16	288358.41	2996149.79	114.1039	120.3142	107.1736	110.7000	613877.16
2021/6/2	4018476.50	4196671.00	3943310.00	4118070.50	3624418.23	288461.06	307035.41	280171.66	296579.13	3038345.35	110.7234	115.0663	107.5754	112.2697	394325.51
2021/6/3	4127026.25	4329984.00	4084276.50	432434.00	3911001.63	296825.84	317102.72	292504.91	314894.75	3312943.93	112.3513	118.2634	110.5264	115.2895	403814.81
2021/6/4	4328093.00	4328093.00	3931521.25	4040123.25	4580715.17	315119.66	315119.66	282074.63	294370.91	3742207.87	115.2658	115.3083	101.2847	106.2414	507941.72
2021/6/5	4038563.00	4152180.75	3821771.00	3893118.75	3937743.55	294745.91	308528.78	280139.47	288061.41	3339539.34	106.2176	109.2802	98.2839	101.1044	356674.23
2021/6/6	3891656.75	3989971.75	3867793.25	3930911.00	3169231.14	287970.75	300420.63	286482.97	297604.03	2774434.11	101.1258	103.9786	100.6088	103.6138	253008.80
2021/6/7	3927939.25	407497.50	3658692.75	3667301.50	3680767.27	397379.84	301206.09	282373.47	283047.56	33843786.36	103.7707	106.7378	92.7555	94.1015	295174.92
2021/6/8	3670950.00	3716829.50	3405532.75	3664073.75	5462516.01	283521.72	286364.16	253440.81	275570.81	4587639.31	94.2792	96.9630	86.3185	95.8679	491643.40
2021/6/9	38617481.50	4115267.50	3554922.00	4093557.50	5916201.04	274778.34	287804.88	264075.34	285903.22	3954425.29	95.6786	100.8488	91.0290	100.8488	437457.83
2021/6/10	4098423.75	4198011.00	3918838.50	4015089.00	4767009.80	286218.44	287273.47	266236.72	270372.34	3145509.35	100.9902	101.7345	93.3366	95.0844	345390.56
2021/6/11	4014480.00	4116867.00	3943761.50	4094856.00	4244607.04	270518.94	272901.06	255212.25	258162.56	2723648.40	95.0914	96.4701	91.6867	93.0585	274517.26
2021/6/12	4095486.00	4103030.25	3890095.75	3894815.00	4159548.87	258238.69	268413.22	248509.50	260215.31	2821461.51	92.9958	92.9958	88.5887	91.3291	299597.63
2021/6/13	3899777.25	4311735.50	3823913.50	4289778.00	4462174.39	260237.88	279318.84	253651.56	275218.22	2927610.87	91.3915	97.3777	89.8582	96.8995	335722.27
2021/6/14	4280903.00	4504362.50	4255260.50	4425560.50	4748020.11	275259.78	286988.44	271105.47	279264.47	2967127.95	96.8871	101.8652	94.8999	98.2526	330888.50
2021/6/15	4448525.00	4545742.00	4361379.00	4448003.00	5110022.86	284752.22	290547.50	276803.47	287417.13	3192959.15	97.6113	99.3065	94.7170	97.9510	394734.32
2021/6/16	4421850.00	4459965.00	4227604.50	4247901.00	4343674.23	280143.81	281117.75	260705.47	262278.25	2669894.16	95.4250	96.1084	90.9792	92.1547	323038.41
2021/6/17	4247276.50	4373827.50	4129072.00	4198268.50	4092705.14	262238.69	271838.56	254911.20	261692.08	2412996.78	92.1354	95.3128	91.0361	92.8320	296187.62
2021/6/18	4203340.00	4211634.50	3883379.50	3943574.25	3989155.49	261977.28	262178.28	236499.70	254925.75	2507246.01	92.9297	92.9297	85.3551	87.8968	276549.64
2021/6/19	3952098.50	4017465.50	3849447.50	3924689.50	3438885.08	246303.28	251069.86	239000.20	240059.64	2067902.71	87.9693	88.9130	83.6060	83.9326	243358.89
2021/6/20	3918879.00	3975738.25	3684046.50	3934166.50	4040596.54	239270.52	250861.00	225895.55	247562.84	2483594.75	83.7897	86.4685	77.0673	85.5614	338175.78
2021/6/21	3927868.25	3973676.50	3452823.25	3496394.25	5828929.66	247447.50	249065.80	206003.14	208442.11	3724707.92	85.3871	85.9580	66.7679	67.3731	446887.64
2021/6/22	3490399.00	3683377.25	3197928.00	3596913.75	6524700.49	208245.66	220099.66	188996.17	207472.59	3933481.14	67.0247	71.6585	56.7464	60.3144	529392.70
2021/6/23	3598026.25	3853996.50	3518263.00	3743566.50	5141625.21	207879.25	226468.98	202371.56	220879.03	3135622.53	60.5221	73.2422	57.9865	69.5512	470584.84
2021/6/24	3739100.25	390537.50	3595773.50	3844851.00	3674133.42	218572.39	225366.70	209564.09	220564.94	2248718.79	70.8894	76.6166	68.5487	74.5400	308577.63
2021/6/25	3844481.50	3934265.75	3473520.50	3505307.25	4457382.15	220649.19	223697.31	198826.75	200895.36	2523281.95	74.6411	76.3346	66.8886	67.9531	345784.82
2021/6/26	3500530.00	3616080.75	3344291.25	3496394.25	5828929.66	247447.50	249065.80	206003.14	208442.11	3724707.92	85.3871	85.9580	66.7679	67.3731	446887.64
2021/6/27	3577295.50	3840939.00	3553389.75	3839622.50	3935142.58	202865.27	219438.78	200676.98	219286.77	2203564.14	68.3598	72.2337	64.2158	71.6873	258116.27
2021/6/28	3842889.00	3897245.50	3762219.25	3808747.50	3748818.16	219562.88	236689.75	217336.89	230028.83	2822144.71	71.8382	72.3375	69.3084	71.2041	256988.81
2021/6/29	3813307.25	4038935.50	3785756.00	3924689.50	4189431.57	230448.17	247830.73	229565.72	238840.17	2742935.64	71.2257	80.5211	71.0235	77.5650	367618.61
2021/6/30	3969127.75	3988786.25	3786319.50	3894158.25	3785048.80	239221.30	253658.34	231011.30	252775.03	2870323.55	78.0024	78.9209	72.1327	78.5008	344184.34
2021/7/1	3893618.75	3893618.75	3668690.00	3745714.00	4221774.43	252758.34	252758.34	232154.98	235819.55	3242477.04	78.3242	78.3242	72.1604	73.7693	284952.10
2021/7/2	3743201.50	3786721.25	3656442.00	3764437.75	4301047.49	235405.30	239389.83	225457.73	238772.80	3531129.35	73.6254	74.4508	70.7574	72.9368	228951.85
2021/7/3	3759703.75	3876149.75	3709537.50	3849422.25	2707472.85	238861.05	248448.27	235169.02	247176.59	1935713.31	72.8120	75.9121	71.5919	74.7141	207948.52
2021/7/4	3849091.00	3988585.00	381921.25	3921883.75	2770087.58	247225.02	264623.41	243259.67	258036.42	2087999.12	74.7507	78.5543	73.9274	77.2362	209525.74
2021/7/5	3921502.00	3921502.00	3683303.75	3743376.50	2964168.57	258058.50	258058.50	239875.34	243884.36	2230073.75	77.3149	77.3149	71.9160	72.5802	230327.92
2021/7/6	3740881.50	3881954.50	3718066.00	3786503.75	2931110.01	243810.80	259948.36	243810.80	257115.75	2310695.57	72.4421	75.3294	72.4000	73.5953	214454.06
2021/7/7	3785451.50	3869728.75	3743826.75	3745601.00	2743320.90	256953.05	265893.94	253990.19	256139.11	2478052.13	73.5790	74.4139	72.0256	72.0873	229897.98
2021/7/8	3749393.50	3749502.50	3529091.00	3610008.25	3284227.70	256447.47	256986.36	229367.53	232783.58	2546107.24	72.2108	72.3528	67.2929	68.4132	257892.95
2021/7/9	3608284.25	3748550.50	3550414.75	3721651.50											

過去5日及び過去4週の4本値と各種ピボット

2021/07/12 ~ 2021/07/16

USD/JPY										Demark						Pivot				Fibonacci Zone					
当日のOHLCLから計算される翌日の										TD Range Projection						TD pivot points									
日足	Open	High	Low	Close	値幅/日	引け形態	真の高値	真の安値	予想高値	予想安値	予想高値	予想安値	StopLoss	Support	Pivot	Resistance	StopLoss	3-days AVG	Support Zone 2	Support Zone 1	BP	Resistance Zone 1	Resistance Zone 2		
													LBOP	S2	S1	PP	R1	R2	HBOP						
2021/07/12	110.14	110.40	109.98	110.35	42p	陽線引け	-	-					109.66	109.82	110.09	110.24	110.51	110.67	110.94						
2021/07/13	110.34	110.65	110.20	110.62	45p	陽線引け	110.65	110.20	110.86	110.41	110.86	110.41	109.88	110.04	110.33	110.49	110.78	110.94	111.23						
2021/07/14	110.62	110.70	109.94	109.96	76p	陰線引け	110.70	109.94	110.33	109.57	110.33	109.57	108.94	109.44	109.70	110.20	110.46	110.96	111.22	110.31	Bear	109.15	~ 109.44	109.73	~ 109.82
2021/07/15	109.96	110.09	109.72	109.84	37p	陰線引け	110.09	109.72	109.96	109.59	109.96	109.59	109.30	109.51	109.67	109.88	110.05	110.25	110.42	110.19	Bear	109.37	~ 109.51	109.65	~ 109.70
2021/07/16	109.83	110.34	109.73	110.05	61p	陽線引け	110.34	109.73	110.50	109.89	110.50	109.89	109.14	109.44	109.74	110.04	110.35	110.65	110.96	110.04	Bull	109.20	~ 109.44	109.67	~ 109.74
週足	Open	High	Low	Close	値幅/週	引け形態	真の高値	真の安値	予想高値	予想安値	予想高値	予想安値	LBOP	S2	S1	PP	R1	R2	HBOP	3-days AVG	Support Zone 2	Support Zone 1	BP	Resistance Zone 1	Resistance Zone 2
2021/06/21 ~ 2021/06/25	110.24	111.11	109.72	110.76	139p	陽線引け	-	-					108.56	109.14	109.95	110.53	111.34	111.92	112.74						
2021/06/28 ~ 2021/07/02	110.80	111.66	110.42	111.03	124p	陽線引け	111.66	109.72	112.31	110.37	111.96	110.72	109.17	109.80	110.41	111.04	111.65	112.27	112.89						
2021/07/05 ~ 2021/07/09	110.98	111.19	109.54	110.12	165p	陰線引け	111.19	109.54	110.65	109.00	110.65	109.00	107.72	108.63	109.37	110.28	111.03	111.93	112.68	110.62	Bear	107.99	~ 108.63	109.26	~ 109.45
2021/07/12 ~ 2021/07/16	110.14	110.70	109.72	110.05	98p	陽線引け	110.70	109.72	110.38	109.40	110.38	109.40	108.64	109.18	109.62	110.16	110.60	111.14	111.58	110.49	Bear	108.80	~ 109.18	109.55	~ 109.67

EUR/JPY										Demark						Pivot				Fibonacci Zone					
当日のOHLCLから計算される翌日の										TD Range Projection						TD pivot points									
日足	Open	High	Low	Close	値幅/日	引け形態	真の高値	真の安値	予想高値	予想安値	予想高値	予想安値	StopLoss	Support	Pivot	Resistance	StopLoss	3-days AVG	Support Zone 2	Support Zone 1	BP	Resistance Zone 1	Resistance Zone 2		
													LBOP	S2	S1	PP	R1	R2	HBOP						
2021/07/12	130.81	130.99	130.46	130.90	53p	陽線引け	-	-					130.04	130.25	130.57	130.78	131.11	131.31	131.64						
2021/07/13	130.90	131.09	130.21	130.29	88p	陰線引け	131.09	130.21	130.69	129.81	130.69	129.81	129.10	129.66	129.97	130.53	130.85	131.41	131.73						
2021/07/14	130.29	130.43	130.02	130.16	41p	陰線引け	130.43	130.02	130.30	129.89	130.30	129.89	129.57	129.79	129.98	130.20	130.39	130.62	130.80	130.51	Bear	129.64	~ 129.79	129.95	~ 130.00
2021/07/15	130.16	130.20	129.61	129.75	59p	陰線引け	130.20	129.61	129.98	129.39	129.98	129.39	128.92	129.26	129.51	129.86	130.10	130.45	130.69	130.20	Bear	129.04	~ 129.26	129.49	~ 129.56
2021/07/16	129.74	130.28	129.64	129.91	64p	陽線引け	130.28	129.64	130.42	129.78	130.42	129.78	128.97	129.30	129.61	129.95	130.25	130.59	130.89	130.00	Bear	129.06	~ 129.30	129.55	~ 129.62
週足	Open	High	Low	Close	値幅/週	引け形態	真の高値	真の安値	予想高値	予想安値	予想高値	予想安値	LBOP	S2	S1	PP	R1	R2	HBOP	3-days AVG	Support Zone 2	Support Zone 1	BP	Resistance Zone 1	Resistance Zone 2
2021/06/21 ~ 2021/06/25	130.81	132.70	130.05	132.27	265p	陽線引け	-	-					128.00	129.02	130.64	131.67	133.29	134.32	135.94						
2021/06/28 ~ 2021/07/02	132.27	132.43	131.28	131.74	115p	陽線引け	132.43	130.05	132.08	129.70	132.08	130.93	130.05	130.67	131.20	131.82	132.35	132.97	133.50						
2021/07/05 ~ 2021/07/09	131.72	131.87	129.64	130.81	223p	陰線引け	131.87	129.64	131.34	129.11	131.34	129.11	127.45	128.54	129.68	130.77	131.91	133.00	134.14	131.42	Bear	127.69	~ 128.54	129.39	~ 129.66
2021/07/12 ~ 2021/07/16	130.81	131.09	129.61	129.91	148p	陽線引け	131.09	129.61	130.50	129.02	130.50	129.02	127.84	128.73	129.32	130.20	130.80	131.68	132.27	130.93	Bear	128.16	~ 128.73	129.29	~ 129.47

EUR/USD										Demark						Pivot				Fibonacci Zone					
当日のOHLCLから計算される翌日の										TD Range Projection						TD pivot points									
日足	Open	High	Low	Close	値幅/日	引け形態	真の高値	真の安値	予想高値	予想安値	予想高値	予想安値	StopLoss	Support	Pivot	Resistance	StopLoss	3-days AVG	Support Zone 2	Support Zone 1	BP	Resistance Zone 1	Resistance Zone 2		
													LBOP	S2	S1	PP	R1	R2	HBOP						
2021/07/12	1.1876	1.1880	1.1836	1.1862	44p	陽線引け	-	-					1.1795	1.1816	1.1839	1.1859	1.1883	1.1903	1.1926						
2021/07/13	1.1862	1.1875	1.1772	1.1778	103p	陰線引け	1.1875	1.1772	1.1827	1.1724	1.1827	1.1724	1.1639	1.1706	1.1742	1.1809	1.1845	1.1911	1.1948						
2021/07/14	1.1778	1.1839	1.1772	1.1837	67p	陽線引け	1.1839	1.1772	1.1871	1.1804	1.1871	1.1804	1.1726	1.1749	1.1793	1.1816	1.1860	1.1883	1.1926	1.1828	Bear	1.1724	~ 1.1749	1.1775	~ 1.1783
2021/07/15	1.1837	1.1851	1.1796	1.1813	54p	陰線引け	1.1851	1.1796	1.1832	1.1778	1.1832	1.1778	1.1735	1.1766	1.1789	1.1820	1.1843	1.1874	1.1898	1.1815	Bull	1.1745	~ 1.1766	1.1786	~ 1.1793
2021/07/16	1.1812	1.1822	1.1792	1.1804	30p	陰線引け	1.1822	1.1792	1.1813	1.1783	1.1813	1.1783	1.1760	1.1776	1.1790	1.1806	1.1820	1.1836	1.1850	1.1814	Bear	1.1765	~ 1.1776	1.1788	~ 1.1791
週足	Open	High	Low	Close	値幅/週	引け形態	真の高値	真の安値	予想高値	予想安値	予想高値	予想安値	LBOP	S2	S1	PP	R1	R2	HBOP	3-days AVG	Support Zone 2	Support Zone 1	BP	Resistance Zone 1	Resistance Zone 2
2021/06/21 ~ 2021/06/25	1.1866	1.1975	1.1848	1.1941	127p	陽線引け	-	-					1.1741	1.1794	1.1868	1.1922	1.1995	1.2049	1.2122						
2021/06/28 ~ 2021/07/02	1.1937	1.1945	1.1808	1.1866	136p	陽線引け	1.1945	1.1848	1.1905	1.1809	1.1905	1.1769	1.1665	1.1737	1.1801	1.1873	1.1937	1.2009	1.2074						
2021/07/05 ~ 2021/07/09	1.1869	1.1895	1.1782	1.1880	113p	陽線引け	1.1895	1.1782	1.1944	1.1831	1.1944	1.1831	1.1696	1.1739	1.1809	1.1852	1.1922	1.1965	1.2035	1.1882	Bear	1.1696	~ 1.1739	1.1782	~ 1.1796
2021/07/12 ~ 2021/07/16	1.1876	1.1880	1.1772	1.1804	108p	陽線引け	1.1880	1.1772	1.1842	1.1734	1.1842	1.1734	1.1650	1.1711	1.1758	1.1819	1.1865	1.1927	1.1973	1.1848	Bear	1.1670	~ 1.1711	1.1752	~ 1.1765

GBP/JPY										Demark						Pivot				Fibonacci Zone					
当日のOHLCLから計算される翌日の										TD Range Projection						TD pivot points									
日足	Open	High	Low	Close	値幅/日	引け形態	真の高値	真の安値	予想高値	予想安値	予想高値	予想安値	StopLoss	Support	Pivot	Resistance	StopLoss	3-days AVG	Support Zone 2	Support Zone 1	BP	Resistance Zone 1	Resistance Zone 2		
													LBOP	S2	S1	PP	R1	R2	HBOP						
2021/07/12	152.99	153.35	152.42	153.25	93p	陽線引け	-	-					151.73	152.08	152.66	153.01	153.59	153.94	154.52						
2021/07/13	153.25	153.49	152.42	152.84	107p	陰線引け	153.49	152.42	153.17	152.10	153.17	152.10	151.28	151.85	152.35	152.92	153.41	153.98	154.48						
2021/07/14	152.84	153.30	152.34	152.42	96p	陰線引け	153.30	152.34	152.86	151.90	152.86	151.90	151.11	151.73	152.07	152.69	153.03	153.64	153.99	152.87	Bear	151.36	~ 151.73	152.09	~ 152.21
2021/07/15	152.42	152.80	151.62	151.86	119p	陰線引け	152.80	151.62	152.33	151.14	152.33	151.14	150.20	150.91	151.38	152.09	152.57	153.28	153.75	152.57	Bear	150.45	~ 150.91	151.36	~ 151.50
2021/07/16	151.85	152.61	151.44	151.45	117p	陽線引け	152.61	151.44	152.03	150.86	152.03	150.86	149.88	150.66	151.06	151.84	152.53	153.01	153.40	152.20	Bear	150.21	~ 150.66	151.11	~ 151.25
週足	Open	High	Low	Close	値幅/週	引け形態	真の高値	真の安値	予想高値	予想安値	予想高値														

IMM扱い8通貨/ダウ/日経/金/オイル/主要クロス円の過去5日及び過去5週の4本値

AUDUSD					CADUSD					CHFUSD				
Date	Open	High	Low	Close	Date	Open	High	Low	Close	Date	Open	High	Low	Close
2021/07/16	0.7424	0.7443	0.7392	0.7397	2021/07/16	0.7941	0.7961	0.7926	0.7931	2021/07/16	1.0894	1.0901	1.0865	1.0875
2021/07/15	0.7482	0.7487	0.7411	0.7425	2021/07/15	0.7992	0.7999	0.7928	0.7941	2021/07/15	1.0924	1.0967	1.0878	1.0894
2021/07/14	0.7446	0.7486	0.7431	0.7483	2021/07/14	0.7991	0.8044	0.7983	0.7993	2021/07/14	1.0890	1.0938	1.0871	1.0930
2021/07/13	0.7482	0.7503	0.7427	0.7446	2021/07/13	0.8029	0.8037	0.7975	0.7992	2021/07/13	1.0930	1.0937	1.0869	1.0890
2021/07/12	0.7491	0.7496	0.7449	0.7481	2021/07/12	0.8034	0.8034	0.7991	0.8029	2021/07/12	1.0935	1.0950	1.0904	1.0929

CNYUSD					EURUSD					GBPUSD				
Date	Open	High	Low	Close	Date	Open	High	Low	Close	Date	Open	High	Low	Close
2021/07/16	0.1547	0.1547	0.1545	0.1546	2021/07/16	1.1812	1.1822	1.1792	1.1804	2021/07/16	1.3826	1.3862	1.3761	1.3762
2021/07/15	0.1547	0.1549	0.1545	0.1548	2021/07/15	1.1837	1.1851	1.1796	1.1813	2021/07/15	1.3861	1.3899	1.3805	1.3826
2021/07/14	0.1543	0.1544	0.1542	0.1544	2021/07/14	1.1778	1.1839	1.1772	1.1837	2021/07/14	1.3817	1.3892	1.3802	1.3861
2021/07/13	0.1544	0.1546	0.1544	0.1545	2021/07/13	1.1862	1.1875	1.1772	1.1778	2021/07/13	1.3888	1.3905	1.3801	1.3817
2021/07/12	0.1544	0.1545	0.1543	0.1543	2021/07/12	1.1876	1.1880	1.1836	1.1862	2021/07/12	1.3890	1.3910	1.3839	1.3888

JPYUSD					MXNUSD					NZDUSD				
Date	Open	High	Low	Close	Date	Open	High	Low	Close	Date	Open	High	Low	Close
2021/07/16	0.9105	0.9113	0.9063	0.9086	2021/07/16	5.0152	5.0430	5.0115	5.0264	2021/07/16	0.6983	0.7031	0.6983	0.7004
2021/07/15	0.9094	0.9114	0.9084	0.9104	2021/07/15	5.0299	5.0325	5.0007	5.0152	2021/07/15	0.7039	0.7045	0.6966	0.6985
2021/07/14	0.9040	0.9096	0.9034	0.9094	2021/07/14	4.9870	5.0356	4.9845	5.0299	2021/07/14	0.6949	0.7044	0.6939	0.7039
2021/07/13	0.9063	0.9075	0.9038	0.9040	2021/07/13	5.0334	5.0463	4.9798	4.9870	2021/07/13	0.6988	0.7010	0.6918	0.6949
2021/07/12	0.9079	0.9093	0.9058	0.9062	2021/07/12	5.0350	5.0423	4.9982	5.0334	2021/07/12	0.6997	0.7009	0.6949	0.6988

Nikkei 225 -Japan (NIX)					出来高	
Date	Open	High	Low	Close	(ドル建て終値)	出来高
2021/07/16	28039.26	28200.00	27847.35	28003.08	254.45	0
2021/07/15	28539.32	28571.72	28241.39	28279.09	257.46	532038800
2021/07/14	28517.31	28696.80	28482.82	28608.49	260.16	548272800
2021/07/13	28713.82	28852.31	28699.58	28718.24	259.61	497931900
2021/07/12	28412.70	28594.85	28411.04	28569.02	258.89	555422500
週4本値	28412.70	28852.31	27847.35	28003.08	254.45	1034765000

XAUUSD				
Date	Open	High	Low	Close
2021/07/16	1829.43	1832.09	1809.30	1811.01
2021/07/15	1827.40	1833.93	1820.41	1829.49
2021/07/14	1808.25	1829.81	1804.70	1827.41
2021/07/13	1806.36	1817.15	1799.05	1807.70
2021/07/12	1808.02	1810.70	1791.78	1806.18
週4本値	1808.02	1833.93	1791.78	1811.01

Dow Jones Industrial - USA (DJIA)					出来高
Date	Open	High	Low	Close	出来高
2021/07/16	35007.94	35090.01	34647.82	34687.85	322980000
2021/07/15	34924.81	34990.41	34762.87	34987.02	320450000
2021/07/14	34920.83	35069.18	34826.87	34933.23	344340000
2021/07/13	34959.96	35018.79	34876.89	34888.79	322430000
2021/07/12	34836.75	35014.90	34730.15	34996.18	294800000
週4本値	34836.75	35090.01	34647.82	34687.85	

Historical Data by

 Arrangement by


Crude Light Oil						出来高
Date	Open	High	Low	Close	出来高	
2021/07/16	71.48	72.30	70.41	71.81	368679	
2021/07/15	72.96	72.96	71.40	71.65	368679	
2021/07/14	75.17	75.44	72.21	73.13	528360	
2021/07/13	74.18	75.52	73.68	75.25	397931	
2021/07/12	74.74	74.93	73.16	74.10	422154	
週4本値	74.74	75.52	70.41	71.81		

USDJPY					EURJPY					GBPJPY				
日付	始値	高値	安値	終値	日付	始値	高値	安値	終値	日付	始値	高値	安値	終値
2021/07/16	109.83	110.34	109.73	110.05	2021/07/16	129.74	130.28	129.64	129.91	2021/07/16	151.85	152.61	151.44	151.45
2021/07/15	109.96	110.09	109.72	109.84	2021/07/15	130.16	130.20	129.61	129.75	2021/07/15	152.42	152.80	151.62	151.86
2021/07/14	110.62	110.70	109.94	109.96	2021/07/14	130.29	130.43	130.02	130.16	2021/07/14	152.84	153.30	152.34	152.42
2021/07/13	110.34	110.65	110.20	110.62	2021/07/13	130.90	131.09	130.21	130.29	2021/07/13	153.25	153.49	152.42	152.84
2021/07/12	110.14	110.40	109.98	110.35	2021/07/12	130.81	130.99	130.46	130.90	2021/07/12	152.99	153.35	152.42	153.25

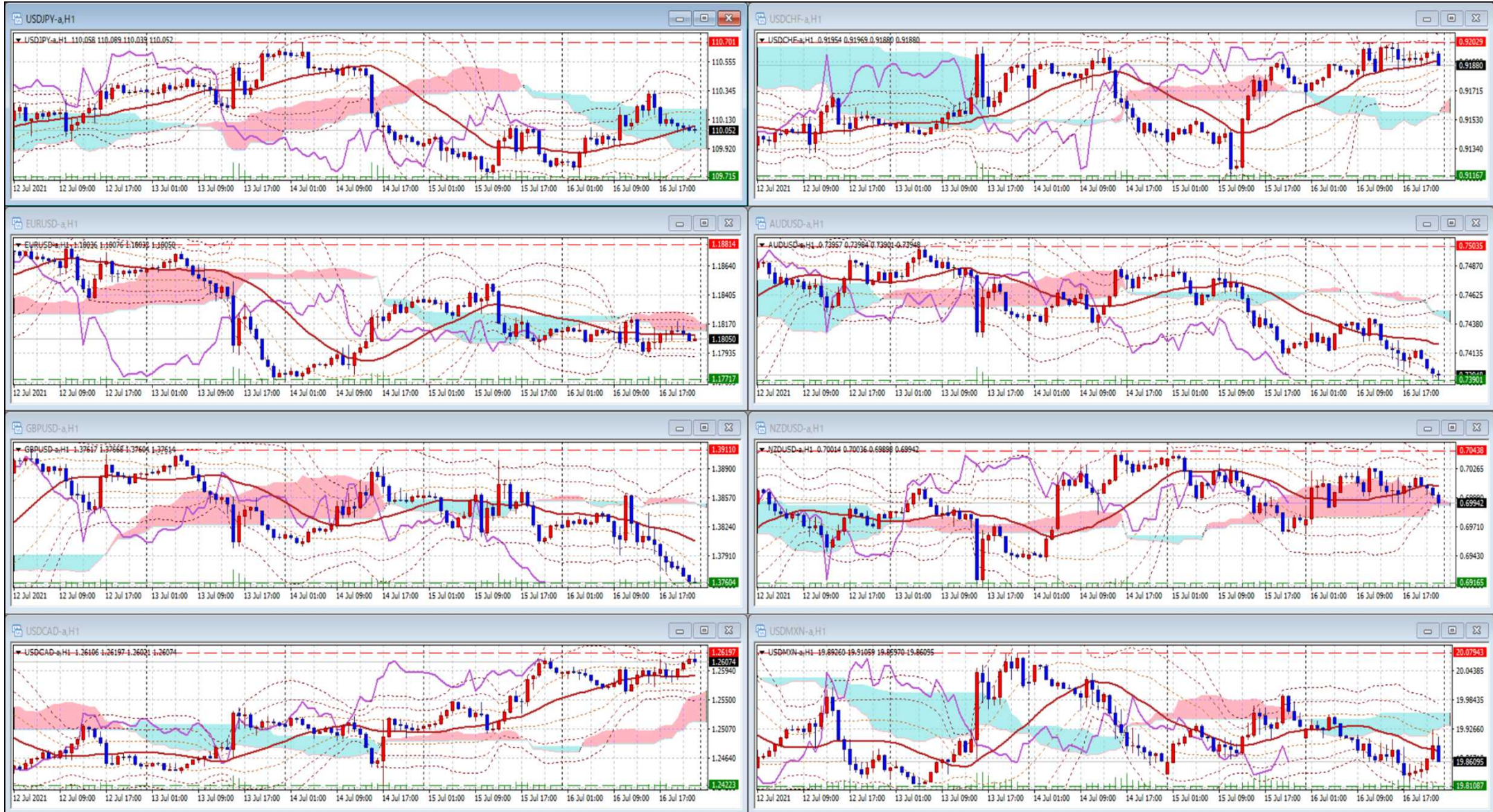
USDJPY Weekly					EURJPY Weekly					GBPJPY Weekly				
日付	始値	高値	安値	終値	日付	始値	高値	安値	終値	日付	始値	高値	安値	終値
2021/07/16	110.14	110.70	109.72	110.05	2021/07/16	130.81	131.09	129.61	129.91	2021/07/16	152.99	153.49	151.44	151.45
2021/07/09	110.98	111.19	109.54	110.12	2021/07/09	131.72	131.87	129.64	130.81	2021/07/09	153.50	154.07	150.67	152.98
2021/07/02	110.80	111.66	110.42	111.03	2021/07/02	132.27	132.43	131.28	131.74	2021/07/02	153.85	154.23	152.62	153.60
2021/06/25	110.24	111.11	109.72	110.76	2021/06/25	130.81	132.70	130.05	132.27	2021/06/25	152.12	155.16	151.33	153.86
2021/06/18	109.65	110.82	109.61	110.16	2021/06/18	132.77	133.68	130.62	130.74	2021/06/18	154.75	155.49	152.11	152.15

先週のIMM取り扱い対ドル8通貨チャート

※ 赤点線は週最高値/青天線は週最低値、BB中心線はSMA21

2021/07/12 ~ 2021/07/16

Chart by OANDA Japan MetaTrader4



Pivot Maker Ver 3.0 by FX_勝てば官軍?

<https://fx.najirane.com>