

JAPANESE YEN - CHICAGO MERCANTILE EXCHANGE

Code-097741

2021/02/23

~

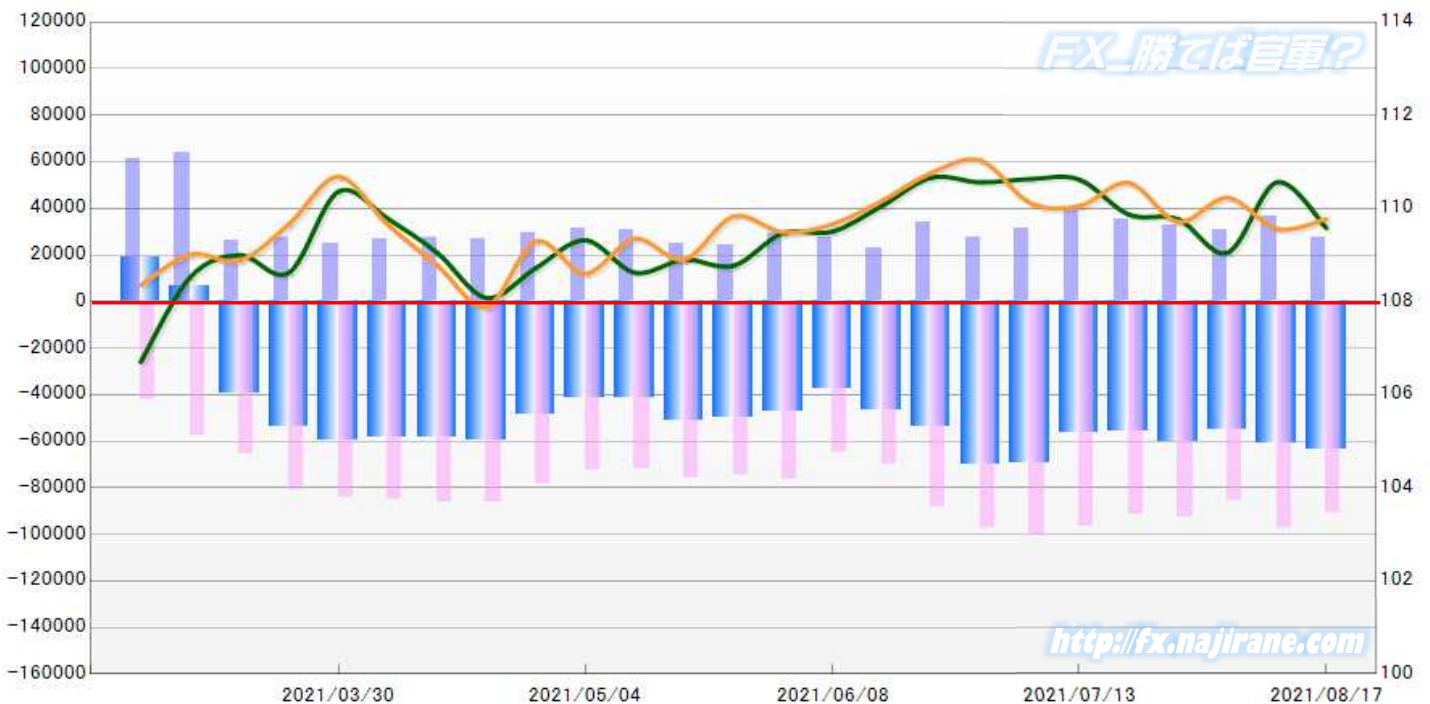
2021/08/17

2021/08/20 NYクローズ時公表値

Report_Date	Non Commercial Positions												火曜日 引け値	金曜日 引け値
	Long	増減	増減(%)	Short	増減	増減(%)	売り越し	増減	増減(%)	売買計	増減	増減(%)		
2021/08/17	27532	-9152	-24.9%	90740	-6601	-6.8%	63208	2551	4.2%	118272	-15753	-11.8%	109.58	109.77
2021/08/10	36684	6275	20.6%	97341	11742	13.7%	60657	5467	9.9%	134025	18017	15.5%	110.56	109.56
2021/08/03	30409	-2566	-7.8%	85599	-7310	-7.9%	55190	-4744	-7.9%	116008	-9876	-7.8%	109.05	110.23
2021/07/27	32975	-2499	-7.0%	92909	1704	1.9%	59934	4203	7.5%	125884	-795	-0.6%	109.77	109.71
2021/07/20	35474	-4966	-12.3%	91205	-5485	-5.7%	55731	-519	-0.9%	126679	-10451	-7.6%	109.87	110.55
2021/07/13	40440	8815	27.9%	96690	-4071	-4.0%	56250	-12886	-18.6%	137130	4744	3.6%	110.62	110.05
2021/07/06	31625	4245	15.5%	100761	3486	3.6%	69136	-759	-1.1%	132386	7731	6.2%	110.63	110.12
2021/06/29	27380	-6738	-19.7%	97275	9295	10.6%	69895	16033	29.8%	124655	2557	2.1%	110.56	111.03
2021/06/22	34118	11144	48.5%	87980	18156	26.0%	53862	7012	15.0%	122098	29300	31.6%	110.66	110.76
2021/06/15	22974	-4274	-15.7%	69824	5262	8.2%	46850	9536	25.6%	92798	988	1.1%	110.05	110.16
2021/06/08	27248	-2214	-7.5%	64562	-12015	-15.7%	37314	-9801	-20.8%	91810	-14229	-13.4%	109.50	109.66
2021/06/01	29462	5299	21.9%	76577	2258	3.0%	47115	-3041	-6.1%	106039	7557	7.7%	109.47	109.49
2021/05/25	24163	-802	-3.2%	74319	-1594	-2.1%	50156	-792	-1.6%	98482	-2396	-2.4%	108.77	109.83
2021/05/18	24965	-5526	-18.1%	75913	3694	5.1%	50948	9220	22.1%	100878	-1832	-1.8%	108.90	108.90
2021/05/11	30491	-717	-2.3%	72219	-481	-0.7%	41728	236	0.6%	102710	-1198	-1.2%	108.62	109.35
2021/05/04	31208	1535	5.2%	72700	-5482	-7.0%	41492	-7017	-14.5%	103908	-3947	-3.7%	109.32	108.60
2021/04/27	29673	3056	11.5%	78182	-8254	-9.5%	48509	-11310	-18.9%	107855	-5198	-4.6%	108.72	109.29
2021/04/20	26617	-1065	-3.8%	86436	442	0.5%	59819	1507	2.6%	113053	-623	-0.5%	108.08	107.89
2021/04/13	27682	888	3.3%	85994	1211	1.4%	58312	323	0.6%	113676	2099	1.9%	109.05	108.78
2021/04/06	26794	2070	8.4%	84783	578	0.7%	57989	-1492	-2.5%	111577	2648	2.4%	109.78	109.65
2021/03/30	24724	-2800	-10.2%	84205	3156	3.9%	59481	5956	11.1%	108929	356	0.3%	110.36	110.68
2021/03/23	27524	1521	5.8%	81049	15678	24.0%	53525	14157	36.0%	108573	17199	18.8%	108.62	109.66
2021/03/16	26003	-38024	-59.4%	65371	7858	13.7%	39368	-45882	-704.4%	91374	-30166	-24.8%	109.00	108.88
2021/03/09	64027	2768	4.5%	57513	15524	37.0%	-6514	-12756	-66.2%	121540	18292	17.7%	108.52	109.01
2021/03/02	61259	-5411	-8.1%	41989	3941	10.4%	-19270	-9352	-32.7%	103248	-1470	-1.4%	106.70	108.35
2021/02/23	66670			38048			-28622			104718			105.25	106.60

JAPANESE YEN - CHICAGO MERCANTILE EXCHANGE
FUTURES ONLY POSITIONS

— 金曜終値 — 火曜終値 — Short枚数 — Long枚数 ■ 売り越し or 買い越し枚数



EURO FX - CHICAGO MERCANTILE EXCHANGE

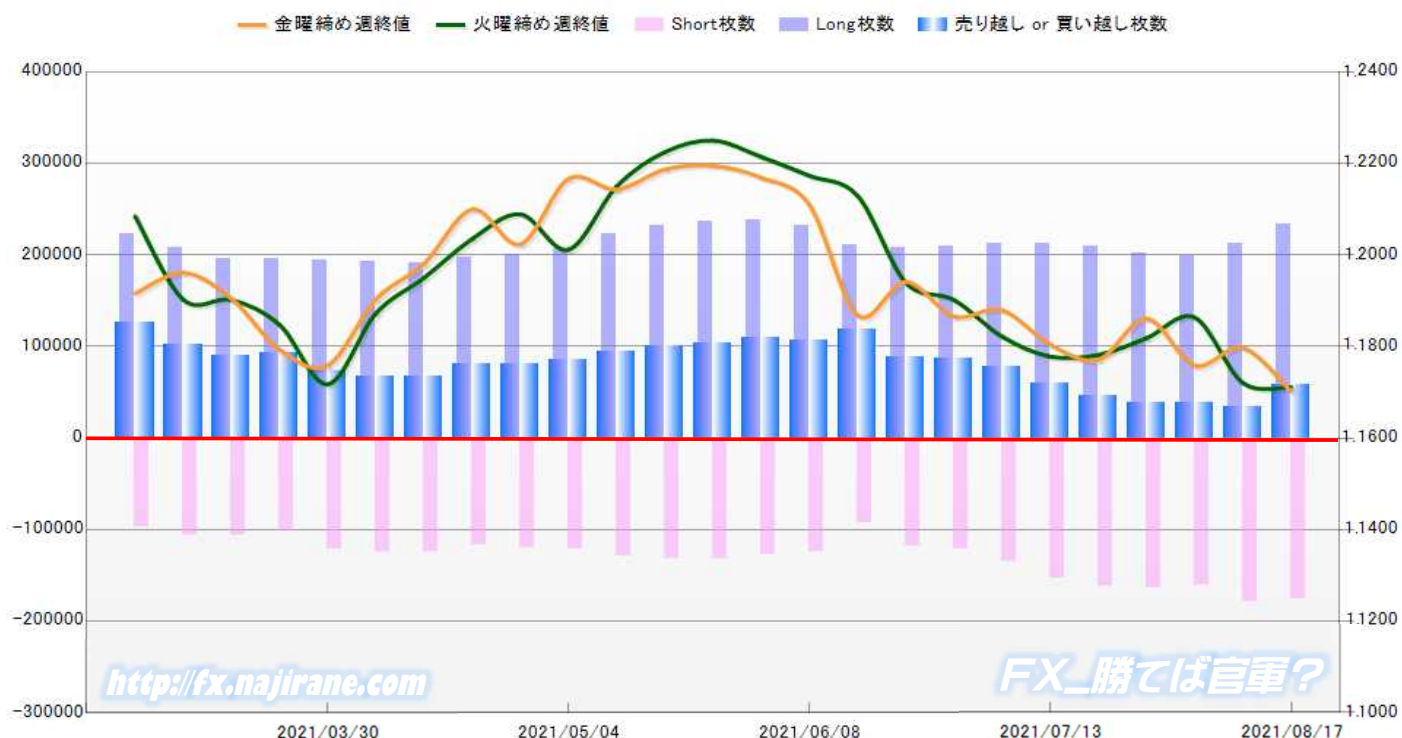
Code-099741

2021/02/23 ~ 2021/08/17

2021/08/20 NYクローズ時公表値

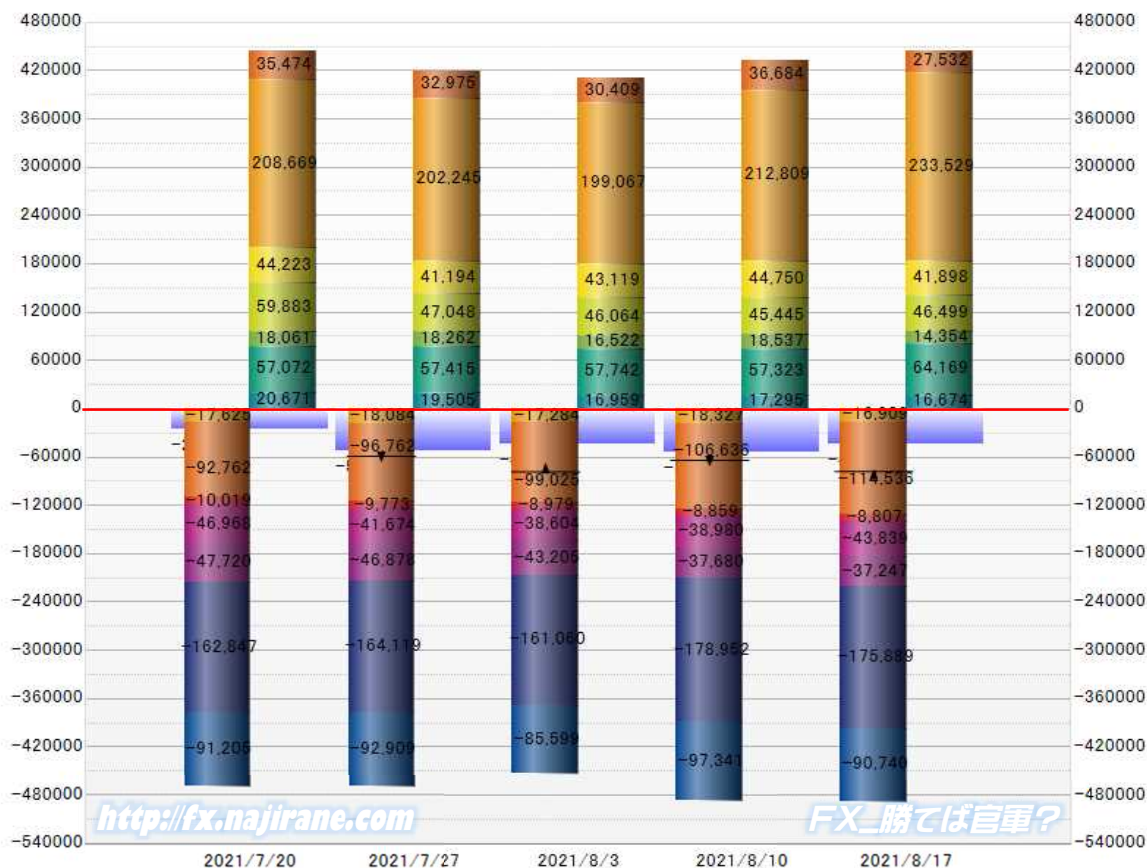
Report_Date	Non Commercial Positions											火曜日 引け値	金曜日 引け値	
	Long	増減		Short	増減		売り越し	増減		売買計	増減			
2021/08/17	233529	20720	9.7%	175889	-3063	-1.7%	-57640	23783	70.2%	409418	17657	4.5%	1.1711	1.1702
2021/08/10	212809	13742	6.9%	178952	17892	11.1%	-33857	-4150	-10.9%	391761	31634	8.8%	1.1721	1.1797
2021/08/03	199067	-3178	-1.6%	161060	-3059	-1.9%	-38007	-119	-0.3%	360127	-6237	-1.7%	1.1863	1.1759
2021/07/27	202245	-6424	-3.1%	164119	1272	0.8%	-38126	-7696	-16.8%	366364	-5152	-1.4%	1.1818	1.1861
2021/07/20	208669	-4182	-2.0%	162847	9709	6.3%	-45822	-13891	-23.3%	371516	5527	1.5%	1.1782	1.1771
2021/07/13	212851	-147	-0.1%	153138	17330	12.8%	-59713	-17477	-22.6%	365989	17183	4.9%	1.1778	1.1804
2021/07/06	212998	3940	1.9%	135808	13896	11.4%	-77190	-9956	-11.4%	348806	17836	5.4%	1.1822	1.1880
2021/06/29	209058	1195	0.6%	121912	3106	2.6%	-87146	-1911	-2.1%	330970	4301	1.3%	1.1902	1.1866
2021/06/22	207863	-2953	-1.4%	118806	26176	28.3%	-89057	-29129	-24.6%	326669	23223	7.7%	1.1940	1.1941
2021/06/15	210816	-21287	-9.2%	92630	-32260	-25.8%	-118186	10973	10.2%	303446	-53547	####	1.2129	1.1868
2021/06/08	232103	-5257	-2.2%	124890	-3148	-2.5%	-107213	-2109	-1.9%	356993	-8405	-2.3%	1.2173	1.2109
2021/06/01	237360	1257	0.5%	128038	-4065	-3.1%	-109322	5322	5.1%	365398	-2808	-0.8%	1.2214	1.2169
2021/05/25	236103	3773	1.6%	132103	-369	-0.3%	-104000	4142	4.1%	368206	3404	0.9%	1.2250	1.2195
2021/05/18	232330	8943	4.0%	132472	2992	2.3%	-99858	5951	6.3%	364802	11935	3.4%	1.2225	1.2187
2021/05/11	223387	16915	8.2%	129480	7837	6.4%	-93907	9078	10.7%	352867	24752	7.5%	1.2150	1.2143
2021/05/04	206472	6057	3.0%	121643	2195	1.8%	-84829	3862	4.8%	328115	8252	2.6%	1.2012	1.2166
2021/04/27	200415	3278	1.7%	119448	3119	2.7%	-80967	159	0.2%	319863	6397	2.0%	1.2089	1.2023
2021/04/20	197137	6497	3.4%	116329	-7460	-6.0%	-80808	13957	20.9%	313466	-963	-0.3%	1.2035	1.2100
2021/04/13	190640	-1590	-0.8%	123789	-919	-0.7%	-66851	-671	-1.0%	314429	-2509	-0.8%	1.1950	1.1981
2021/04/06	192230	-2533	-1.3%	124708	3684	3.0%	-67522	-6217	-8.4%	316938	1151	0.4%	1.1872	1.1903
2021/03/30	194763	-737	-0.4%	121024	18846	18.4%	-73739	-19583	-21.0%	315787	18109	6.1%	1.1718	1.1759
2021/03/23	195500	-357	-0.2%	102178	-3703	-3.5%	-93322	3346	3.7%	297678	-4060	-1.3%	1.1847	1.1793
2021/03/16	195857	-11731	-5.7%	105881	257	0.2%	-89976	-11988	-11.8%	301738	-11474	-3.7%	1.1902	1.1905
2021/03/09	207588	-15067	-6.8%	105624	8957	9.3%	-101964	-24024	-19.1%	313212	-6110	-1.9%	1.1902	1.1961
2021/03/02	222655	-5846	-2.6%	96667	6531	7.2%	-125988	-12377	-8.9%	319322	685	0.2%	1.2084	1.1916
2021/02/23	228501			90136			-138365			318637			1.2149	1.2066

EURO FX - CHICAGO MERCANTILE EXCHANGE
FUTURES ONLY POSITIONS



	2021/07/20			2021/07/27			2021/08/03			2021/08/10			2021/08/17		
	Long	Short	売り越し	Long	Short	売り越し	Long	Short	売り越し	Long	Short	売り越し	Long	Short	売り越し
JPY	35474	91205	55731	32975	92909	59934	30409	85599	55190	36684	97341	60657	27532	90740	63208
	前週比 枚数増減 (枚)			-2499	1704	4203	-2566	-7310	-4744	6275	11742	5467	-9152	-6601	2551
	前週比 枚数増減 (%)			-7.0%	1.9%	7.5%	-7.8%	-7.9%	-7.9%	20.6%	13.7%	9.9%	-24.9%	-6.8%	4.2%
EUR	208669	162847	-45822	202245	164119	-38126	199067	161060	-38007	212809	178952	-33857	233529	175889	-57640
	前週比 枚数増減 (枚)			-6424	1272	-7696	-3178	-3059	-119	13742	17892	-4150	20720	-3063	23783
	前週比 枚数増減 (%)			-3.1%	0.8%	-16.8%	-1.6%	-1.9%	-0.3%	6.9%	11.1%	-10.9%	9.7%	-1.7%	70.2%
GBP	44223	47720	3497	41194	46878	5684	43119	43205	86	44750	37680	-7070	41898	37247	-4651
	前週比 枚数増減 (枚)			-3029	-842	2187	1925	-3673	-5598	1631	-5525	7156	-2852	-433	-2419
	前週比 枚数増減 (%)			-6.8%	-1.8%	62.5%	4.7%	-7.8%	-98.5%	3.8%	-12.8%	8320.9%	-6.4%	-1.1%	-34.2%
AUD	57072	92762	35690	57415	96762	39347	57742	99025	41283	57323	106636	49313	64169	114536	50367
	前週比 枚数増減 (枚)			343	4000	3657	327	2263	1936	-419	7611	8030	6846	7900	1054
	前週比 枚数増減 (%)			0.6%	4.3%	10.2%	0.6%	2.3%	4.9%	-0.7%	7.7%	19.5%	11.9%	7.4%	2.1%
CAD	59883	46968	-12915	47048	41674	-5374	46064	38604	-7460	45445	38980	-6465	46499	43839	-2660
	前週比 枚数増減 (枚)			-12835	-5294	-7541	-984	-3070	2086	-619	376	-995	1054	4859	-3805
	前週比 枚数増減 (%)			-21.4%	-11.3%	-58.4%	-2.1%	-7.4%	38.8%	-1.3%	1.0%	-13.3%	2.3%	12.5%	-58.9%
CHF	18061	10019	-8042	18262	9773	-8489	16522	8979	-7543	18537	8859	-9678	14354	8807	-5547
	前週比 枚数増減 (枚)			201	-246	447	-1740	-794	-946	2015	-120	2135	-4183	-52	-4131
	前週比 枚数増減 (%)			1.1%	-2.5%	5.6%	-9.5%	-8.1%	-11.1%	12.2%	-1.3%	28.3%	-22.6%	-0.6%	-42.7%
NZD	20671	17625	-3046	19505	18084	-1421	16959	17284	325	17295	18327	1032	16674	16909	235
	前週比 枚数増減 (枚)			-1166	459	-1625	-2546	-800	1746	336	1043	707	-621	-1418	-797
	前週比 枚数増減 (%)			-5.6%	2.6%	-53.3%	-13.1%	-4.4%	122.9%	2.0%	6.0%	217.5%	-3.6%	-7.7%	-77.2%
MXN	66141	94562	28421	65404	91811	26407	70787	92084	21297	69818	93705	23887	76530	95647	19117
	前週比 枚数増減 (枚)			-737	-2751	-2014	5383	273	-5110	-969	1621	2590	6712	1942	-4770
	前週比 枚数増減 (%)			-1.1%	-2.9%	-7.1%	8.2%	0.3%	-19.4%	-1.4%	1.8%	12.2%	9.6%	2.1%	-20.0%
Total All 8	510194	563708	53514	484048	562010	77962	480669	545840	65171	502661	580480	77819	521185	583614	62429
	前週比 枚数増減 (枚)			-26146	-1698	24448	-3379	-16170	-12791	21992	34640	12648	18524	3134	-15390
	前週比 枚数増減 (%)			-5.1%	-0.3%	45.7%	-0.7%	-2.9%	-16.4%	4.6%	6.3%	19.4%	3.7%	0.5%	-19.8%
Total 7 (MXN除く)	444053	469146	25093	418644	470199	51555	409882	453756	43874	432843	486775	53932	444655	487967	43312
	前週比 枚数増減 (枚)			-25409	1053	26462	-8762	-16443	-7681	22961	33019	10058	11812	1192	-10620
	前週比 枚数増減 (%)			-5.7%	0.2%	105.5%	-2.1%	-3.5%	-14.9%	5.6%	7.3%	22.9%	2.7%	0.2%	-19.7%

直近5週 CFTC IMM主要7通貨の構成



<http://fx.najirane.com>

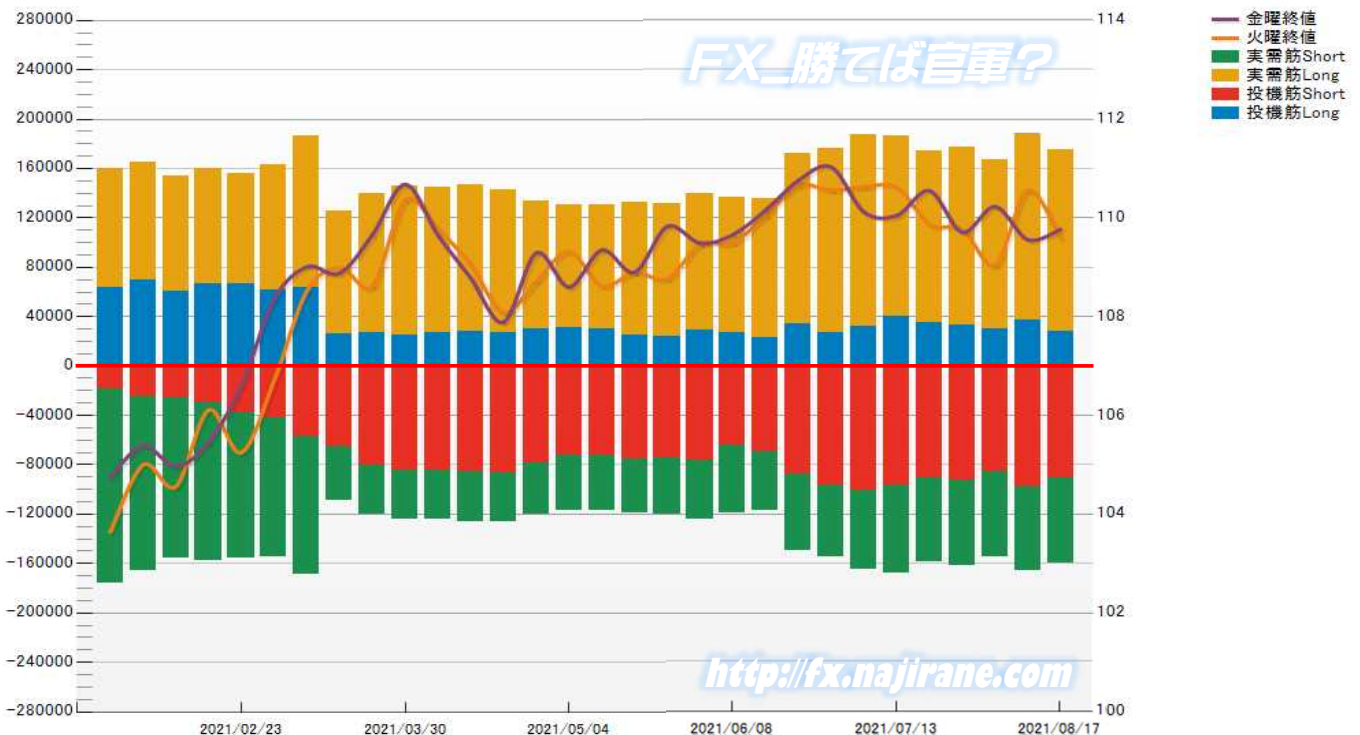
FXに勝てば官軍?

JAPANESE YEN - CHICAGO MERCANTILE EXCHANGE
FUTURES ONLY POSITIONS

Code-097741
2021/08/20 公表値

Date	投機筋集計				実需筋集計				投機筋+実需筋合計				ドル円終値	
	円買い	円売り	売り越し	売買計	円買い	円売り	売り越し	売買計	円買い	円売り	売り越し	売買計	火曜締め	金曜締め
2021/08/17	27532	90740	63208	118272	147403	69312	-78091	216715	174935	160052	-14883	334987	109.58	109.77
2021/08/10	36684	97341	60657	134025	151720	68459	-83261	220179	188404	165800	-22604	354204	110.56	109.56
2021/08/03	30409	85599	55190	116008	136596	68989	-67607	205585	167005	154588	-12417	321593	109.05	110.23
2021/07/27	32975	92909	59934	125884	143819	68805	-75014	212624	176794	161714	-15080	338508	109.77	109.71
2021/07/20	35474	91205	55731	126679	138577	67311	-71266	205888	174051	158516	-15535	332567	109.87	110.55
2021/07/13	40440	96690	56250	137130	145716	70980	-74736	216696	186156	167670	-18486	353826	110.62	110.05
2021/07/06	31625	100761	69136	132386	155707	63576	-92131	219283	187332	164337	-22995	351669	110.63	110.12
2021/06/29	27380	97275	69895	124655	149165	57450	-91715	206615	176545	154725	-21820	331270	110.56	111.03
2021/06/22	34118	87980	53862	122098	138242	62072	-76170	200314	172360	150052	-22308	322412	110.66	110.76
2021/06/15	22974	69824	46850	92798	112798	47481	-65317	160279	135772	117305	-18467	253077	110.05	110.16
2021/06/08	27248	64562	37314	91810	108879	54611	-54268	163490	136127	119173	-16954	255300	109.50	109.66
2021/06/01	29462	76577	47115	106039	110690	48111	-62579	158801	140152	124688	-15464	264840	109.47	109.49
2021/05/25	24163	74319	50156	98482	107377	46024	-61353	153401	131540	120343	-11197	251883	108.77	109.83
2021/05/18	24965	75913	50948	100878	107486	43385	-64101	150871	132451	119298	-13153	251749	108.90	108.90
2021/05/11	30491	72219	41728	102710	99644	44421	-55223	144065	130135	116640	-13495	246775	108.62	109.35
2021/05/04	31208	72700	41492	103908	99092	44761	-54331	143853	130300	117461	-12839	247761	109.32	108.60
2021/04/27	29673	78182	48509	107855	103999	42071	-61928	146070	133672	120253	-13419	253925	108.72	109.29
2021/04/20	26617	86436	59819	113053	115715	39632	-76083	155347	142332	126068	-16264	268400	108.08	107.89
2021/04/13	27682	85994	58312	113676	119216	40446	-78770	159662	146898	126440	-20458	273338	109.05	108.78
2021/04/06	26794	84783	57989	111577	117846	39309	-78537	157155	144640	124092	-20548	268732	109.78	109.65
2021/03/30	24724	84205	59481	108929	121115	40234	-80881	161349	145839	124439	-21400	270278	110.36	110.68
2021/03/23	27524	81049	53525	108573	112098	39186	-72912	151284	139622	120235	-19387	259857	108.62	109.66
2021/03/16	26003	65371	39368	91374	99385	43104	-56281	142489	125388	108475	-16913	233863	109.00	108.88
2021/03/09	64027	57513	-6514	121540	122099	111283	-10816	233382	186126	168796	-17330	354922	108.52	109.01
2021/03/02	61259	41989	-19270	103248	101787	113100	11313	214887	163046	155089	-7957	318135	106.70	108.35
2021/02/23	66670	38048	-28622	104718	89663	117750	28087	207413	156333	155798	-535	312131	105.25	106.60
2021/02/16	66732	29550	-37182	96282	92764	128250	35486	221014	159496	157800	-1696	317296	106.11	105.46
2021/02/09	60719	26101	-34618	86820	92849	129722	36873	222571	153568	155823	2255	309391	104.56	104.97
2021/02/02	69602	24973	-44629	94575	95041	140921	45880	235962	164643	165894	1251	330537	105.00	105.39
2021/01/26	63463	18471	-44992	81934	96095	157655	61560	253750	159558	176126	16568	335684	103.64	104.75

JAPANESE YEN - CHICAGO MERCANTILE EXCHANGE
FUTURES ONLY POSITIONS Code-097741



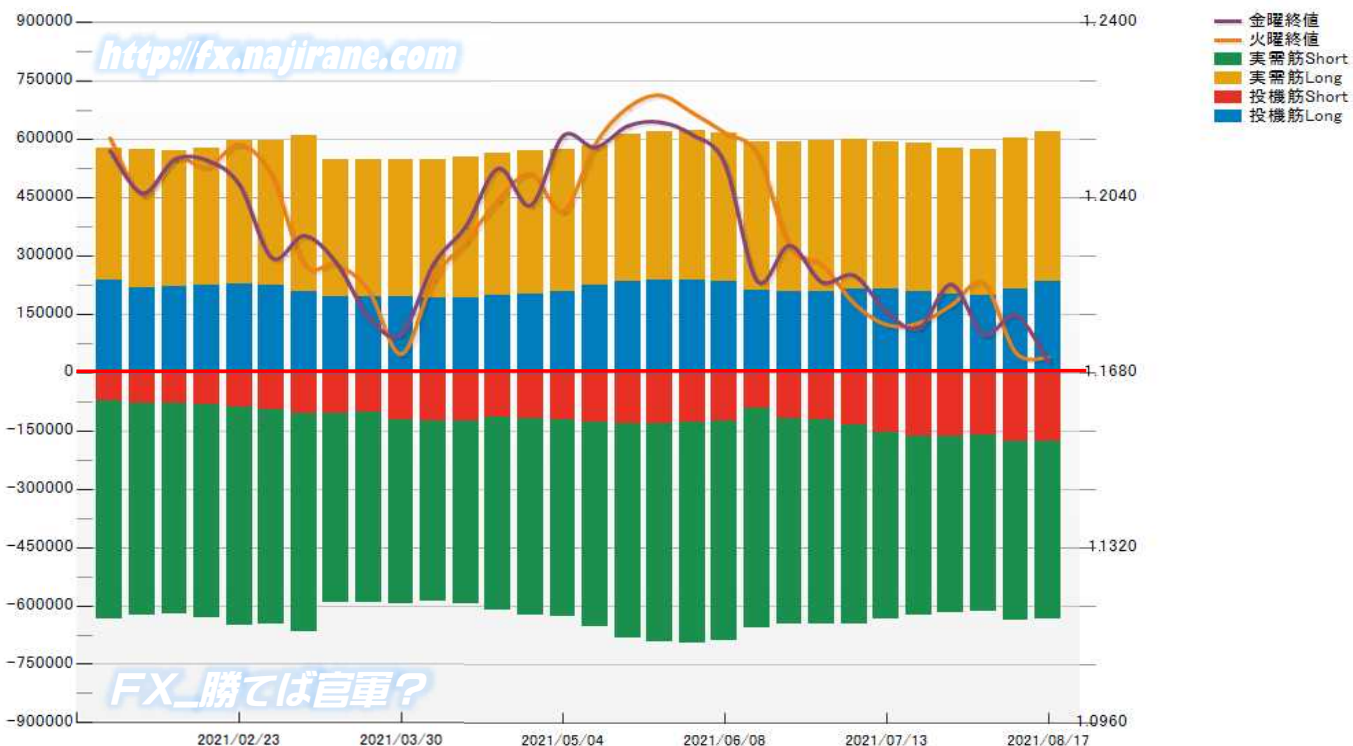
<http://fx.najirane.com>

EURO FX - CHICAGO MERCANTILE EXCHANGE
FUTURES ONLY POSITIONS

Code-099741
2021/08/20 公表値

Date	投機筋集計				実需筋集計				投機筋+実需筋合計				ユーロドル終値	
	EUR買い	EUR売り	売り越し	売買計	EUR買い	EUR売り	売り越し	売買計	EUR買い	EUR売り	売り越し	売買計	火曜締め	金曜締め
2021/08/17	233529	175889	-57640	409418	383684	456767	73083	840451	617213	632656	15443	1249869	1.1711	1.1702
2021/08/10	212809	178952	-33857	391761	388866	458925	70059	847791	601675	637877	36202	1239552	1.1721	1.1797
2021/08/03	199067	161060	-38007	360127	374123	453158	79035	827281	573190	614218	41028	1187408	1.1863	1.1759
2021/07/27	202245	164119	-38126	366364	373953	453802	79849	827755	576198	617921	41723	1194119	1.1818	1.1861
2021/07/20	208669	162847	-45822	371516	379176	461577	82401	840753	587845	624424	36579	1212269	1.1782	1.1771
2021/07/13	212851	153138	-59713	365989	378329	479700	101371	858029	591180	632838	41658	1224018	1.1778	1.1804
2021/07/06	212998	135808	-77190	348806	386189	510347	124158	896536	599187	646155	46968	1245342	1.1822	1.1880
2021/06/29	209058	121912	-87146	330970	387635	524237	136602	911872	596693	646149	49456	1242842	1.1902	1.1866
2021/06/22	207863	118806	-89057	326669	383894	528473	144579	912367	591757	647279	55522	1239036	1.1940	1.1941
2021/06/15	210816	92630	-118186	303446	381409	563500	182091	944909	592225	656130	63905	1248355	1.2129	1.1868
2021/06/08	232103	124890	-107213	356993	382766	565245	182479	948011	614869	690135	75266	1305004	1.2173	1.2109
2021/06/01	237360	128038	-109322	365398	384998	568512	183514	953510	622358	696550	74192	1318908	1.2214	1.2169
2021/05/25	236103	132103	-104000	368206	381869	561735	179866	943604	617972	693838	75866	1311810	1.2250	1.2195
2021/05/18	232330	132472	-99858	364802	378241	551145	172904	929386	610571	683617	73046	1294188	1.2225	1.2187
2021/05/11	223387	129480	-93907	352867	357792	522697	164905	880489	581179	652177	70998	1233356	1.2150	1.2143
2021/05/04	206472	121643	-84829	328115	364947	507105	142158	872052	571419	628748	57329	1200167	1.2012	1.2166
2021/04/27	200415	119448	-80967	319863	368662	504495	135833	873157	569077	623943	54866	1193020	1.2089	1.2023
2021/04/20	197137	116329	-80808	313466	365754	494986	129232	860740	562891	611315	48424	1174206	1.2035	1.2100
2021/04/13	190640	123789	-66851	314429	361380	471014	109634	832394	552020	594803	42783	1146823	1.1950	1.1981
2021/04/06	192230	124708	-67522	316938	354401	464142	109741	818543	546631	588850	42219	1135481	1.1872	1.1903
2021/03/30	194763	121024	-73739	315787	351292	472620	121328	823912	546055	593644	47589	1139699	1.1718	1.1759
2021/03/23	195500	102178	-93322	297678	350520	488553	138033	839073	546020	590731	44711	1136751	1.1847	1.1793
2021/03/16	195857	105881	-89976	301738	349395	484374	134979	833769	545252	590255	45003	1135507	1.1902	1.1905
2021/03/09	207588	105624	-101964	313212	402394	559836	157442	962230	609982	665460	55478	1275442	1.1902	1.1961
2021/03/02	222655	96667	-125988	319322	374362	550290	175928	924652	597017	646957	49940	1243974	1.2084	1.1916
2021/02/23	228501	90136	-138365	318637	366500	560917	194417	927417	595001	651053	56052	1246054	1.2149	1.2066
2021/02/16	222895	82889	-140006	305784	352756	546512	193756	899268	575651	629401	53750	1205052	1.2103	1.2116
2021/02/09	220943	80721	-140222	301664	349377	541364	191987	890741	570320	622085	51765	1192405	1.2120	1.2118
2021/02/02	216887	79884	-137003	296771	354432	543240	188808	897672	571319	623124	51805	1194443	1.2044	1.2049
2021/01/26	238099	72755	-165344	310854	339228	559856	220628	899084	577327	632611	55284	1209938	1.2162	1.2136

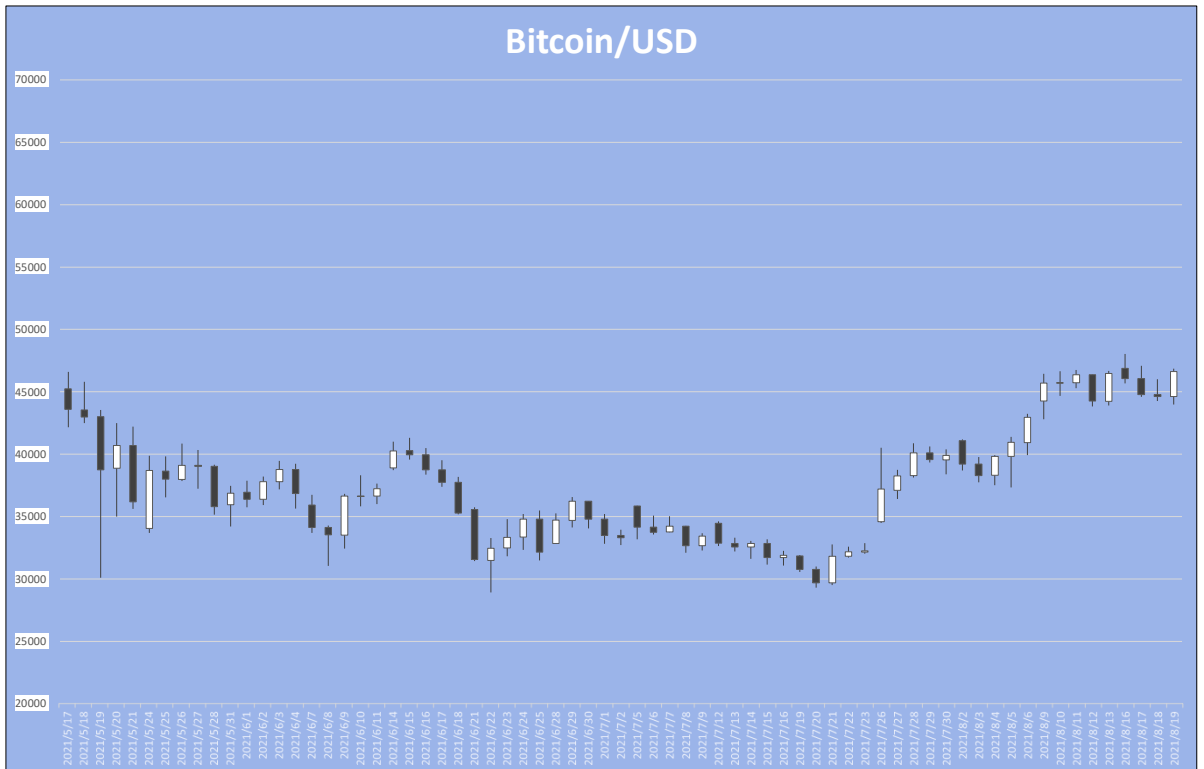
EURO FX - CHICAGO MERCANTILE EXCHANGE
FUTURES ONLY POSITIONS Code-099741



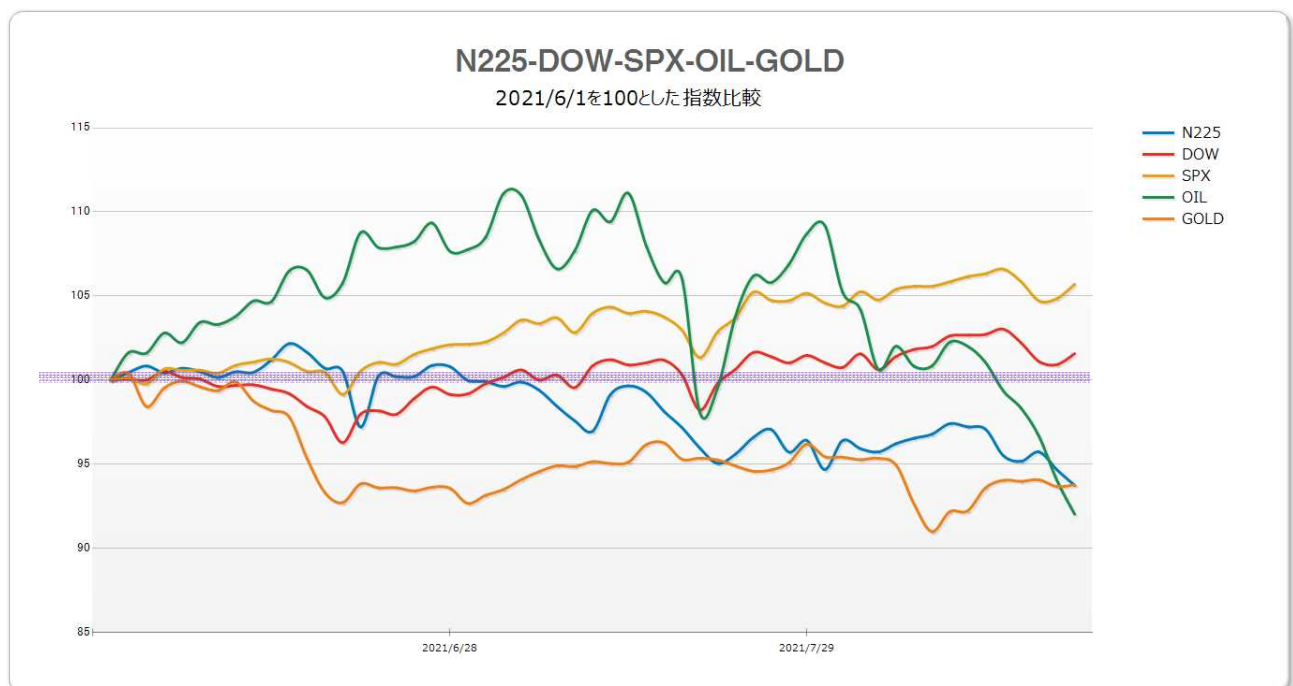
Bitcoin/USD 及び CME Futures (当月及び限月別)

※取引単位=5ビットコイン
(CME CFビットコイン参考基準レート=BRRを対象)

Bitcoin/USD					CME Futures 2021/08		CME Futures 2021/09		CME Futures 2021/10		CME Futures 2021/11		CME Futures 2021/12		CME Futures 2022/01	
Date	Open	High	Low	Close	Close2	Volume	Close	Volume	Close	Volume	Close	Volume	Close	Volume	Close	Volume
2021/5/17	45245	46611	42173	43607	44475	38	44865	10	45310	0	0	0	45285	0	0	0
2021/5/18	43548	45794	42499	42996	43615	63	44005	5	44635	2	0	0	44610	0	0	0
2021/5/19	43011	43550	39108	38742	39715	219	38815	22	40500	2	0	0	40475	2	0	0
2021/5/20	38873	42503	35021	40700	40420	161	40610	34	41000	0	0	0	40975	1	0	0
2021/5/21	40705	42210	35630	36187	36290	305	36390	64	36780	0	0	0	36755	0	0	0
2021/5/24	34058	39882	33714	38697	39840	256	39925	19	40315	0	0	0	40290	0	0	0
2021/5/25	38641	39834	36538	38007	37805	211	38050	70	38275	2	0	0	38325	0	0	0
2021/5/26	37984	40845	37867	39111	38915	111	39205	50	39430	0	0	0	39480	0	0	0
2021/5/27	39102	40353	37229	39049	39275	50	39455	53	39680	0	0	0	39730	0	0	0
2021/5/28	39049	39168	35157	35813	36165	93	36335	51	36560	0	36785	0	36610	0	0	0
2021/5/31	35962	37471	34218	36885	0	0	0	0	0	0	0	0	0	0	0	0
2021/6/1	36967	37895	35753	36391	36300	106	36495	28	36700	14	36725	0	36750	0	0	0
2021/6/2	36389	38207	35941	37794	38275	73	38545	65	38750	0	38785	0	38810	0	0	0
2021/6/3	37810	39468	37202	38773	38905	71	39115	68	39420	5	39520	0	39545	0	0	0
2021/6/4	38779	39250	35648	36866	37115	96	37345	33	37610	11	37710	0	37735	0	0	0
2021/6/7	35940	36763	33703	34148	35890	146	35970	81	36235	0	36335	0	36360	0	0	0
2021/6/8	34137	34296	31063	33551	33095	215	33225	24	33445	4	33545	0	33570	0	0	0
2021/6/9	33527	36830	32450	36657	36575	96	36755	129	36920	14	37020	1	36915	1	0	0
2021/6/10	36649	38322	35840	36615	36775	118	36910	24	37075	0	37210	0	37105	1	0	0
2021/6/11	36658	37659	36013	37251	37485	67	37650	75	37815	1	37950	0	38045	0	0	0
2021/6/14	38900	40999	38736	40267	39965	84	40145	98	40400	10	40535	0	40630	0	0	0
2021/6/15	40284	41307	39587	39960	40155	40	40370	77	40625	0	40760	0	40855	0	0	0
2021/6/16	39970	40486	38361	38761	38745	52	38915	37	39125	0	39260	0	39355	0	0	0
2021/6/17	38757	39527	37399	37747	37785	147	37895	92	38105	0	38240	0	38335	0	0	0
2021/6/18	37743	38203	35185	35283	35325	107	35450	76	35620	5	35755	0	35850	1	0	0
2021/6/21	35568	35760	31438	31575	32565	350	32635	251	32645	13	32780	1	33040	3	0	0
2021/6/22	31500	33294	28945	32464	32640	638	32665	424	32770	70	32820	4	33040	10	0	0
2021/6/23	32496	34796	31840	33342	33055	451	33025	358	33210	13	33260	0	33600	1	0	0
2021/6/24	33381	35222	32345	34807	34990	215	35080	59	35205	0	35255	0	35595	0	0	0
2021/6/25	34797	35489	31500	32173	32310	471	32380	114	32465	21	32515	16	32775	0	0	0
2021/6/28	32845	35255	32845	34740	34615	401	34705	92	34730	17	35070	4	35210	0	0	0
2021/6/29	34691	36566	34151	36246	36495	449	36625	106	36765	4	37035	10	37175	0	0	0
2021/6/30	36249	36249	34073	34796	34805	339	34920	136	35020	32	35205	5	35450	2	0	0
2021/7/1	34809	35206	32839	33488	33070	393	33155	115	33270	25	33535	4	33715	1	0	0
2021/7/2	3505	33948	32733	33320	33320	414	33440	38	33555	0	33770	1	33945	0	0	0
2021/7/5	35867	35889	33181	34165	0	0	0	0	0	0	0	0	0	0	0	0
2021/7/6	34169	35089	33584	33763	34045	841	34085	108	34205	21	34480	1	34650	0	0	0
2021/7/7	33767	35045	33748	34242	34705	560	34800	77	34885	28	35115	15	35190	4	0	0
2021/7/8	34250	34278	32118	32689	33025	763	33040	115	33130	31	33370	18	33500	19	0	0
2021/7/9	32687	33686	32290	33457	33510	364	33565	67	33655	43	33850	20	33980	0	0	0
2021/7/12	34473	34627	32664	32875	32800	621	32900	54	33020	9	33175	14	33305	0	0	0
2021/7/13	32869	33324	32215	32579	32285	379	32345	55	32450	4	32575	7	32745	1	0	0
2021/7/14	32584	33063	31628	32860	32775	401	32800	67	32945	4	33070	0	33240	0	0	0
2021/7/15	32861	33184	31174	31729	31440	715	31505	95	31620	2	31745	0	31905	0	0	0
2021/7/16	31731	32255	31077	31911	31965	671	32025	61	32135	5	32260	0	32385	6	0	0
2021/7/19	31848	31943	30562	30782	30715	507	30710	144	30760	11	30855	2	30980	1	0	0
2021/7/20	30783	31018	29325	29695	29745	706	29740	246	29800	18	29785	11	29865	3	0	0
2021/7/21	29702	32773	29512	31832	31675	1545	31710	392	31780	26	31785	8	31980	12	0	0
2021/7/22	31842	32597	31740	32182	32400	738	32440	102	32490	1	32580	0	32585	2	0	0
2021/7/23	32164	32886	32040	32274	32270	447	32295	149	32435	15	32485	11	32515	6	0	0
2021/7/26	34588	40533	34491	37207	39460	4272	39525	965	39695	291	39870	109	39985	37	0	0
2021/7/27	37115	38764	36422	38258	37905	2389	37940	274	38050	39	38180	20	38305	7	0	0
2021/7/28	38285	40871	38146	40103	40455	4516	40500	527	40650	126	40685	49	40860	1	0	0
2021/7/29	40103	40627	39355	39579	39760	3947	39800	399	39910	71	40035	28	40210	1	0	0
2021/7/30	39562	40402	38386	39920	39955	4892	39950	541	40055	123	40180	84	40315	56	40450	0
2021/8/2	41093	41201	38700	39226	39180	4781	39210	586	39350	140	39485	166	39665	95	39800	1
2021/8/3	39211	39774	37744	38304	37965	5443	38005	541	38115	51	38250	26	38430	42	38565	1
2021/8/4	38323	39947	37529	39833	39840	5443	39885	541	39980	51	40085	26	40215	42	40350	1
2021/8/5	39836	41403	37350	40955	40755	6706	40770	664	40880	86	40985	25	41125	27	41260	0
2021/8/6	40932	43234	39938	42948	42970	6706	42990	664	43085	86	43220	25	43330	27	43465	1
2021/8/9	44260	46455	42817	45714	46045	7172	46090	867	46180	51	46400	25	46595	12	46790	0
2021/8/10	45718	46648	44681	45733	45495	5332	45585	708	45665	52	45825	22	45985	16	46180	0
2021/8/11	45727	46751	45282	46363	46455	3447	46525	405	46635	64	46795	48	46950	25	47145	0
2021/8/12	46371	46371	43837	44260	44360	5190	44455	578	44535	40	44775	16	44930	0	44955	1
2021/8/13	44250	46681	43906	46471	46505	3796	46565	468	46690	25	46830	7	47000	12	47080	1
2021/8/16	46887	48040	45687	46064	46095	4125	46125	543	46270	70	46395	35	46570	34	46615	2
2021/8/17	46070	47097	44593	44771	45520	4393	45500	764	45620	75	45740	64	45785	42	45885	0
2021/8/18	44777	46021	44277	44625	44855	5149	44870	713	44990	23	45080	11	45130	41	45235	0
2021/8/19	44621	46852	43995	46631	46700	6208	46750	1077	46845	112	46930	38	47100	31	47205	0



DATE	N225		DOW		S&P500		OIL		GOLD	
	Close	6/1=100%	Close	6/1=100%	Close	6/1=100%	Close	6/1=100%	Close	6/1=100%
2021/8/20	27013	93.75%	35120	101.58%	4441.67	105.70%	62.32	92.03%	1782.18	93.78%
2021/8/19	27281	94.68%	34894	100.92%	4405.8	104.85%	63.69	94.05%	1780.13	93.68%
2021/8/18	27586	95.74%	34961	101.11%	4400.27	104.72%	65.46	96.66%	1787.74	94.08%
2021/8/17	27424	95.18%	35343	102.22%	4448.08	105.86%	66.59	98.33%	1786.06	93.99%
2021/8/16	27523	95.52%	35625	103.04%	4479.71	106.61%	67.29	99.37%	1787.25	94.05%
2021/8/13	27977	97.09%	35515	102.72%	4468	106.33%	68.44	101.06%	1778.57	93.59%
2021/8/12	28015	97.23%	35500	102.67%	4460.83	106.16%	69.09	102.02%	1752.66	92.23%
2021/8/11	28071	97.42%	35485	102.63%	4447.7	105.85%	69.25	102.26%	1751.73	92.18%
2021/8/10	27888	96.79%	35265	101.99%	4436.75	105.59%	68.29	100.84%	1729.15	90.99%
2021/8/6	27820	96.55%	35209	101.83%	4436.52	105.58%	68.28	100.83%	1760.33	92.63%
2021/8/5	27728	96.23%	35064	101.41%	4429.1	105.40%	69.09	102.02%	1804.36	94.95%
2021/8/4	27584	95.73%	34793	100.63%	4402.66	104.77%	68.15	100.63%	1812.08	95.36%
2021/8/3	27642	95.93%	35116	101.56%	4423.15	105.26%	70.56	104.19%	1810.50	95.27%
2021/8/2	27781	96.41%	34838	100.76%	4387.16	104.41%	71.26	105.23%	1813.33	95.42%
2021/7/30	27284	94.69%	34935	101.04%	4395.26	104.60%	73.95	109.20%	1813.91	95.45%
2021/7/29	27782	96.42%	35085	101.47%	4419.15	105.17%	73.62	108.71%	1828.17	96.20%
2021/7/28	27582	95.72%	34931	101.03%	4400.64	104.73%	72.39	106.90%	1807.15	95.10%
2021/7/27	27970	97.07%	35059	101.40%	4401.46	104.75%	71.65	105.80%	1798.96	94.67%
2021/7/26	27833	96.60%	35144	101.65%	4422.3	105.24%	71.91	106.19%	1797.48	94.59%
2021/7/21	27548	95.61%	34798	100.64%	4358.69	103.73%	70.30	103.81%	1803.51	94.91%
2021/7/20	27388	95.05%	34512	99.82%	4323.06	102.88%	67.42	99.56%	1810.27	95.26%
2021/7/19	27653	95.97%	33962	98.23%	4258.49	101.34%	66.42	98.08%	1812.23	95.37%
2021/7/16	28003	97.18%	34688	100.33%	4327.16	102.98%	71.81	106.04%	1811.01	95.30%
2021/7/15	28279	98.14%	34987	101.19%	4360.03	103.76%	71.65	105.80%	1829.49	96.27%
2021/7/14	28608	99.29%	34933	101.04%	4374.3	104.10%	73.13	107.99%	1827.41	96.16%
2021/7/13	28718	99.67%	34889	100.91%	4369.21	103.98%	75.25	111.12%	1807.70	95.13%
2021/7/12	28569	99.15%	34996	101.22%	4384.63	104.35%	74.10	109.42%	1806.18	95.05%
2021/7/9	27940	96.97%	34870	100.85%	4369.55	103.99%	74.56	110.10%	1808.33	95.16%
2021/7/8	28118	97.58%	34422	99.56%	4320.82	102.83%	72.94	107.71%	1802.71	94.86%
2021/7/7	28367	98.45%	34682	100.31%	4358.13	103.71%	72.20	106.62%	1803.65	94.91%
2021/7/6	28643	99.41%	34577	100.01%	4343.54	103.37%	73.37	108.34%	1797.02	94.57%
2021/7/2	28783	99.89%	34786	100.61%	4352.34	103.58%	75.16	110.99%	1787.97	94.09%
2021/7/1	28707	99.63%	34634	100.17%	4319.94	102.81%	75.23	111.09%	1776.76	93.50%
2021/6/30	28792	99.92%	34503	99.79%	4297.5	102.27%	73.47	108.49%	1770.21	93.15%
2021/6/29	28813	99.99%	34292	99.18%	4291.8	102.14%	72.98	107.77%	1761.17	92.68%
2021/6/28	29048	100.81%	34283	99.16%	4290.61	102.11%	72.91	107.66%	1778.37	93.58%
2021/6/25	29066	100.87%	34434	99.59%	4280.7	101.87%	74.05	109.35%	1779.39	93.64%
2021/6/24	28875	100.21%	34197	98.91%	4266.49	101.53%	73.30	108.24%	1775.15	93.41%
2021/6/23	28875	100.21%	33874	97.97%	4241.84	100.95%	73.08	107.91%	1778.70	93.60%
2021/6/22	28884	100.24%	33946	98.18%	4246.44	101.06%	73.06	107.89%	1778.70	93.60%
2021/6/21	28011	97.21%	33877	97.98%	4224.79	100.54%	73.66	108.77%	1783.15	93.84%
2021/6/18	28964	100.52%	33290	96.28%	4166.45	99.15%	71.64	105.79%	1762.06	92.73%
2021/6/17	29018	100.71%	33823	97.83%	4221.86	100.47%	71.04	104.90%	1773.29	93.32%
2021/6/16	29291	101.65%	34034	98.43%	4223.7	100.52%	72.15	106.54%	1811.75	95.34%
2021/6/15	29441	102.18%	34299	99.20%	4246.59	101.06%	72.12	106.50%	1858.80	97.82%
2021/6/14	29162	101.21%	34394	99.47%	4255.15	101.26%	70.88	104.67%	1866.19	98.21%
2021/6/11	28949	100.47%	34480	99.72%	4247.44	101.08%	70.91	104.71%	1876.63	98.75%
2021/6/10	28959	100.50%	34466	99.68%	4239.18	100.88%	70.29	103.80%	1898.33	99.90%
2021/6/9	28861	100.16%	34447	99.63%	4219.55	100.42%	69.96	103.31%	1888.62	99.39%
2021/6/8	28964	100.52%	34600	100.07%	4227.26	100.60%	70.05	103.44%	1892.91	99.61%
2021/6/7	29019	100.71%	34630	100.16%	4226.52	100.58%	69.23	102.23%	1899.25	99.94%
2021/6/4	28942	100.44%	34756	100.52%	4229.89	100.66%	69.62	102.81%	1891.53	99.54%
2021/6/3	29058	100.85%	34577	100.01%	4192.85	99.78%	68.81	101.61%	1870.59	98.44%
2021/6/2	28946	100.46%	34600	100.07%	4208.12	100.14%	68.83	101.64%	1908.28	100.42%
2021/6/1	28814	100.00%	34575	100.00%	4202.04	100.00%	67.72	100.00%	1900.30	100.00%



IMM扱い8通貨/ダウ/日経/金/オイル/主要クロス円の過去5日及び過去5週の4本値

AUDUSD					CADUSD					CHFUSD				
Date	Open	High	Low	Close	Date	Open	High	Low	Close	Date	Open	High	Low	Close
2021/08/20	0.7149	0.7156	0.7106	0.7142	2021/08/20	0.7796	0.7804	0.7723	0.7797	2021/08/20	1.0883	1.0918	1.0878	1.0909
2021/08/19	0.7236	0.7243	0.7143	0.7150	2021/08/19	0.7900	0.7906	0.7794	0.7797	2021/08/19	1.0906	1.0934	1.0861	1.0883
2021/08/18	0.7256	0.7270	0.7229	0.7237	2021/08/18	0.7922	0.7937	0.7897	0.7901	2021/08/18	1.0933	1.0956	1.0874	1.0907
2021/08/17	0.7339	0.7341	0.7243	0.7255	2021/08/17	0.7954	0.7957	0.7906	0.7922	2021/08/17	1.0958	1.0989	1.0927	1.0931
2021/08/16	0.7367	0.7373	0.7320	0.7338	2021/08/16	0.7988	0.7992	0.7947	0.7953	2021/08/16	1.0921	1.0976	1.0913	1.0958

CNYUSD					EURUSD					GBPUSD				
Date	Open	High	Low	Close	Date	Open	High	Low	Close	Date	Open	High	Low	Close
2021/08/20	0.1539	0.1539	0.1536	0.1537	2021/08/20	1.1678	1.1705	1.1664	1.1702	2021/08/20	1.3636	1.3641	1.3602	1.3625
2021/08/19	0.1542	0.1542	0.1538	0.1540	2021/08/19	1.1710	1.1716	1.1666	1.1678	2021/08/19	1.3754	1.3758	1.3632	1.3636
2021/08/18	0.1540	0.1543	0.1540	0.1542	2021/08/18	1.1711	1.1743	1.1694	1.1710	2021/08/18	1.3740	1.3784	1.3732	1.3754
2021/08/17	0.1544	0.1544	0.1541	0.1542	2021/08/17	1.1778	1.1784	1.1708	1.1711	2021/08/17	1.3841	1.3845	1.3727	1.3739
2021/08/16	0.1543	0.1545	0.1543	0.1544	2021/08/16	1.1797	1.1801	1.1768	1.1777	2021/08/16	1.3867	1.3877	1.3828	1.3841

JPYUSD					MXNUSD					NZDUSD				
Date	Open	High	Low	Close	Date	Open	High	Low	Close	Date	Open	High	Low	Close
2021/08/20	0.9111	0.9126	0.9101	0.9110	2021/08/20	4.9622	4.9636	4.8888	4.9055	2021/08/20	0.6832	0.6843	0.6806	0.6839
2021/08/19	0.9108	0.9134	0.9073	0.9111	2021/08/19	4.9874	4.9920	4.9490	4.9622	2021/08/19	0.6882	0.6889	0.6809	0.6832
2021/08/18	0.9126	0.9134	0.9085	0.9108	2021/08/18	4.9982	5.0116	4.9868	4.9874	2021/08/18	0.6921	0.6951	0.6870	0.6882
2021/08/17	0.9151	0.9164	0.9119	0.9126	2021/08/17	5.0263	5.0317	4.9931	4.9982	2021/08/17	0.7023	0.7029	0.6901	0.6920
2021/08/16	0.9122	0.9165	0.9112	0.9151	2021/08/16	5.0342	5.0378	5.0188	5.0263	2021/08/16	0.7043	0.7044	0.7011	0.7023

Nikkei 225 - Japan (NIX)					出来高	
Date	Open	High	Low	Close	(ドル建て終値)	出来高
2021/08/20	27238.45	27316.28	26956.17	27013.25	246.09	0 1231957100
2021/08/19	27398.58	27504.80	27258.88	27281.17	248.55	651283500 1076194100
2021/08/18	27418.08	27668.34	27347.77	27585.91	251.25	500506700 946515900
2021/08/17	27666.94	27750.39	27424.47	27424.47	250.28	495698500 954176200
2021/08/16	27806.11	27833.21	27429.12	27523.19	251.86	571879600 1036515000
週4本値	27806.11	27833.21	26956.17	27013.25	246.09	(N225銘柄計) (東証一部全体計)

XAUUSD				
Date	Open	High	Low	Close
2021/08/20	1780.32	1788.46	1778.56	1782.18
2021/08/19	1787.60	1792.35	1774.76	1780.13
2021/08/18	1786.24	1793.82	1777.44	1787.74
2021/08/17	1787.59	1795.36	1780.68	1786.06
2021/08/16	1789.00	1789.25	1770.60	1787.25
週4本値	1789.00	1795.36	1770.60	1782.18

Dow Jones Industrial - USA (DJIA)					出来高
Date	Open	High	Low	Close	出来高
2021/08/20	34917.96	35177.26	34867.07	35120.08	269320000
2021/08/19	34874.67	34997.81	34690.25	34894.12	333550000
2021/08/18	35310.20	35356.80	34943.41	34960.69	289800000
2021/08/17	35500.01	35500.01	35120.31	35343.28	309410000
2021/08/16	35490.83	35631.19	35231.87	35625.40	292590000
週4本値	35490.83	35631.19	34690.25	35120.08	

Historical Data by

 Arrangement by


Crude Light Oil						出来高
Date	Open	High	Low	Close	出来高	
2021/08/20	64.05	64.10	62.11	62.32	88237	
2021/08/19	64.58	64.76	62.63	63.69	88237	
2021/08/18	66.58	67.48	64.34	65.46	121197	
2021/08/17	67.43	67.72	66.33	66.59	334844	
2021/08/16	68.13	68.14	65.73	67.29	272033	
週4本値	68.13	68.14	62.11	62.32		

USDJPY					EURJPY					GBPJPY				
日付	始値	高値	安値	終値	日付	始値	高値	安値	終値	日付	始値	高値	安値	終値
2021/08/20	109.76	109.88	109.57	109.77	2021/08/20	128.18	128.53	127.95	128.46	2021/08/20	149.67	149.88	149.20	149.56
2021/08/19	109.79	110.22	109.48	109.76	2021/08/19	128.57	128.71	127.94	128.18	2021/08/19	151.01	151.22	149.61	149.67
2021/08/18	109.58	110.07	109.48	109.80	2021/08/18	128.33	128.96	128.22	128.57	2021/08/18	150.57	151.39	150.45	151.01
2021/08/17	109.28	109.66	109.12	109.58	2021/08/17	128.71	128.87	128.26	128.33	2021/08/17	151.26	151.34	150.37	150.55
2021/08/16	109.63	109.75	109.12	109.28	2021/08/16	129.33	129.43	128.50	128.71	2021/08/16	152.02	152.20	150.93	151.26

USDJPY Weekly					EURJPY Weekly					GBPJPY Weekly				
日付	始値	高値	安値	終値	日付	始値	高値	安値	終値	日付	始値	高値	安値	終値
2021/08/20	109.63	110.22	109.12	109.77	2021/08/20	129.33	129.43	127.94	128.46	2021/08/20	152.02	152.20	149.20	149.56
2021/08/13	110.26	110.80	109.55	109.56	2021/08/13	129.66	129.81	129.24	129.25	2021/08/13	153.06	153.32	151.93	151.95
2021/08/06	109.66	110.35	108.72	110.23	2021/08/06	130.12	130.42	129.14	129.61	2021/08/06	152.39	153.26	151.18	152.96
2021/07/30	110.54	110.59	109.36	109.71	2021/07/30	130.16	130.56	129.55	130.13	2021/07/30	152.05	153.44	151.41	152.48
2021/07/23	110.03	110.59	109.07	110.55	2021/07/23	129.93	130.29	128.60	130.13	2021/07/23	151.48	152.16	148.47	152.01

先週のIMM取り扱い対ドル8通貨チャート

※ 赤点線は週最高値/青点線は週最低値、BB中心線はSMA21

2021/08/16 ~ 2021/08/20

Chart by OANDA Japan MetaTrader4

