

JAPANESE YEN - CHICAGO MERCANTILE EXCHANGE

Code-097741

2021/04/27

~

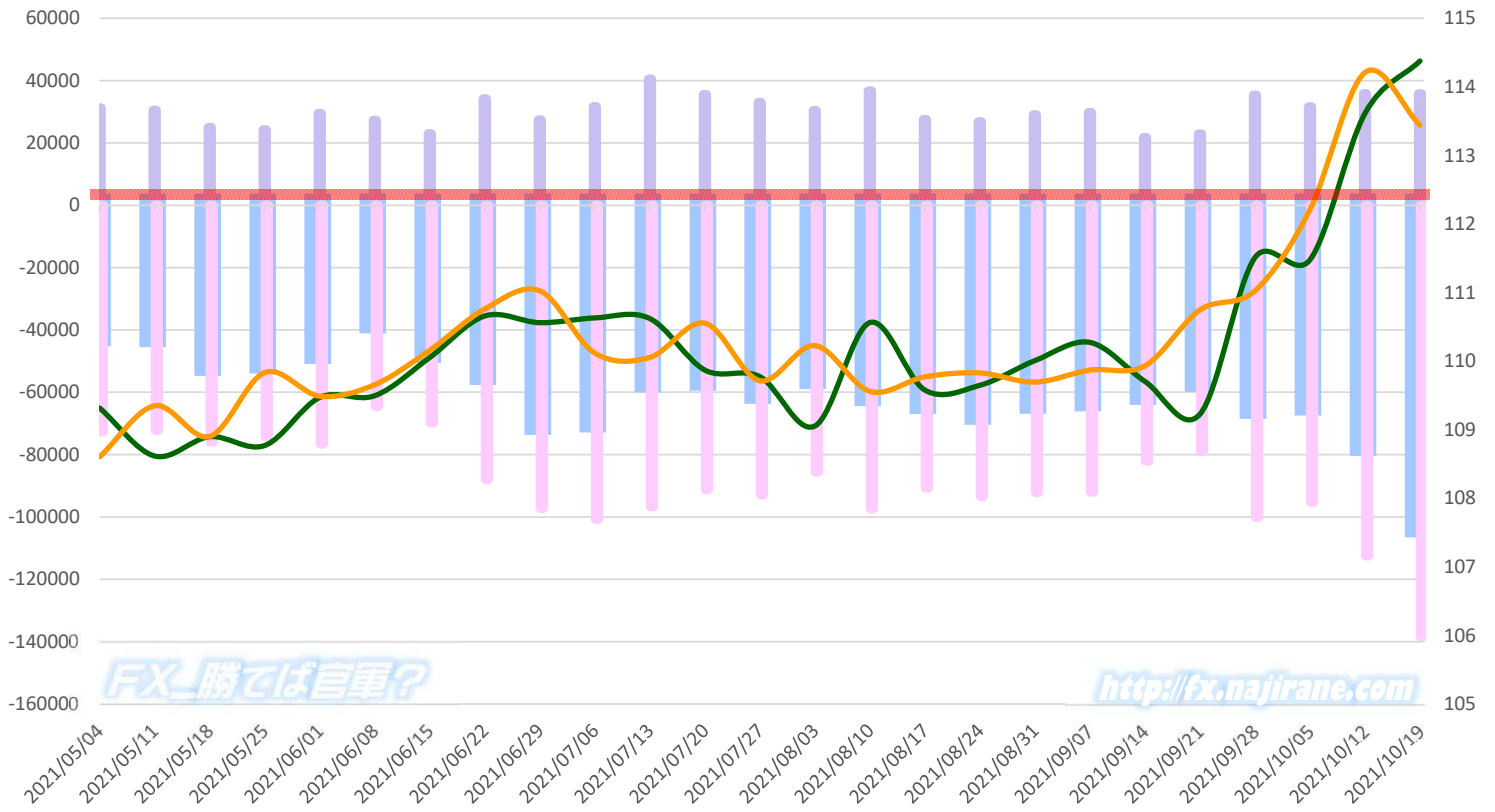
2021/10/19

2021/10/22 NYクローズ時公表値

| Report_Date | Non Commercial Positions | | | | | | | | | | | | 火曜日 引け値 | 金曜日 引け値 |
|-------------|--------------------------|-------|--------|--------|--------|--------|--------|--------|--------|--------|--------|--------|------------|------------|
| | Long | 増減 | 増減(%) | Short | 増減 | 増減(%) | 売り越し | 増減 | 増減(%) | 売買計 | 増減 | 増減(%) | | |
| 2021/10/19 | 35713 | -97 | -0.3% | 138447 | 26003 | 23.1% | 102734 | 26100 | 34.1% | 174160 | 25906 | 17.5% | 114.38 | 113.44 |
| 2021/10/12 | 35810 | 4241 | 13.4% | 112444 | 17181 | 18.0% | 76634 | 12940 | 20.3% | 148254 | 21422 | 16.9% | 113.61 | 114.21 |
| 2021/10/05 | 31569 | -3759 | -10.6% | 95263 | -4825 | -4.8% | 63694 | -1066 | -1.6% | 126832 | -8584 | -6.3% | 111.48 | 112.21 |
| 2021/09/28 | 35328 | 12484 | 54.6% | 100088 | 21173 | 26.8% | 64760 | 8689 | 15.5% | 135416 | 33657 | 33.1% | 111.51 | 111.03 |
| 2021/09/21 | 22844 | 1116 | 5.1% | 78915 | -3108 | -3.8% | 56071 | -4224 | -7.0% | 101759 | -1992 | -1.9% | 109.23 | 110.75 |
| 2021/09/14 | 21728 | -7976 | -26.9% | 82023 | -10006 | -10.9% | 60295 | -2030 | -3.3% | 103751 | -17982 | -14.8% | 109.70 | 109.93 |
| 2021/09/07 | 29704 | 674 | 2.3% | 92029 | -131 | -0.1% | 62325 | -805 | -1.3% | 121733 | 543 | 0.4% | 110.27 | 109.87 |
| 2021/08/31 | 29030 | 2267 | 8.5% | 92160 | -1274 | -1.4% | 63130 | -3541 | -5.3% | 121190 | 993 | 0.8% | 110.01 | 109.69 |
| 2021/08/24 | 26763 | -769 | -2.8% | 93434 | 2694 | 3.0% | 66671 | 3463 | 5.5% | 120197 | 1925 | 1.6% | 109.65 | 109.83 |
| 2021/08/17 | 27532 | -9152 | -24.9% | 90740 | -6601 | -6.8% | 63208 | 2551 | 4.2% | 118272 | -15753 | -11.8% | 109.58 | 109.77 |
| 2021/08/10 | 36684 | 6275 | 20.6% | 97341 | 11742 | 13.7% | 60657 | 5467 | 9.9% | 134025 | 18017 | 15.5% | 110.56 | 109.56 |
| 2021/08/03 | 30409 | -2566 | -7.8% | 85599 | -7310 | -7.9% | 55190 | -4744 | -7.9% | 116008 | -9876 | -7.8% | 109.05 | 110.23 |
| 2021/07/27 | 32975 | -2499 | -7.0% | 92909 | 1704 | 1.9% | 59934 | 4203 | 7.5% | 125884 | -795 | -0.6% | 109.77 | 109.71 |
| 2021/07/20 | 35474 | -4966 | -12.3% | 91205 | -5485 | -5.7% | 55731 | -519 | -0.9% | 126679 | -10451 | -7.6% | 109.87 | 110.55 |
| 2021/07/13 | 40440 | 8815 | 27.9% | 96690 | -4071 | -4.0% | 56250 | -12886 | -18.6% | 137130 | 4744 | 3.6% | 110.62 | 110.05 |
| 2021/07/06 | 31625 | 4245 | 15.5% | 100761 | 3486 | 3.6% | 69136 | -759 | -1.1% | 132386 | 7731 | 6.2% | 110.63 | 110.12 |
| 2021/06/29 | 27380 | -6738 | -19.7% | 97275 | 9295 | 10.6% | 69895 | 16033 | 29.8% | 124655 | 2557 | 2.1% | 110.56 | 111.03 |
| 2021/06/22 | 34118 | 11144 | 48.5% | 87980 | 18156 | 26.0% | 53862 | 7012 | 15.0% | 122098 | 29300 | 31.6% | 110.66 | 110.76 |
| 2021/06/15 | 22974 | -4274 | -15.7% | 69824 | 5262 | 8.2% | 46850 | 9536 | 25.6% | 92798 | 988 | 1.1% | 110.05 | 110.16 |
| 2021/06/08 | 27248 | -2214 | -7.5% | 64562 | -12015 | -15.7% | 37314 | -9801 | -20.8% | 91810 | -14229 | -13.4% | 109.50 | 109.66 |
| 2021/06/01 | 29462 | 5299 | 21.9% | 76577 | 2258 | 3.0% | 47115 | -3041 | -6.1% | 106039 | 7557 | 7.7% | 109.47 | 109.49 |
| 2021/05/25 | 24163 | -802 | -3.2% | 74319 | -1594 | -2.1% | 50156 | -792 | -1.6% | 98482 | -2396 | -2.4% | 108.77 | 109.83 |
| 2021/05/18 | 24965 | -5526 | -18.1% | 75913 | 3694 | 5.1% | 50948 | 9220 | 22.1% | 100878 | -1832 | -1.8% | 108.90 | 108.90 |
| 2021/05/11 | 30491 | -717 | -2.3% | 72219 | -481 | -0.7% | 41728 | 236 | 0.6% | 102710 | -1198 | -1.2% | 108.62 | 109.35 |
| 2021/05/04 | 31208 | 1535 | 5.2% | 72700 | -5482 | -7.0% | 41492 | -7017 | -14.5% | 103908 | -3947 | -3.7% | 109.32 | 108.60 |
| 2021/04/27 | 29673 | | | 78182 | | | 48509 | | | 107855 | | | 108.72 | 109.29 |

JAPANESE YEN - CHICAGO MERCANTILE EXCHANGE
FUTURES ONLY POSITIONS

売り越し Long Short 火曜終値 金曜終値



FX_勝てば官軍?

<http://fx.najirane.com>

EURO FX - CHICAGO MERCANTILE EXCHANGE

Code-099741

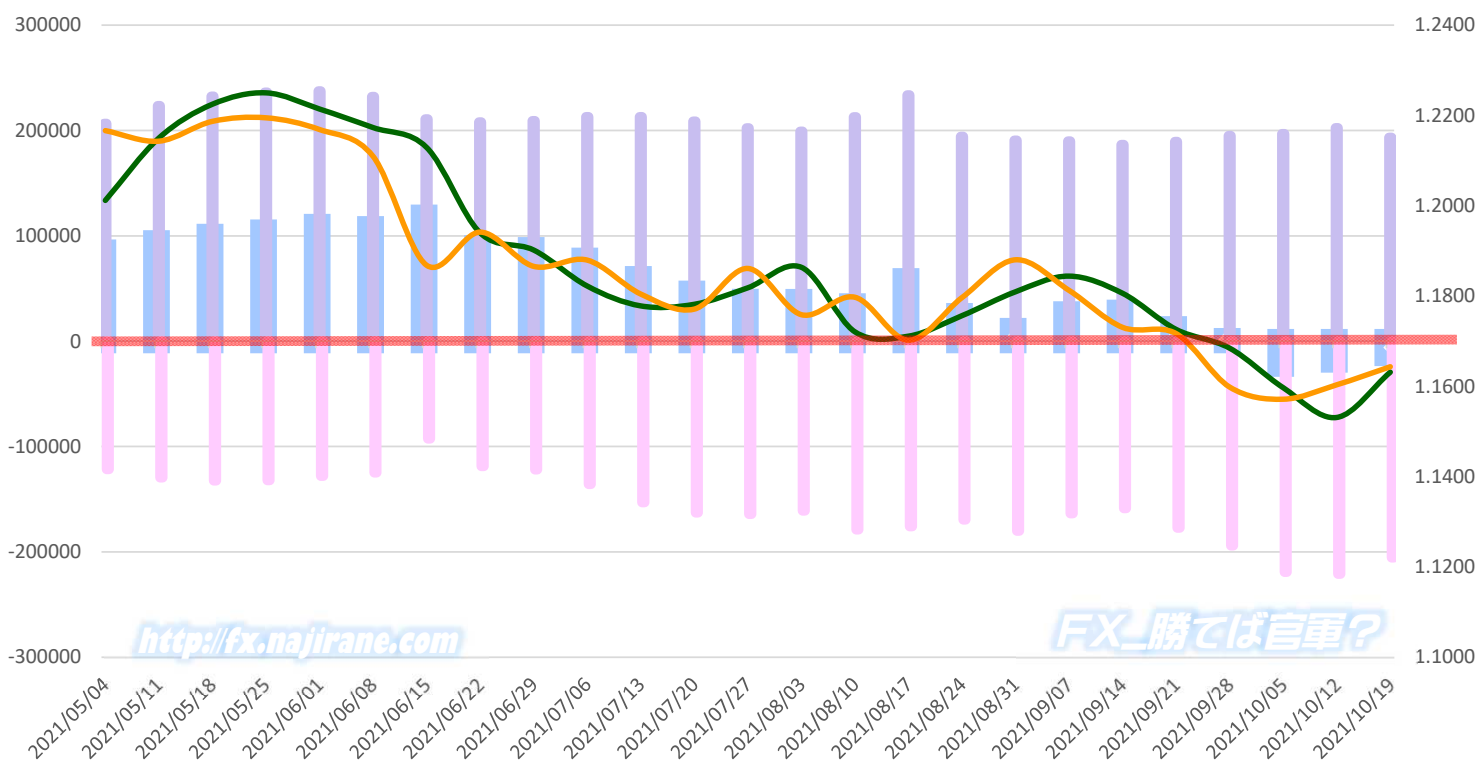
2021/04/27 ~ 2021/10/19

2021/10/22 NYクローズ時公表値

| Report_Date | Non Commercial Positions | | | | | | | | | | | 火曜日 引け値 | 金曜日 引け値 | |
|-------------|--------------------------|--------|--------|--------|--------|--------|---------|--------|----------|--------|--------|------------|------------|--------|
| | Long | 増減 | | Short | 増減 | | 売り越し | 増減 | | 売買計 | 増減 | | | |
| 2021/10/19 | 193320 | -9192 | -4.5% | 205427 | -15483 | -7.0% | 12107 | -6291 | -34.2% | 398747 | -24675 | -5.8% | 1.1631 | 1.1643 |
| 2021/10/12 | 202512 | 5693 | 2.9% | 220910 | 1757 | 0.8% | 18398 | -3936 | -17.6% | 423422 | 7450 | 1.8% | 1.1531 | 1.1603 |
| 2021/10/05 | 196819 | 1776 | 0.9% | 219153 | 24982 | 12.9% | 22334 | -23206 | -2661.2% | 415972 | 26758 | 6.9% | 1.1597 | 1.1571 |
| 2021/09/28 | 195043 | 5637 | 3.0% | 194171 | 16860 | 9.5% | -872 | -11223 | -92.8% | 389214 | 22497 | 6.1% | 1.1685 | 1.1598 |
| 2021/09/21 | 189406 | 2852 | 1.5% | 177311 | 18562 | 11.7% | -12095 | -15710 | -56.5% | 366717 | 21414 | 6.2% | 1.1726 | 1.1717 |
| 2021/09/14 | 186554 | -3350 | -1.8% | 158749 | -4847 | -3.0% | -27805 | 1497 | 5.7% | 345303 | -8197 | -2.3% | 1.1806 | 1.1731 |
| 2021/09/07 | 189904 | -689 | -0.4% | 163596 | -16521 | -9.2% | -26308 | 15832 | 151.1% | 353500 | -17210 | -4.6% | 1.1844 | 1.1813 |
| 2021/08/31 | 190593 | -3576 | -1.8% | 180117 | 10578 | 6.2% | -10476 | -14154 | -57.5% | 370710 | 7002 | 1.9% | 1.1809 | 1.1880 |
| 2021/08/24 | 194169 | -39360 | -16.9% | 169539 | -6350 | -3.6% | -24630 | -33010 | -57.3% | 363708 | -45710 | #### | 1.1756 | 1.1796 |
| 2021/08/17 | 233529 | 20720 | 9.7% | 175889 | -3063 | -1.7% | -57640 | 23783 | 70.2% | 409418 | 17657 | 4.5% | 1.1711 | 1.1702 |
| 2021/08/10 | 212809 | 13742 | 6.9% | 178952 | 17892 | 11.1% | -33857 | -4150 | -10.9% | 391761 | 31634 | 8.8% | 1.1721 | 1.1797 |
| 2021/08/03 | 199067 | -3178 | -1.6% | 161060 | -3059 | -1.9% | -38007 | -119 | -0.3% | 360127 | -6237 | -1.7% | 1.1863 | 1.1759 |
| 2021/07/27 | 202245 | -6424 | -3.1% | 164119 | 1272 | 0.8% | -38126 | -7696 | -16.8% | 366364 | -5152 | -1.4% | 1.1818 | 1.1861 |
| 2021/07/20 | 208669 | -4182 | -2.0% | 162847 | 9709 | 6.3% | -45822 | -13891 | -23.3% | 371516 | 5527 | 1.5% | 1.1782 | 1.1771 |
| 2021/07/13 | 212851 | -147 | -0.1% | 153138 | 17330 | 12.8% | -59713 | -17477 | -22.6% | 365989 | 17183 | 4.9% | 1.1778 | 1.1804 |
| 2021/07/06 | 212998 | 3940 | 1.9% | 135808 | 13896 | 11.4% | -77190 | -9956 | -11.4% | 348806 | 17836 | 5.4% | 1.1822 | 1.1880 |
| 2021/06/29 | 209058 | 1195 | 0.6% | 121912 | 3106 | 2.6% | -87146 | -1911 | -2.1% | 330970 | 4301 | 1.3% | 1.1902 | 1.1866 |
| 2021/06/22 | 207863 | -2953 | -1.4% | 118806 | 26176 | 28.3% | -89057 | -29129 | -24.6% | 326669 | 23223 | 7.7% | 1.1940 | 1.1941 |
| 2021/06/15 | 210816 | -21287 | -9.2% | 92630 | -32260 | -25.8% | -118186 | 10973 | 10.2% | 303446 | -53547 | #### | 1.2129 | 1.1868 |
| 2021/06/08 | 232103 | -5257 | -2.2% | 124890 | -3148 | -2.5% | -107213 | -2109 | -1.9% | 356993 | -8405 | -2.3% | 1.2173 | 1.2109 |
| 2021/06/01 | 237360 | 1257 | 0.5% | 128038 | -4065 | -3.1% | -109322 | 5322 | 5.1% | 365398 | -2808 | -0.8% | 1.2214 | 1.2169 |
| 2021/05/25 | 236103 | 3773 | 1.6% | 132103 | -369 | -0.3% | -104000 | 4142 | 4.1% | 368206 | 3404 | 0.9% | 1.2250 | 1.2195 |
| 2021/05/18 | 232330 | 8943 | 4.0% | 132472 | 2992 | 2.3% | -99858 | 5951 | 6.3% | 364802 | 11935 | 3.4% | 1.2225 | 1.2187 |
| 2021/05/11 | 223387 | 16915 | 8.2% | 129480 | 7837 | 6.4% | -93907 | 9078 | 10.7% | 352867 | 24752 | 7.5% | 1.2150 | 1.2143 |
| 2021/05/04 | 206472 | 6057 | 3.0% | 121643 | 2195 | 1.8% | -84829 | 3862 | 4.8% | 328115 | 8252 | 2.6% | 1.2012 | 1.2166 |
| 2021/04/27 | 200415 | | | 119448 | | | -80967 | | | 319863 | | | 1.2089 | 1.2023 |

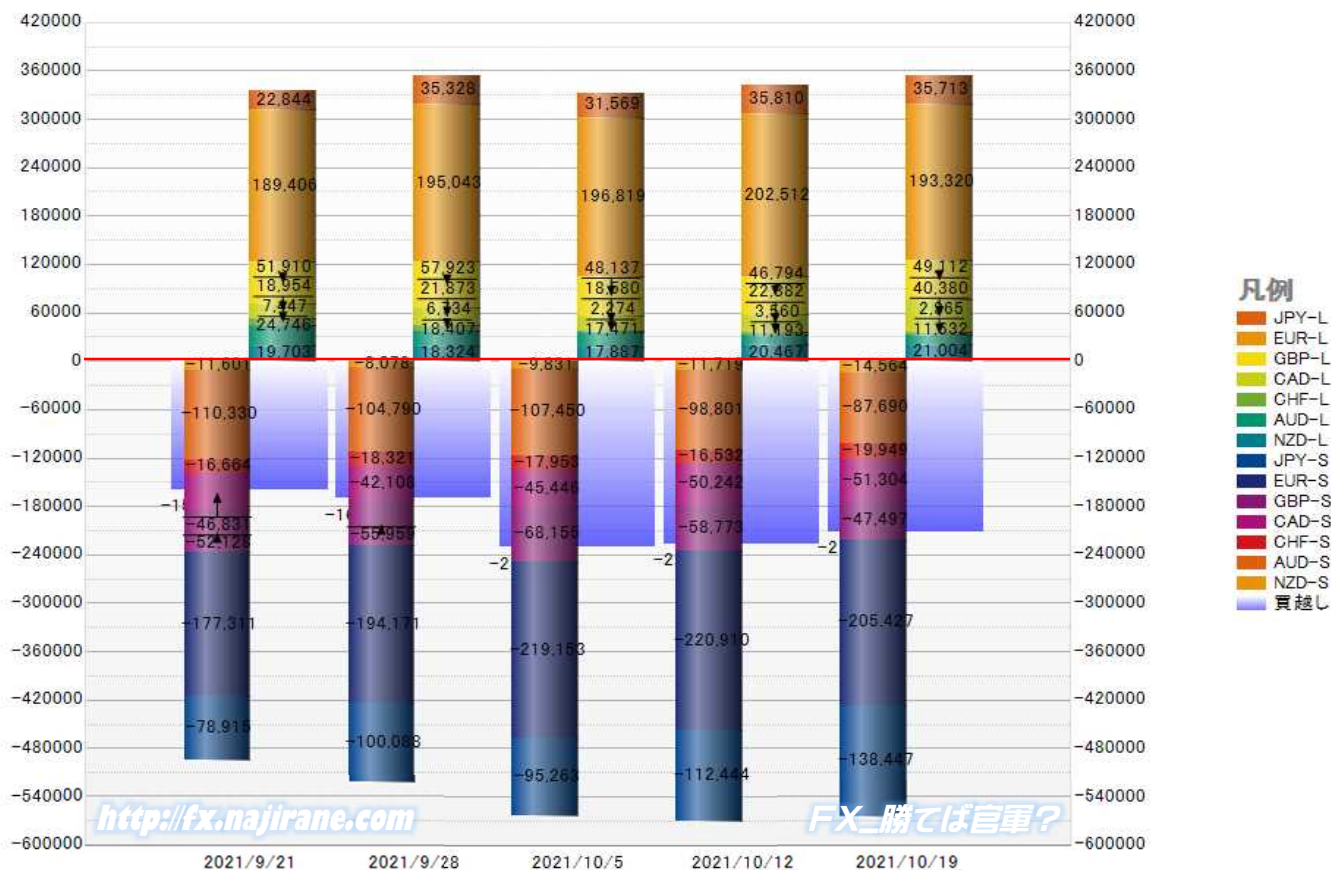
EURO FX - CHICAGO MERCANTILE EXCHANGE
FUTURES ONLY POSITIONS

■ 売り越し ■ Long ■ Short ■ 火曜終値 ■ 金曜終値



| | 2021/09/21 | | | 2021/09/28 | | | 2021/10/05 | | | 2021/10/12 | | | 2021/10/19 | | |
|-----------------|--------------|--------|--------|------------|--------|---------|------------|--------|---------|------------|--------|--------|------------|--------|--------|
| | Long | Short | 売り越し | Long | Short | 売り越し | Long | Short | 売り越し | Long | Short | 売り越し | Long | Short | 売り越し |
| JPY | 22844 | 78915 | 56071 | 35328 | 100088 | 64760 | 31569 | 95263 | 63694 | 35810 | 112444 | 76634 | 35713 | 138447 | 102734 |
| | 前週比 枚数増減 (枚) | | | 12484 | 21173 | 8689 | -3759 | -4825 | -1066 | 4241 | 17181 | 12940 | -97 | 26003 | 26100 |
| | 前週比 枚数増減 (%) | | | 54.6% | 26.8% | 15.5% | -10.6% | -4.8% | -1.6% | 13.4% | 18.0% | 20.3% | -0.3% | 23.1% | 34.1% |
| EUR | 189406 | 177311 | -12095 | 195043 | 194171 | -872 | 196819 | 219153 | 22334 | 202512 | 220910 | 18398 | 193320 | 205427 | 12107 |
| | 前週比 枚数増減 (枚) | | | 5637 | 16860 | -11223 | 1776 | 24982 | 23206 | 5693 | 1757 | -3936 | -9192 | -15483 | -6291 |
| | 前週比 枚数増減 (%) | | | 3.0% | 9.5% | -92.8% | 0.9% | 12.9% | 2661.2% | 2.9% | 0.8% | -17.6% | -4.5% | -7.0% | -34.2% |
| GBP | 51910 | 52128 | 218 | 57923 | 55959 | -1964 | 48137 | 68155 | 20018 | 46794 | 58773 | 11979 | 49112 | 47497 | -1615 |
| | 前週比 枚数増減 (枚) | | | 6013 | 3831 | 2182 | -9786 | 12196 | 21982 | -1343 | -9382 | -8039 | 2318 | -11276 | 13594 |
| | 前週比 枚数増減 (%) | | | 11.6% | 7.3% | 1000.9% | -16.9% | 21.8% | 1119.2% | -2.8% | -13.8% | -40.2% | 5.0% | -19.2% | 113.5% |
| AUD | 24746 | 110330 | 85584 | 18407 | 104790 | 86383 | 17471 | 107450 | 89979 | 11193 | 98801 | 87608 | 11632 | 87690 | 76058 |
| | 前週比 枚数増減 (枚) | | | -6339 | -5540 | 799 | -936 | 2660 | 3596 | -6278 | -8649 | -2371 | 439 | -11111 | -11550 |
| | 前週比 枚数増減 (%) | | | -25.6% | -5.0% | 0.9% | -5.1% | 2.5% | 4.2% | -35.9% | -8.0% | -2.6% | 3.9% | -11.2% | -13.2% |
| CAD | 18954 | 46831 | 27877 | 21873 | 42108 | 20235 | 18580 | 45446 | 26866 | 22382 | 50242 | 27860 | 40380 | 51304 | 10924 |
| | 前週比 枚数増減 (枚) | | | 2919 | -4723 | -7642 | -3293 | 3338 | 6631 | 3802 | 4796 | 994 | 17998 | 1062 | -16936 |
| | 前週比 枚数増減 (%) | | | 15.4% | -10.1% | -27.4% | -15.1% | 7.9% | 32.8% | 20.5% | 10.6% | 3.7% | 80.4% | 2.1% | -60.8% |
| CHF | 7447 | 16664 | 9217 | 6734 | 18321 | 11587 | 2274 | 17953 | 15679 | 3560 | 16532 | 12972 | 2365 | 19949 | 17584 |
| | 前週比 枚数増減 (枚) | | | -713 | 1657 | 2370 | -4460 | -368 | 4092 | 1286 | -1421 | -2707 | -1195 | 3417 | 4612 |
| | 前週比 枚数増減 (%) | | | -9.6% | 9.9% | 25.7% | -66.2% | -2.0% | 35.3% | 56.6% | -7.9% | -17.3% | -33.6% | 20.7% | 35.6% |
| NZD | 19703 | 11601 | -8102 | 18324 | 8078 | -10246 | 17887 | 9831 | -8056 | 20467 | 11719 | -8748 | 21004 | 14564 | -6440 |
| | 前週比 枚数増減 (枚) | | | -1379 | -3523 | 2144 | -437 | 1753 | -2190 | 2580 | 1888 | 692 | 537 | 2845 | -2308 |
| | 前週比 枚数増減 (%) | | | -7.0% | -30.4% | 26.5% | -2.4% | 21.7% | -21.4% | 14.4% | 19.2% | 8.6% | 2.6% | 24.3% | -26.4% |
| MXN | 88733 | 107748 | 19015 | 92423 | 112018 | 19595 | 77074 | 112653 | 35579 | 74129 | 113763 | 39634 | 70192 | 108763 | 38571 |
| | 前週比 枚数増減 (枚) | | | 3690 | 4270 | 580 | -15349 | 635 | 15984 | -2945 | 1110 | 4055 | -3937 | -5000 | -1063 |
| | 前週比 枚数増減 (%) | | | 4.2% | 4.0% | 3.1% | -16.6% | 0.6% | 81.6% | -3.8% | 1.0% | 11.4% | -5.3% | -4.4% | -2.7% |
| Total All 8 | 423743 | 601528 | 177785 | 446055 | 635533 | 189478 | 409811 | 675904 | 266093 | 416847 | 683184 | 266337 | 423718 | 673641 | 249923 |
| | 前週比 枚数増減 (枚) | | | 22312 | 34005 | 11693 | -36244 | 40371 | 76615 | 7036 | 7280 | 244 | 6871 | -9543 | -16414 |
| | 前週比 枚数増減 (%) | | | 5.3% | 5.7% | 6.6% | -8.1% | 6.4% | 40.4% | 1.7% | 1.1% | 0.1% | 1.6% | -1.4% | -6.2% |
| Total 7 (MXN除く) | 335010 | 493780 | 158770 | 353632 | 523515 | 169883 | 332737 | 563251 | 230514 | 342718 | 569421 | 226703 | 353526 | 564878 | 211352 |
| | 前週比 枚数増減 (枚) | | | 18622 | 29735 | 11113 | -20895 | 39736 | 60631 | 9981 | 6170 | -3811 | 10808 | -4543 | -15351 |
| | 前週比 枚数増減 (%) | | | 5.6% | 6.0% | 7.0% | -5.9% | 7.6% | 35.7% | 3.0% | 1.1% | -1.7% | 3.2% | -0.8% | -6.8% |

直近5週 CFTC IMM主要7通貨の構成



<http://fx.najirane.com>

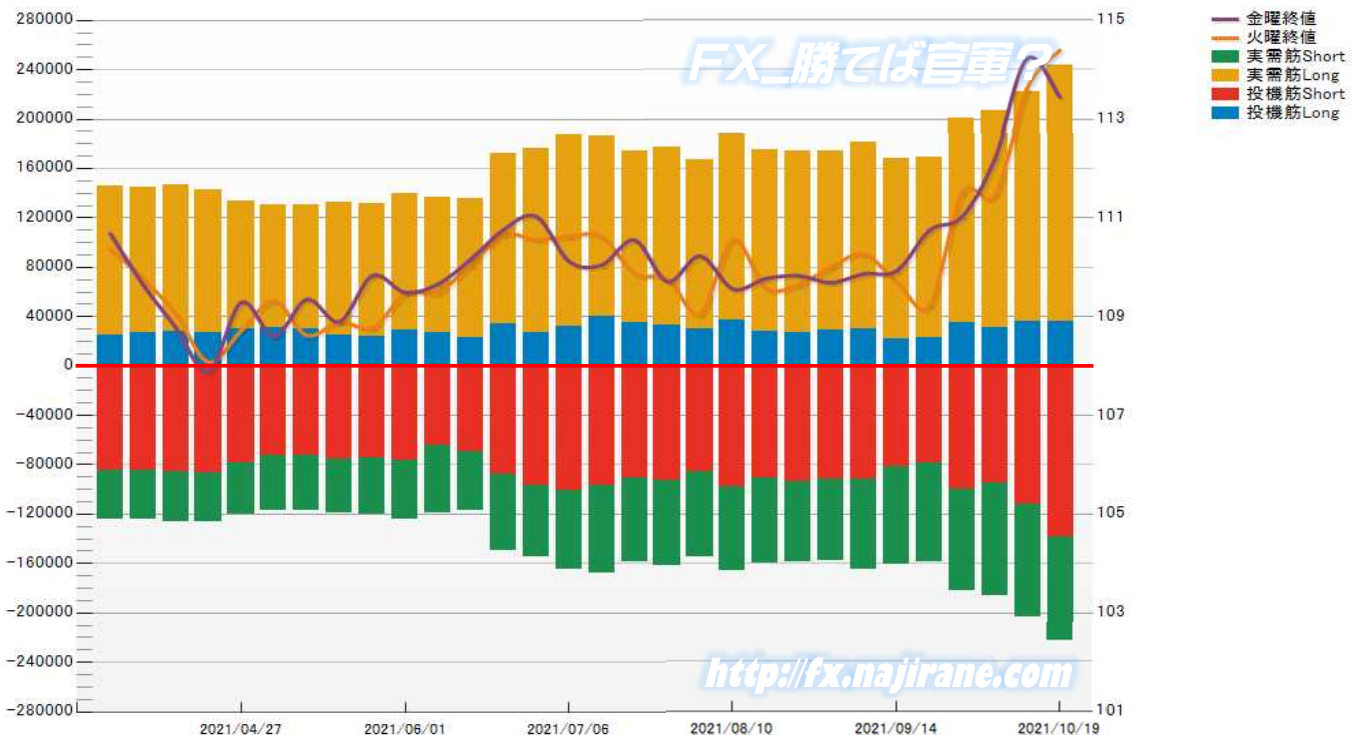
FX=勝てば官軍?

JAPANESE YEN - CHICAGO MERCANTILE EXCHANGE
FUTURES ONLY POSITIONS

Code-097741
2021/10/22 公表値

| Date | 投機筋集計 | | | | 実需筋集計 | | | | 投機筋+実需筋合計 | | | | ドル円終値 | |
|------------|-------|--------|--------|--------|--------|-------|---------|--------|-----------|--------|--------|--------|--------|--------|
| | 円買い | 円売り | 売り越し | 売買計 | 円買い | 円売り | 売り越し | 売買計 | 円買い | 円売り | 売り越し | 売買計 | 火曜締め | 金曜締め |
| 2021/10/19 | 35713 | 138447 | 102734 | 174160 | 207735 | 85095 | -122640 | 292830 | 243448 | 223542 | -19906 | 466990 | 114.38 | 113.44 |
| 2021/10/12 | 35810 | 112444 | 76634 | 148254 | 185560 | 90468 | -95092 | 276028 | 221370 | 202912 | -18458 | 424282 | 113.61 | 114.21 |
| 2021/10/05 | 31569 | 95263 | 63694 | 126832 | 175160 | 90697 | -84463 | 265857 | 206729 | 185960 | -20769 | 392689 | 111.48 | 112.21 |
| 2021/09/28 | 35328 | 100088 | 64760 | 135416 | 165246 | 81967 | -83279 | 247213 | 200574 | 182055 | -18519 | 382629 | 111.51 | 111.03 |
| 2021/09/21 | 22844 | 78915 | 56071 | 101759 | 146680 | 80086 | -66594 | 226766 | 169524 | 159001 | -10523 | 328525 | 109.23 | 110.75 |
| 2021/09/14 | 21728 | 82023 | 60295 | 103751 | 146716 | 78681 | -68035 | 225397 | 168444 | 160704 | -7740 | 329148 | 109.70 | 109.93 |
| 2021/09/07 | 29704 | 92029 | 62325 | 121733 | 151585 | 73003 | -78582 | 224588 | 181289 | 165032 | -16257 | 346321 | 110.27 | 109.87 |
| 2021/08/31 | 29030 | 92160 | 63130 | 121190 | 144849 | 65434 | -79415 | 210283 | 173879 | 157594 | -16285 | 331473 | 110.01 | 109.69 |
| 2021/08/24 | 26763 | 93434 | 66671 | 120197 | 147612 | 65542 | -82070 | 213154 | 174375 | 158976 | -15399 | 333351 | 109.65 | 109.83 |
| 2021/08/17 | 27532 | 90740 | 63208 | 118272 | 147403 | 69312 | -78091 | 216715 | 174935 | 160052 | -14883 | 334987 | 109.58 | 109.77 |
| 2021/08/10 | 36684 | 97341 | 60657 | 134025 | 151720 | 68459 | -83261 | 220179 | 188404 | 165800 | -22604 | 354204 | 110.56 | 109.56 |
| 2021/08/03 | 30409 | 85599 | 55190 | 116008 | 136596 | 68989 | -67607 | 205585 | 167005 | 154588 | -12417 | 321593 | 109.05 | 110.23 |
| 2021/07/27 | 32975 | 92909 | 59934 | 125884 | 143819 | 68805 | -75014 | 212624 | 176794 | 161714 | -15080 | 338508 | 109.77 | 109.71 |
| 2021/07/20 | 35474 | 91205 | 55731 | 126679 | 138577 | 67311 | -71266 | 205888 | 174051 | 158516 | -15535 | 332567 | 109.87 | 110.55 |
| 2021/07/13 | 40440 | 96690 | 56250 | 137130 | 145716 | 70980 | -74736 | 216696 | 186156 | 167670 | -18486 | 353826 | 110.62 | 110.05 |
| 2021/07/06 | 31625 | 100761 | 69136 | 132386 | 155707 | 63576 | -92131 | 219283 | 187332 | 164337 | -22995 | 351669 | 110.63 | 110.12 |
| 2021/06/29 | 27380 | 97275 | 69895 | 124655 | 149165 | 57450 | -91715 | 206615 | 176545 | 154725 | -21820 | 331270 | 110.56 | 111.03 |
| 2021/06/22 | 34118 | 87980 | 53862 | 122098 | 138242 | 62072 | -76170 | 200314 | 172360 | 150052 | -22308 | 322412 | 110.66 | 110.76 |
| 2021/06/15 | 22974 | 69824 | 46850 | 92798 | 112798 | 47481 | -65317 | 160279 | 135772 | 117305 | -18467 | 253077 | 110.05 | 110.16 |
| 2021/06/08 | 27248 | 64562 | 37314 | 91810 | 108879 | 54611 | -54268 | 163490 | 136127 | 119173 | -16954 | 255300 | 109.50 | 109.66 |
| 2021/06/01 | 29462 | 76577 | 47115 | 106039 | 110690 | 48111 | -62579 | 158801 | 140152 | 124688 | -15464 | 264840 | 109.47 | 109.49 |
| 2021/05/25 | 24163 | 74319 | 50156 | 98482 | 107377 | 46024 | -61353 | 153401 | 131540 | 120343 | -11197 | 251883 | 108.77 | 109.83 |
| 2021/05/18 | 24965 | 75913 | 50948 | 100878 | 107486 | 43385 | -64101 | 150871 | 132451 | 119298 | -13153 | 251749 | 108.90 | 108.90 |
| 2021/05/11 | 30491 | 72219 | 41728 | 102710 | 99644 | 44421 | -55223 | 144065 | 130135 | 116640 | -13495 | 246775 | 108.62 | 109.35 |
| 2021/05/04 | 31208 | 72700 | 41492 | 103908 | 99092 | 44761 | -54331 | 143853 | 130300 | 117461 | -12839 | 247761 | 109.32 | 108.60 |
| 2021/04/27 | 29673 | 78182 | 48509 | 107855 | 103999 | 42071 | -61928 | 146070 | 133672 | 120253 | -13419 | 253925 | 108.72 | 109.29 |
| 2021/04/20 | 26617 | 86436 | 59819 | 113053 | 115715 | 39632 | -76083 | 155347 | 142332 | 126068 | -16264 | 268400 | 108.08 | 107.89 |
| 2021/04/13 | 27682 | 85994 | 58312 | 113676 | 119216 | 40446 | -78770 | 159662 | 146898 | 126440 | -20458 | 273338 | 109.05 | 108.78 |
| 2021/04/06 | 26794 | 84783 | 57989 | 111577 | 117846 | 39309 | -78537 | 157155 | 144640 | 124092 | -20548 | 268732 | 109.78 | 109.65 |
| 2021/03/30 | 24724 | 84205 | 59481 | 108929 | 121115 | 40234 | -80881 | 161349 | 145839 | 124439 | -21400 | 270278 | 110.36 | 110.68 |

JAPANESE YEN - CHICAGO MERCANTILE EXCHANGE
FUTURES ONLY POSITIONS Code-097741

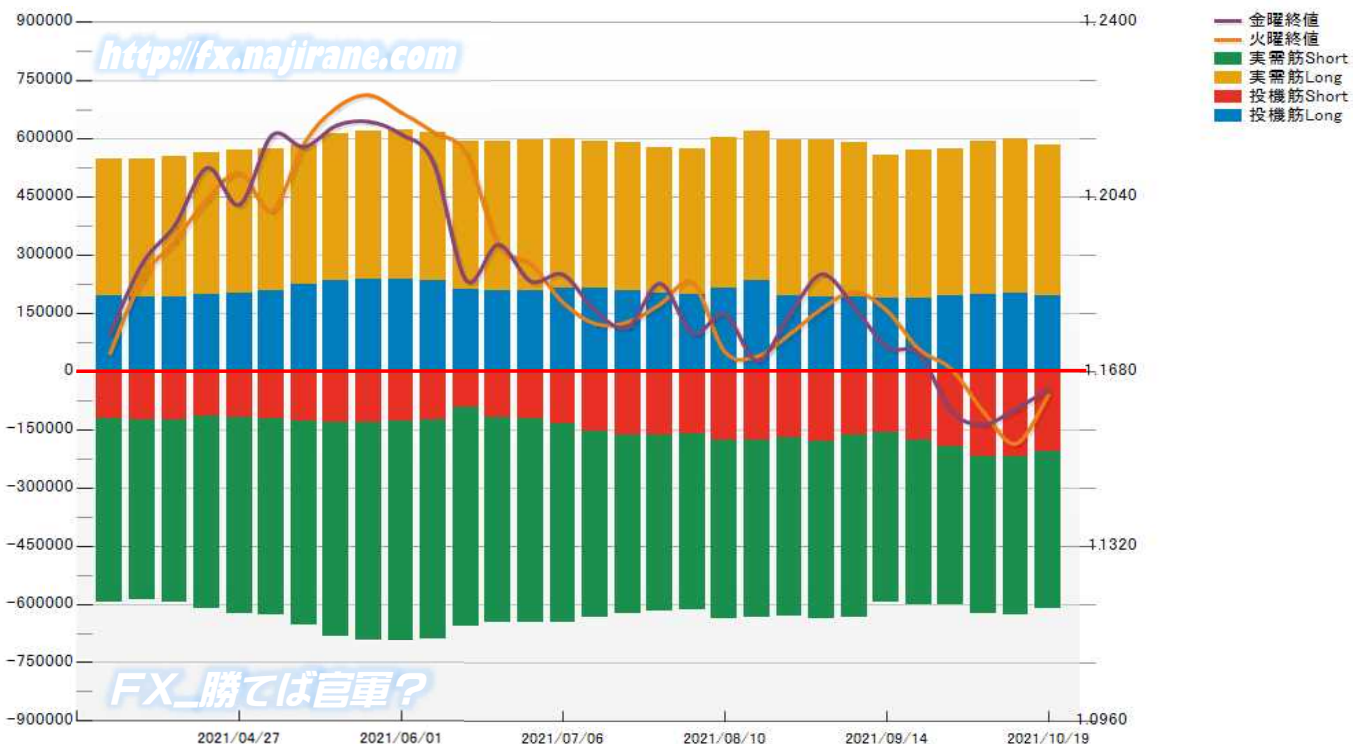


EURO FX - CHICAGO MERCANTILE EXCHANGE
FUTURES ONLY POSITIONS

Code-099741
2021/10/22 公表値

| Date | 投機筋集計 | | | | 実需筋集計 | | | | 投機筋+実需筋合計 | | | | ユーロドル終値 | |
|------------|--------|--------|---------|--------|--------|--------|--------|--------|-----------|--------|-------|---------|---------|--------|
| | EUR買い | EUR売り | 売り越し | 売買計 | EUR買い | EUR売り | 売り越し | 売買計 | EUR買い | EUR売り | 売り越し | 売買計 | 火曜締め | 金曜締め |
| 2021/10/19 | 193320 | 205427 | 12107 | 398747 | 389682 | 407255 | 17573 | 796937 | 583002 | 612682 | 29680 | 1195684 | 1.1631 | 1.1643 |
| 2021/10/12 | 202512 | 220910 | 18398 | 423422 | 396224 | 405177 | 8953 | 801401 | 598736 | 626087 | 27351 | 1224823 | 1.1531 | 1.1603 |
| 2021/10/05 | 196819 | 219153 | 22334 | 415972 | 396534 | 405021 | 8487 | 801555 | 593353 | 624174 | 30821 | 1217527 | 1.1597 | 1.1571 |
| 2021/09/28 | 195043 | 194171 | -872 | 389214 | 378476 | 408900 | 30424 | 787376 | 573519 | 603071 | 29552 | 1176590 | 1.1685 | 1.1598 |
| 2021/09/21 | 189406 | 177311 | -12095 | 366717 | 381122 | 425371 | 44249 | 806493 | 570528 | 602682 | 32154 | 1173210 | 1.1726 | 1.1717 |
| 2021/09/14 | 186554 | 158749 | -27805 | 345303 | 368593 | 434853 | 66260 | 803446 | 555147 | 593602 | 38455 | 1148749 | 1.1806 | 1.1731 |
| 2021/09/07 | 189904 | 163596 | -26308 | 353500 | 397755 | 471071 | 73316 | 868826 | 587659 | 634667 | 47008 | 1222326 | 1.1844 | 1.1813 |
| 2021/08/31 | 190593 | 180117 | -10476 | 370710 | 404630 | 456842 | 52212 | 861472 | 595223 | 636959 | 41736 | 1232182 | 1.1809 | 1.1880 |
| 2021/08/24 | 194169 | 169539 | -24630 | 363708 | 403032 | 460425 | 57393 | 863457 | 597201 | 629964 | 32763 | 1227165 | 1.1756 | 1.1796 |
| 2021/08/17 | 233529 | 175889 | -57640 | 409418 | 383684 | 456767 | 73083 | 840451 | 617213 | 632656 | 15443 | 1249869 | 1.1711 | 1.1702 |
| 2021/08/10 | 212809 | 178952 | -33857 | 391761 | 388866 | 458925 | 70059 | 847791 | 601675 | 637877 | 36202 | 1239552 | 1.1721 | 1.1797 |
| 2021/08/03 | 199067 | 161060 | -38007 | 360127 | 374123 | 453158 | 79035 | 827281 | 573190 | 614218 | 41028 | 1187408 | 1.1863 | 1.1759 |
| 2021/07/27 | 202245 | 164119 | -38126 | 366364 | 373953 | 453802 | 79849 | 827755 | 576198 | 617921 | 41723 | 1194119 | 1.1818 | 1.1861 |
| 2021/07/20 | 208669 | 162847 | -45822 | 371516 | 379176 | 461577 | 82401 | 840753 | 587845 | 624424 | 36579 | 1212269 | 1.1782 | 1.1771 |
| 2021/07/13 | 212851 | 153138 | -59713 | 365989 | 378329 | 479700 | 101371 | 858029 | 591180 | 632838 | 41658 | 1224018 | 1.1778 | 1.1804 |
| 2021/07/06 | 212998 | 135808 | -77190 | 348806 | 386189 | 510347 | 124158 | 896536 | 599187 | 646155 | 46968 | 1245342 | 1.1822 | 1.1880 |
| 2021/06/29 | 209058 | 121912 | -87146 | 330970 | 387635 | 524237 | 136602 | 911872 | 596693 | 646149 | 49456 | 1242842 | 1.1902 | 1.1866 |
| 2021/06/22 | 207863 | 118806 | -89057 | 326669 | 383894 | 528473 | 144579 | 912367 | 591757 | 647279 | 55522 | 1239036 | 1.1940 | 1.1941 |
| 2021/06/15 | 210816 | 92630 | -118186 | 303446 | 381409 | 563500 | 182091 | 944909 | 592225 | 656130 | 63905 | 1248355 | 1.2129 | 1.1868 |
| 2021/06/08 | 232103 | 124890 | -107213 | 356993 | 382766 | 565245 | 182479 | 948011 | 614869 | 690135 | 75266 | 1305004 | 1.2173 | 1.2109 |
| 2021/06/01 | 237360 | 128038 | -109322 | 365398 | 384998 | 568512 | 183514 | 953510 | 622358 | 696550 | 74192 | 1318908 | 1.2214 | 1.2169 |
| 2021/05/25 | 236103 | 132103 | -104000 | 368206 | 381869 | 561735 | 179866 | 943604 | 617972 | 693838 | 75866 | 1311810 | 1.2250 | 1.2195 |
| 2021/05/18 | 232330 | 132472 | -99858 | 364802 | 378241 | 551145 | 172904 | 929386 | 610571 | 683617 | 73046 | 1294188 | 1.2225 | 1.2187 |
| 2021/05/11 | 223387 | 129480 | -93907 | 352867 | 357792 | 522697 | 164905 | 880489 | 581179 | 652177 | 70998 | 1233356 | 1.2150 | 1.2143 |
| 2021/05/04 | 206472 | 121643 | -84829 | 328115 | 364947 | 507105 | 142158 | 872052 | 571419 | 628748 | 57329 | 1200167 | 1.2012 | 1.2166 |
| 2021/04/27 | 200415 | 119448 | -80967 | 319863 | 368662 | 504495 | 135833 | 873157 | 569077 | 623943 | 54866 | 1193020 | 1.2089 | 1.2023 |
| 2021/04/20 | 197137 | 116329 | -80808 | 313466 | 365754 | 494986 | 129232 | 860740 | 562891 | 611315 | 48424 | 1174206 | 1.2035 | 1.2100 |
| 2021/04/13 | 190640 | 123789 | -66851 | 314429 | 361380 | 471014 | 109634 | 832394 | 552020 | 594803 | 42783 | 1146823 | 1.1950 | 1.1981 |
| 2021/04/06 | 192230 | 124708 | -67522 | 316938 | 354401 | 464142 | 109741 | 818543 | 546631 | 588850 | 42219 | 1135481 | 1.1872 | 1.1903 |
| 2021/03/30 | 194763 | 121024 | -73739 | 315787 | 351292 | 472620 | 121328 | 823912 | 546055 | 593644 | 47589 | 1139699 | 1.1718 | 1.1759 |

EURO FX - CHICAGO MERCANTILE EXCHANGE
FUTURES ONLY POSITIONS Code-099741



Bitcoin/USD 及び CME Futures (当月及び限月別)

※取引単位=5ビットコイン
(CME CFビットコイン参考基準レート=BRRを対象)

| Bitcoin/USD | | | | | CME Futures 2021/10 | | CME Futures 2021/11 | | CME Futures 2021/12 | | CME Futures 2022/01 | | CME Futures 2022/02 | | CME Futures 2022/03 | |
|-------------|-------|-------|-------|-------|------------------------|--------|------------------------|--------|------------------------|--------|------------------------|--------|------------------------|--------|------------------------|--------|
| Date | Open | High | Low | Close | Close2 | Volume | Close | Volume | Close | Volume | Close | Volume | Close | Volume | Close | Volume |
| 2021/7/16 | 31731 | 32255 | 31077 | 31911 | 32135 | 5 | 32260 | 0 | 32385 | 6 | 0 | 0 | 0 | 0 | 0 | 0 |
| 2021/7/19 | 31848 | 31943 | 30562 | 30782 | 30760 | 11 | 30855 | 2 | 30980 | 1 | 0 | 0 | 0 | 0 | 0 | 0 |
| 2021/7/20 | 30783 | 31018 | 29335 | 29695 | 29800 | 18 | 29785 | 11 | 29865 | 3 | 0 | 0 | 0 | 0 | 0 | 0 |
| 2021/7/21 | 29702 | 32773 | 29512 | 31832 | 31780 | 26 | 31785 | 8 | 31980 | 12 | 0 | 0 | 0 | 0 | 0 | 0 |
| 2021/7/22 | 31842 | 32597 | 31740 | 32182 | 32490 | 1 | 32580 | 0 | 32585 | 2 | 0 | 0 | 0 | 0 | 0 | 0 |
| 2021/7/23 | 32164 | 32886 | 32040 | 32274 | 32435 | 15 | 32485 | 11 | 32515 | 6 | 0 | 0 | 0 | 0 | 0 | 0 |
| 2021/7/26 | 34588 | 40533 | 34491 | 37207 | 39695 | 291 | 39870 | 109 | 39985 | 37 | 0 | 0 | 0 | 0 | 0 | 0 |
| 2021/7/27 | 37115 | 38764 | 36422 | 38258 | 38050 | 39 | 38180 | 20 | 38305 | 7 | 0 | 0 | 0 | 0 | 0 | 0 |
| 2021/7/28 | 38285 | 40871 | 38146 | 40103 | 40650 | 126 | 40685 | 49 | 40860 | 1 | 0 | 0 | 0 | 0 | 0 | 0 |
| 2021/7/29 | 40103 | 40627 | 39355 | 39579 | 39910 | 71 | 40035 | 28 | 40210 | 1 | 0 | 0 | 0 | 0 | 0 | 0 |
| 2021/7/30 | 39562 | 40402 | 38386 | 39920 | 40055 | 123 | 40180 | 84 | 40315 | 56 | 40450 | 0 | 0 | 0 | 0 | 0 |
| 2021/8/2 | 41093 | 41201 | 38700 | 39226 | 39350 | 140 | 39485 | 166 | 39665 | 95 | 39800 | 1 | 0 | 0 | 0 | 0 |
| 2021/8/3 | 39211 | 39774 | 37744 | 38304 | 38115 | 51 | 38250 | 26 | 38430 | 42 | 38565 | 1 | 0 | 0 | 0 | 0 |
| 2021/8/4 | 38323 | 39947 | 37529 | 39833 | 39980 | 51 | 40085 | 26 | 40215 | 42 | 40350 | 1 | 0 | 0 | 0 | 0 |
| 2021/8/5 | 39836 | 41403 | 37350 | 40955 | 40880 | 86 | 40985 | 25 | 41125 | 27 | 41260 | 0 | 0 | 0 | 0 | 0 |
| 2021/8/6 | 40932 | 43234 | 39938 | 42948 | 43085 | 86 | 43220 | 25 | 43330 | 27 | 43465 | 0 | 0 | 0 | 0 | 0 |
| 2021/8/9 | 44260 | 46455 | 42817 | 45714 | 46180 | 51 | 46400 | 25 | 46595 | 12 | 46790 | 1 | 0 | 0 | 0 | 0 |
| 2021/8/10 | 45718 | 46648 | 44681 | 45733 | 45665 | 52 | 45825 | 22 | 45985 | 16 | 46180 | 0 | 0 | 0 | 0 | 0 |
| 2021/8/11 | 45727 | 46751 | 45282 | 46363 | 46635 | 64 | 46795 | 48 | 46950 | 25 | 47145 | 0 | 0 | 0 | 0 | 0 |
| 2021/8/12 | 46371 | 46371 | 43837 | 44260 | 44535 | 40 | 44775 | 16 | 44930 | 0 | 44955 | 1 | 0 | 0 | 0 | 0 |
| 2021/8/13 | 44250 | 46681 | 43906 | 46471 | 46690 | 25 | 46830 | 7 | 47000 | 12 | 47080 | 1 | 0 | 0 | 0 | 0 |
| 2021/8/16 | 46887 | 48040 | 45687 | 46064 | 46270 | 70 | 46395 | 35 | 46570 | 34 | 46615 | 2 | 0 | 0 | 0 | 0 |
| 2021/8/17 | 46070 | 47097 | 44593 | 44771 | 45620 | 75 | 45740 | 64 | 45785 | 42 | 45885 | 0 | 0 | 0 | 0 | 0 |
| 2021/8/18 | 44777 | 46021 | 44277 | 44625 | 44990 | 23 | 45080 | 11 | 45130 | 41 | 45235 | 0 | 0 | 0 | 0 | 0 |
| 2021/8/19 | 44621 | 46852 | 43995 | 46631 | 46845 | 112 | 46930 | 38 | 47100 | 31 | 47205 | 0 | 0 | 0 | 0 | 0 |
| 2021/8/20 | 46622 | 49051 | 46365 | 48688 | 48925 | 183 | 49090 | 111 | 49320 | 50 | 49380 | 2 | 0 | 0 | 0 | 0 |
| 2021/8/23 | 48714 | 50500 | 48655 | 49556 | 49475 | 113 | 49620 | 103 | 49850 | 52 | 50030 | 4 | 0 | 0 | 0 | 0 |
| 2021/8/24 | 49564 | 49858 | 47847 | 48200 | 48405 | 113 | 48540 | 103 | 48680 | 52 | 48725 | 4 | 0 | 0 | 0 | 0 |
| 2021/8/25 | 48202 | 49142 | 47168 | 49080 | 48955 | 111 | 49075 | 36 | 49220 | 9 | 49350 | 4 | 0 | 0 | 0 | 0 |
| 2021/8/26 | 49077 | 49353 | 46479 | 47266 | 47035 | 146 | 47130 | 52 | 47250 | 34 | 47375 | 1 | 0 | 0 | 0 | 0 |
| 2021/8/27 | 47263 | 48534 | 46382 | 48328 | 48530 | 164 | 48620 | 39 | 48760 | 40 | 48860 | 1 | 48960 | 0 | 0 | 0 |
| 2021/8/30 | 48914 | 49397 | 47447 | 48412 | 48820 | 184 | 48895 | 60 | 49055 | 58 | 49165 | 3 | 49265 | 0 | 0 | 0 |
| 2021/8/31 | 48405 | 48461 | 46720 | 46979 | 47420 | 166 | 47585 | 50 | 47630 | 79 | 47740 | 2 | 47840 | 0 | 0 | 0 |
| 2021/9/1 | 46948 | 48957 | 46561 | 48445 | 48340 | 331 | 48460 | 80 | 48710 | 111 | 48820 | 0 | 48920 | 1 | 0 | 0 |
| 2021/9/2 | 48445 | 50350 | 48323 | 49831 | 49435 | 370 | 49610 | 120 | 49780 | 67 | 49890 | 0 | 50325 | 1 | 0 | 0 |
| 2021/9/3 | 49828 | 51013 | 48365 | 50543 | 50775 | 289 | 50910 | 39 | 51095 | 78 | 51415 | 2 | 51350 | 1 | 0 | 0 |
| 2021/9/6 | 51725 | 52149 | 51046 | 52110 | 0 | 0 | 0 | 0 | 0 | 0 | 0 | 0 | 0 | 0 | 0 | 0 |
| 2021/9/7 | 52119 | 52904 | 49354 | 46516 | 46795 | 1605 | 47015 | 271 | 47195 | 140 | 47425 | 15 | 47360 | 0 | 0 | 0 |
| 2021/9/8 | 46551 | 47335 | 44512 | 46066 | 46625 | 1605 | 46735 | 271 | 46890 | 140 | 47120 | 15 | 47080 | 0 | 0 | 0 |
| 2021/9/9 | 46072 | 47299 | 45614 | 46468 | 46735 | 390 | 46870 | 122 | 47030 | 74 | 47250 | 0 | 47350 | 1 | 0 | 0 |
| 2021/9/10 | 46488 | 47026 | 44811 | 45656 | 45785 | 506 | 45940 | 77 | 46070 | 77 | 46290 | 0 | 46560 | 1 | 0 | 0 |
| 2021/9/13 | 45288 | 46764 | 43565 | 45163 | 44905 | 1062 | 45030 | 180 | 45205 | 138 | 45425 | 0 | 45695 | 0 | 0 | 0 |
| 2021/9/14 | 45132 | 46933 | 44787 | 46707 | 46605 | 557 | 46795 | 108 | 46905 | 56 | 47245 | 1 | 47440 | 0 | 0 | 0 |
| 2021/9/15 | 46690 | 48445 | 46605 | 48183 | 48325 | 443 | 48445 | 59 | 48680 | 32 | 48850 | 1 | 49030 | 2 | 0 | 0 |
| 2021/9/16 | 48181 | 48492 | 47059 | 47683 | 47665 | 828 | 47860 | 444 | 48115 | 293 | 48435 | 266 | 48615 | 3 | 0 | 0 |
| 2021/9/17 | 47676 | 48165 | 46792 | 47522 | 47615 | 828 | 47790 | 444 | 48050 | 293 | 48555 | 266 | 48735 | 3 | 0 | 0 |
| 2021/9/20 | 47461 | 47599 | 42602 | 43493 | 43880 | 2217 | 44055 | 186 | 44270 | 140 | 44510 | 42 | 44705 | 0 | 0 | 0 |
| 2021/9/21 | 43510 | 43904 | 39782 | 41423 | 42120 | 3588 | 42300 | 445 | 42515 | 163 | 42765 | 151 | 42960 | 1 | 0 | 0 |
| 2021/9/22 | 41428 | 43997 | 40259 | 43254 | 43520 | 4531 | 43660 | 444 | 43830 | 137 | 43935 | 108 | 44100 | 2 | 0 | 0 |
| 2021/9/23 | 43264 | 44926 | 43109 | 44691 | 44925 | 4465 | 44955 | 421 | 45140 | 216 | 45240 | 103 | 45480 | 9 | 0 | 0 |
| 2021/9/24 | 44695 | 45088 | 40863 | 42425 | 42520 | 4465 | 42585 | 421 | 42665 | 216 | 42815 | 103 | 43090 | 9 | 43365 | 0 |
| 2021/9/27 | 43582 | 44316 | 42691 | 43105 | 43150 | 5221 | 43220 | 468 | 43375 | 201 | 43555 | 82 | 43765 | 96 | 44000 | 16 |
| 2021/9/28 | 43098 | 43399 | 41144 | 41845 | 41600 | 5221 | 41715 | 468 | 41895 | 201 | 42000 | 82 | 42320 | 96 | 42540 | 16 |
| 2021/9/29 | 41873 | 42571 | 40813 | 41247 | 41155 | 4666 | 41215 | 367 | 41425 | 92 | 41605 | 34 | 41810 | 36 | 42030 | 1 |
| 2021/9/30 | 41247 | 44098 | 41125 | 43752 | 43615 | 4869 | 43760 | 343 | 43950 | 181 | 44065 | 93 | 44295 | 69 | 44425 | 2 |
| 2021/10/1 | 43758 | 48068 | 43311 | 48047 | 48390 | 4869 | 48500 | 343 | 48645 | 181 | 48845 | 93 | 48930 | 69 | 49115 | 2 |
| 2021/10/4 | 47810 | 49498 | 46966 | 48928 | 49855 | 5865 | 50020 | 942 | 50190 | 331 | 50400 | 179 | 50555 | 91 | 50680 | 9 |
| 2021/10/5 | 48921 | 51865 | 48759 | 51779 | 51630 | 8408 | 51780 | 2373 | 52055 | 1301 | 52120 | 674 | 52300 | 360 | 52670 | 45 |
| 2021/10/6 | 51763 | 55362 | 50446 | 55102 | 55700 | 9662 | 56000 | 2015 | 56225 | 726 | 56410 | 337 | 56595 | 73 | 56810 | 8 |
| 2021/10/7 | 55109 | 55624 | 50571 | 54301 | 54470 | 5323 | 54870 | 1014 | 55115 | 386 | 55330 | 106 | 55570 | 38 | 55785 | 0 |
| 2021/10/8 | 54295 | 55994 | 53668 | 54693 | 55180 | 5063 | 55590 | 403 | 55775 | 206 | 55985 | 34 | 56180 | 11 | 56435 | 2 |
| 2021/10/11 | 54867 | 57820 | 54457 | 57146 | 57990 | 5686 | 58505 | 861 | 58755 | 401 | 58885 | 71 | 59255 | 21 | 59490 | 12 |
| 2021/10/12 | 57143 | 57634 | 54142 | 55994 | 55815 | 6691 | 56330 | 1594 | 56635 | 259 | 56860 | 43 | 57085 | 19 | 57320 | 0 |
| 2021/10/13 | 56048 | 57700 | 54283 | 57527 | 57750 | 6939 | 58235 | 1233 | 58505 | 283 | 58820 | 156 | 59065 | 17 | 59235 | 2 |
| 2021/10/14 | 57518 | 58493 | 56867 | 57760 | 58195 | 6318 | 58675 | 1436 | 58990 | 253 | 59230 | 132 | 59425 | 5 | 59605 | 1 |
| 2021/10/15 | 57757 | 61824 | 56893 | 61448 | 62075 | 6318 | 62575 | 1436 | 63000 | 253 | 63235 | 132 | 63700 | 5 | 63845 | 1 |
| 2021/10/18 | 60610 | 62617 | 59934 | 61782 | 61650 | 10019 | 62010 | 1452 | 62390 | 376 | 62720 | 233 | 63045 | 137 | 63355 | 37 |
| 2021/10/19 | 61782 | 64334 | 61440 | 64107 | 64660 | 15283 | 65255 | 2178 | 65730 | 524 | 66100 | 140 | 66470 | 63 | 66870 | 31 |
| 2021/10/20 | 64094 | 66961 | 63553 | 65820 | 66665 | 15283 | 67905 | 2178 | 68635 | 524 | 69075 | 140 | 69685 | 63 | 70065 | 31 |



| Date | BTC(BitCoin)/JPY | | | | | ETH(Ethereum)/JPY | | | | | XRP(Ripple)/JPY | | | | |
|------------|------------------|------------|------------|------------|------------|-------------------|-----------|-----------|-----------|------------|-----------------|----------|----------|----------|------------|
| | Open | High | Low | Close | Volume | Open | High | Low | Close | Volume | Open | High | Low | Close | Volume |
| 2021/8/23 | 5414142.50 | 5558985.50 | 5381938.50 | 5434139.00 | 3762521.12 | 356027.06 | 370602.81 | 355589.31 | 364050.59 | 2249624.42 | 134.7516 | 143.4183 | 134.0466 | 136.7984 | 690967.87 |
| 2021/8/24 | 5435915.50 | 5478908.50 | 5232159.00 | 5234780.50 | 3880172.22 | 364664.59 | 368768.88 | 346038.66 | 348112.84 | 2208972.77 | 136.8948 | 138.6629 | 123.7702 | 124.8013 | 670451.84 |
| 2021/8/25 | 5237100.00 | 5412639.50 | 5178239.50 | 5384683.00 | 3590429.24 | 348311.84 | 357293.41 | 338742.78 | 354674.56 | 2078912.60 | 124.7639 | 129.1886 | 121.8078 | 128.9541 | 520755.20 |
| 2021/8/26 | 5389286.00 | 5430825.00 | 511212.00 | 5166038.00 | 3594986.45 | 355096.03 | 357615.16 | 337058.78 | 341193.91 | 1915511.18 | 129.1806 | 130.5565 | 117.7398 | 118.3341 | 540870.38 |
| 2021/8/27 | 5160792.50 | 5394303.50 | 5104624.00 | 5388359.50 | 3790524.60 | 340762.56 | 360461.00 | 337176.09 | 359226.50 | 2030805.68 | 118.1175 | 130.5360 | 115.8190 | 130.5360 | 556058.60 |
| 2021/8/28 | 5389888.00 | 5413054.50 | 5236914.50 | 5371196.00 | 3137778.02 | 359721.16 | 360791.09 | 353383.56 | 356349.06 | 1505797.80 | 130.9619 | 131.5498 | 124.8493 | 125.8165 | 401549.97 |
| 2021/8/29 | 532167.50 | 5452662.00 | 5263937.00 | 5364933.50 | 2844495.87 | 356609.16 | 360614.22 | 346951.25 | 354550.78 | 1460895.98 | 125.8626 | 128.2524 | 122.6485 | 125.3432 | 379770.23 |
| 2021/8/30 | 5365485.50 | 5374086.50 | 5161898.00 | 5137512.50 | 3501454.49 | 354571.66 | 367811.00 | 345968.75 | 354507.38 | 2122721.21 | 125.5085 | 126.2635 | 120.7990 | 121.0985 | 399674.04 |
| 2021/8/31 | 510143.50 | 5287092.50 | 5139004.00 | 5191098.00 | 3822373.87 | 354879.44 | 380379.31 | 351246.00 | 377911.69 | 3002452.94 | 121.0876 | 136.4739 | 120.6862 | 130.7047 | 449101.32 |
| 2021/9/1 | 5183733.50 | 5403349.50 | 5131297.00 | 5377887.00 | 4309110.86 | 375784.78 | 422425.66 | 373219.59 | 422201.16 | 3310699.75 | 130.6301 | 135.9570 | 127.7109 | 135.9570 | 543552.37 |
| 2021/9/2 | 5373573.50 | 5541527.00 | 5354155.50 | 5423501.00 | 4343846.48 | 421122.16 | 421151.34 | 410016.16 | 416813.03 | 2681353.69 | 136.2490 | 142.3633 | 134.4941 | 138.1307 | 599978.03 |
| 2021/9/3 | 5419161.00 | 5587864.50 | 5316373.00 | 5488509.00 | 4740344.39 | 416427.84 | 440879.03 | 407926.81 | 432342.56 | 2875371.84 | 137.8903 | 144.9240 | 134.7734 | 141.6891 | 646984.54 |
| 2021/9/4 | 5486748.00 | 5545583.00 | 5436219.50 | 5479650.00 | 4111147.99 | 432045.84 | 435506.09 | 421076.69 | 426551.16 | 2282825.58 | 141.6087 | 142.1809 | 136.5150 | 137.7772 | 470056.51 |
| 2021/9/5 | 5478907.00 | 5693573.50 | 5435102.50 | 5681670.50 | 3328929.54 | 426386.84 | 436644.09 | 421137.72 | 433879.06 | 2016884.12 | 137.7060 | 143.5917 | 135.7698 | 143.3221 | 447684.62 |
| 2021/9/6 | 5683382.50 | 5788497.50 | 5608655.00 | 5780377.00 | 4270372.10 | 433811.78 | 435874.78 | 425040.00 | 431426.72 | 2050912.05 | 143.5218 | 155.2877 | 143.5218 | 152.5896 | 813117.73 |
| 2021/9/7 | 5783336.00 | 5802920.50 | 4770160.00 | 5163068.50 | 7192392.44 | 431223.34 | 433219.16 | 337466.09 | 377916.72 | 4316021.20 | 152.5923 | 152.7892 | 107.4980 | 124.0937 | 1247492.08 |
| 2021/9/8 | 5164903.50 | 5218526.00 | 4908950.00 | 5080262.00 | 5401709.09 | 378135.53 | 392344.19 | 355244.94 | 385479.31 | 3498257.45 | 124.2686 | 126.6684 | 112.3840 | 121.3230 | 812098.40 |
| 2021/9/9 | 5043060.50 | 5184754.00 | 5030270.50 | 5092514.00 | 4245203.91 | 380546.06 | 391641.91 | 373792.50 | 376228.56 | 2647505.31 | 120.1726 | 124.8800 | 92.3662 | 119.5865 | 567706.61 |
| 2021/9/10 | 5093089.00 | 5161592.50 | 4875010.50 | 4934312.50 | 4304467.96 | 376033.69 | 385500.66 | 347071.25 | 353056.88 | 2457703.83 | 119.3859 | 136.2749 | 113.7076 | 116.2306 | 849386.06 |
| 2021/9/11 | 4932765.50 | 5053634.00 | 4927096.00 | 4969222.00 | 3792739.11 | 352784.75 | 367900.34 | 352777.22 | 359518.00 | 2047772.61 | 116.1570 | 122.1709 | 115.7952 | 118.7195 | 438255.23 |
| 2021/9/12 | 4969790.50 | 5094063.00 | 4924039.00 | 5062583.50 | 3064369.03 | 359519.50 | 380646.41 | 355651.72 | 374790.84 | 1847548.27 | 118.7604 | 123.8758 | 116.5165 | 123.0536 | 374038.21 |
| 2021/9/13 | 516918.50 | 521837.50 | 517645.00 | 5062583.50 | 4506553.29 | 374498.22 | 374785.28 | 374785.28 | 343224.44 | 361395.03 | 123.0302 | 123.7470 | 113.2140 | 117.1110 | 463094.91 |
| 2021/9/14 | 4945451.50 | 5181479.50 | 4921861.50 | 5166778.00 | 4240741.43 | 361483.53 | 376233.16 | 360012.66 | 367233.16 | 2098355.68 | 117.1870 | 120.4465 | 116.4445 | 120.3112 | 370780.29 |
| 2021/9/15 | 517832.00 | 5296962.00 | 5123403.50 | 5269729.00 | 3334520.87 | 376457.81 | 395454.63 | 368691.56 | 395454.63 | 1919533.50 | 120.3512 | 123.5015 | 118.3617 | 122.6582 | 327824.62 |
| 2021/9/16 | 5267821.50 | 5303107.00 | 5166541.00 | 5241810.50 | 3484527.14 | 395213.00 | 401478.22 | 382973.53 | 391769.28 | 2204291.12 | 122.6463 | 123.5369 | 117.2138 | 119.7367 | 347596.18 |
| 2021/9/17 | 5240455.00 | 5290284.50 | 5149142.50 | 5196071.00 | 3158008.84 | 391579.84 | 394062.63 | 368971.19 | 373597.97 | 1948201.67 | 119.6688 | 121.0847 | 115.8767 | 117.1401 | 328679.55 |
| 2021/9/18 | 5196731.50 | 5363631.50 | 517645.00 | 5307192.00 | 3141290.48 | 37475.28 | 37475.28 | 37475.28 | 377278.34 | 1758338.57 | 117.1747 | 120.3301 | 116.2340 | 118.2471 | 253805.67 |
| 2021/9/19 | 5306147.00 | 5312689.00 | 5159442.50 | 5197678.50 | 2965910.14 | 377417.91 | 379070.59 | 361357.38 | 366127.69 | 1568051.92 | 118.1922 | 118.9472 | 114.5742 | 115.3061 | 36296.18 |
| 2021/9/20 | 5197809.50 | 5206954.00 | 4658362.00 | 4805328.85 | 366197.19 | 367825.97 | 32147.59 | 32147.59 | 353056.88 | 2995454.52 | 115.3673 | 115.5635 | 97.2576 | 100.3667 | 232031.28 |
| 2021/9/21 | 4707097.50 | 4775840.00 | 4345503.50 | 4441918.50 | 5315967.49 | 325825.69 | 339693.28 | 292310.53 | 301751.47 | 3318864.62 | 100.9378 | 104.8951 | 94.0072 | 95.6556 | 522632.55 |
| 2021/9/22 | 4440202.00 | 4820452.50 | 4439407.00 | 4785614.00 | 4188731.71 | 301618.09 | 338837.25 | 299573.66 | 338029.94 | 2607500.17 | 95.3823 | 110.8286 | 95.0286 | 110.2737 | 528698.33 |
| 2021/9/23 | 4782533.50 | 4956949.50 | 4735456.00 | 4953253.50 | 3778130.51 | 338041.63 | 349694.47 | 333272.69 | 348147.34 | 2042893.13 | 110.3230 | 111.6736 | 106.7861 | 110.5546 | 411999.41 |
| 2021/9/24 | 4953166.00 | 4981428.50 | 4523278.00 | 4744309.50 | 4744264.26 | 348041.25 | 348597.19 | 303566.59 | 324669.19 | 2834577.89 | 110.6004 | 110.6807 | 98.6048 | 104.7569 | 499051.83 |
| 2021/9/25 | 474436.00 | 4716642.50 | 4624723.50 | 4730670.50 | 3500080.21 | 324582.31 | 328802.78 | 32188.28 | 323993.22 | 2096720.94 | 104.7051 | 105.9677 | 101.8443 | 104.2494 | 339657.46 |
| 2021/9/26 | 4731228.00 | 4865578.00 | 4523783.50 | 4786228.00 | 3396356.48 | 324079.34 | 345077.91 | 303950.22 | 339208.44 | 2345316.24 | 104.2748 | 105.9867 | 99.0988 | 104.6472 | 348044.28 |
| 2021/9/27 | 4789069.00 | 4902773.00 | 4682907.00 | 4686730.00 | 3437729.90 | 339604.16 | 350024.72 | 325429.19 | 325589.66 | 2126558.38 | 104.7842 | 108.5939 | 102.2471 | 102.4977 | 334515.84 |
| 2021/9/28 | 4682864.50 | 4756232.50 | 4565722.50 | 4576706.00 | 3369962.96 | 325015.34 | 330324.44 | 311585.41 | 313106.22 | 1884358.85 | 102.4282 | 105.0270 | 99.5431 | 99.6758 | 314440.47 |
| 2021/9/29 | 4580101.00 | 4742626.50 | 4556172.50 | 4652631.50 | 3425566.96 | 313329.38 | 327998.19 | 312142.69 | 319375.16 | 1764529.76 | 99.7764 | 110.5106 | 99.0622 | 103.9176 | 398294.92 |
| 2021/9/30 | 4651166.00 | 4910857.50 | 4638508.50 | 4881108.50 | 3471176.43 | 319309.72 | 339459.94 | 317887.34 | 334579.16 | 1968572.96 | 103.8240 | 107.9109 | 103.2938 | 106.1846 | 340211.98 |
| 2021/10/1 | 4883989.00 | 5379618.00 | 4820002.50 | 5344661.50 | 4759699.29 | 334517.88 | 369835.19 | 331239.56 | 367387.31 | 2477852.97 | 106.3104 | 118.1471 | 105.1850 | 115.8110 | 569341.97 |
| 2021/10/2 | 5346941.50 | 5363002.50 | 5272301.00 | 5299625.00 | 3400534.46 | 367537.75 | 384862.00 | 362112.44 | 376737.53 | 2132965.56 | 115.7484 | 119.0473 | 112.1359 | 115.3724 | 431525.20 |
| 2021/10/3 | 5296130.50 | 5457265.50 | 5238066.50 | 5347857.00 | 2955538.91 | 376634.59 | 386548.06 | 371897.47 | 379272.03 | 1721586.37 | 115.2628 | 120.8999 | 113.5748 | 117.0727 | 387899.88 |
| 2021/10/4 | 5348850.50 | 5483262.00 | 5251510.50 | 5450009.50 | 3704497.32 | 379318.34 | 380812.81 | 363985.06 | 375085.13 | 1969383.94 | 117.1394 | 117.5930 | 112.0412 | 115.7411 | 351134.86 |
| 2021/10/5 | 5456896.00 | 5778090.00 | 5443805.50 | 5743258.00 | 3999491.90 | 375273.25 | 394811.66 | 374254.03 | 392270.84 | 1854326.06 | 115.5951 | 121.2506 | 115.2362 | 121.0200 | 362497.77 |
| 2021/10/6 | 5740119.50 | 6189854.50 | 5629223.00 | 6167717.50 | 5462869.39 | 392053.63 | 403364.94 | 374073.69 | 398903.84 | 2434850.73 | 120.9564 | 123.1429 | 113.9165 | 120.0597 | 424029.60 |
| 2021/10/7 | 6165174.50 | 6165174.50 | 5967420.50 | 6008137.50 | 4110076.12 | 398486.34 | 407443.69 | 387762.22 | 400644.03 | 2131682.73 | 120.0073 | 121.8027 | 116.5944 | 119.2590 | 356433.94 |
| 2021/10/8 | 6007709.00 | 6261556.50 | 6008109.50 | 6057889.50 | 3906397.11 | 400628.19 | 410661.78 | 398178.06 | 400031.88 | 1820922.35 | 119.2297 | 122.1890 | 118.6400 | 119.3095 | 289300.63 |
| 2021/10/9 | 6053616.50 | 6215926.00 | 6031768.50 | 6167709.50 | 3645676.38 | 399609.68 | 407106.38 | 397885.78 | 401213.31 | 1452793.08 | 119.1931 | 135.5677 | 118.9013 | 130.1495 | 543584.30 |
| 2021/10/10 | 6165981.50 | 6327324.00 | 6088721.00 | 6149479.00 | 4437982.89 | 401135.19 | 404302.09 | 383557.81 | 384637.63 | 1815682.86 | 130.1888 | 137.7499 | 126.9983 | 127.8198 | 580002.07 |
| 2021/10/11 | 6145274.00 | 6550702.50 | 6118917.00 | 6518166.00 | 4834621.46 | 383949.84 | 408972.78 | 379994.19 | 402005.56 | 2106683.16 | 127.6903 | 133.2291 | 125.8590 | 129.0245 | 456139.93 |
| 2021/10/12 | 6522933.00 | 6526040.50 | 6190032.50 | 6362807.00 | 4664580.79 | 402133.00 | 402133.00 | 387425.13 | 396540.88 | 2056131.03 | 129.0757 | 129.0757 | 121.4685 | 125.1032 | 449583.05 |
| 2021/10/13 | 6362489.50 | 6534394.50 | 6174884.00 | 6504002.50 | 4723158.37 | 396561.34 | 408544.28 | 387703.97 | 408611.41 | 1836866.85 | 125.1153 | 128.8274 | 122.3120 | 127.8558 | 416478.96 |
| 2021/10/14 | 6500799.50 | 6637015.00 | 6473485.00 | 6525145.50 | 4168126.57 | 408470.59 | 433666.78 | 407067.19 | 430977.59 | 2213333.80 | 127.7537 | 131.368 | | | |

| Date | 日経平均(^N225) | | | | | CME日経平均先物ドル建て(NKD) | | | | | CME日経平均先物円建て(NIY) | | | | | USDJPY |
|------------|-------------|-----------|-----------|-----------|--------------|--------------------|----------|----------|----------|--------|-------------------|----------|----------|----------|--------|--------|
| | Open | High | Low | Close | Volume | Open | High | Low | Close | Volume | Open | High | Low | Close | Volume | |
| 2021-10-22 | 28,578.53 | 28,989.50 | 28,546.57 | 28,804.85 | 59,100,000.0 | 28,565.0 | 29,010.0 | 28,450.0 | 28,720.0 | 5,877 | 28,545.0 | 28,990.0 | 28,420.0 | 28,700.0 | 37,952 | 113.44 |
| 2021-10-21 | 29,152.74 | 29,220.82 | 28,688.78 | 28,708.58 | 66,100,000.0 | 29,325.0 | 29,345.0 | 28,445.0 | 28,645.0 | 3,220 | 28,675.0 | 28,675.0 | 28,675.0 | 28,675.0 | | 114.01 |
| 2021-10-20 | 29,385.95 | 29,489.11 | 29,222.32 | 29,255.55 | 66,100,000.0 | 29,360.0 | 29,510.0 | 29,225.0 | 29,325.0 | 3,220 | 29,220.0 | 29,220.0 | 29,220.0 | 29,220.0 | | 114.34 |
| 2021-10-19 | 29,117.28 | 29,272.49 | 29,075.37 | 29,215.52 | 57,600,000.0 | 29,100.0 | 29,430.0 | 29,025.0 | 29,415.0 | 4,254 | 29,180.0 | 29,180.0 | 29,180.0 | 29,180.0 | | 114.38 |
| 2021-10-18 | 29,093.82 | 29,144.33 | 28,924.40 | 29,025.46 | 62,600,000.0 | 29,245.0 | 29,310.0 | 28,880.0 | 29,105.0 | 3,246 | 28,990.0 | 28,990.0 | 28,990.0 | 28,990.0 | | 114.32 |
| 2021-10-15 | 28,787.26 | 29,082.35 | 28,726.22 | 29,068.63 | 66,300,000.0 | 28,835.0 | 29,280.0 | 28,755.0 | 29,205.0 | 4,373 | 29,025.0 | 29,025.0 | 29,025.0 | 29,025.0 | | 114.21 |
| 2021-10-14 | 28,264.41 | 28,576.68 | 28,234.01 | 28,550.93 | 64,800,000.0 | 28,210.0 | 28,840.0 | 28,210.0 | 28,755.0 | 5,013 | 28,510.0 | 28,510.0 | 28,510.0 | 28,510.0 | | 113.67 |
| 2021-10-13 | 28,085.44 | 28,364.99 | 27,993.46 | 28,140.28 | 63,900,000.0 | 28,135.0 | 28,400.0 | 28,020.0 | 28,225.0 | 4,261 | 28,095.0 | 28,095.0 | 28,095.0 | 28,095.0 | | 113.26 |
| 2021-10-12 | 28,458.88 | 28,468.88 | 28,166.38 | 28,230.61 | 66,300,000.0 | 28,455.0 | 28,520.0 | 27,995.0 | 28,195.0 | 6,858 | 28,185.0 | 28,185.0 | 28,185.0 | 28,185.0 | | 113.61 |
| 2021-10-11 | 27,977.57 | 28,581.36 | 27,893.32 | 28,498.20 | 72,300,000.0 | 28,120.0 | 28,810.0 | 27,915.0 | 28,505.0 | 6,316 | 28,450.0 | 28,450.0 | 28,450.0 | 28,450.0 | | 113.33 |
| 2021-10-08 | 28,031.37 | 28,321.35 | 28,018.89 | 28,048.94 | 82,700,000.0 | 28,100.0 | 28,355.0 | 28,025.0 | 28,100.0 | 5,203 | 28,000.0 | 28,000.0 | 28,000.0 | 28,000.0 | | 112.21 |
| 2021-10-07 | 27,665.97 | 28,015.11 | 27,607.97 | 27,678.21 | 79,600,000.0 | 27,730.0 | 28,180.0 | 27,600.0 | 28,075.0 | 9,350 | 27,680.0 | 27,680.0 | 27,680.0 | 27,680.0 | | 111.62 |
| 2021-10-06 | 28,033.91 | 28,209.82 | 27,293.62 | 27,528.87 | ##### | 28,260.0 | 28,275.0 | 27,020.0 | 27,765.0 | 21,133 | 28,150.0 | 28,150.0 | 27,525.0 | 27,525.0 | 3 | 111.42 |
| 2021-10-05 | 28,050.39 | 28,058.67 | 27,460.29 | 27,822.12 | 88,200,000.0 | 27,920.0 | 28,320.0 | 27,495.0 | 28,215.0 | 10,883 | 27,585.0 | 28,000.0 | 27,575.0 | 28,000.0 | 9 | 111.48 |
| 2021-10-04 | 29,044.47 | 29,046.06 | 28,343.58 | 28,444.89 | 76,400,000.0 | 29,125.0 | 29,245.0 | 27,690.0 | 27,935.0 | 16,113 | 28,440.0 | 28,440.0 | 28,440.0 | 28,440.0 | 12 | 110.92 |
| 2021-10-01 | 29,235.11 | 29,393.67 | 28,680.73 | 28,771.07 | 82,200,000.0 | 29,355.0 | 29,455.0 | 28,730.0 | 29,100.0 | 9,948 | 28,760.0 | 28,760.0 | 28,760.0 | 28,760.0 | 12 | 111.03 |
| 2021-09-30 | 29,589.19 | 29,622.27 | 29,311.34 | 29,452.66 | 99,000,000.0 | 29,805.0 | 29,835.0 | 29,310.0 | 29,350.0 | 7,682 | 29,440.0 | 29,440.0 | 29,440.0 | 29,440.0 | 12 | 111.29 |
| 2021-09-29 | 29,611.92 | 29,679.26 | 29,329.16 | 29,544.29 | 94,700,000.0 | 29,595.0 | 29,890.0 | 29,400.0 | 29,750.0 | 8,172 | 29,530.0 | 29,530.0 | 29,530.0 | 29,530.0 | 12 | 111.96 |
| 2021-09-28 | 30,142.38 | 30,207.63 | 30,001.99 | 30,183.96 | 89,800,000.0 | 30,095.0 | 30,115.0 | 29,520.0 | 29,585.0 | 6,683 | 30,170.0 | 30,170.0 | 30,170.0 | 30,170.0 | 12 | 111.51 |
| 2021-09-27 | 30,277.82 | 30,414.61 | 30,197.40 | 30,240.06 | 74,600,000.0 | 30,085.0 | 30,280.0 | 30,015.0 | 30,105.0 | 3,258 | 30,225.0 | 30,225.0 | 30,225.0 | 30,225.0 | 12 | 110.98 |
| 2021-09-24 | 30,141.61 | 30,276.38 | 30,110.30 | 30,248.81 | 84,600,000.0 | 30,165.0 | 30,220.0 | 29,930.0 | 30,085.0 | 4,560 | 30,230.0 | 30,230.0 | 30,230.0 | 30,230.0 | 12 | 110.75 |
| 2021-09-23 | | | | | | 29,840.0 | 30,185.0 | 29,840.0 | 30,150.0 | 4,006 | 29,615.0 | 29,615.0 | 29,615.0 | 29,615.0 | 12 | 110.31 |
| 2021-09-22 | 29,744.73 | 29,868.10 | 29,573.88 | 29,639.40 | 69,000,000.0 | 29,780.0 | 29,965.0 | 29,480.0 | 29,840.0 | 7,007 | 29,615.0 | 29,615.0 | 29,615.0 | 29,615.0 | 12 | 109.79 |
| 2021-09-21 | 30,021.25 | 30,051.00 | 29,832.52 | 29,839.71 | 76,300,000.0 | 29,565.0 | 30,075.0 | 29,535.0 | 29,845.0 | 8,845 | 29,815.0 | 29,815.0 | 29,815.0 | 29,815.0 | 12 | 109.23 |
| 2021-09-20 | | | | | | 30,160.0 | 30,240.0 | 29,315.0 | 29,565.0 | 9,520 | 30,475.0 | 30,475.0 | 30,475.0 | 30,475.0 | 12 | 109.41 |
| 2021-09-17 | 30,387.54 | 30,541.99 | 30,358.93 | 30,500.05 | 97,900,000.0 | 30,325.0 | 30,450.0 | 30,100.0 | 30,210.0 | 6,643 | 30,285.0 | 30,470.0 | 30,285.0 | 30,470.0 | 12 | 109.93 |
| 2021-09-16 | 30,606.15 | 30,622.39 | 30,202.51 | 30,323.34 | 69,900,000.0 | 30,470.0 | 30,505.0 | 30,065.0 | 30,375.0 | 5,784 | 30,290.0 | 30,290.0 | 30,290.0 | 30,290.0 | 12 | 109.73 |
| 2021-09-15 | 30,464.17 | 30,573.41 | 30,347.30 | 30,511.71 | 68,600,000.0 | 30,200.0 | 30,485.0 | 30,175.0 | 30,460.0 | 5,509 | 30,475.0 | 30,475.0 | 30,475.0 | 30,475.0 | 12 | 109.36 |
| 2021-09-14 | 30,584.77 | 30,795.78 | 30,504.81 | 30,670.10 | 79,100,000.0 | 30,420.0 | 30,660.0 | 30,155.0 | 30,190.0 | 10,057 | 30,635.0 | 30,635.0 | 30,635.0 | 30,635.0 | 12 | 109.70 |
| 2021-09-13 | 30,372.02 | 30,447.37 | 30,229.01 | 30,447.37 | 64,600,000.0 | 30,000.0 | 30,605.0 | 30,000.0 | 30,465.0 | 10,617 | 30,410.0 | 30,410.0 | 30,410.0 | 30,410.0 | 12 | 110.01 |
| 2021-09-10 | 30,089.45 | 30,381.84 | 30,064.02 | 30,381.84 | 88,800,000.0 | 29,950.0 | 30,390.0 | 29,885.0 | 29,970.0 | 9,141 | 30,340.0 | 30,340.0 | 30,340.0 | 30,340.0 | 12 | 109.87 |
| 2021-09-09 | 29,959.21 | 30,097.56 | 29,909.92 | 30,008.19 | 78,800,000.0 | 29,945.0 | 30,255.0 | 29,870.0 | 30,130.0 | 7,590 | 29,950.0 | 30,265.0 | 29,865.0 | 30,130.0 | 12 | 109.74 |
| 2021-09-08 | 29,819.55 | 30,241.87 | 29,787.13 | 30,181.21 | 82,500,000.0 | 29,955.0 | 30,260.0 | 29,815.0 | 29,965.0 | 10,145 | 29,960.0 | 30,260.0 | 29,960.0 | 29,960.0 | 44,628 | 110.28 |
| 2021-09-07 | 29,883.92 | 30,048.23 | 29,838.43 | 29,916.14 | 75,200,000.0 | 29,605.0 | 30,205.0 | 29,480.0 | 29,965.0 | 26,804 | 29,600.0 | 30,205.0 | 29,475.0 | 29,965.0 | 89,244 | 110.27 |
| 2021-09-03 | 28,626.48 | 29,149.65 | 28,607.87 | 29,128.11 | 74,900,000.0 | 28,660.0 | 29,640.0 | 28,600.0 | 29,600.0 | 14,603 | 28,645.0 | 29,635.0 | 28,595.0 | 29,595.0 | 61,107 | 109.69 |
| 2021-09-02 | 28,522.46 | 28,626.20 | 28,412.91 | 28,543.51 | 60,100,000.0 | 28,575.0 | 28,735.0 | 28,420.0 | 28,610.0 | 5,055 | 28,540.0 | 28,735.0 | 28,415.0 | 28,610.0 | 25,681 | 109.94 |
| 2021-09-01 | 28,179.04 | 28,457.67 | 28,179.04 | 28,451.02 | 64,800,000.0 | 28,115.0 | 28,665.0 | 28,075.0 | 28,535.0 | 7,986 | 28,115.0 | 28,660.0 | 28,075.0 | 28,535.0 | 33,304 | 110.02 |
| 2021-08-31 | 27,690.77 | 27,602.21 | 28,089.54 | 27,725.00 | 75,900,000.0 | 27,725.0 | 28,205.0 | 27,600.0 | 28,070.0 | 6,622 | 27,730.0 | 28,200.0 | 27,600.0 | 28,070.0 | 35,982 | 110.01 |
| 2021-08-30 | 27,867.60 | 27,921.55 | 27,656.63 | 27,789.29 | 58,600,000.0 | 27,855.0 | 27,925.0 | 27,650.0 | 27,695.0 | 6,391 | 27,830.0 | 27,920.0 | 27,645.0 | 27,695.0 | 19,385 | 109.90 |
| 2021-08-27 | 27,581.24 | 27,670.66 | 27,481.23 | 27,641.14 | 49,200,000.0 | 27,690.0 | 27,875.0 | 27,460.0 | 27,865.0 | 3,576 | 27,660.0 | 27,865.0 | 27,455.0 | 27,855.0 | 19,376 | 109.83 |
| 2021-08-26 | 27,793.63 | 27,828.28 | 27,684.50 | 27,742.29 | 48,500,000.0 | 27,810.0 | 27,820.0 | 27,605.0 | 27,655.0 | 2,694 | 27,800.0 | 27,810.0 | 27,600.0 | 27,650.0 | 18,330 | 110.06 |
| 2021-08-25 | 27,768.13 | 27,897.72 | 27,684.05 | 27,724.80 | 51,500,000.0 | 27,805.0 | 27,890.0 | 27,655.0 | 27,805.0 | 3,971 | 27,800.0 | 27,880.0 | 27,645.0 | 27,800.0 | 17,917 | 110.01 |
| 2021-08-24 | 27,653.23 | 27,817.89 | 27,653.23 | 27,732.10 | 57,100,000.0 | 27,640.0 | 27,850.0 | 27,630.0 | 27,775.0 | 3,873 | 27,630.0 | 27,840.0 | 27,620.0 | 27,765.0 | 19,822 | 109.65 |
| 2021-08-23 | 27,193.10 | 27,541.63 | 27,193.10 | 27,494.24 | 56,800,000.0 | 27,230.0 | 27,635.0 | 27,200.0 | 27,605.0 | 3,473 | 27,230.0 | 27,630.0 | 27,190.0 | 27,600.0 | 22,562 | 109.68 |
| 2021-08-20 | 27,238.45 | 27,316.79 | 26,954.81 | 27,013.25 | 75,800,000.0 | 27,270.0 | 27,315.0 | 26,860.0 | 27,270.0 | 6,695 | 27,265.0 | 27,300.0 | 26,845.0 | 27,260.0 | 34,378 | 109.77 |
| 2021-08-19 | 27,398.58 | 27,504.80 | 27,255.58 | 27,281.17 | 65,100,000.0 | 27,395.0 | 27,505.0 | 26,965.0 | 27,265.0 | 6,268 | 27,380.0 | 27,495.0 | 26,950.0 | 27,250.0 | 43,888 | 109.76 |
| 2021-08-18 | 27,418.08 | 27,671.57 | 27,347.77 | 27,585.91 | 50,100,000.0 | 27,460.0 | 27,675.0 | 27,345.0 | 27,425.0 | 5,865 | 27,440.0 | 27,665.0 | 27,330.0 | 27,415.0 | 24,562 | 109.80 |
| 2021-08-17 | 27,666.94 | 27,750.39 | 27,424.47 | 27,424.47 | 49,600,000.0 | 27,670.0 | 27,750.0 | 27,240.0 | 27,465.0 | 3,700 | 27,660.0 | 27,740.0 | 27,230.0 | 27,455.0 | 31,405 | 109.58 |
| 2021-08-16 | 27,806.11 | 27,833.21 | 27,427.38 | 27,523.19 | 57,200,000.0 | 27,830.0 | 27,885.0 | 27,400.0 | 27,670.0 | 4,303 | 27,800.0 | 27,860.0 | 27,385.0 | 27,660.0 | 29,052 | 109.28 |
| 2021-08-13 | 28,038.96 | 28,070.00 | 27,949.33 | 27,977.15 | 55,800,000.0 | 28,100.0 | 28,130.0 | 27,845.0 | 27,915.0 | 3,044 | 28,085.0 | 28,115.0 | 27,825.0 | 27,900.0 | 15,721 | 109.56 |
| 2021-08-12 | 28,177.20 | 28,279.80 | 28,006.31 | 28,015.02 | 57,900,000.0 | 28,240.0 | 28,280.0 | 27,930.0 | 28,080.0 | 3,033 | 28,015.0 | 28,015.0 | 28,015.0 | 28,015.0 | 19,991 | 110.43 |
| 2021-08-11 | 28,045.84 | 28,146.68 | 27,974.99 | 28,070.51 | 67,100,000.0 | 27,990.0 | 28,255.0 | 27,950.0 | 28,245.0 | 3,218 | 28,070.0 | 28,070.0 | 28,070.0 | 28,070.0 | 110.43 | |
| 2021-08-10 | 27,887.03 | 28,128.61 | 27,808.54 | 27,888.15 | 61,400,000.0 | 27,940.0 | 28,130.0 | 27,800.0 | 27,975.0 | 3,504 | 27,885.0 | 27,885.0 | 27,885.0 | 27,885.0 | 110.56 | |
| 2021-08-09 | | | | | | 27,900.0 | 27,940.0 | 27,700.0 | 27,910.0 | 1,756 | 27,815.0 | 27,815.0 | 27,815.0 | 27,815.0 | 110.32 | |
| 2021-08-06 | 27,709.22 | 27,888.87 | 27,709.22 | 27,820.04 | 56,400,000.0 | 27,830.0 | 27,965.0 | | | | | | | | | |

IMM扱い8通貨/ダウ/日経/金/オイル/主要クロス円の過去5日及び過去5週の4本値

| AUDUSD | | | | | CADUSD | | | | | CHFUSD | | | | |
|------------|--------|--------|--------|--------|------------|--------|--------|--------|--------|------------|--------|--------|--------|--------|
| Date | Open | High | Low | Close | Date | Open | High | Low | Close | Date | Open | High | Low | Close |
| 2021/10/22 | 0.7468 | 0.7512 | 0.7454 | 0.7469 | 2021/10/22 | 0.8083 | 0.8116 | 0.8071 | 0.8085 | 2021/10/22 | 1.0891 | 1.0928 | 1.0887 | 1.0918 |
| 2021/10/21 | 0.7516 | 0.7546 | 0.7459 | 0.7468 | 2021/10/21 | 0.8117 | 0.8137 | 0.8075 | 0.8083 | 2021/10/21 | 1.0879 | 1.0904 | 1.0862 | 1.0892 |
| 2021/10/20 | 0.7473 | 0.7523 | 0.7465 | 0.7516 | 2021/10/20 | 0.8089 | 0.8125 | 0.8085 | 0.8118 | 2021/10/20 | 1.0833 | 1.0886 | 1.0808 | 1.0876 |
| 2021/10/19 | 0.7413 | 0.7486 | 0.7408 | 0.7473 | 2021/10/19 | 0.8079 | 0.8122 | 0.8076 | 0.8089 | 2021/10/19 | 1.0824 | 1.0887 | 1.0823 | 1.0833 |
| 2021/10/18 | 0.7419 | 0.7437 | 0.7379 | 0.7412 | 2021/10/18 | 0.8085 | 0.8098 | 0.8059 | 0.8079 | 2021/10/18 | 1.0822 | 1.0842 | 1.0784 | 1.0823 |

| CNYUSD | | | | | EURUSD | | | | | GBPUSD | | | | |
|------------|--------|--------|--------|--------|------------|--------|--------|--------|--------|------------|--------|--------|--------|--------|
| Date | Open | High | Low | Close | Date | Open | High | Low | Close | Date | Open | High | Low | Close |
| 2021/10/22 | 0.1564 | 0.1567 | 0.1563 | 0.1566 | 2021/10/22 | 1.1626 | 1.1655 | 1.1622 | 1.1643 | 2021/10/22 | 1.3796 | 1.3815 | 1.3737 | 1.3761 |
| 2021/10/21 | 0.1564 | 0.1566 | 0.1563 | 0.1564 | 2021/10/21 | 1.1649 | 1.1668 | 1.1620 | 1.1626 | 2021/10/21 | 1.3826 | 1.3833 | 1.3777 | 1.3794 |
| 2021/10/20 | 0.1569 | 0.1569 | 0.1564 | 0.1565 | 2021/10/20 | 1.1632 | 1.1658 | 1.1617 | 1.1649 | 2021/10/20 | 1.3793 | 1.3834 | 1.3743 | 1.3827 |
| 2021/10/19 | 0.1556 | 0.1567 | 0.1556 | 0.1567 | 2021/10/19 | 1.1611 | 1.1669 | 1.1609 | 1.1631 | 2021/10/19 | 1.3729 | 1.3833 | 1.3728 | 1.3793 |
| 2021/10/18 | 0.1555 | 0.1555 | 0.1553 | 0.1555 | 2021/10/18 | 1.1601 | 1.1623 | 1.1572 | 1.1611 | 2021/10/18 | 1.3757 | 1.3766 | 1.3710 | 1.3728 |

| JPYUSD | | | | | MXNUSD | | | | | NZDUSD | | | | |
|------------|--------|--------|--------|--------|------------|--------|--------|--------|--------|------------|--------|--------|--------|--------|
| Date | Open | High | Low | Close | Date | Open | High | Low | Close | Date | Open | High | Low | Close |
| 2021/10/22 | 0.8771 | 0.8817 | 0.8756 | 0.8815 | 2021/10/22 | 4.9288 | 4.9681 | 4.9182 | 4.9567 | 2021/10/22 | 0.7156 | 0.7189 | 0.7132 | 0.7154 |
| 2021/10/21 | 0.8746 | 0.8799 | 0.8740 | 0.8771 | 2021/10/21 | 4.9494 | 4.9501 | 4.9143 | 4.9288 | 2021/10/21 | 0.7197 | 0.7219 | 0.7141 | 0.7156 |
| 2021/10/20 | 0.8743 | 0.8765 | 0.8719 | 0.8746 | 2021/10/20 | 4.9411 | 4.9595 | 4.9313 | 4.9494 | 2021/10/20 | 0.7150 | 0.7208 | 0.7147 | 0.7197 |
| 2021/10/19 | 0.8748 | 0.8781 | 0.8742 | 0.8743 | 2021/10/19 | 4.8996 | 4.9463 | 4.8939 | 4.9411 | 2021/10/19 | 0.7083 | 0.7173 | 0.7083 | 0.7150 |
| 2021/10/18 | 0.8752 | 0.8771 | 0.8737 | 0.8748 | 2021/10/18 | 4.9146 | 4.9234 | 4.8792 | 4.8996 | 2021/10/18 | 0.7087 | 0.7105 | 0.7050 | 0.7083 |

| Nikkei 225 - Japan (NIX) | | | | | 出来高 | |
|--------------------------|----------|----------|----------|----------|----------|---------------------|
| Date | Open | High | Low | Close | (ドル建て終値) | 出来高 |
| 2021/10/22 | 28578.53 | 28989.50 | 28547.24 | 28804.85 | 253.92 | 0 |
| 2021/10/21 | 29152.74 | 29220.72 | 28689.05 | 28708.58 | 251.81 | 591458200 |
| 2021/10/20 | 29385.95 | 29489.11 | 29222.32 | 29255.55 | 255.86 | 661082500 |
| 2021/10/19 | 29117.28 | 29272.49 | 29076.34 | 29215.52 | 255.43 | 576447900 |
| 2021/10/18 | 29093.82 | 29144.33 | 28925.32 | 29025.46 | 253.90 | 625648900 |
| 週4本値 | 29093.82 | 29489.11 | 28547.24 | 28804.85 | 253.92 | (N225銘柄計) (東証一部全体計) |

| XAUUSD | | | | |
|------------|---------|---------|---------|---------|
| Date | Open | High | Low | Close |
| 2021/10/22 | 1783.34 | 1813.74 | 1783.04 | 1794.13 |
| 2021/10/21 | 1782.20 | 1789.31 | 1776.62 | 1782.83 |
| 2021/10/20 | 1769.36 | 1788.44 | 1766.97 | 1782.04 |
| 2021/10/19 | 1765.02 | 1785.16 | 1763.01 | 1769.54 |
| 2021/10/18 | 1767.88 | 1772.10 | 1760.42 | 1764.87 |
| 週4本値 | 1767.88 | 1813.74 | 1760.42 | 1794.13 |

| Dow Jones Industrial - USA (DJIA) | | | | | 出来高 |
|-----------------------------------|----------|----------|----------|----------|-----------|
| Date | Open | High | Low | Close | 出来高 |
| 2021/10/22 | 35607.72 | 35765.02 | 35533.95 | 35677.02 | 349082290 |
| 2021/10/21 | 35520.32 | 35612.36 | 35442.53 | 35603.08 | 298390000 |
| 2021/10/20 | 35475.16 | 35669.69 | 35465.71 | 35609.34 | 265750000 |
| 2021/10/19 | 35325.37 | 35462.68 | 35290.12 | 35457.31 | 278510000 |
| 2021/10/18 | 35221.02 | 35327.57 | 35035.94 | 35258.61 | 312640000 |
| 週4本値 | 35221.02 | 35765.02 | 35035.94 | 35677.02 | |

Historical Data by

 Arrangement by


| Crude Light Oil | | | | | 出来高 |
|-----------------|-------|-------|-------|-------|--------|
| Date | Open | High | Low | Close | 出来高 |
| 2021/10/22 | 82.61 | 84.22 | 81.76 | 83.98 | 449253 |
| 2021/10/21 | 83.58 | 83.96 | 80.79 | 82.50 | 530693 |
| 2021/10/20 | 83.34 | 84.25 | 81.30 | 83.87 | 530693 |
| 2021/10/19 | 82.37 | 83.74 | 81.80 | 82.96 | 82607 |
| 2021/10/18 | 82.60 | 83.87 | 81.84 | 82.44 | 134098 |
| 週4本値 | 82.60 | 84.25 | 80.79 | 83.98 | |

| USDJPY | | | | | EURJPY | | | | | GBPJPY | | | | |
|------------|--------|--------|--------|--------|------------|--------|--------|--------|--------|------------|--------|--------|--------|--------|
| 日付 | 始値 | 高値 | 安値 | 終値 | 日付 | 始値 | 高値 | 安値 | 終値 | 日付 | 始値 | 高値 | 安値 | 終値 |
| 2021/10/22 | 114.01 | 114.21 | 113.42 | 113.44 | 2021/10/22 | 132.54 | 132.80 | 131.92 | 132.08 | 2021/10/22 | 157.29 | 157.66 | 155.93 | 156.11 |
| 2021/10/21 | 114.34 | 114.42 | 113.65 | 114.01 | 2021/10/21 | 133.20 | 133.38 | 132.26 | 132.54 | 2021/10/21 | 158.09 | 158.21 | 156.78 | 157.26 |
| 2021/10/20 | 114.37 | 114.70 | 114.09 | 114.34 | 2021/10/20 | 133.04 | 133.48 | 132.74 | 133.20 | 2021/10/20 | 157.76 | 158.22 | 157.03 | 158.10 |
| 2021/10/19 | 114.32 | 114.40 | 113.89 | 114.38 | 2021/10/19 | 132.74 | 133.19 | 132.63 | 133.04 | 2021/10/19 | 156.95 | 158.06 | 156.88 | 157.77 |
| 2021/10/18 | 114.26 | 114.45 | 114.02 | 114.32 | 2021/10/18 | 132.55 | 132.79 | 132.15 | 132.73 | 2021/10/18 | 157.18 | 157.39 | 156.62 | 156.94 |

| USDJPY Weekly | | | | | EURJPY Weekly | | | | | GBPJPY Weekly | | | | |
|---------------|--------|--------|--------|--------|---------------|--------|--------|--------|--------|---------------|--------|--------|--------|--------|
| 日付 | 始値 | 高値 | 安値 | 終値 | 日付 | 始値 | 高値 | 安値 | 終値 | 日付 | 始値 | 高値 | 安値 | 終値 |
| 2021/10/22 | 114.26 | 114.70 | 113.42 | 113.44 | 2021/10/22 | 132.55 | 133.48 | 131.92 | 132.08 | 2021/10/22 | 157.18 | 158.22 | 155.93 | 156.11 |
| 2021/10/15 | 112.23 | 114.46 | 112.18 | 114.21 | 2021/10/15 | 129.89 | 132.78 | 129.81 | 132.52 | 2021/10/15 | 152.92 | 157.42 | 152.81 | 156.96 |
| 2021/10/08 | 110.94 | 112.25 | 110.83 | 112.21 | 2021/10/08 | 128.65 | 129.91 | 128.34 | 129.84 | 2021/10/08 | 150.28 | 152.94 | 150.22 | 152.83 |
| 2021/10/01 | 110.72 | 112.08 | 110.54 | 111.03 | 2021/10/01 | 129.77 | 130.48 | 128.55 | 128.77 | 2021/10/01 | 151.34 | 152.57 | 149.23 | 150.46 |
| 2021/09/24 | 109.95 | 110.79 | 109.12 | 110.75 | 2021/09/24 | 128.95 | 129.81 | 127.93 | 129.76 | 2021/09/24 | 151.03 | 151.74 | 148.96 | 151.41 |

先週のIMM取り扱い対ドル8通貨チャート

※ 赤点線は週最高値/青天線は週最低値、BB中心線はSMA21

2021/10/18 ~ 2021/10/22

Chart by OANDA Japan MetaTrader4



Pivot Maker Ver 3.0 by FX_勝てば官軍?

<https://fx.najirane.com>