

JAPANESE YEN - CHICAGO MERCANTILE EXCHANGE

Code-097741

2021/05/25

~

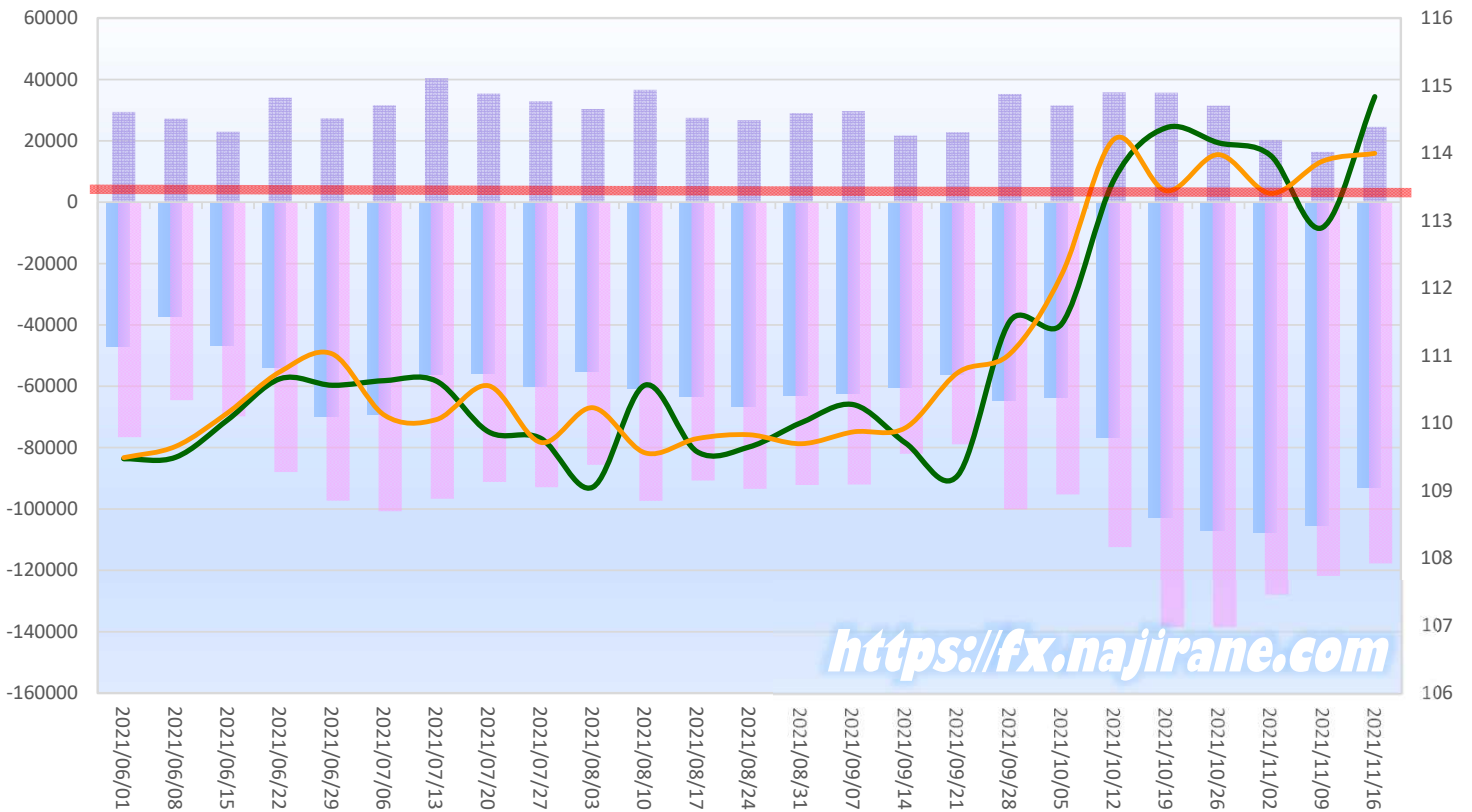
2021/11/16

2021/11/19 NYクローズ時公表値

Report_Date	Non Commercial Positions												火曜日 引け値	金曜日 引け値
	Long	増減	増減(%)	Short	増減	増減(%)	売り越し	増減	増減(%)	売買計	増減	増減(%)		
2021/11/16	24635	8195	49.8%	117761	-4030	-3.3%	93126	-12225	-11.6%	142396	4165	3.0%	114.84	114.00
2021/11/09	16440	-3897	-19.2%	121791	-6170	-4.8%	105351	-2273	-2.1%	138231	-10067	-6.8%	112.90	113.88
2021/11/02	20337	-11150	-35.4%	127961	-10562	-7.6%	107624	588	0.5%	148298	-21712	-12.8%	113.97	113.40
2021/10/26	31487	-4226	-11.8%	138523	76	0.1%	107036	4302	4.2%	170010	-4150	-2.4%	114.15	113.98
2021/10/19	35713	-97	-0.3%	138447	26003	23.1%	102734	26100	34.1%	174160	25906	17.5%	114.38	113.44
2021/10/12	35810	4241	13.4%	112444	17181	18.0%	76634	12940	20.3%	148254	21422	16.9%	113.61	114.21
2021/10/05	31569	-3759	-10.6%	95263	-4825	-4.8%	63694	-1066	-1.6%	126832	-8584	-6.3%	111.48	112.21
2021/09/28	35328	12484	54.6%	100088	21173	26.8%	64760	8689	15.5%	135416	33657	33.1%	111.51	111.03
2021/09/21	22844	1116	5.1%	78915	-3108	-3.8%	56071	-4224	-7.0%	101759	-1992	-1.9%	109.23	110.75
2021/09/14	21728	-7976	-26.9%	82023	-10006	-10.9%	60295	-2030	-3.3%	103751	-17982	-14.8%	109.70	109.93
2021/09/07	29704	674	2.3%	92029	-131	-0.1%	62325	-805	-1.3%	121733	543	0.4%	110.27	109.87
2021/08/31	29030	2267	8.5%	92160	-1274	-1.4%	63130	-3541	-5.3%	121190	993	0.8%	110.01	109.69
2021/08/24	26763	-769	-2.8%	93434	2694	3.0%	66671	3463	5.5%	120197	1925	1.6%	109.65	109.83
2021/08/17	27532	-9152	-24.9%	90740	-6601	-6.8%	63208	2551	4.2%	118272	-15753	-11.8%	109.58	109.77
2021/08/10	36684	6275	20.6%	97341	11742	13.7%	60657	5467	9.9%	134025	18017	15.5%	110.56	109.56
2021/08/03	30409	-2566	-7.8%	85599	-7310	-7.9%	55190	-4744	-7.9%	116008	-9876	-7.8%	109.05	110.23
2021/07/27	32975	-2499	-7.0%	92909	1704	1.9%	59934	4203	7.5%	125884	-795	-0.6%	109.77	109.71
2021/07/20	35474	-4966	-12.3%	91205	-5485	-5.7%	55731	-519	-0.9%	126679	-10451	-7.6%	109.87	110.55
2021/07/13	40440	8815	27.9%	96690	-4071	-4.0%	56250	-12886	-18.6%	137130	4744	3.6%	110.62	110.05
2021/07/06	31625	4245	15.5%	100761	3486	3.6%	69136	-759	-1.1%	132386	7731	6.2%	110.63	110.12
2021/06/29	27380	-6738	-19.7%	97275	9295	10.6%	69895	16033	29.8%	124655	2557	2.1%	110.56	111.03
2021/06/22	34118	11144	48.5%	87980	18156	26.0%	53862	7012	15.0%	122098	29300	31.6%	110.66	110.76
2021/06/15	22974	-4274	-15.7%	69824	5262	8.2%	46850	9536	25.6%	92798	988	1.1%	110.05	110.16
2021/06/08	27248	-2214	-7.5%	64562	-12015	-15.7%	37314	-9801	-20.8%	91810	-14229	-13.4%	109.50	109.66
2021/06/01	29462	5299	21.9%	76577	2258	3.0%	47115	-3041	-6.1%	106039	7557	7.7%	109.47	109.49
2021/05/25	24163			74319			50156			98482			108.77	109.83

JAPANESE YEN - CHICAGO MERCANTILE EXCHANGE  
FUTURES ONLY POSITIONS

売越し Long Short 火曜終値 金曜終値



**EURO FX - CHICAGO MERCANTILE EXCHANGE**

Code-099741

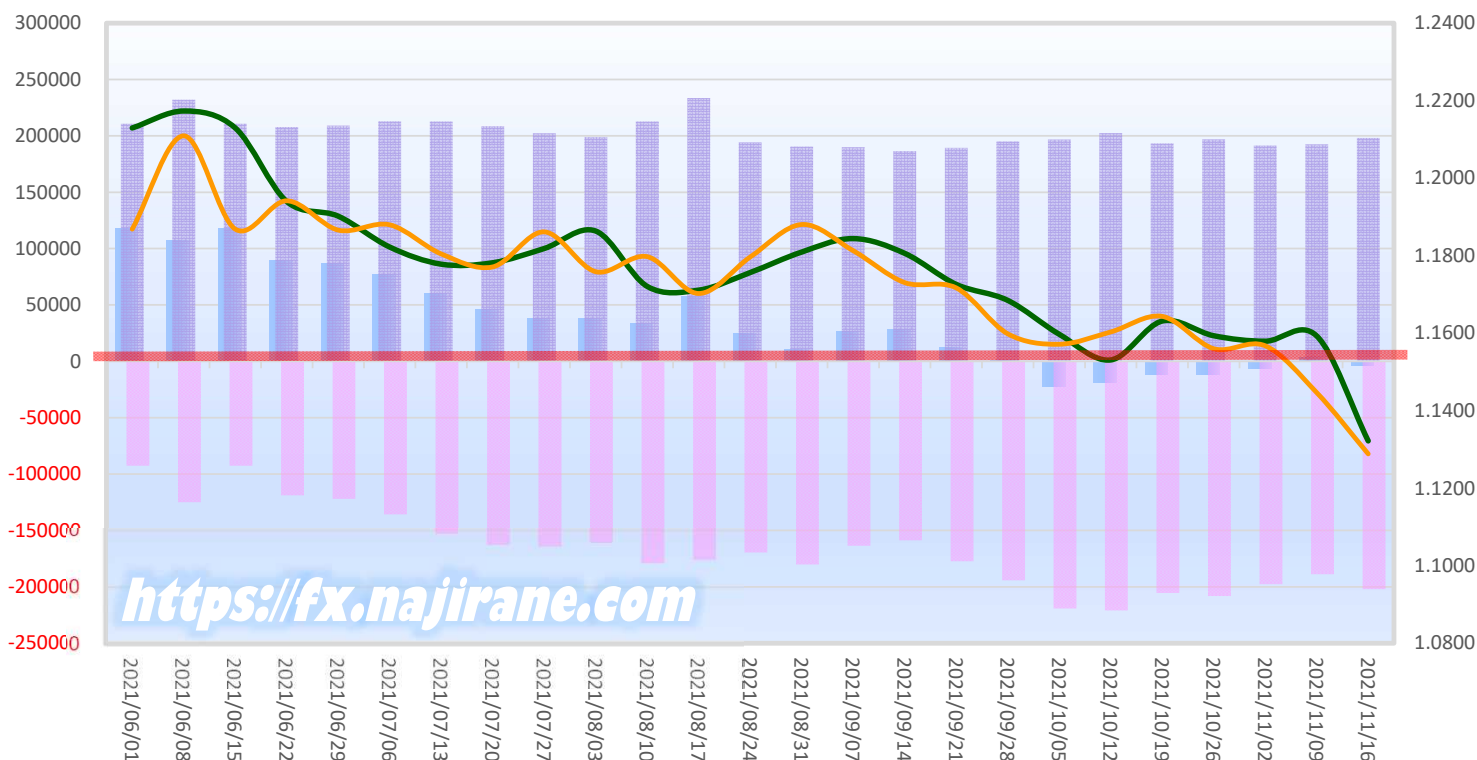
2021/05/25 ~ 2021/11/16

2021/11/19 NYクローズ時公表値

Report_Date	Non Commercial Positions											火曜日 引け値	金曜日 引け値	
	Long	増減		Short	増減		売り越し	増減		売買計	増減			
2021/11/16	198181	5637	2.9%	202007	13236	7.0%	3826	-7599	-201.4%	400188	18873	4.9%	1.1322	1.1288
2021/11/09	192544	1048	0.5%	188771	-8863	-4.5%	-3773	-9911	-161.5%	381315	-7815	-2.0%	1.1592	1.1446
2021/11/02	191496	-5384	-2.7%	197634	-10502	-5.0%	6138	-5118	-45.5%	389130	-15886	-3.9%	1.1579	1.1567
2021/10/26	196880	3560	1.8%	208136	2709	1.3%	11256	-851	-7.0%	405016	6269	1.6%	1.1593	1.1560
2021/10/19	193320	-9192	-4.5%	205427	-15483	-7.0%	12107	-6291	-34.2%	398747	-24675	-5.8%	1.1631	1.1643
2021/10/12	202512	5693	2.9%	220910	1757	0.8%	18398	-3936	-17.6%	423422	7450	1.8%	1.1531	1.1603
2021/10/05	196819	1776	0.9%	219153	24982	12.9%	22334	-23206	-2661.2%	415972	26758	6.9%	1.1597	1.1571
2021/09/28	195043	5637	3.0%	194171	16860	9.5%	-872	-11223	-92.8%	389214	22497	6.1%	1.1685	1.1598
2021/09/21	189406	2852	1.5%	177311	18562	11.7%	-12095	-15710	-56.5%	366717	21414	6.2%	1.1726	1.1717
2021/09/14	186554	-3350	-1.8%	158749	-4847	-3.0%	-27805	1497	5.7%	345303	-8197	-2.3%	1.1806	1.1731
2021/09/07	189904	-689	-0.4%	163596	-16521	-9.2%	-26308	15832	151.1%	353500	-17210	-4.6%	1.1844	1.1813
2021/08/31	190593	-3576	-1.8%	180117	10578	6.2%	-10476	-14154	-57.5%	370710	7002	1.9%	1.1809	1.1880
2021/08/24	194169	-39360	-16.9%	169539	-6350	-3.6%	-24630	-33010	-57.3%	363708	-45710	####	1.1756	1.1796
2021/08/17	233529	20720	9.7%	175889	-3063	-1.7%	-57640	23783	70.2%	409418	17657	4.5%	1.1711	1.1702
2021/08/10	212809	13742	6.9%	178952	17892	11.1%	-33857	-4150	-10.9%	391761	31634	8.8%	1.1721	1.1797
2021/08/03	199067	-3178	-1.6%	161060	-3059	-1.9%	-38007	-119	-0.3%	360127	-6237	-1.7%	1.1863	1.1759
2021/07/27	202245	-6424	-3.1%	164119	1272	0.8%	-38126	-7696	-16.8%	366364	-5152	-1.4%	1.1818	1.1861
2021/07/20	208669	-4182	-2.0%	162847	9709	6.3%	-45822	-13891	-23.3%	371516	5527	1.5%	1.1782	1.1771
2021/07/13	212851	-147	-0.1%	153138	17330	12.8%	-59713	-17477	-22.6%	365989	17183	4.9%	1.1778	1.1804
2021/07/06	212998	3940	1.9%	135808	13896	11.4%	-77190	-9956	-11.4%	348806	17836	5.4%	1.1822	1.1880
2021/06/29	209058	1195	0.6%	121912	3106	2.6%	-87146	-1911	-2.1%	330970	4301	1.3%	1.1902	1.1866
2021/06/22	207863	-2953	-1.4%	118806	26176	28.3%	-89057	-29129	-24.6%	326669	23223	7.7%	1.1940	1.1941
2021/06/15	210816	-21287	-9.2%	92630	-32260	-25.8%	-118186	10973	10.2%	303446	-53547	####	1.2129	1.1868
2021/06/08	232103	-5257	-2.2%	124890	-3148	-2.5%	-107213	-2109	-1.9%	356993	-8405	-2.3%	1.2173	1.2109
2021/06/01	237360	1257	0.5%	128038	-4065	-3.1%	-109322	5322	5.1%	365398	-2808	-0.8%	1.2214	1.2169
2021/05/25	236103			132103			-104000			368206			1.2250	1.2195

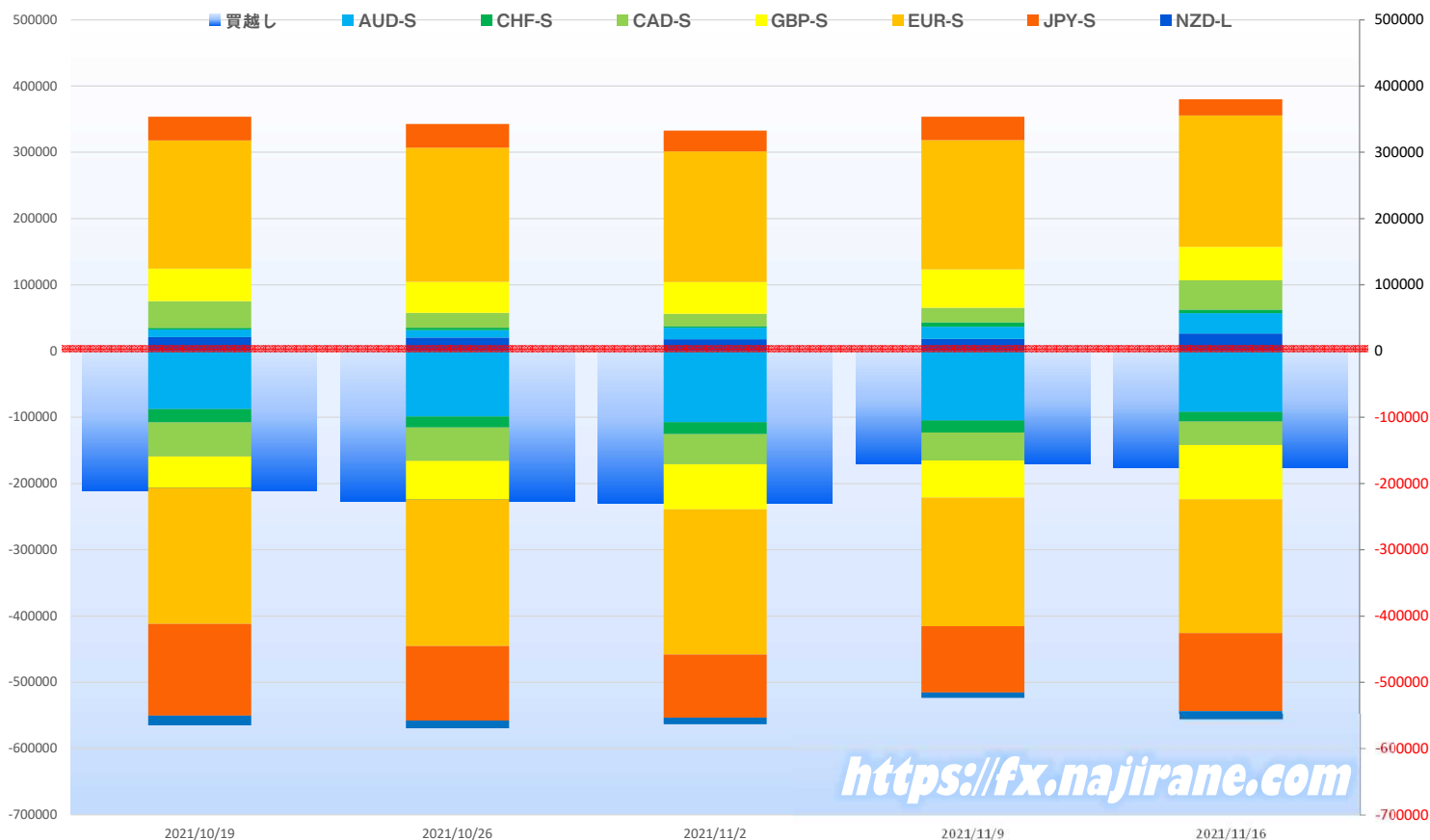
**EURO FX - CHICAGO MERCANTILE EXCHANGE  
FUTURES ONLY POSITIONS**

■ 売越し ■ Long ■ Short ■ 火曜終値 ■ 金曜終値



	2021/10/19			2021/10/26			2021/11/02			2021/11/09			2021/11/16		
	Long	Short	売り越し	Long	Short	売り越し	Long	Short	売り越し	Long	Short	売り越し	Long	Short	売り越し
JPY	35713	138447	102734	31487	138523	107036	20337	127961	107624	16440	121791	105351	24635	117761	93126
	前週比 枚数増減 (枚)			-4226	76	4302	-11150	-10562	588	-3897	-6170	-2273	8195	-4030	-12225
	前週比 枚数増減 (%)			-11.8%	0.1%	4.2%	-35.4%	-7.6%	0.5%	-19.2%	-4.8%	-2.1%	49.8%	-3.3%	-11.6%
EUR	193320	205427	12107	196880	208136	11256	191496	197634	6138	192544	188771	-3773	198181	202007	3826
	前週比 枚数増減 (枚)			3560	2709	-851	-5384	-10502	-5118	1048	-8863	9911	5637	13236	7599
	前週比 枚数増減 (%)			1.8%	1.3%	-7.0%	-2.7%	-5.0%	-45.5%	0.5%	-4.5%	161.5%	2.9%	7.0%	201.4%
GBP	49112	47497	-1615	51912	36959	-14953	57255	42208	-15047	54004	66097	12093	50443	82042	31599
	前週比 枚数増減 (枚)			2800	-10538	13338	5343	5249	94	-3251	23889	27140	-3561	15945	19506
	前週比 枚数増減 (%)			5.7%	-22.2%	825.9%	10.3%	14.2%	0.6%	-5.7%	56.6%	180.4%	-6.6%	24.1%	161.3%
AUD	11632	87690	76058	17448	92694	75246	19187	94683	75496	23844	87268	63424	30760	91913	61153
	前週比 枚数増減 (枚)			5816	5004	-812	1739	1989	250	4657	-7415	-12072	6916	4645	-2271
	前週比 枚数増減 (%)			50.0%	5.7%	-1.1%	10.0%	2.1%	0.3%	24.3%	-7.8%	-16.0%	29.0%	5.3%	-3.6%
CAD	40380	51304	10924	45977	42657	-3320	42037	37875	-4162	43961	38857	-5104	44147	35438	-8709
	前週比 枚数増減 (枚)			5597	-8647	14244	-3940	-4782	842	1924	982	942	186	-3419	3605
	前週比 枚数増減 (%)			13.9%	-16.9%	130.4%	-8.6%	-11.2%	25.4%	4.6%	2.6%	22.6%	0.4%	-8.8%	70.6%
CHF	2365	19949	17584	1246	20625	19379	1439	22087	20648	4690	21733	17043	5502	14391	8889
	前週比 枚数増減 (枚)			-1119	676	1795	193	1462	1269	3251	-354	-3605	812	-7342	-8154
	前週比 枚数増減 (%)			-47.3%	3.4%	10.2%	15.5%	7.1%	6.5%	225.9%	-1.6%	-17.5%	17.3%	-33.8%	-47.8%
NZD	21004	14564	-6440	24490	15584	-8906	27504	13643	-13861	25312	12430	-12882	26388	12423	-13965
	前週比 枚数増減 (枚)			3486	1020	2466	3014	-1941	4955	-2192	-1213	-979	1076	-7	1083
	前週比 枚数増減 (%)			16.6%	7.0%	38.3%	12.3%	-12.5%	55.6%	-8.0%	-8.9%	-7.1%	4.3%	-0.1%	8.4%
MXN	70192	108763	38571	63677	106966	43289	61553	112571	51018	61791	110198	48407	69984	117639	47655
	前週比 枚数増減 (枚)			-6515	-1797	4718	-2124	5605	7729	238	-2373	-2611	8193	7441	-752
	前週比 枚数増減 (%)			-9.3%	-1.7%	12.2%	-3.3%	5.2%	17.9%	0.4%	-2.1%	-5.1%	13.3%	6.8%	-1.6%
Total All 8	423718	673641	249923	433117	662144	229027	420808	648662	227854	422586	647145	224559	450040	673614	223574
	前週比 枚数増減 (枚)			9399	-11497	-20896	-12309	-13482	-1173	1778	-1517	-3295	27454	26469	-985
	前週比 枚数増減 (%)			2.2%	-1.7%	-8.4%	-2.8%	-2.0%	-0.5%	0.4%	-0.2%	-1.4%	6.5%	4.1%	-0.4%
Total 7 (MXN除く)	353526	564878	211352	369440	555178	185738	359255	536091	176836	360795	536947	176152	380056	555975	175919
	前週比 枚数増減 (枚)			15914	-9700	-25614	-10185	-19087	-8902	1540	856	-684	19261	19028	-233
	前週比 枚数増減 (%)			4.5%	-1.7%	-12.1%	-2.8%	-3.4%	-4.8%	0.4%	0.2%	-0.4%	5.3%	3.5%	-0.1%

## 直近5週 CFTC IMM主要7通貨の売買構成

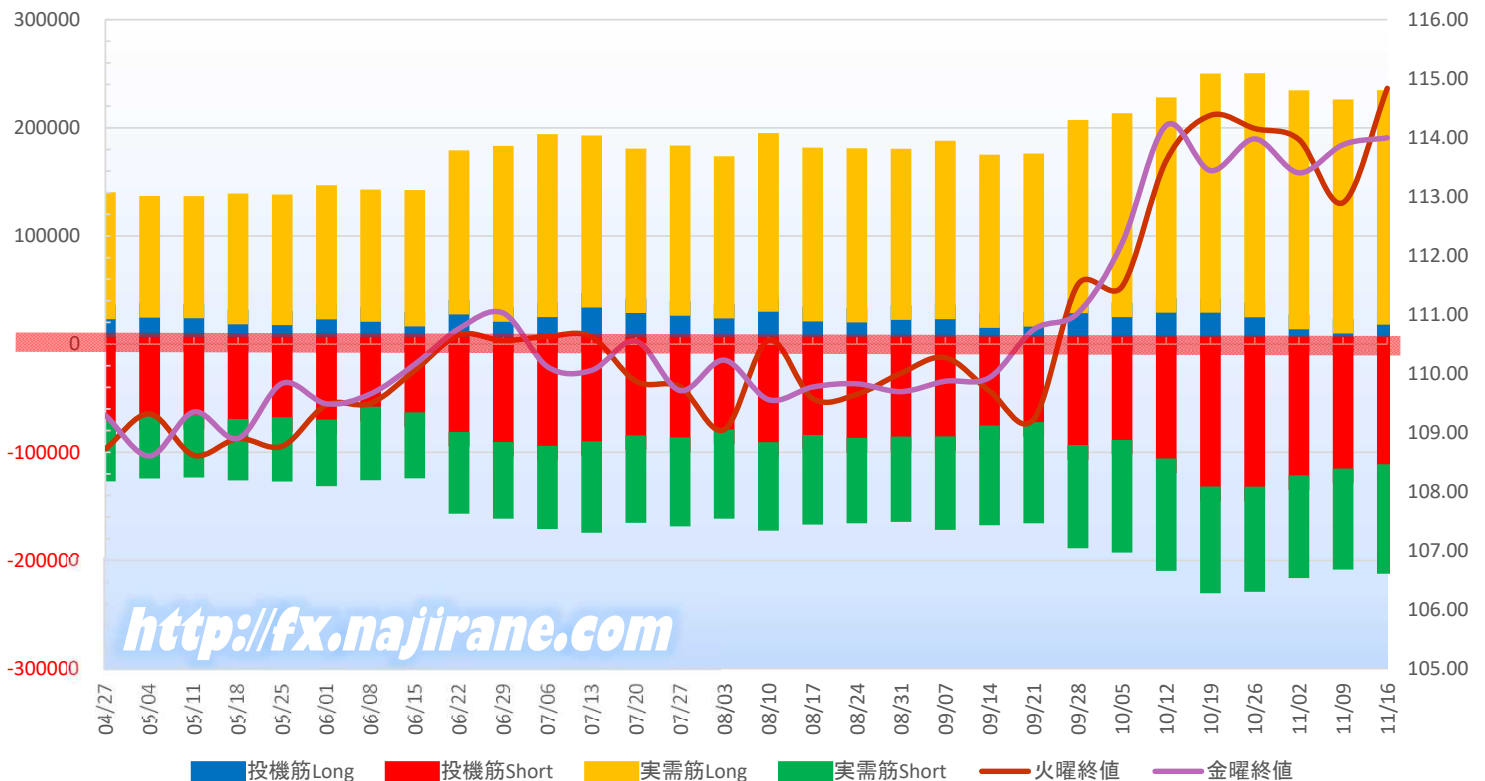


JAPANESE YEN - CHICAGO MERCANTILE EXCHANGE  
FUTURES ONLY POSITIONS

Code-097741  
2021/11/19 公表値

Date	投機筋集計				実需筋集計				投機筋+実需筋合計				ドル円終値	
	円買い	円売り	売り越し	売買計	円買い	円売り	売り越し	売買計	円買い	円売り	売り越し	売買計	火曜締め	金曜締め
2021/11/16	24635	117761	93126	142396	203468	87710	-115758	291178	228103	205471	-22632	433574	114.84	114.00
2021/11/09	16440	121791	105351	138231	203044	79845	-123199	282889	219484	201636	-17848	421120	112.90	113.88
2021/11/02	20337	127961	107624	148298	207612	81607	-126005	289219	227949	209568	-18381	437517	113.97	113.40
2021/10/26	31487	138523	107036	170010	212303	83757	-128546	296060	243790	222280	-21510	466070	114.15	113.98
2021/10/19	35713	138447	102734	174160	207735	85095	-122640	292830	243448	223542	-19906	466990	114.38	113.44
2021/10/12	35810	112444	76634	148254	185560	90468	-95092	276028	221370	202912	-18458	424282	113.61	114.21
2021/10/05	31569	95263	63694	126832	175160	90697	-84463	265857	206729	185960	-20769	392689	111.48	112.21
2021/09/28	35328	100088	64760	135416	165246	81967	-83279	247213	200574	182055	-18519	382629	111.51	111.03
2021/09/21	22844	78915	56071	101759	146680	80086	-66594	226766	169524	159001	-10523	328525	109.23	110.75
2021/09/14	21728	82023	60295	103751	146716	78681	-68035	225397	168444	160704	-7740	329148	109.70	109.93
2021/09/07	29704	92029	62325	121733	151585	73003	-78582	224588	181289	165032	-16257	346321	110.27	109.87
2021/08/31	29030	92160	63130	121190	144849	65434	-79415	210283	173879	157594	-16285	331473	110.01	109.69
2021/08/24	26763	93434	66671	120197	147612	65542	-82070	213154	174375	158976	-15399	333351	109.65	109.83
2021/08/17	27532	90740	63208	118272	147403	69312	-78091	216715	174935	160052	-14883	334987	109.58	109.77
2021/08/10	36684	97341	60657	134025	151720	68459	-83261	220179	188404	165800	-22604	354204	110.56	109.56
2021/08/03	30409	85599	55190	116008	136596	68989	-67607	205585	167005	154588	-12417	321593	109.05	110.23
2021/07/27	32975	92909	59934	125884	143819	68805	-75014	212624	176794	161714	-15080	338508	109.77	109.71
2021/07/20	35474	91205	55731	126679	138577	67311	-71266	205888	174051	158516	-15535	332567	109.87	110.55
2021/07/13	40440	96690	56250	137130	145716	70980	-74736	216696	186156	167670	-18486	353826	110.62	110.05
2021/07/06	31625	100761	69136	132386	155707	63576	-92131	219283	187332	164337	-22995	351669	110.63	110.12
2021/06/29	27380	97275	69895	124655	149165	57450	-91715	206615	176545	154725	-21820	331270	110.56	111.03
2021/06/22	34118	87980	53862	122098	138242	62072	-76170	200314	172360	150052	-22308	322412	110.66	110.76
2021/06/15	22974	69824	46850	92798	112798	47481	-65317	160279	135772	117305	-18467	253077	110.05	110.16
2021/06/08	27248	64562	37314	91810	108879	54611	-54268	163490	136127	119173	-16954	255300	109.50	109.66
2021/06/01	29462	76577	47115	106039	110690	48111	-62579	158801	140152	124688	-15464	264840	109.47	109.49
2021/05/25	24163	74319	50156	98482	107377	46024	-61353	153401	131540	120343	-11197	251883	108.77	109.83
2021/05/18	24965	75913	50948	100878	107486	43385	-64101	150871	132451	119298	-13153	251749	108.90	108.90
2021/05/11	30491	72219	41728	102710	99644	44421	-55223	144065	130135	116640	-13495	246775	108.62	109.35
2021/05/04	31208	72700	41492	103908	99092	44761	-54331	143853	130300	117461	-12839	247761	109.32	108.60
2021/04/27	29673	78182	48509	107855	103999	42071	-61928	146070	133672	120253	-13419	253925	108.72	109.29

JAPANESE YEN - CHICAGO MERCANTILE EXCHANGE  
FUTURES ONLY POSITIONS Cord-097741

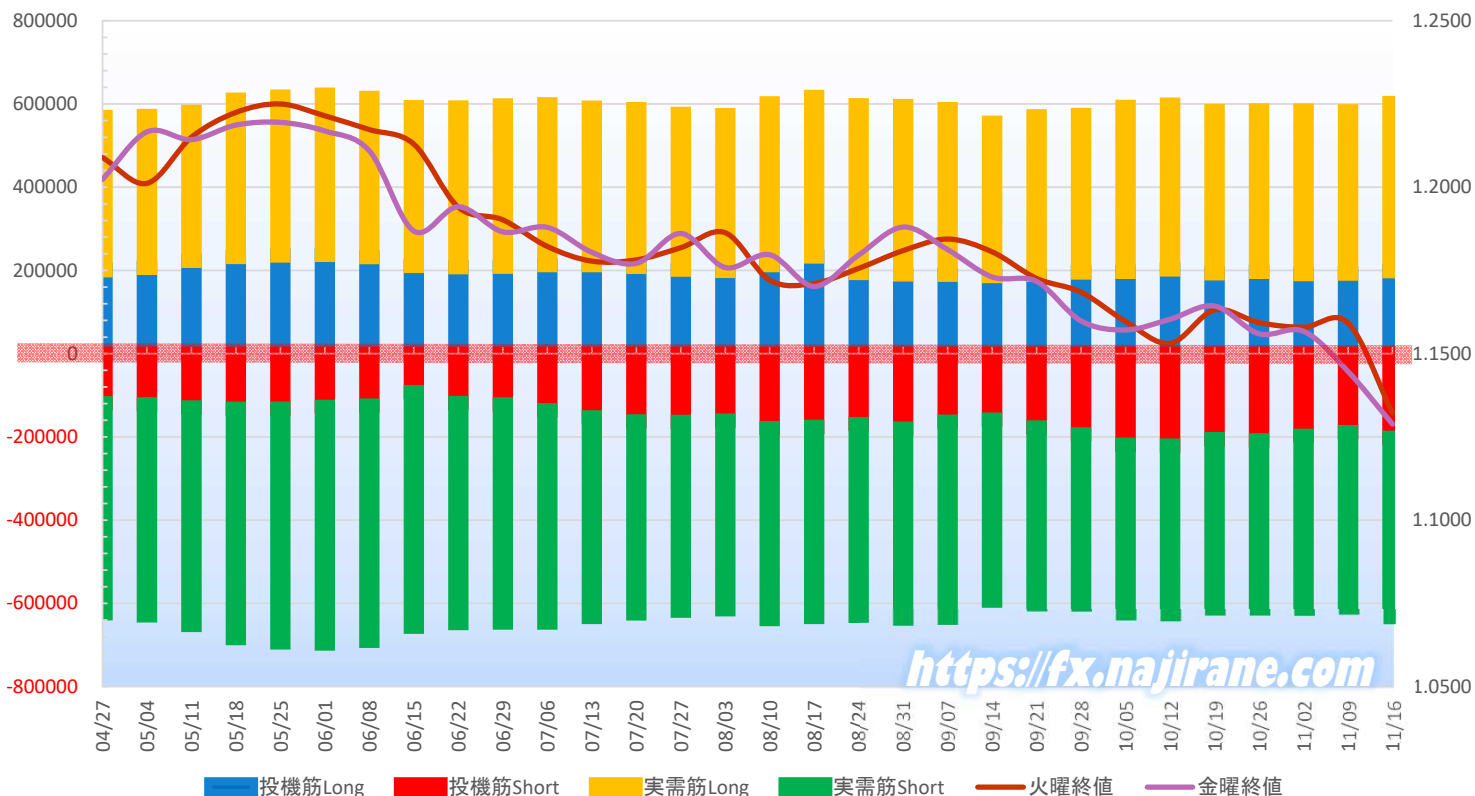


EURO FX - CHICAGO MERCANTILE EXCHANGE  
FUTURES ONLY POSITIONS

Code-099741  
2021/11/19 公表値

Date	投機筋集計				実需筋集計				投機筋+実需筋合計				ユーロドル終値	
	EUR買い	EUR売り	売り越し	売買計	EUR買い	EUR売り	売り越し	売買計	EUR買い	EUR売り	売り越し	売買計	火曜締め	金曜締め
2021/11/16	198181	202007	3826	400188	404266	431251	26985	835517	602447	633258	30811	1235705	1.1322	1.1288
2021/11/09	192544	188771	-3773	381315	389822	421863	32041	811685	582366	610634	28268	1193000	1.1592	1.1446
2021/11/02	191496	197634	6138	389130	392882	415610	22728	808492	584378	613244	28866	1197622	1.1579	1.1567
2021/10/26	196880	208136	11256	405016	387905	404160	16255	792065	584785	612296	27511	1197081	1.1593	1.1560
2021/10/19	193320	205427	12107	398747	389682	407255	17573	796937	583002	612682	29680	1195684	1.1631	1.1643
2021/10/12	202512	220910	18398	423422	396224	405177	8953	801401	598736	626087	27351	1224823	1.1531	1.1603
2021/10/05	196819	219153	22334	415972	396534	405021	8487	801555	593353	624174	30821	1217527	1.1597	1.1571
2021/09/28	195043	194171	-872	389214	378476	408900	30424	787376	573519	603071	29552	1176590	1.1685	1.1598
2021/09/21	189406	177311	-12095	366717	381122	425371	44249	806493	570528	602682	32154	1173210	1.1726	1.1717
2021/09/14	186554	158749	-27805	345303	368593	434853	66260	803446	555147	593602	38455	1148749	1.1806	1.1731
2021/09/07	189904	163596	-26308	353500	397755	471071	73316	868826	587659	634667	47008	1223226	1.1844	1.1813
2021/08/31	190593	180117	-10476	370710	404630	456842	52212	861472	595223	636959	41736	1232182	1.1809	1.1880
2021/08/24	194169	169539	-24630	363708	403032	460425	57393	863457	597201	629964	32763	1227165	1.1756	1.1796
2021/08/17	233529	175889	-57640	409418	383684	456767	73083	840451	617213	632656	15443	1249869	1.1711	1.1702
2021/08/10	212809	178952	-33857	391761	388866	458925	70059	847791	601675	637877	36202	1239552	1.1721	1.1797
2021/08/03	199067	161060	-38007	360127	374123	453158	79035	827281	573190	614218	41028	1187408	1.1863	1.1759
2021/07/27	202245	164119	-38126	366364	373953	453802	79849	827755	576198	617921	41723	1194119	1.1818	1.1861
2021/07/20	208669	162847	-45822	371516	379176	461577	82401	840753	587845	624424	36579	1212269	1.1782	1.1771
2021/07/13	212851	153138	-59713	365989	378329	479700	101371	858029	591180	632838	41658	1224018	1.1778	1.1804
2021/07/06	212998	135808	-77190	348806	386189	510347	124158	896536	599187	646155	46968	1245342	1.1822	1.1880
2021/06/29	209058	121912	-87146	330970	387635	524237	136602	911872	596693	646149	49456	1242842	1.1902	1.1866
2021/06/22	207863	118806	-89057	326669	383894	528473	144579	912367	591757	647279	55522	1239036	1.1940	1.1941
2021/06/15	210816	92630	-118186	303446	381409	563500	182091	944909	592225	656130	63905	1248355	1.2129	1.1868
2021/06/08	232103	124890	-107213	356993	382766	565245	182479	948011	614869	690135	75266	1305004	1.2173	1.2109
2021/06/01	237360	128038	-109322	365398	384998	568512	183514	953510	622358	696550	74192	1318908	1.2214	1.2169
2021/05/25	236103	132103	-104000	368206	381869	561735	179866	943604	617972	693838	75866	1311810	1.2250	1.2195
2021/05/18	232330	132472	-99858	364802	378241	551145	172904	929386	610571	683617	73046	1294188	1.2225	1.2187
2021/05/11	223387	129480	-93907	352867	357792	522697	164905	880489	581179	652177	70998	1233356	1.2150	1.2143
2021/05/04	206472	121643	-84829	328115	364947	507105	142158	872052	571419	628748	57329	1200167	1.2012	1.2166
2021/04/27	200415	119448	-80967	319863	368662	504495	135833	873157	569077	623943	54866	1193020	1.2089	1.2023

EURO FX - CHICAGO MERCANTILE EXCHANGE  
FUTURES ONLY POSITIONS Code-099741















# IMM扱い8通貨/ダウ/日経/金/オイル/主要クロス円の過去5日及び過去5週の4本値

AUDUSD					CADUSD					CHFUSD				
Date	Open	High	Low	Close	Date	Open	High	Low	Close	Date	Open	High	Low	Close
2021/11/19	0.7276	0.7291	0.7227	0.7233	2021/11/19	0.7935	0.7946	0.7898	0.7906	2021/11/19	1.0803	1.0810	1.0764	1.0769
2021/11/18	0.7264	0.7293	0.7250	0.7275	2021/11/18	0.7929	0.7941	0.7907	0.7935	2021/11/18	1.0773	1.0810	1.0762	1.0802
2021/11/17	0.7301	0.7305	0.7259	0.7264	2021/11/17	0.7963	0.7974	0.7922	0.7929	2021/11/17	1.0753	1.0780	1.0719	1.0772
2021/11/16	0.7345	0.7368	0.7292	0.7300	2021/11/16	0.7991	0.8004	0.7957	0.7963	2021/11/16	1.0809	1.0826	1.0739	1.0753
2021/11/15	0.7330	0.7371	0.7324	0.7344	2021/11/15	0.7969	0.7999	0.7964	0.7991	2021/11/15	1.0856	1.0884	1.0803	1.0808

CNYUSD					EURUSD					GBPUSD				
Date	Open	High	Low	Close	Date	Open	High	Low	Close	Date	Open	High	Low	Close
2021/11/19	0.1567	0.1567	0.1564	0.1564	2021/11/19	1.1372	1.1374	1.1250	1.1288	2021/11/19	1.3500	1.3510	1.3408	1.3443
2021/11/18	0.1568	0.1569	0.1567	0.1567	2021/11/18	1.1320	1.1374	1.1314	1.1372	2021/11/18	1.3492	1.3514	1.3464	1.3501
2021/11/17	0.1565	0.1568	0.1564	0.1567	2021/11/17	1.1322	1.1332	1.1265	1.1318	2021/11/17	1.3426	1.3496	1.3397	1.3492
2021/11/16	0.1567	0.1572	0.1566	0.1567	2021/11/16	1.1368	1.1386	1.1310	1.1322	2021/11/16	1.3411	1.3473	1.3405	1.3427
2021/11/15	0.1568	0.1569	0.1567	0.1568	2021/11/15	1.1443	1.1464	1.1357	1.1366	2021/11/15	1.3416	1.3449	1.3404	1.3411

JPYUSD					MXNUSD					NZDUSD				
Date	Open	High	Low	Close	Date	Open	High	Low	Close	Date	Open	High	Low	Close
2021/11/19	0.8752	0.8803	0.8731	0.8772	2021/11/19	4.8137	4.8359	4.7878	4.7953	2021/11/19	0.7042	0.7046	0.6991	0.6995
2021/11/18	0.8760	0.8781	0.8735	0.8752	2021/11/18	4.8411	4.8451	4.7882	4.8137	2021/11/18	0.6998	0.7053	0.6995	0.7042
2021/11/17	0.8708	0.8777	0.8698	0.8760	2021/11/17	4.8177	4.8479	4.8073	4.8411	2021/11/17	0.6990	0.7021	0.6980	0.6999
2021/11/16	0.8761	0.8764	0.8707	0.8708	2021/11/16	4.8473	4.8631	4.7972	4.8177	2021/11/16	0.7040	0.7064	0.6985	0.6991
2021/11/15	0.8774	0.8790	0.8757	0.8761	2021/11/15	4.8731	4.8842	4.8355	4.8473	2021/11/15	0.7039	0.7081	0.7032	0.7040

Nikkei 225 - Japan (NIX)					
Date	Open	High	Low	Close	出来高
2021/11/19	29641.05	29768.54	29593.26	29745.87	260.94
2021/11/18	29597.93	29715.67	29403.40	29598.66	259.05
2021/11/17	29906.68	29908.59	29623.79	29688.33	260.06
2021/11/16	29749.71	29958.66	29681.25	29808.12	259.57
2021/11/15	29609.97	29861.88	29609.97	29776.80	260.88
週4本値	29609.97	29958.66	29403.40	29745.87	260.94

XAUUSD					
Date	Open	High	Low	Close	出来高
2021/11/19	1859.23	1865.39	1843.15	1846.97	
2021/11/18	1866.90	1870.96	1855.39	1858.91	
2021/11/17	1850.32	1868.01	1849.64	1867.43	
2021/11/16	1862.91	1877.09	1849.64	1850.43	
2021/11/15	1867.85	1870.07	1856.38	1862.80	
週4本値	1867.85	1877.09	1843.15	1846.97	

Dow Jones Industrial - USA (DJIA)					
Date	Open	High	Low	Close	出来高
2021/11/19	35879.09	35879.09	35555.37	35601.98	414653520
2021/11/18	35901.69	35952.63	35654.39	35870.95	435080000
2021/11/17	36159.70	36159.70	35909.48	35931.05	358310000
2021/11/16	36076.18	36316.61	36076.18	36142.22	308290000
2021/11/15	36128.83	36236.07	36031.78	36087.45	280660000
週4本値	36128.83	36316.61	35555.37	35601.98	

Historical Data by  
**Stooq** yahoo!  
 finance  
 Arrangement by  
<https://fx.najirane.co>

Crude Light Oil						
Date	Open	High	Low	Close	出来高	
2021/11/19	78.76	79.92	75.37	76.11	21558	
2021/11/18	78.34	79.36	77.08	79.01	174471	
2021/11/17	80.54	80.69	77.69	78.36	174471	
2021/11/16	80.93	81.81	80.03	80.76	325668	
2021/11/15	80.66	81.20	79.30	80.88	343484	
週4本値	80.66	81.81	75.37	76.11		

USDJPY					EURJPY					GBPJPY				
日付	始値	高値	安値	終値	日付	始値	高値	安値	終値	日付	始値	高値	安値	終値
2021/11/19	114.26	114.54	113.59	114.00	2021/11/19	129.93	129.99	127.98	128.68	2021/11/19	154.25	154.45	152.53	153.25
2021/11/18	114.16	114.48	113.88	114.26	2021/11/18	129.22	129.96	129.08	129.93	2021/11/18	154.02	154.28	153.72	154.25
2021/11/17	114.84	114.97	113.94	114.16	2021/11/17	130.02	130.08	129.04	129.21	2021/11/17	154.18	154.73	153.75	154.02
2021/11/16	114.14	114.85	114.11	114.84	2021/11/16	129.75	130.12	129.67	130.01	2021/11/16	153.07	154.24	153.04	154.19
2021/11/15	113.98	114.20	113.76	114.14	2021/11/15	130.43	130.60	129.69	129.74	2021/11/15	152.92	153.29	152.65	153.07

USDJPY Weekly					EURJPY Weekly					GBPJPY Weekly				
日付	始値	高値	安値	終値	日付	始値	高値	安値	終値	日付	始値	高値	安値	終値
2021/11/19	113.98	114.97	113.59	114.00	2021/11/19	130.43	130.60	127.98	128.68	2021/11/19	152.92	154.73	152.53	153.25
2021/11/12	113.43	114.30	112.73	113.88	2021/11/12	131.18	131.43	130.25	130.35	2021/11/12	153.02	153.74	152.39	152.85
2021/11/05	114.14	114.44	113.30	113.40	2021/11/05	131.97	132.57	130.84	131.18	2021/11/05	156.21	156.50	152.82	153.07
2021/10/29	113.54	114.31	113.26	113.98	2021/10/29	132.09	132.92	131.57	131.75	2021/10/29	156.14	157.77	155.71	155.98
2021/10/22	114.26	114.70	113.42	113.44	2021/10/22	132.55	133.48	131.92	132.08	2021/10/22	157.18	158.22	155.93	156.11

# 先週のIMM取り扱い対ドル8通貨チャート

※ 赤点線は週最高値/青天線は週最低値、BB中心線はSMA21

2021/11/15 ~ 2021/11/19

Chart by OANDA Japan MetaTrader4

