

JAPANESE YEN - CHICAGO MERCANTILE EXCHANGE

Code-097741

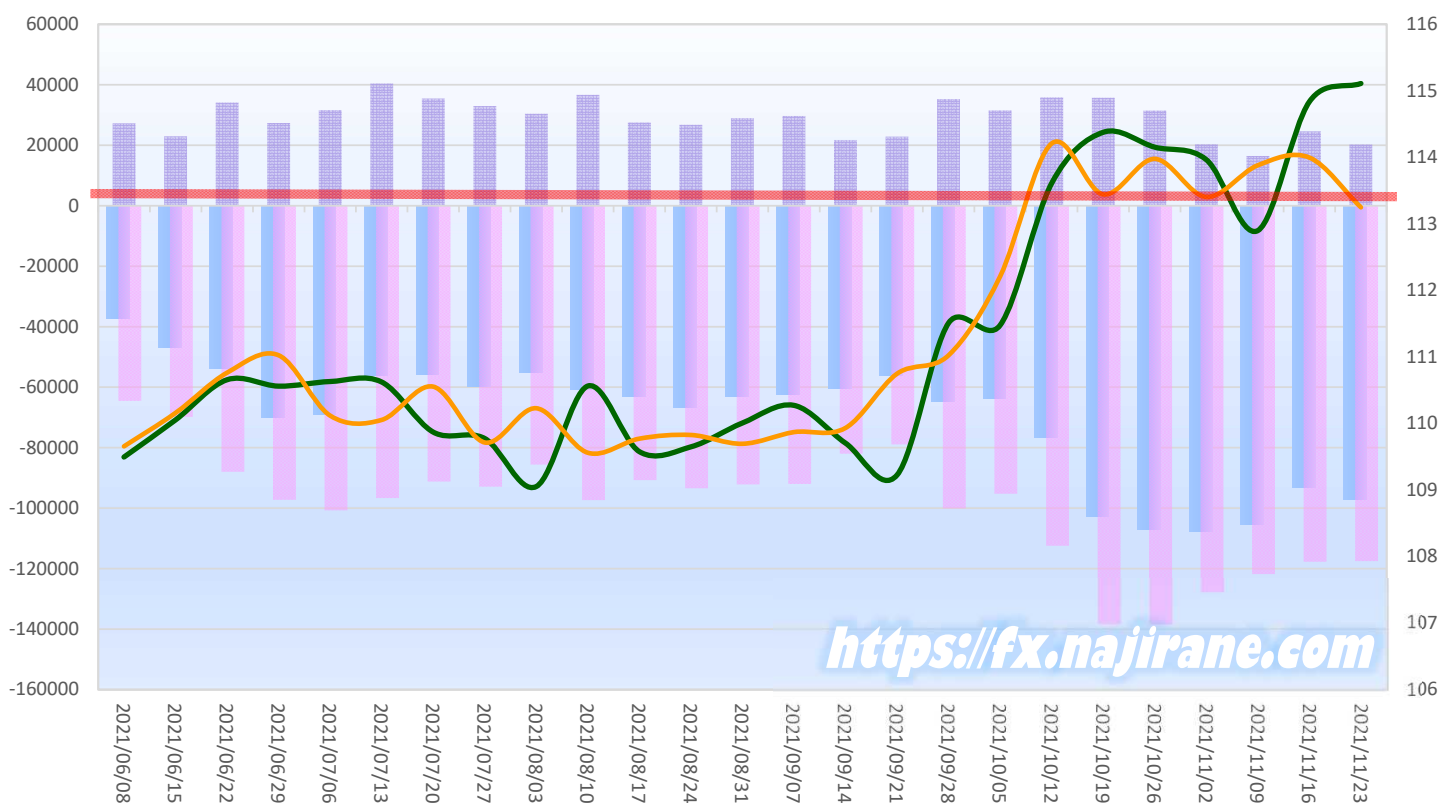
2021/06/01 ~ 2021/11/23

2021/11/26 NYクローズ時公表値

Report_Date	Non Commercial Positions												参考引け値	
	Long	増減	増減(%)	Short	増減	増減(%)	売り越し	増減	増減(%)	売買計	増減	増減(%)	11/23(火)	11/26(金)
2021/11/23	20285	-4350	-17.7%	117538	-223	-0.2%	97253	4127	4.4%	137823	-4573	-3.2%	115.11	113.25
2021/11/16	24635	8195	49.8%	117761	-4030	-3.3%	93126	-12225	-11.6%	142396	4165	3.0%	114.84	114.00
2021/11/09	16440	-3897	-19.2%	121791	-6170	-4.8%	105351	-2273	-2.1%	138231	-10067	-6.8%	112.90	113.88
2021/11/02	20337	-11150	-35.4%	127961	-10562	-7.6%	107624	588	0.5%	148298	-21712	-12.8%	113.97	113.40
2021/10/26	31487	-4226	-11.8%	138523	76	0.1%	107036	4302	4.2%	170010	-4150	-2.4%	114.15	113.98
2021/10/19	35713	-97	-0.3%	138447	26003	23.1%	102734	26100	34.1%	174160	25906	17.5%	114.38	113.44
2021/10/12	35810	4241	13.4%	112444	17181	18.0%	76634	12940	20.3%	148254	21422	16.9%	113.61	114.21
2021/10/05	31569	-3759	-10.6%	95263	-4825	-4.8%	63694	-1066	-1.6%	126832	-8584	-6.3%	111.48	112.21
2021/09/28	35328	12484	54.6%	100088	21173	26.8%	64760	8689	15.5%	135416	33657	33.1%	111.51	111.03
2021/09/21	22844	1116	5.1%	78915	-3108	-3.8%	56071	-4224	-7.0%	101759	-1992	-1.9%	109.23	110.75
2021/09/14	21728	-7976	-26.9%	82023	-10006	-10.9%	60295	-2030	-3.3%	103751	-17982	-14.8%	109.70	109.93
2021/09/07	29704	674	2.3%	92029	-131	-0.1%	62325	-805	-1.3%	121733	543	0.4%	110.27	109.87
2021/08/31	29030	2267	8.5%	92160	-1274	-1.4%	63130	-3541	-5.3%	121190	993	0.8%	110.01	109.69
2021/08/24	26763	-769	-2.8%	93434	2694	3.0%	66671	3463	5.5%	120197	1925	1.6%	109.65	109.83
2021/08/17	27532	-9152	-24.9%	90740	-6601	-6.8%	63208	2551	4.2%	118272	-15753	-11.8%	109.58	109.77
2021/08/10	36684	6275	20.6%	97341	11742	13.7%	60657	5467	9.9%	134025	18017	15.5%	110.56	109.56
2021/08/03	30409	-2566	-7.8%	85599	-7310	-7.9%	55190	-4744	-7.9%	116008	-9876	-7.8%	109.05	110.23
2021/07/27	32975	-2499	-7.0%	92909	1704	1.9%	59934	4203	7.5%	125884	-795	-0.6%	109.77	109.71
2021/07/20	35474	-4966	-12.3%	91205	-5485	-5.7%	55731	-519	-0.9%	126679	-10451	-7.6%	109.87	110.55
2021/07/13	40440	8815	27.9%	96690	-4071	-4.0%	56250	-12886	-18.6%	137130	4744	3.6%	110.62	110.05
2021/07/06	31625	4245	15.5%	100761	3486	3.6%	69136	-759	-1.1%	132386	7731	6.2%	110.63	110.12
2021/06/29	27380	-6738	-19.7%	97275	9295	10.6%	69895	16033	29.8%	124655	2557	2.1%	110.56	111.03
2021/06/22	34118	11144	48.5%	87980	18156	26.0%	53862	7012	15.0%	122098	29300	31.6%	110.66	110.76
2021/06/15	22974	-4274	-15.7%	69824	5262	8.2%	46850	9536	25.6%	92798	988	1.1%	110.05	110.16
2021/06/08	27248	-2214	-7.5%	64562	-12015	-15.7%	37314	-9801	-20.8%	91810	-14229	-13.4%	109.50	109.66
2021/06/01	29462			76577			47115			106039			109.47	109.49

JAPANESE YEN - CHICAGO MERCANTILE EXCHANGE
FUTURES ONLY POSITIONS

■ 売り越し ■ Long ■ Short ■ 火曜終値 ■ 金曜終値

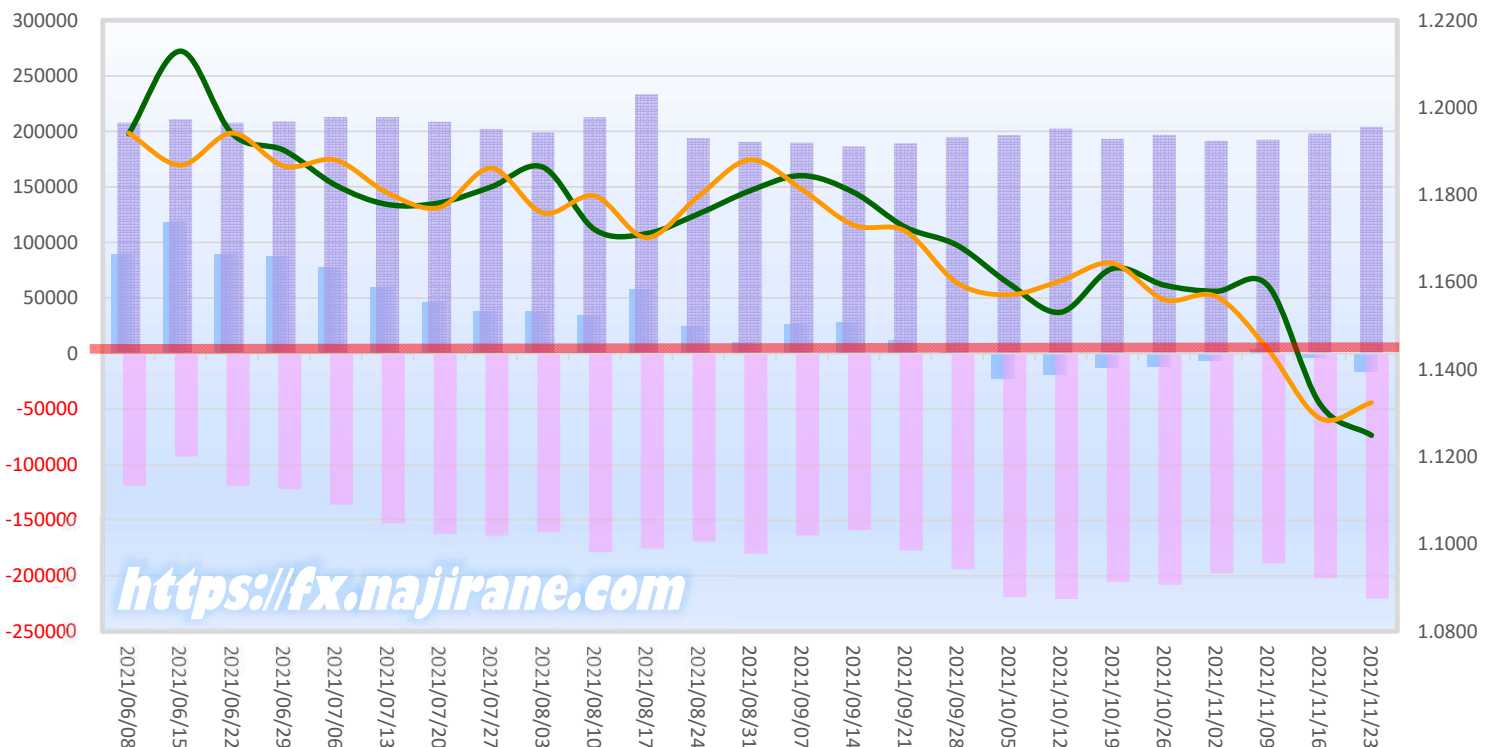


EURO FX - CHICAGO MERCANTILE EXCHANGE Code-099741
2021/06/01 ~ 2021/11/23 2021/11/26 NYクローズ時公表値

Report_Date	Non Commercial Positions								参考引け値					
	Long	増減		Short	増減		売り越し	増減		11/23(火)	11/26(金)			
2021/11/23	204214	6033	3.0%	220666	18659	9.2%	16452	12626	330.0%	424880	24692	6.2%	1.1249	1.1324
2021/11/16	198181	5637	2.9%	202007	13236	7.0%	3826	-7599	-201.4%	400188	18873	4.9%	1.1322	1.1288
2021/11/09	192544	1048	0.5%	188771	-8863	-4.5%	-3773	-9911	-161.5%	381315	-7815	-2.0%	1.1592	1.1446
2021/11/02	191496	-5384	-2.7%	197634	-10502	-5.0%	6138	-5118	-45.5%	389130	-15886	-3.9%	1.1579	1.1567
2021/10/26	196880	3560	1.8%	208136	2709	1.3%	11256	-851	-7.0%	405016	6269	1.6%	1.1593	1.1560
2021/10/19	193320	-9192	-4.5%	205427	-15483	-7.0%	12107	-6291	-34.2%	398747	-24675	-5.8%	1.1631	1.1643
2021/10/12	202512	5693	2.9%	220910	1757	0.8%	18398	-3936	-17.6%	423422	7450	1.8%	1.1531	1.1603
2021/10/05	196819	1776	0.9%	219153	24982	12.9%	22334	-23206	-2661.2%	415972	26758	6.9%	1.1597	1.1571
2021/09/28	195043	5637	3.0%	194171	16860	9.5%	-872	-11223	-92.8%	389214	22497	6.1%	1.1685	1.1598
2021/09/21	189406	2852	1.5%	177311	18562	11.7%	-12095	-15710	-56.5%	366717	21414	6.2%	1.1726	1.1717
2021/09/14	186554	-3350	-1.8%	158749	-4847	-3.0%	-27805	1497	5.7%	345303	-8197	-2.3%	1.1806	1.1731
2021/09/07	189904	-689	-0.4%	163596	-16521	-9.2%	-26308	15832	151.1%	353500	-17210	-4.6%	1.1844	1.1813
2021/08/31	190593	-3576	-1.8%	180117	10578	6.2%	-10476	-14154	-57.5%	370710	7002	1.9%	1.1809	1.1880
2021/08/24	194169	-39360	-16.9%	169539	-6350	-3.6%	-24630	-33010	-57.3%	363708	-45710	####	1.1756	1.1796
2021/08/17	233529	20720	9.7%	175889	-3063	-1.7%	-57640	23783	70.2%	409418	17657	4.5%	1.1711	1.1702
2021/08/10	212809	13742	6.9%	178952	17892	11.1%	-33857	-4150	-10.9%	391761	31634	8.8%	1.1721	1.1797
2021/08/03	199067	-3178	-1.6%	161060	-3059	-1.9%	-38007	-119	-0.3%	360127	-6237	-1.7%	1.1863	1.1759
2021/07/27	202245	-6424	-3.1%	164119	1272	0.8%	-38126	-7696	-16.8%	366364	-5152	-1.4%	1.1818	1.1861
2021/07/20	208669	-4182	-2.0%	162847	9709	6.3%	-45822	-13891	-23.3%	371516	5527	1.5%	1.1782	1.1771
2021/07/13	212851	-147	-0.1%	153138	17330	12.8%	-59713	-17477	-22.6%	365989	17183	4.9%	1.1778	1.1804
2021/07/06	212998	3940	1.9%	135808	13896	11.4%	-77190	-9956	-11.4%	348806	17836	5.4%	1.1822	1.1880
2021/06/29	209058	1195	0.6%	121912	3106	2.6%	-87146	-1911	-2.1%	330970	4301	1.3%	1.1902	1.1866
2021/06/22	207863	-2953	-1.4%	118806	26176	28.3%	-89057	-29129	-24.6%	326669	23223	7.7%	1.1940	1.1941
2021/06/15	210816	-21287	-9.2%	92630	-32260	-25.8%	-118186	10973	10.2%	303446	-53547	####	1.2129	1.1868
2021/06/08	232103	-5257	-2.2%	124890	-3148	-2.5%	-107213	-2109	-1.9%	356993	-8405	-2.3%	1.2173	1.2109
2021/06/01	237360			128038			-109322			365398			1.2214	1.2169

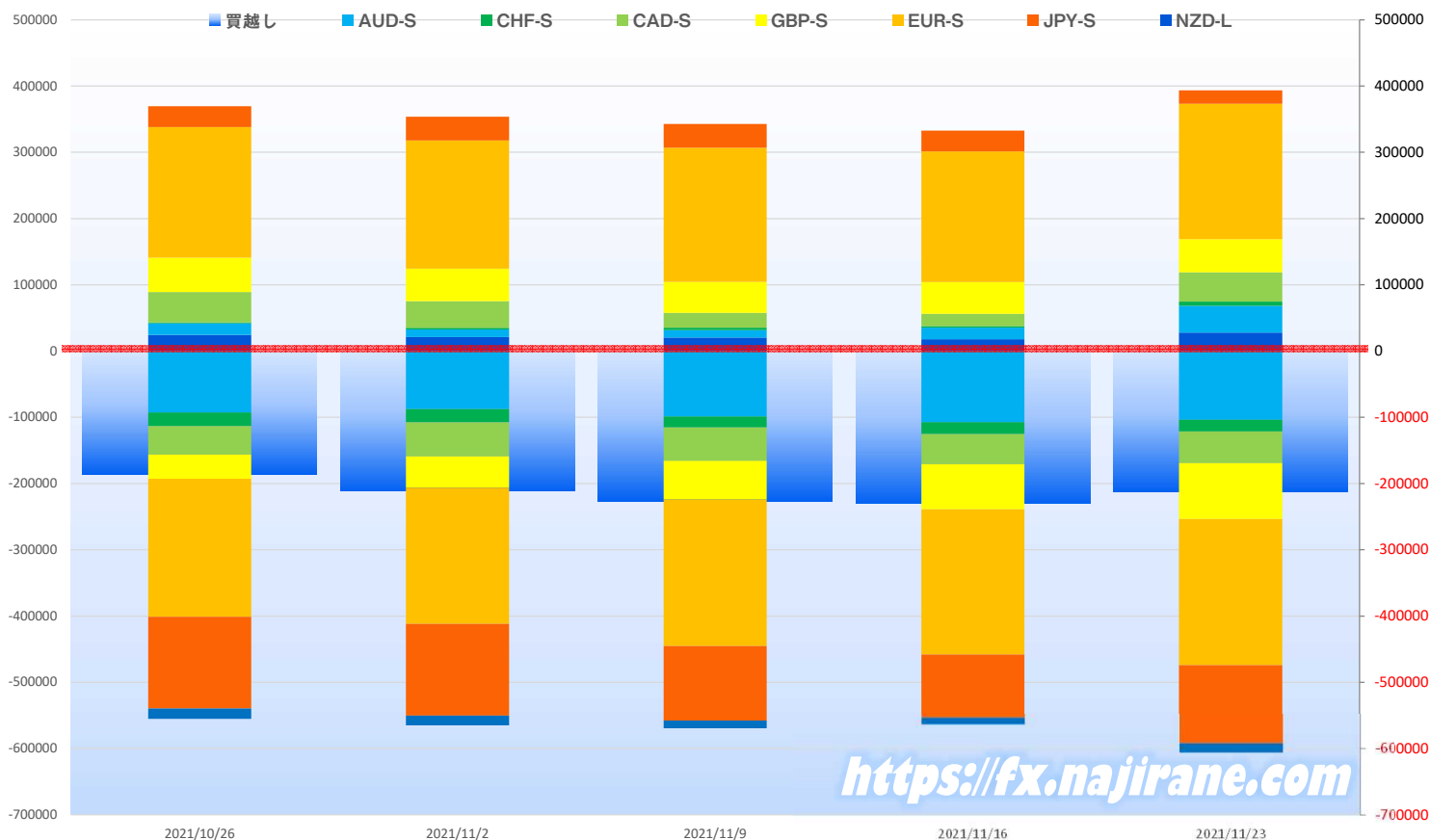
EURO FX - CHICAGO MERCANTILE EXCHANGE
FUTURES ONLY POSITIONS

■ 売越し ■ Long ■ Short ■ 火曜終値 ■ 金曜終値



	2021/10/26			2021/11/02			2021/11/09			2021/11/16			2021/11/23		
	Long	Short	売り越し	Long	Short	売り越し	Long	Short	売り越し	Long	Short	売り越し	Long	Short	売り越し
JPY	31487	138523	107036	20337	127961	107624	16440	121791	105351	24635	117761	93126	20285	117538	97253
	前週比 枚数増減 (枚)			-11150	-10562	588	-3897	-6170	-2273	8195	-4030	-12225	-4350	-223	4127
	前週比 枚数増減 (%)			-35.4%	-7.6%	0.5%	-19.2%	-4.8%	-2.1%	49.8%	-3.3%	-11.6%	-17.7%	-0.2%	4.4%
EUR	196880	208136	11256	191496	197634	6138	192544	188771	-3773	198181	202007	3826	204214	220666	16452
	前週比 枚数増減 (枚)			-5384	-10502	-5118	1048	-8863	9911	5637	13236	7599	6033	18659	12626
	前週比 枚数増減 (%)			-2.7%	-5.0%	-45.5%	0.5%	-4.5%	161.5%	2.9%	7.0%	201.4%	3.0%	9.2%	330.0%
GBP	51912	36959	-14953	57255	42208	-15047	54004	66097	12093	50443	82042	31599	50122	84701	34579
	前週比 枚数増減 (枚)			5343	5249	94	-3251	23889	27140	-3561	15945	19506	-321	2659	2980
	前週比 枚数増減 (%)			10.3%	14.2%	0.6%	-5.7%	56.6%	180.4%	-6.6%	24.1%	161.3%	-0.6%	3.2%	9.4%
AUD	17448	92694	75246	19187	94683	75496	23844	87268	63424	30760	91913	61153	40523	103788	63265
	前週比 枚数増減 (枚)			1739	1989	250	4657	-7415	-12072	6916	4645	-2271	9763	11875	2112
	前週比 枚数増減 (%)			10.0%	2.1%	0.3%	24.3%	-7.8%	-16.0%	29.0%	5.3%	-3.6%	31.7%	12.9%	3.5%
CAD	45977	42657	-3320	42037	37875	-4162	43961	38857	-5104	44147	35438	-8709	44320	47455	3135
	前週比 枚数増減 (枚)			-3940	-4782	842	1924	982	942	186	-3419	3605	173	12017	11844
	前週比 枚数増減 (%)			-8.6%	-11.2%	25.4%	4.6%	2.6%	22.6%	0.4%	-8.8%	70.6%	0.4%	33.9%	136.0%
CHF	1246	20625	19379	1439	22087	20648	4690	21733	17043	5502	14391	8889	6241	17617	11376
	前週比 枚数増減 (枚)			193	1462	1269	3251	-354	-3605	812	-7342	-8154	739	3226	2487
	前週比 枚数増減 (%)			15.5%	7.1%	6.5%	225.9%	-1.6%	-17.5%	17.3%	-33.8%	-47.8%	13.4%	22.4%	28.0%
NZD	24490	15584	-8906	27504	13643	-13861	25312	12430	-12882	26388	12423	-13965	27835	13896	-13939
	前週比 枚数増減 (枚)			3014	-1941	4955	-2192	-1213	-979	1076	-7	1083	1447	1473	-26
	前週比 枚数増減 (%)			12.3%	-12.5%	55.6%	-8.0%	-8.9%	-7.1%	4.3%	-0.1%	8.4%	5.5%	11.9%	-0.2%
MXN	63677	106966	43289	61553	112571	51018	61791	110198	48407	69984	117639	47655	80691	130152	49461
	前週比 枚数増減 (枚)			-2124	5605	7729	238	-2373	-2611	8193	7441	-752	10707	12513	1806
	前週比 枚数増減 (%)			-3.3%	5.2%	17.9%	0.4%	-2.1%	-5.1%	13.3%	6.8%	-1.6%	15.3%	10.6%	3.8%
Total All 8	433117	662144	229027	420808	648662	227854	422586	647145	224559	450040	673614	223574	474231	735813	261582
	前週比 枚数増減 (枚)			-12309	-13482	-1173	1778	-1517	-3295	27454	26469	-985	24191	62199	38008
	前週比 枚数増減 (%)			-2.8%	-2.0%	-0.5%	0.4%	-0.2%	-1.4%	6.5%	4.1%	-0.4%	5.4%	9.2%	17.0%
Total 7 (MXN除く)	369440	555178	185738	359255	536091	176836	360795	536947	176152	380056	555975	175919	393540	605661	212121
	前週比 枚数増減 (枚)			-10185	-19087	-8902	1540	856	-684	19261	19028	-233	13484	49686	36202
	前週比 枚数増減 (%)			-2.8%	-3.4%	-4.8%	0.4%	0.2%	-0.4%	5.3%	3.5%	-0.1%	3.5%	8.9%	20.6%

直近5週 CFTC IMM主要7通貨の売買構成

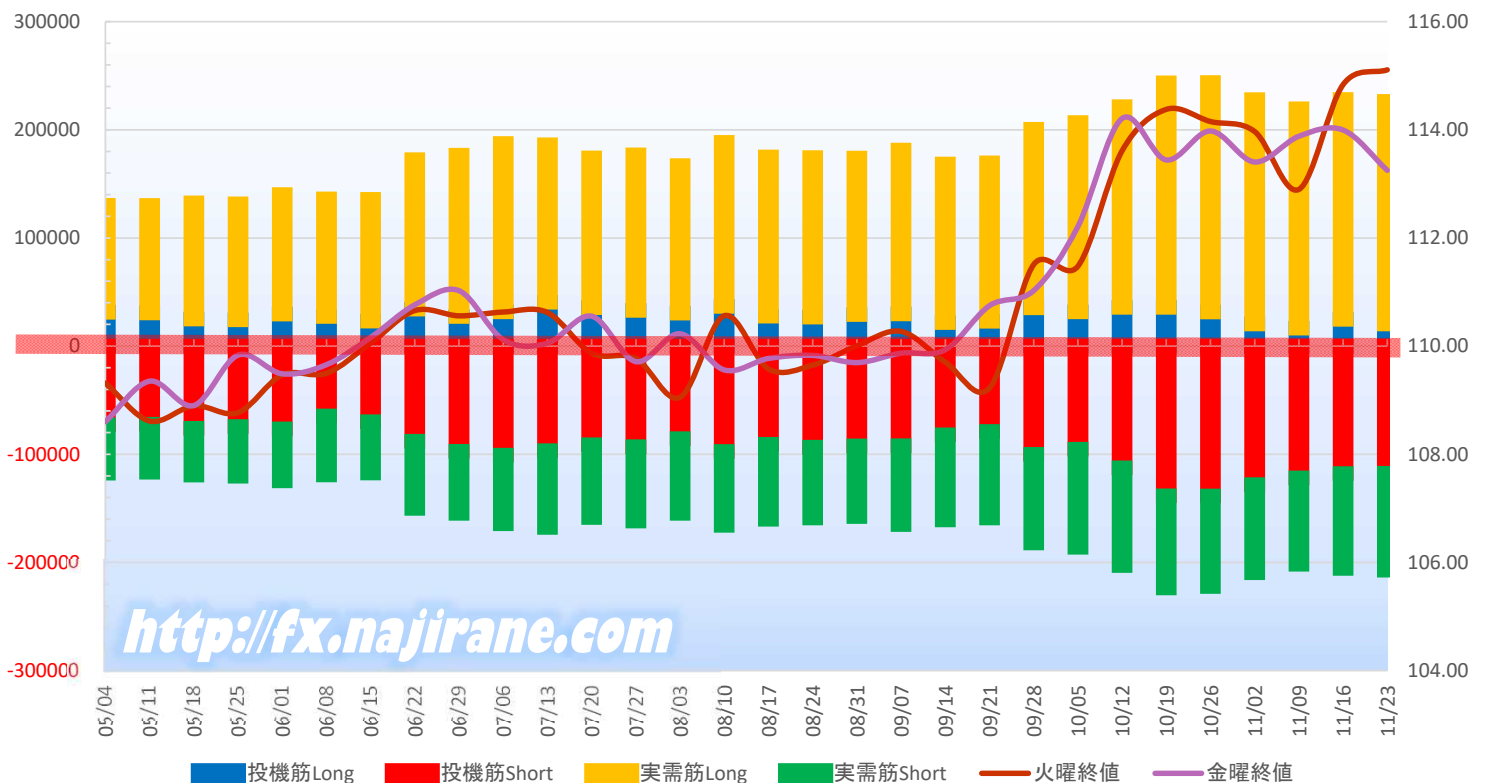


**JAPANESE YEN - CHICAGO MERCANTILE EXCHANGE
FUTURES ONLY POSITIONS**

Code-097741
2021/11/26 公表値

Date	投機筋集計				実需筋集計				投機筋+実需筋合計				ドル円終値	
	円買い	円売り	売り越し	売買計	円買い	円売り	売り越し	売買計	円買い	円売り	売り越し	売買計	火曜締め	金曜締め
2021/11/23	20285	117538	97253	137823	205923	89698	-116225	295621	226208	207236	-18972	433444	115.11	113.25
2021/11/16	24635	117761	93126	142396	203468	87710	-115758	291178	228103	205471	-22632	433574	114.84	114.00
2021/11/09	16440	121791	105351	138231	203044	79845	-123199	282889	219484	201636	-17848	421120	112.90	113.88
2021/11/02	20337	127961	107624	148298	207612	81607	-126005	289219	227949	209568	-18381	437517	113.97	113.40
2021/10/26	31487	138523	107036	170010	212303	83757	-128546	296060	243790	222280	-21510	466070	114.15	113.98
2021/10/19	35713	138447	102734	174160	207735	85095	-122640	292830	243448	223542	-19906	466990	114.38	113.44
2021/10/12	35810	112444	76634	148254	185560	90468	-95092	276028	221370	202912	-18458	424282	113.61	114.21
2021/10/05	31569	95263	63694	126832	175160	90697	-84463	265857	206729	185960	-20769	392689	111.48	112.21
2021/09/28	35328	100088	64760	135416	165246	81967	-83279	247213	200574	182055	-18519	382629	111.51	111.03
2021/09/21	22844	78915	56071	101759	146680	80086	-66594	226766	169524	159001	-10523	328525	109.23	110.75
2021/09/14	21728	82023	60295	103751	146716	78681	-68035	225397	168444	160704	-7740	329148	109.70	109.93
2021/09/07	29704	92029	62325	121733	151585	73003	-78582	224588	181289	165032	-16257	346321	110.27	109.87
2021/08/31	29030	92160	63130	121190	144849	65434	-79415	210283	173879	157594	-16285	331473	110.01	109.69
2021/08/24	26763	93434	66671	120197	147612	65542	-82070	213154	174375	158976	-15399	333351	109.65	109.83
2021/08/17	27532	90740	63208	118272	147403	69312	-78091	216715	174935	160052	-14883	334987	109.58	109.77
2021/08/10	36684	97341	60657	134025	151720	68459	-83261	220179	188404	165800	-22604	354204	110.56	109.56
2021/08/03	30409	85599	55190	116008	136596	68989	-67607	205585	167005	154588	-12417	321593	109.05	110.23
2021/07/27	32975	92909	59934	125884	143819	68805	-75014	212624	176794	161714	-15080	338508	109.77	109.71
2021/07/20	35474	91205	55731	126679	138577	67311	-71266	205888	174051	158516	-15535	332567	109.87	110.55
2021/07/13	40440	96690	56250	137130	145716	70980	-74736	216696	186156	167670	-18486	353826	110.62	110.05
2021/07/06	31625	100761	69136	132386	155707	63576	-92131	219283	187332	164337	-22995	351669	110.63	110.12
2021/06/29	27380	97275	69895	124655	149165	57450	-91715	206615	176545	154725	-21820	331270	110.56	111.03
2021/06/22	34118	87980	53862	122098	138242	62072	-76170	200314	172360	150052	-22308	322412	110.66	110.76
2021/06/15	22974	69824	46850	92798	112798	47481	-65317	160279	135772	117305	-18467	253077	110.05	110.16
2021/06/08	27248	64562	37314	91810	108879	54611	-54268	163490	136127	119173	-16954	255300	109.50	109.66
2021/06/01	29462	76577	47115	106039	110690	48111	-62579	158801	140152	124688	-15464	264840	109.47	109.49
2021/05/25	24163	74319	50156	98482	107377	46024	-61353	153401	131540	120343	-11197	251883	108.77	109.83
2021/05/18	24965	75913	50948	100878	107486	43385	-64101	150871	132451	119298	-13153	251749	108.90	108.90
2021/05/11	30491	72219	41728	102710	99644	44421	-55223	144065	130135	116640	-13495	246775	108.62	109.35
2021/05/04	31208	72700	41492	103908	99092	44761	-54331	143853	130300	117461	-12839	247761	109.32	108.60

**JAPANESE YEN - CHICAGO MERCANTILE EXCHANGE
FUTURES ONLY POSITIONS Cord-097741**

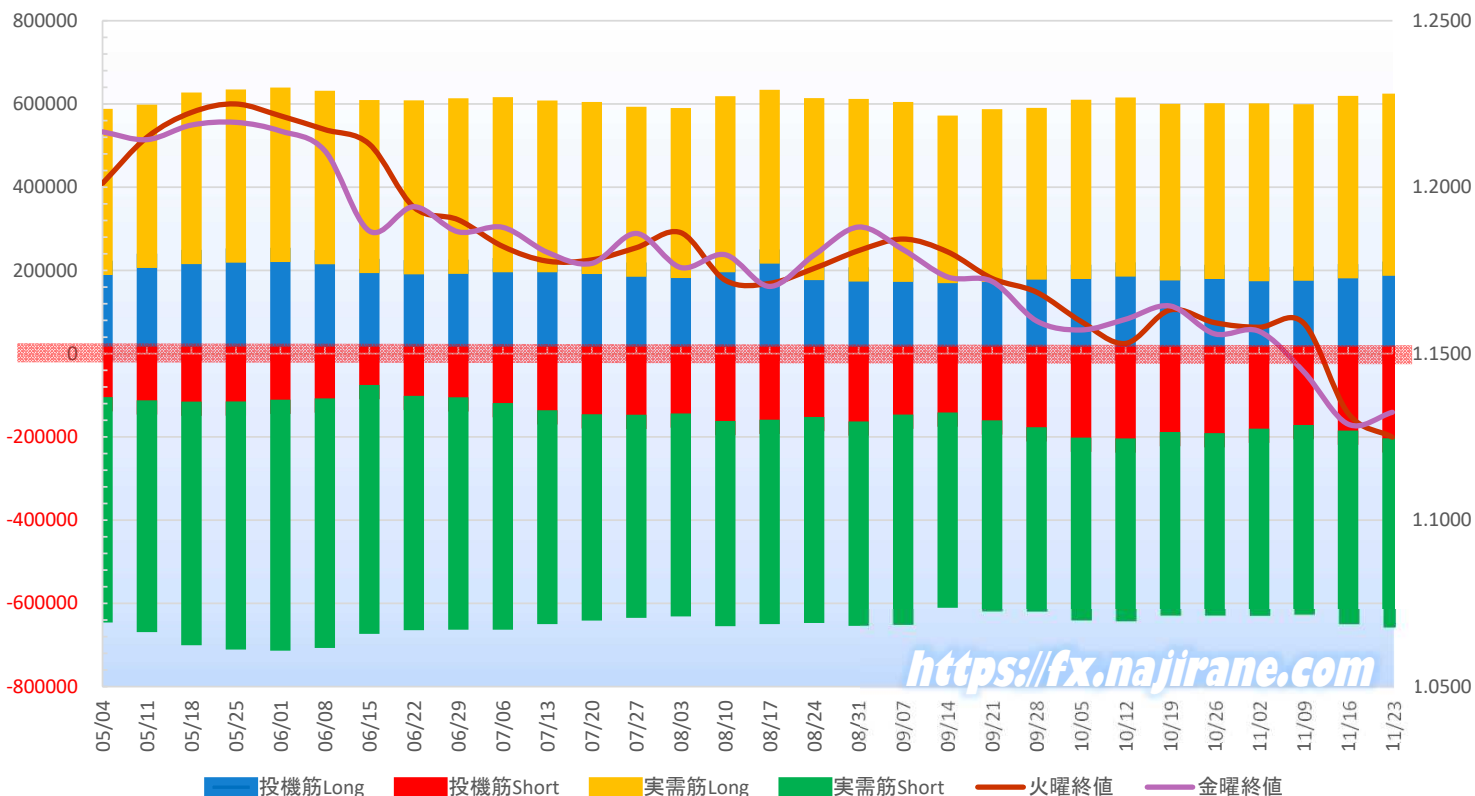


**EURO FX - CHICAGO MERCANTILE EXCHANGE
FUTURES ONLY POSITIONS**

**Code-099741
2021/11/26 公表値**

Date	投機筋集計				実需筋集計				投機筋+実需筋合計				ユーロドル終値	
	EUR買い	EUR売り	売り越し	売買計	EUR買い	EUR売り	売り越し	売買計	EUR買い	EUR売り	売り越し	売買計	火曜締め	金曜締め
2021/11/23	204214	220666	16452	424880	403595	420430	16835	824025	607809	641096	33287	1248905	1.1249	1.1324
2021/11/16	198181	202007	3826	400188	404266	431251	26985	835517	602447	633258	30811	1235705	1.1322	1.1288
2021/11/09	192544	188771	-3773	381315	389822	421863	32041	811685	582366	610634	28268	1193000	1.1592	1.1446
2021/11/02	191496	197634	6138	389130	392882	415610	22728	808492	584378	613244	28866	1197622	1.1579	1.1567
2021/10/26	196880	208136	11256	405016	387905	404160	16255	792065	584785	612296	27511	1197081	1.1593	1.1560
2021/10/19	193320	205427	12107	398747	389682	407255	17573	796937	583002	612682	29680	1195684	1.1631	1.1643
2021/10/12	202512	220910	18398	423422	396224	405177	8953	801401	598736	626087	27351	1224823	1.1531	1.1603
2021/10/05	196819	219153	22334	415972	396534	405021	8487	801555	593353	624174	30821	1217527	1.1597	1.1571
2021/09/28	195043	194171	-872	389214	378476	408900	30424	787376	573519	603071	29552	1176590	1.1685	1.1598
2021/09/21	189406	177311	-12095	366717	381122	425371	44249	806493	570528	602682	32154	1173210	1.1726	1.1717
2021/09/14	186554	158749	-27805	345303	368593	434853	66260	803446	555147	593602	38455	1148749	1.1806	1.1731
2021/09/07	189904	163596	-26308	353500	397755	471071	73316	868826	587659	634667	47008	1222326	1.1844	1.1813
2021/08/31	190593	180117	-10476	370710	404630	456842	52212	861472	595223	636959	41736	1232182	1.1809	1.1880
2021/08/24	194169	169539	-24630	363708	403032	460425	57393	863457	597201	629964	32763	1227165	1.1756	1.1796
2021/08/17	233529	175889	-57640	409418	383684	456767	73083	840451	617213	632656	15443	1249869	1.1711	1.1702
2021/08/10	212809	178952	-33857	391761	388866	458925	70059	847791	601675	637877	36202	1239552	1.1721	1.1797
2021/08/03	199067	161060	-38007	360127	374123	453158	79035	827281	573190	614218	41028	1187408	1.1863	1.1759
2021/07/27	202245	164119	-38126	366364	373953	453802	79849	827755	576198	617921	41723	1194119	1.1818	1.1861
2021/07/20	208669	162847	-45822	371516	379176	461577	82401	840753	587845	624424	36579	1212269	1.1782	1.1771
2021/07/13	212851	153138	-59713	365989	378329	479700	101371	858029	591180	632838	41658	1224018	1.1778	1.1804
2021/07/06	212998	135808	-77190	348806	386189	510347	124158	896536	599187	646155	46968	1245342	1.1822	1.1880
2021/06/29	209058	121912	-87146	330970	387635	524237	136602	911872	596693	646149	49456	1242842	1.1902	1.1866
2021/06/22	207863	118806	-89057	326669	383894	528473	144579	912367	591757	647279	55522	1239036	1.1940	1.1941
2021/06/15	210816	92630	-118186	303446	381409	563500	182091	944909	592225	656130	63905	1248355	1.2129	1.1868
2021/06/08	232103	124890	-107213	356993	382766	565245	182479	948011	614869	690135	75266	1305004	1.2173	1.2109
2021/06/01	237360	128038	-109322	365398	384998	568512	183514	953510	622358	696550	74192	1318908	1.2214	1.2169
2021/05/25	236103	132103	-104000	368206	381869	561735	179866	943604	617972	693838	75866	1311810	1.2250	1.2195
2021/05/18	232330	132472	-99858	364802	378241	551145	172904	929386	610571	683617	73046	1294188	1.2225	1.2187
2021/05/11	223387	129480	-93907	352867	357792	522697	164905	880489	581179	652177	70998	1233356	1.2150	1.2143
2021/05/04	206472	121643	-84829	328115	364947	507105	142158	872052	571419	628748	57329	1200167	1.2012	1.2166

**EURO FX - CHICAGO MERCANTILE EXCHANGE
FUTURES ONLY POSITIONS Code-099741**



Bitcoin/USD 及び CME Futures (当月及び限月別)

※取引単位=5ビットコイン
(CME CFビットコイン参考基準レート=BRRを対象)

Bitcoin/USD					CME Futures		CME Futures		CME Futures		CME Futures		CME Futures		CME Futures	
					2021/11		2021/12		2022/01		2022/02		2022/03		2022/04	
Date	Open	High	Low	Close	Close2	Volume	Close	Volume	Close	Volume	Close	Volume	Close	Volume	Close	Volume
2021/9/19	48269	48328	46920	47260	0	0	0	0	0	0	0	0	0	0	0	0
2021/9/20	47261	47328	42599	42844	44055	186	44270	140	44510	42	44705	0	0	0	0	0
2021/9/21	43012	43608	39798	40594	42300	445	42515	163	42765	151	42960	1	0	0	0	0
2021/9/22	40678	43979	40626	43575	43660	444	43830	137	43935	108	44100	2	0	0	0	0
2021/9/23	43560	44942	43109	44895	44955	421	45140	216	45240	103	45480	9	0	0	0	0
2021/9/24	44894	45080	40937	42840	42585	421	42665	216	42815	103	43090	9	43365	0	0	0
2021/9/25	42841	42996	41760	42717	0	0	0	0	0	0	0	0	0	0	0	0
2021/9/26	42722	43919	40848	43209	0	0	0	0	0	0	0	0	0	0	0	0
2021/9/27	43234	44313	42191	42236	43220	468	43375	201	43555	82	43765	96	44000	16	0	0
2021/9/28	42201	42775	40932	41035	41715	468	41895	201	42000	82	42320	96	42540	16	0	0
2021/9/29	41065	42545	40830	41564	41215	367	41425	92	41605	34	41810	36	42030	1	0	0
2021/9/30	41551	44093	41445	43791	43760	343	43950	181	44065	93	44295	69	44425	2	0	0
2021/10/1	43817	48436	43320	48117	48500	343	48645	181	48845	93	48930	69	49115	2	0	0
2021/10/2	48137	48282	47465	47711	0	0	0	0	0	0	0	0	0	0	0	0
2021/10/3	47680	49131	47157	48200	0	0	0	0	0	0	0	0	0	0	0	0
2021/10/4	48209	49457	47045	49113	50020	942	50190	331	50400	179	50555	91	50680	9	0	0
2021/10/5	49175	51840	49073	51515	51780	2373	52055	1301	52120	674	52300	360	52670	45	0	0
2021/10/6	51487	55568	50488	55361	56000	2015	56225	726	56410	337	56595	73	56810	8	0	0
2021/10/7	55339	55339	53525	53806	54870	1014	55115	386	55330	106	55570	38	55785	0	0	0
2021/10/8	53802	55923	53688	53968	55590	403	55775	206	55985	34	56180	11	56435	2	0	0
2021/10/9	53930	55398	53735	54968	0	0	0	0	0	0	0	0	0	0	0	0
2021/10/10	54953	56401	54264	54772	0	0	0	0	0	0	0	0	0	0	0	0
2021/10/11	54734	57793	54520	57485	58505	861	58755	401	58885	71	59255	21	59490	12	0	0
2021/10/12	57527	57628	54478	56041	56330	1594	56635	259	56860	43	57085	19	57320	0	0	0
2021/10/13	56038	57689	54371	57401	58235	1233	58505	283	58820	156	59065	17	59235	2	0	0
2021/10/14	57373	58479	56957	57322	58675	1436	58990	253	59230	132	59425	5	59605	1	0	0
2021/10/15	57346	62757	56868	61594	62575	1436	63000	253	63235	132	63700	5	63845	1	0	0
2021/10/16	61610	62274	60206	60892	0	0	0	0	0	0	0	0	0	0	0	0
2021/10/17	60888	61646	59164	61554	0	0	0	0	0	0	0	0	0	0	0	0
2021/10/18	61549	62615	60013	62026	62010	1452	62390	376	62720	233	63045	137	63355	37	0	0
2021/10/19	62043	64435	61623	64262	65255	2178	65730	524	66100	140	66470	63	66870	31	0	0
2021/10/20	64285	66930	63611	65993	67905	2178	68635	524	69075	140	69685	63	70065	31	0	0
2021/10/21	66002	66601	62117	62210	63840	5106	64655	1069	65295	410	65860	173	66250	78	0	0
2021/10/22	62238	63715	60123	60692	61680	5106	62310	1069	62840	410	63520	173	63875	78	0	0
2021/10/23	60695	61744	59827	61394	0	0	0	0	0	0	0	0	0	0	0	0
2021/10/24	61368	61506	59643	60931	0	0	0	0	0	0	0	0	0	0	0	0
2021/10/25	60894	63729	60692	63040	63375	3075	64050	693	64605	245	65155	81	65710	26	0	0
2021/10/26	63033	63229	59991	60364	62580	3075	63185	693	63785	245	64325	81	64865	26	0	0
2021/10/27	60352	61435	58208	58482	59415	3857	59775	458	60195	111	60475	22	60845	6	0	0
2021/10/28	58471	62129	58207	60622	61780	7829	62220	535	62425	201	62735	92	63200	25	0	0
2021/10/29	60625	62928	60330	62228	63010	7829	63395	535	63685	201	64130	92	64505	25	0	0
2021/10/30	62239	62330	60918	61889	0	0	0	0	0	0	0	0	0	0	0	0
2021/10/31	61850	62406	60074	61319	0	0	0	0	0	0	0	0	0	0	0	0
2021/11/1	61320	62419	59695	61004	61615	4979	62095	505	62370	106	62660	14	63170	9	63300	0
2021/11/2	60963	64243	60673	63226	64015	5238	64600	733	64930	121	65285	34	65655	5	65905	0
2021/11/3	63254	63517	61184	62970	63065	5495	63600	704	64050	33	64225	9	64595	2	64845	0
2021/11/4	62942	63123	60800	61452	61360	5495	61910	704	62300	33	62645	9	63015	2	63265	0
2021/11/5	61460	62541	60845	61126	61380	3534	61900	376	62290	7	62635	1	63005	0	63255	0
2021/11/6	61069	61591	60164	61527	0	0	0	0	0	0	0	0	0	0	0	0
2021/11/7	61555	63327	61432	63327	0	0	0	0	0	0	0	0	0	0	0	0
2021/11/8	63344	67674	63344	67567	66485	6018	67075	995	67440	163	67785	48	68110	4	68365	0
2021/11/9	67550	68530	66382	66972	67625	5457	68235	791	68615	41	68995	14	69330	17	69570	0
2021/11/10	66953	68790	63208	64995	66075	7709	66650	1416	66975	244	67310	60	67625	3	67735	0
2021/11/11	64979	65579	64180	64950	65055	3912	65635	521	65995	45	66340	11	66655	1	66955	0
2021/11/12	64864	65461	62334	64156	64235	3912	64820	521	65190	45	65550	11	65885	1	66280	0
2021/11/13	64158	64916	63304	64470	0	0	0	0	0	0	0	0	0	0	0	0
2021/11/14	64455	65495	63648	65467	0	0	0	0	0	0	0	0	0	0	0	0
2021/11/15	65521	66282	63548	63558	63910	5438	64460	1228	64860	137	65240	22	65595	10	66040	11
2021/11/16	63721	63721	59016	60161	59730	5438	60220	1228	60565	137	60910	22	61230	10	61630	11
2021/11/17	60140	60824	58515	60368	60485	6300	61060	1883	61405	131	61745	60	62025	109	62420	11
2021/11/18	60360	60949	56551	56942	58015	9180	58575	2375	58945	210	59305	26	59645	7	60005	4
2021/11/19	56896	58351	55705	58120	57900	8253	58510	3178	58880	190	59190	24	59480	6	59740	5
2021/11/20	58115	59860	57470	59697	0	0	0	0	0	0	0	0	0	0	0	0
2021/11/21	59731	60004	58619	58730	0	0	---	---	---	---	---	---	---	---	---	---
2021/11/22	58707	59266	55680	56289	55815	11800	56330	7197	56665	673	56995	275	57315	31	57615	3
2021/11/23	56305	57876	55633	57569	57855	11800	58360	7197	58710	673	59025	275	59330	31	59660	3
2021/11/24	57566	57803	55964	56280	57415	10085	57815	7005	58250	2849	58485	428	58705	110	58995	8
2021/11/25	57165	59368	57147	57275	0	0	---	---	---	---	---	---	---	---	55560	5
2021/11/26	58960	59183	53570	53570	54466	2821	54430	11405	54835	1181	55110	319	55330	95	---	---



Date	BTC(BitCoin)/JPY					ETH(Ethereum)/JPY					XRP(Ripple)/JPY				
	Open	High	Low	Close	Volume	Open	High	Low	Close	Volume	Open	High	Low	Close	Volume
2021/10/4	5348850.50	5483262.00	5215150.50	5450009.50	3704497.32	379318.34	380812.81	363985.06	375085.13	1969383.94	117.1394	117.5930	112.0412	115.7411	351134.86
2021/10/5	5456896.00	5727809.00	5443805.50	5743258.00	3999491.90	375273.25	394811.66	374254.03	392270.84	1854326.06	115.5951	121.2506	115.2362	121.0200	362497.77
2021/10/6	5740119.50	6189854.50	5629223.00	6167717.50	5462869.39	392053.63	403364.94	374073.69	398903.84	2434850.73	120.9564	123.1429	113.9165	120.0597	424029.60
2021/10/7	6165174.50	6165174.50	5967420.50	6008137.50	4110076.12	398486.34	407443.69	387762.22	400644.03	2131682.73	120.0073	121.8027	116.5944	119.2590	356433.94
2021/10/8	6007709.00	6261556.50	6008109.50	6057889.50	3906397.11	400628.19	410661.78	398178.06	400031.88	1820922.35	119.2297	122.1890	118.6400	119.3095	289300.63
2021/10/9	6053616.50	6215926.00	6031768.50	6167709.50	3645676.38	399609.66	407106.38	397885.78	401213.31	1425793.08	119.1931	135.5677	118.9013	130.1495	543584.30
2021/10/10	6159981.50	6327324.00	6088721.00	6149479.00	4437982.89	401135.19	404302.09	383357.81	384637.63	1815682.86	130.1888	137.7499	126.9983	127.8198	500002.07
2021/10/11	6145274.00	6550702.50	6118917.00	6518166.00	4834621.46	383949.84	408972.78	379994.19	402005.56	2106683.16	127.6903	133.2291	125.8590	129.0245	456139.93
2021/10/12	6522933.00	6526040.50	6190332.50	6362807.00	4664580.79	402133.00	402133.00	387425.13	396540.88	2056131.03	129.0757	129.0757	121.4685	125.1032	449583.05
2021/10/13	6362489.50	6534394.50	6174884.00	6504002.50	4723158.37	396561.34	408544.26	387703.97	408611.41	1836866.85	125.1153	128.8274	122.3120	127.8558	416478.96
2021/10/14	6500799.50	6637015.00	6473485.00	6525145.50	4168126.57	408470.59	433666.78	407067.19	430977.59	2213333.80	127.7537	131.3686	126.8983	128.8961	362524.76
2021/10/15	6527920.50	7172324.00	6474523.50	7045147.00	5922631.65	431448.91	445201.16	425177.75	441810.09	2398197.82	129.0350	132.8047	126.1776	130.4567	613644.33
2021/10/16	7046928.50	7122986.00	6886406.00	6964878.00	3917642.41	442156.88	453227.38	435319.16	438121.03	1896210.87	130.5622	135.6004	129.4924	129.8329	431963.11
2021/10/17	6964360.00	7046247.50	6760102.50	7037363.50	3319241.55	438061.16	447788.00	418272.44	439835.63	1818756.06	129.7867	130.3828	117.3862	125.0151	368999.12
2021/10/18	7036813.00	7155822.50	6858133.00	7088877.00	4349319.45	439907.13	443780.78	421314.47	428440.09	1987046.09	125.1713	126.3999	121.9464	123.8709	364131.26
2021/10/19	7090830.50	7380621.50	704022.00	7360986.00	4635833.89	428258.25	444861.31	427194.31	444171.34	1832601.63	123.8766	125.5446	122.5132	125.0740	296218.92
2021/10/20	7363574.50	7649306.50	7287843.00	754883.00	4665797.64	444180.50	476600.47	439101.22	475398.25	2326475.00	125.0747	131.7596	124.8254	130.6695	388324.87
2021/10/21	7549913.00	7596758.00	7078774.00	7086305.50	5229353.30	476053.22	497965.47	458777.72	461824.28	3214590.50	123.0216	133.0406	123.9260	124.8292	459706.06
2021/10/22	7089463.00	7262314.00	6831253.50	6887054.00	4361307.01	461979.66	474858.25	444072.19	450516.34	2205152.37	124.1497	127.8892	122.6835	123.5032	374059.74
2021/10/23	6887322.00	7006385.50	6778813.50	6973578.00	3053534.64	450649.63	473850.91	447617.03	473850.91	1679005.31	123.6692	125.0932	122.3834	124.3218	254002.52
2021/10/24	6970707.50	6986321.00	6774768.50	6926084.50	3105064.77	473872.78	475448.63	450617.28	464677.03	1702577.49	124.3648	124.5553	120.1811	123.2518	256054.59
2021/10/25	6921889.00	7247947.00	6891493.00	7171799.50	3534135.91	464281.78	481827.69	462375.47	479851.69	1819772.55	123.1409	125.5125	122.5428	124.5919	295298.68
2021/10/26	7170996.00	7196158.50	6849049.00	6892775.50	3982733.16	479790.38	489557.88	468866.38	471719.19	1959192.24	124.5865	132.2237	124.3645	126.5301	449138.40
2021/10/27	6891429.00	7001645.00	6621313.50	6653658.00	4966952.95	471841.50	490219.97	447153.22	447153.22	2983048.41	126.5128	128.3647	110.3630	113.2546	732001.32
2021/10/28	6652332.00	7056601.00	6604593.50	6887725.50	5141989.11	446534.13	487618.25	444352.19	487113.72	2949296.30	113.2303	122.9255	111.9916	120.3004	628101.02
2021/10/29	6880306.00	7177869.50	6859336.00	7094922.00	4202237.82	487269.16	508337.78	485490.22	503347.41	2618655.97	120.3261	124.2713	120.0844	123.3076	404766.41
2021/10/30	7096221.50	7106572.50	6945610.50	7056256.00	3666487.76	503290.03	504727.22	484848.16	493189.09	1666385.34	123.2934	127.0452	121.3564	123.5865	371834.08
2021/10/31	7051884.50	7115240.50	6849375.50	7004986.00	3683186.32	492857.75	501033.25	476470.56	489863.19	1998963.58	123.8118	131.3966	122.3112	127.1757	526386.48
2021/11/1	7005156.00	7134149.00	6818682.50	6960216.50	4124551.41	489879.53	499811.22	475286.44	493412.53	2052007.48	127.1649	129.0795	122.5243	124.6893	417106.36
2021/11/2	6955521.00	7309095.50	6918548.50	7205761.00	4301896.89	493170.00	524292.94	489038.94	522518.50	2369893.36	124.6561	130.4474	123.8499	129.4895	411386.31
2021/11/3	7208944.50	7235262.00	6972966.00	7183119.00	4120820.37	523075.34	531448.50	508990.13	525551.81	2420660.67	129.4601	140.3585	128.4375	137.8898	744525.54
2021/11/4	7179897.50	7199653.00	6912070.50	6995412.50	3712823.77	525264.88	525569.38	503245.03	516506.13	2096298.70	138.0863	143.2065	132.6340	136.8299	593093.32
2021/11/5	6996306.00	7108450.50	6897649.00	6932568.50	3471077.69	516517.44	519608.78	504189.41	508807.28	1710979.10	136.8202	136.8756	129.6676	131.7352	405168.72
2021/11/6	6926126.50	6985307.00	6823475.50	6978139.50	3299801.96	508399.53	513883.03	491651.03	512815.13	1636473.73	131.6333	133.0701	125.7516	130.7056	298303.84
2021/11/7	6981251.50	7186220.00	6967366.00	7186220.00	2805942.62	513087.44	526801.69	511613.31	524331.31	1536648.27	130.7902	140.3603	130.2120	138.1633	384072.72
2021/11/8	7188158.00	7663763.50	7188158.00	7652281.50	4657680.77	524228.59	546253.19	524228.59	544993.00	2184790.46	138.5601	147.2203	138.5601	145.2356	628304.46
2021/11/9	7650345.50	7733316.00	7492643.00	7652090.50	4782831.46	544764.63	545545.75	532532.19	534657.94	2352480.19	145.2532	145.7886	139.1955	142.1515	588401.28
2021/11/10	7560003.00	7799883.50	7202343.50	7403476.50	5550831.20	534465.31	553162.13	511060.69	528097.31	2591197.47	141.9545	153.5746	128.2842	135.9347	846355.39
2021/11/11	7401615.50	7480128.00	7321389.50	7407283.50	4092042.70	528015.25	544703.50	520204.44	539481.38	2045209.86	135.8693	142.9249	134.4160	138.9495	559315.91
2021/11/12	7397477.50	7479955.00	7097401.50	7307679.00	4110247.96	538788.25	549476.00	513617.94	531607.56	2086289.89	138.7082	140.7908	131.7427	135.4734	481850.90
2021/11/13	7307927.50	7395810.50	7212162.50	7344981.00	3471913.65	531562.38	535594.19	522045.53	529938.56	1647128.48	135.4864	137.1853	133.1568	135.7969	329158.55
2021/11/14	7343368.50	7465468.00	7251363.00	7462238.00	2863541.68	529616.38	534311.44	514612.22	527335.56	1387535.10	135.7123	136.7081	133.2309	135.4822	251914.35
2021/11/15	7468444.00	7551824.00	7251923.50	7254003.00	3487740.44	527419.00	542566.25	518857.88	520158.16	1857599.53	135.5081	139.0060	133.5985	133.6912	325321.47
2021/11/16	7272643.50	7272643.50	6741465.50	6912826.00	5382646.93	521638.94	558788.50	473409.47	484481.31	3150407.31	134.0659	134.0659	120.3667	125.3537	554896.01
2021/11/17	6910341.00	6974377.50	6716564.00	6893772.50	4474007.30	484199.28	490960.41	471427.56	489625.16	2533257.82	125.2584	127.6500	122.8668	125.1918	422748.14
2021/11/18	6892873.50	6953797.00	6461437.50	6507584.50	4730031.80	486648.94	495337.06	452377.44	457211.04	2443767.01	125.1907	132.1427	116.8066	119.0789	616490.22
2021/11/19	6502326.50	6642063.50	6371090.50	6625341.00	4411880.84	456648.63	491648.22	455320.47	489985.44	2351291.54	118.9610	125.1028	116.7260	124.4247	426364.64
2021/11/20	6624828.50	6823727.00	6551261.00	6805182.00	3491012.96	489990.47	505498.06	479832.63	502710.06	1761024.49	124.3756	125.5537	121.3251	125.1262	296362.04
2021/11/21	6808979.00	6840204.50	6682265.00	6703741.50	2981839.16	502968.16	504141.91	485735.41	487365.13	1608842.79	125				

Date	日経平均(^N225)					CME日経平均先物ドル建て(NKD)					CME日経平均先物円建て(NIY)					USDJPY
	Open	High	Low	Close	Volume	Open	High	Low	Close	Volume	Open	High	Low	Close	Volume	
2021-11-26	29,324.47	29,332.99	28,606.57	28,751.62		29,450.0	29,585.0	28,030.0	28,170.0	12,082	29,440.0	29,580.0	28,020.0	28,155.0	77,339	113.25
2021-11-24	29,663.45	29,751.85	29,212.93	29,302.66	695303700	29,730.0	29,755.0	29,220.0	29,470.0	4,990	29,705.0	29,745.0	29,205.0	29,460.0	30,110	115.43
2021-11-22	29,618.55	29,804.24	29,542.29	29,774.11	587707900	29,655.0	29,920.0	29,540.0	29,685.0	3,236	29,640.0	29,915.0	29,530.0	29,675.0	27,790	114.85
2021-11-19	29,641.05	29,768.54	29,593.26	29,745.87	655733600	29,625.0	29,795.0	29,485.0	29,630.0	6,282	29,600.0	29,785.0	29,475.0	29,625.0	34,804	114.00
2021-11-18	29,597.93	29,715.67	29,403.40	29,598.66	654090200	29,560.0	29,730.0	29,390.0	29,625.0	4,432	29,550.0	29,715.0	29,380.0	29,610.0	22,380	114.26
2021-11-17	29,906.68	29,908.59	29,623.79	29,688.33	639044800	29,870.0	29,935.0	29,500.0	29,570.0	2,655	29,835.0	29,925.0	29,485.0	29,560.0	22,999	114.16
2021-11-16	29,749.71	29,958.66	29,681.25	29,808.12	619847600	29,755.0	29,980.0	29,690.0	29,840.0	2,158	29,740.0	29,965.0	29,680.0	29,825.0	20,623	114.84
2021-11-15	29,609.97	29,861.88	29,609.97	29,776.80	604251200	29,735.0	29,870.0	29,660.0	29,735.0	1,887	29,760.0	29,860.0	29,645.0	29,720.0	18,135	114.14
2021-11-12	29,381.45	29,660.78	29,277.86	29,609.97	684044500	29,425.0	29,770.0	29,390.0	29,725.0	2,737	29,435.0	29,760.0	29,375.0	29,710.0	24,068	113.88
2021-11-11	29,093.16	29,331.74	29,081.72	29,277.86	605676800	29,045.0	29,490.0	28,990.0	29,435.0	2,830	29,280.0	29,280.0	29,280.0	29,280.0	20,337	114.06
2021-11-10	29,207.70	29,289.22	29,080.52	29,106.78	638903500	29,255.0	29,390.0	29,010.0	29,095.0	3,578	29,105.0	29,105.0	29,105.0	29,105.0	0	113.90
2021-11-09	29,557.55	29,750.38	29,285.46	29,285.46	650448400	29,715.0	29,820.0	29,195.0	29,300.0	4,966	29,280.0	29,280.0	29,280.0	29,280.0	0	112.90
2021-11-08	29,735.45	29,735.45	29,507.05	29,507.05	683466600	29,690.0	29,850.0	29,455.0	29,705.0	3,488	29,500.0	29,500.0	29,500.0	29,500.0	0	113.26
2021-11-05	29,840.73	29,840.73	29,505.42	29,611.57	735077300	29,750.0	29,850.0	29,520.0	29,720.0	4,267	29,600.0	29,600.0	29,600.0	29,600.0	0	113.40
2021-11-04	29,859.74	29,880.81	29,718.78	29,794.37	903998300	29,800.0	29,970.0	29,610.0	29,790.0	3,634	29,785.0	29,785.0	29,785.0	29,785.0	0	113.82
2021-11-02	29,462.40	29,599.39	29,457.18	29,520.90	711160900	29,540.0	29,610.0	29,430.0	29,520.0	3,325	29,505.0	29,505.0	29,505.0	29,505.0	0	113.97
2021-11-01	29,664.59	29,664.59	29,271.03	29,647.08	767309500	29,175.0	29,680.0	29,175.0	29,590.0	5,607	29,630.0	29,630.0	29,630.0	29,630.0	0	114.05
2021-10-29	28,819.16	29,000.24	28,475.06	28,962.69	1044784500	28,900.0	29,075.0	28,485.0	29,005.0	4,962	28,875.0	28,875.0	28,875.0	28,875.0	0	113.98
2021-10-28	28,871.61	28,894.52	28,700.79	28,820.09	1428089200	28,730.0	29,840.0	28,690.0	28,925.0	3,422	28,800.0	28,800.0	28,800.0	28,800.0	0	113.57
2021-10-27	29,056.01	29,139.22	28,870.25	29,098.24	705990000	28,955.0	29,155.0	28,645.0	28,665.0	5,740	29,075.0	29,075.0	29,075.0	29,075.0	0	113.82
2021-10-26	28,927.61	29,160.76	28,895.79	29,106.01	727762800	28,840.0	29,270.0	28,810.0	28,995.0	5,192	29,080.0	29,080.0	29,080.0	29,080.0	0	114.15
2021-10-25	28,527.13	28,666.20	28,473.26	28,600.41	626679600	28,730.0	29,805.0	28,395.0	28,835.0	4,805	28,575.0	28,575.0	28,575.0	28,575.0	0	113.71
2021-10-22	28,578.53	28,989.50	28,547.24	28,804.85	602059200	28,565.0	29,010.0	28,450.0	28,755.0	5,877	28,775.0	28,775.0	28,775.0	28,775.0	0	113.44
2021-10-21	29,152.74	29,220.72	28,689.05	28,708.58	591458200	29,325.0	29,345.0	28,445.0	28,645.0	7,938	28,675.0	28,675.0	28,675.0	28,675.0	0	114.01
2021-10-20	29,385.95	29,489.11	29,222.32	29,255.55	661082500	29,360.0	29,510.0	29,225.0	29,325.0	3,220	29,220.0	29,220.0	29,220.0	29,220.0	0	114.34
2021-10-19	29,117.28	29,272.49	29,076.34	29,215.52	576447900	29,100.0	29,430.0	29,025.0	29,415.0	4,254	29,180.0	29,180.0	29,180.0	29,180.0	0	114.38
2021-10-18	29,093.82	29,144.33	29,025.32	29,025.46	625648900	29,245.0	29,310.0	28,880.0	29,105.0	3,246	28,990.0	28,990.0	28,990.0	28,990.0	0	114.32
2021-10-15	28,787.26	29,082.35	28,726.22	29,068.63	663478700	28,835.0	29,280.0	28,755.0	29,205.0	4,373	29,025.0	29,025.0	29,025.0	29,025.0	0	114.21
2021-10-12	28,458.88	28,468.88	28,166.38	28,230.61	663191200	28,455.0	28,520.0	27,995.0	28,195.0	6,858	28,185.0	28,185.0	28,185.0	28,185.0	0	113.61
2021-10-11	27,977.57	28,581.36	27,899.66	28,498.20	722981600	28,120.0	28,810.0	27,915.0	28,505.0	6,316	28,450.0	28,450.0	28,450.0	28,450.0	0	113.33
2021-10-08	28,031.37	28,319.42	28,020.44	28,048.94	826656700	28,100.0	28,355.0	28,025.0	28,100.0	5,203	28,000.0	28,000.0	28,000.0	28,000.0	0	112.21
2021-10-07	27,911.36	28,015.11	27,641.13	27,678.21	795120000	27,730.0	28,180.0	27,600.0	28,075.0	9,350	27,680.0	27,680.0	27,680.0	27,680.0	0	111.62
2021-10-06	28,033.91	28,209.82	27,293.62	27,528.87	1001882800	28,260.0	28,275.0	27,020.0	27,765.0	21,133	28,150.0	28,150.0	27,525.0	27,525.0	0	111.42
2021-10-05	28,050.39	28,058.67	27,460.66	27,822.12	881941200	27,920.0	28,320.0	27,495.0	28,215.0	10,883	27,585.0	28,000.0	27,575.0	28,000.0	9	111.48
2021-10-04	29,044.47	29,044.47	28,344.77	28,444.89	764007300	29,125.0	29,245.0	27,690.0	27,935.0	16,113	28,440.0	28,440.0	28,440.0	28,440.0	12	110.92
2021-09-30	29,569.19	29,622.27	29,311.34	29,452.66	990270300	29,805.0	29,835.0	29,310.0	29,350.0	7,682	29,440.0	29,440.0	29,440.0	29,440.0	12	111.29
2021-09-29	29,611.92	29,676.37	29,332.29	29,544.29	946521600	29,595.0	29,890.0	29,400.0	29,750.0	8,172	29,530.0	29,530.0	29,530.0	29,530.0	12	111.96
2021-09-28	30,142.38	30,206.76	30,005.77	30,183.96	898059700	30,095.0	30,115.0	29,520.0	29,585.0	6,683	30,170.0	30,170.0	30,170.0	30,170.0	12	111.51
2021-09-27	30,277.82	30,414.61	30,197.40	30,240.06	746356400	30,085.0	30,280.0	30,015.0	30,105.0	3,258	30,225.0	30,225.0	30,225.0	30,225.0	12	110.98
2021-09-24	30,141.61	30,276.38	30,110.89	30,248.81	845845200	30,165.0	30,220.0	29,930.0	30,085.0	4,560	30,230.0	30,230.0	30,230.0	30,230.0	12	110.75
2021-09-21	30,021.25	30,051.00	29,832.52	29,839.71	763112500	29,565.0	30,075.0	29,535.0	29,845.0	8,845	29,815.0	29,815.0	29,815.0	29,815.0	12	110.23
2021-09-17	30,491.58	30,540.50	30,453.49	30,500.05	978602700	30,325.0	30,450.0	30,100.0	30,210.0	6,643	30,285.0	30,470.0	30,285.0	30,470.0	12	109.93
2021-09-16	30,606.15	30,622.39	30,205.99	30,323.34	698636700	30,470.0	30,505.0	30,065.0	30,375.0	5,784	30,290.0	30,290.0	30,290.0	30,290.0	12	109.73
2021-09-15	30,408.13	30,573.41	30,347.30	30,511.71	685556300	30,200.0	30,485.0	30,175.0	30,460.0	5,509	30,475.0	30,475.0	30,475.0	30,475.0	0	109.36
2021-09-14	30,584.77	30,795.78	30,505.93	30,670.10	790954300	30,420.0	30,680.0	30,155.0	30,190.0	10,057	30,635.0	30,635.0	30,635.0	30,635.0	0	109.70
2021-09-13	30,372.02	30,447.37	30,230.67	30,447.37	646296200	30,000.0	30,605.0	30,000.0	30,465.0	10,617	30,410.0	30,410.0	30,410.0	30,410.0	0	110.01
2021-09-10	30,089.45	30,381.84	30,064.02	30,381.84	888238900	29,950.0	30,390.0	29,885.0	29,970.0	9,141	30,340.0	30,340.0	30,340.0	30,340.0	0	109.87
2021-09-09	29,959.21	30,097.19	29,909.92	30,008.19	788045400	29,945.0	30,255.0	29,870.0	30,130.0	7,590	29,950.0	30,265.0	29,865.0	30,130.0	0	109.74
2021-09-08	29,819.55	30,241.87	29,790.91	30,181.21	825313500	29,955.0	30,260.0	29,815.0	29,965.0	10,145	29,960.0	30,260.0	29,810.0	29,960.0	44,628	110.28
2021-09-07	29,883.92	30,047.92	29,838.43	29,916.14	751542000	29,605.0	30,205.0	29,480.0	29,965.0	26,804	29,600.0	30,205.0	29,475.0	29,965.0	89,244	110.27
2021-09-03	28,626.48	29,149.65	28,607.87	29,128.11	748758400	28,660.0	29,640.0	28,600.0	29,600.0	14,603	28,645.0	29,635.0	28,595.0	29,595.0	61,107	109.69
2021-09-02	28,522.46	28,626.20	28,412.91	28,543.51	601424400	28,575.0	28,735.0	28,420.0	28,610.0	5,055	28,540.0	28,735.0	28,415.0	28,610.0	25,681	109.94
2021-09-01	28,179.04	28,454.43	28,179.04	28,451.02	648036200	28,115.0	28,665.0	28,075.0	28,535.0	7,986	28,115.0	28,660.0	28,075.0	28,535.0	33,304	110.02
2021-08-31	27,690.77	28,158.50	27,602.21	28,089.54	758539300	27,725.0	28,205.0	27,600.0	28,070.0	6,622	27,730.0	28,200.0	27,600.0	28,070.0	35,982	110.01
2021-08-30	27,867.60	27,918.74	27,656.63	27,789.29	586304400	27,855.0	27,925.0									

DATE	N225			DOW			S&P500			OIL			GOLD			香港ハンセン指数		
	Close	7/7=100%		Close	7/7=100%		Close	7/7=100%		Close	7/7=100%		Close	7/7=100%		Close	7/7=100%	
2021/11/26	28752	101.36%	34899	100.63%	4594.62	105.43%	68.15	94.39%	1791.88	99.35%	24080.52	86.12%						
2021/11/24	29303	103.30%	35804	103.24%	4701.46	107.88%	78.39	108.57%	1788.64	99.17%	24685.50	88.29%						
2021/11/22	29774	104.96%	35619	102.70%	4682.94	107.45%	76.75	106.30%	1804.80	100.06%	24951.34	89.24%						
2021/11/19	29746	104.86%	35602	102.65%	4697.96	107.80%	76.10	105.40%	1846.97	102.40%	25049.97	89.59%						
2021/11/18	29599	104.34%	35871	103.43%	4704.54	107.95%	79.01	109.43%	1858.91	103.06%	25319.72	90.55%						
2021/11/17	29688	104.66%	35931	103.60%	4688.67	107.58%	78.36	108.53%	1867.43	103.54%	25650.08	91.74%						
2021/11/16	29808	105.08%	36142	104.21%	4700.9	107.87%	80.76	111.86%	1850.43	102.59%	25713.78	91.96%						
2021/11/15	29777	104.97%	36087	104.05%	4682.8	107.45%	80.88	112.02%	1862.80	103.28%	25390.91	90.81%						
2021/11/12	29610	104.38%	36100	104.09%	4682.85	107.45%	80.79	111.90%	1866.08	103.46%	25327.97	90.58%						
2021/11/11	29278	103.21%	35921	103.57%	4649.27	106.68%	81.59	113.01%	1862.00	103.24%	25247.99	90.30%						
2021/11/10	29107	102.61%	36080	104.03%	4646.71	106.62%	81.34	112.66%	1849.36	102.53%	24996.14	89.40%						
2021/11/9	29285	103.24%	36320	104.72%	4685.25	107.51%	84.15	116.55%	1831.83	101.56%	24813.13	88.74%						
2021/11/8	29507	104.02%	36432	105.05%	4701.7	107.88%	81.93	113.48%	1824.32	101.15%	24763.77	88.57%						
2021/11/5	29612	104.39%	36328	104.75%	4697.53	107.79%	81.27	112.56%	1818.22	100.81%	24870.51	88.95%						
2021/11/4	29794	105.03%	36124	104.16%	4680.06	107.39%	78.81	109.16%	1791.43	99.32%	25225.19	90.22%						
2021/11/2	29521	104.07%	36053	103.95%	4630.65	106.25%	83.91	116.22%	1787.09	99.08%	25099.67	89.77%						
2021/11/1	29647	104.51%	35914	103.55%	4613.67	105.86%	84.05	116.41%	1791.87	99.35%	25154.32	89.96%						
2021/10/29	28893	101.85%	35820	103.28%	4605.38	105.67%	83.57	115.75%	1782.82	98.85%	25377.24	90.76%						
2021/10/28	28820	101.60%	35730	103.02%	4596.42	105.47%	82.81	114.70%	1798.86	99.73%	25555.73	91.40%						
2021/10/27	29098	102.58%	35491	102.33%	4551.68	104.44%	82.66	114.49%	1797.00	99.63%	25628.74	91.66%						
2021/10/26	29106	102.61%	35757	103.10%	4574.79	104.97%	84.65	117.24%	1792.85	99.40%	26038.27	93.12%						
2021/10/25	28600	100.82%	35741	103.05%	4566.48	104.78%	83.76	116.01%	1807.73	100.23%	26132.03	93.46%						
2021/10/22	28805	101.54%	35677	102.87%	4544.9	104.29%	83.76	116.01%	1794.13	99.47%	26126.93	93.44%						
2021/10/21	28709	101.20%	35603	102.66%	4549.78	104.40%	82.50	114.27%	1782.83	98.85%	26017.53	93.05%						
2021/10/20	29256	103.13%	35609	102.67%	4536.19	104.09%	83.87	116.16%	1782.04	98.80%	26136.02	93.47%						
2021/10/19	29216	102.99%	35457	102.24%	4519.63	103.71%	82.96	114.90%	1769.54	98.11%	25787.21	92.23%						
2021/10/18	29025	102.32%	35259	101.66%	4486.46	102.94%	82.44	114.18%	1764.87	97.85%	25409.75	90.88%						
2021/10/15	29069	102.47%	35295	101.77%	4471.37	102.60%	82.28	113.96%	1768.33	98.04%	25330.96	90.60%						
2021/10/12	28231	99.52%	34378	99.13%	4350.65	99.83%	80.64	111.69%	1760.11	97.59%	24962.59	89.28%						
2021/10/11	28498	100.46%	34496	99.46%	4361.19	100.07%	80.52	111.52%	1754.20	97.26%	25325.09	90.57%						
2021/10/8	28049	98.88%	34746	100.19%	4391.34	100.76%	79.35	109.90%	1756.88	97.41%	24837.85	88.83%						
2021/10/7	27678	97.57%	34755	100.21%	4399.76	100.96%	78.30	108.45%	1755.17	97.31%	24701.73	88.34%						
2021/10/6	27529	97.05%	34417	99.24%	4363.55	100.12%	77.43	107.24%	1762.65	97.73%	23966.49	85.72%						
2021/10/5	27822	98.08%	34315	98.94%	4345.72	99.72%	78.93	109.32%	1759.96	97.58%	24104.15	86.21%						
2021/10/4	28445	100.27%	34003	98.04%	4300.46	98.68%	77.62	107.51%	1769.44	98.10%	24036.37	85.97%						
2021/9/30	29453	103.83%	33844	97.58%	4307.54	98.84%	75.03	103.92%	1756.90	97.41%	24575.64	87.89%						
2021/9/29	29544	104.15%	34391	99.16%	4359.46	100.03%	74.83	103.64%	1726.35	95.71%	24663.50	88.21%						
2021/9/28	30184	106.41%	34300	98.90%	4352.63	99.87%	75.29	104.28%	1733.93	96.13%	24500.39	87.62%						
2021/9/27	30240	106.60%	34869	100.54%	4443.11	101.95%	75.45	104.50%	1750.09	97.03%	24208.78	86.58%						
2021/9/24	30249	106.63%	34798	100.34%	4455.48	102.23%	73.98	102.47%	1746.72	96.84%	24192.16	86.52%						
2021/9/21	29840	105.19%	33920	99.80%	4354.19	99.91%	70.56	97.73%	1774.19	98.37%	24221.54	86.63%						
2021/9/17	30500	107.52%	34585	99.72%	4432.99	101.72%	71.97	99.68%	1751.65	97.12%	24920.76	89.13%						
2021/9/16	30323	106.90%	34751	100.20%	4473.75	102.65%	72.61	100.57%	1753.41	97.21%	24667.85	88.22%						
2021/9/15	30512	107.56%	34814	100.38%	4480.7	102.81%	72.61	100.57%	1793.78	99.45%	25033.21	89.53%						
2021/9/14	30670	108.12%	34578	99.70%	4443.05	101.95%	70.46	97.59%	1804.61	100.05%	25502.23	91.21%						
2021/9/13	30447	107.33%	34870	100.54%	4468.73	102.54%	70.45	97.58%	1793.63	99.44%	25813.81	92.32%						
2021/9/10	30382	107.10%	34608	99.79%	4458.58	102.30%	69.72	96.57%	1787.90	99.13%	26205.91	93.72%						
2021/9/9	30008	105.79%	34879	100.57%	4493.28	103.10%	68.14	94.38%	1794.50	99.49%	25716.00	91.97%						
2021/9/8	30181	106.40%	35031	101.01%	4514.07	103.58%	69.30	95.98%	1789.23	99.20%	26320.93	94.14%						
2021/9/7	29916	105.46%	35100	101.21%	4520.03	103.71%	68.35	94.67%	1794.40	99.49%	26353.63	94.25%						
2021/9/3	29128	102.68%	35369	101.98%	4535.43	104.07%	69.29	95.97%	1828.65	101.39%	25901.99	92.64%						
2021/9/2	28544	100.62%	35444	102.20%	4536.95	104.10%	69.99	96.94%	1809.57	100.33%	26090.43	93.31%						
2021/9/1	28451	100.30%	35313	101.82%	4524.09	103.81%	68.59	95.00%	1813.83	100.56%	26028.29	93.09%						
2021/8/31	28090	99.02%	35361	101.96%	4522.68	103.78%	68.50	94.88%	1813.47	100.54%	25878.99	92.56%						
2021/8/30	27789	97.96%	35400	102.07%	4528.79	103.92%	69.21	95.86%	1810.16	100.36%	25539.54	91.34%						
2021/8/27	27641	97.44%	35456	102.23%	4509.37	103.47%	68.74	95.21%	1818.45	100.82%	25407.89	90.87%						
2021/8/26	27742	97.80%	35213	101.53%	4470	102.57%	67.42	93.38%	1792.09	99.36%	25415.69	90.90%						
2021/8/25	27725	97.74%	35406	102.09%	4496.19	103.17%	68.36	94.68%	1790.90	99.29%	25693.95	91.89%						
2021/8/24	27732	97.76%	35366	101.97%	4486.23	102.94%	67.54	93.55%	1802.95	99.96%	25727.92	92.01%						
2021/8/23	27494	96.92%	35336	101.89%	4479.53	102.79%	65.64	90.91%	1805.50	100.10%	25109.59	89.80%						
2021/8/20	27013	95.23%	35120	101.26%	4441.67	101.92%	62.32	86.32%	1782.18	98.81%	24849.72	88.87%						
2021/8/19	27281	96.17%	34894	100.61%	4405.8	101.09%	63.69	88.21%	1780.13	98.70%	25316.33	90.54%						
2021/8/18	27586	97.25%	34961	100.80%	4400.27	100.97%	65.46	90.66%	1787.74	99.12%	25867.01	92.51%						
2021/8/17	27424	96.68%	35343	101.91%	4448.08	102.06%	66.59	92.23%	1786.06	99.02%	25745.87	92.08%						
2021/8/16	27523	97.03%	35625	102.72%	4479.71	102.79%	67.29	93.20%	1787.25	99.09%	26181.46	93.64%						
2021/8/13	27977	98.63%	35515	102.40%	4468	102.52%	68.44	94.79%	1778.57	98.61%	26391.62	94.39%						
2021/8/12	28015	98.76%	35500	102.36%	4460.83	102.36%	69.09	95.69%	1752.66	97.17%	26517.82	94.84%						
2021/8/11	28071	98.95%	35485	102.32%	4447.7	102.06%	69.25	95.91%	1751.73	97.12%	26660.16	95.35%						
2021/8/10	27888	98.31%	35265	101.68%	4436.75	101.80%	68.29	94.58%	1729.15	95.87%	26605.62	95.15%						
2021/8/6	27820	98.07%	35209	101.52%	4436.52	101.80%	68.28	94.57%	1760.33	97.60%	26179.40	93.63%						
2021/8/5	27728	97.75%	35064	101.10%	4429.11	101.63%	69.09	95.69%	1804.36	100.04%	26204.69	93.72%						
2021/8/4	27584	97.24%	34793	100.32%	4402.66	101.02%	68.15	94.39%	1812.08	100.47%	26426.55	94.51%						
2021/8/3	27642	97.44%	35116	101.25%	4423.15	101.49%	70.56	97.73%	1810.50	100.38%	26194.82	93.68%						
2021/8/2	27781	97.93%	34838	100.45%	4387.16	100.67%	71.26	98.70%	1813.33	100.54%	26235.80	93.83%						
2021/7/30	27284	96.18%	34935	100.73%	4395.26	100.85%	73.95	102.42%	1813.91	100.57%	25961.03	92.85%						
2021/7/29	27782	97.94%	35085	101.16%	4419.15	101.40%	73.62	101.97%	1828.17	101.36%	26315.32	94.12%						
2021/7/28	27582	97.23%	34931	100.72%	4400.64	100.98%	72.39	100.26%	1807.15	100.19%	25473.88	91.11%						
2021/7/27	27970	98.60%	35059	101.09%	4401.46	100.99%	71.65	99.24%	1798.96	99.74%	25086.43	89.72%						
2021/7/26	27833	98.12%	35144	101.33%	4422.3	101.47%	71.91	99.60%	1797.48	99.66%	26192.32	93.68%						
2021/7/21	27548	97.11%	34798	100.34%	4358.69	100.01%	70.30	97.37%	1803.51	99.99%	27224.58	97.37%						
2021/7/20	27388	96.55%	34512	99.51%	4323.06	99.20%	67.42	93.38%	1810.27	100.37%	27259.25	97.49%						

過去5日及び過去4週の4本値と各種ピボット

2021/11/22 ~ 2021/11/26

USD/JPY										Demark										Pivot										Fibonacci Zone									
当日のOHLCLから計算される翌日の										TD Range Projection										TD pivot points																			
日足	Open	High	Low	Close	値幅/日	引け形態	真の高値	真の安値	予想高値	予想安値	予想高値	予想安値	StopLoss	Support	Pivot	Resistance	StopLoss	3-days AVG	Support Zone 2	Support Zone 1	BP	Resistance Zone 1	Resistance Zone 2																
													LBOP	S2	S1	PP	R1	R2	HBOP																				
2021/11/22	114.03	114.96	114.02	114.85	94p	陽線引け	-	-	-	-	-	-	113.32	113.67	114.26	114.61	115.20	115.55	116.13																				
2021/11/23	114.85	115.18	114.53	115.11	65p	陽線引け	115.18	114.53	115.47	114.82	115.47	114.82	114.05	114.29	114.70	114.94	115.35	115.59	116.00																				
2021/11/24	115.11	115.52	114.83	115.43	69p	陽線引け	115.52	114.83	115.81	115.13	115.81	115.13	114.31	114.57	115.00	115.26	115.69	115.94	116.37	114.93	Bull	114.31	~ 114.57																
2021/11/25	115.43	115.46	115.24	115.35	22p	陰線引け	115.46	115.24	115.40	115.19	115.40	115.19	115.02	115.13	115.24	115.35	115.46	115.57	115.67	115.18	Bull	115.05	~ 115.13																
2021/11/26	115.35	115.37	113.05	113.25	232p	陰線引け	115.37	113.05	114.31	111.99	114.31	111.99	110.09	111.57	112.41	111.89	114.73	116.21	117.05	114.83	Bear	110.69	~ 111.57																
週足	Open	High	Low	Close	値幅/週	引け形態	真の高値	真の安値	予想高値	予想安値	予想高値	予想安値	LBOP	S2	S1	PP	R1	R2	HBOP	3-days AVG	Support Zone 2	Support Zone 1	BP	Resistance Zone 1	Resistance Zone 2														
2021/11/01 ~ 2021/11/05	114.14	114.44	113.30	113.40	114p	陰線引け	-	-	-	-	-	-	111.85	112.58	112.99	113.72	114.13	114.86	115.27																				
2021/11/08 ~ 2021/11/12	113.43	114.30	112.73	113.88	157p	陽線引け	114.30	112.73	114.59	113.59	114.59	113.59	111.40	112.06	112.97	113.64	114.54	115.21	116.12																				
2021/11/15 ~ 2021/11/19	113.98	114.97	113.59	114.00	138p	陽線引け	114.97	113.59	115.17	113.79	115.17	113.79	112.03	112.81	113.40	114.19	114.78	115.56	116.16	113.85	Bull	112.28	~ 112.81																
2021/11/22 ~ 2021/11/26	114.03	115.52	113.05	113.25	246p	陰線引け	115.52	113.05	114.38	111.92	114.38	111.92	109.90	111.48	112.36	113.94	114.83	116.40	117.29	113.92	Bull	110.54	~ 111.48																

EUR/JPY										Demark										Pivot										Fibonacci Zone									
当日のOHLCLから計算される翌日の										TD Range Projection										TD pivot points																			
日足	Open	High	Low	Close	値幅/日	引け形態	真の高値	真の安値	予想高値	予想安値	予想高値	予想安値	StopLoss	Support	Pivot	Resistance	StopLoss	3-days AVG	Support Zone 2	Support Zone 1	BP	Resistance Zone 1	Resistance Zone 2																
													LBOP	S2	S1	PP	R1	R2	HBOP																				
2021/11/22	128.67	129.32	128.56	129.07	76p	陽線引け	-	-	-	-	-	-	127.88	128.22	128.64	128.98	129.41	129.75	130.17																				
2021/11/23	129.06	129.60	128.96	129.49	64p	陽線引け	129.60	128.96	129.86	129.22	129.86	129.22	128.46	128.71	129.10	129.35	129.74	129.99	130.38																				
2021/11/24	129.49	129.56	128.71	129.29	86p	陽線引け	129.56	128.71	129.42	128.57	129.42	128.57	127.95	128.33	128.81	129.18	129.66	130.04	130.52	129.17	Bull	128.00	~ 128.33																
2021/11/25	129.29	129.53	129.25	129.29	28p	陽線引け	129.53	129.25	129.41	129.13	129.41	129.13	129.08	129.08	129.18	129.35	129.46	129.63	129.74	129.30	Bull	128.97	~ 129.08																
2021/11/26	129.30	129.30	127.80	128.24	150p	陽線引け	129.30	127.80	128.77	127.27	128.77	127.27	126.10	126.95	127.60	128.45	129.09	129.95	130.59	129.00	Bear	126.38	~ 126.95																
週足	Open	High	Low	Close	値幅/週	引け形態	真の高値	真の安値	予想高値	予想安値	予想高値	予想安値	LBOP	S2	S1	PP	R1	R2	HBOP	3-days AVG	Support Zone 2	Support Zone 1	BP	Resistance Zone 1	Resistance Zone 2														
2021/11/01 ~ 2021/11/05	131.97	132.57	130.84	131.18	173p	陽線引け	-	-	-	-	-	-	128.76	129.80	130.49	131.53	132.22	133.26	133.94																				
2021/11/08 ~ 2021/11/12	131.18	131.43	130.25	130.35	119p	陽線引け	131.43	130.25	130.89	129.81	130.89	129.71	128.74	129.49	129.92	130.68	131.11	131.86	132.29																				
2021/11/15 ~ 2021/11/19	130.43	130.60	127.98	128.68	262p	陽線引け	130.60	127.98	129.64	127.02	129.64	127.02	124.96	126.47	127.58	129.09	130.20	131.71	132.81	130.43	Bear	125.47	~ 126.47																
2021/11/22 ~ 2021/11/26	128.67	129.60	127.80	128.24	180p	陽線引け	129.60	127.80	128.92	127.12	128.92	127.12	125.70	126.75	127.50	128.55	129.29	130.35	131.09	129.44	Bear	126.06	~ 126.75																

EUR/USD										Demark										Pivot										Fibonacci Zone									
当日のOHLCLから計算される翌日の										TD Range Projection										TD pivot points																			
日足	Open	High	Low	Close	値幅/日	引け形態	真の高値	真の安値	予想高値	予想安値	予想高値	予想安値	StopLoss	Support	Pivot	Resistance	StopLoss	3-days AVG	Support Zone 2	Support Zone 1	BP	Resistance Zone 1	Resistance Zone 2																
													LBOP	S2	S1	PP	R1	R2	HBOP																				
2021/11/22	1.1284	1.1291	1.1231	1.1238	60p	陽線引け	-	-	-	-	-	-	1.1156	1.1194	1.1216	1.1253	1.1275	1.1313	1.1335																				
2021/11/23	1.1237	1.1275	1.1226	1.1249	49p	陽線引け	1.1275	1.1226	1.1286	1.1238	1.1286	1.1238	1.1177	1.1202	1.1225	1.1250	1.1274	1.1299	1.1322																				
2021/11/24	1.1249	1.1255	1.1187	1.1201	68p	陽線引け	1.1255	1.1187	1.1228	1.1160	1.1228	1.1160	1.1105	1.1146	1.1173	1.1214	1.1242	1.1283	1.1310	1.1239	Bear	1.1120	~ 1.1146																
2021/11/25	1.1201	1.1230	1.1201	1.1208	29p	陽線引け	1.1230	1.1201	1.1234	1.1204	1.1234	1.1204	1.1167	1.1184	1.1196	1.1213	1.1225	1.1242	1.1254	1.1226	Bear	1.1172	~ 1.1184																
2021/11/26	1.1208	1.1324	1.1206	1.1324	118p	陽線引け	1.1324	1.1206	1.1383	1.1265	1.1383	1.1265	1.1128	1.1167	1.1246	1.1285	1.1363	1.1403	1.1481	1.1237	Bull	1.1122	~ 1.1167																
週足	Open	High	Low	Close	値幅/週	引け形態	真の高値	真の安値	予想高値	予想安値	予想高値	予想安値	LBOP	S2	S1	PP	R1	R2	HBOP	3-days AVG	Support Zone 2	Support Zone 1	BP	Resistance Zone 1	Resistance Zone 2														
2021/11/01 ~ 2021/11/05	1.1562	1.1617	1.1514	1.1567	103p	陽線引け	-	-	-	-	-	-	1.1412	1.1463	1.1515	1.1566	1.1618	1.1669	1.1721																				
2021/11/08 ~ 2021/11/12	1.1563	1.1608	1.1434	1.1446	175p	陽線引け	1.1608	1.1446	1.1527	1.1366	1.1527	1.1366	1.1209	1.1322	1.1384	1.1496	1.1558	1.1671	1.1733																				
2021/11/15 ~ 2021/11/19	1.1443	1.1464	1.1250	1.1288	214p	陽線引け	1.1464	1.1250	1.1376	1.1162	1.1376	1.1162	1.0991	1.1120	1.1204	1.1334	1.1418	1.1548	1.1632	1.1465	Bear	1.1039	~ 1.1120																
2021/11/22 ~ 2021/11/26	1.1284	1.1324	1.1187	1.1324	138p	陽線引け	1.1324	1.1187	1.1393	1.1255	1.1393	1.1255	1.1094	1.1140	1.1232	1.1278	1.1370	1.1416	1.1508	1.1369	Bear	1.1088	~ 1.1140																

GBP/JPY										Demark										Pivot										Fibonacci Zone									
当日のOHLCLから計算される翌日の										TD Range Projection										TD pivot points																			
日足	Open	High	Low	Close	値幅/日	引け形態	真の高値	真の安値	予想高値	予想安値	予想高値	予想安値	StopLoss	Support	Pivot	Resistance	StopLoss	3-days AVG	Support Zone 2	Support Zone 1	BP	Resistance Zone 1	Resistance Zone 2																
													LBOP	S2	S1	PP	R1	R2	HBOP																				
2021/11/22	153.31	154.07	153.14	153.85	93p	陽線引け	-	-	-	-	-	-	152.38	152.76	153.31	153.69	154.23	154.61	155.16																				
2021/11/23	153.85	154.22	153.30	153.98	92p	陽線引け	154.22	153.30	154.56	153.64	154.56	153.64	152.52	152.91	153.45	153.83	154.37	154.76	155.29																				
2021/11/24	153.98	154.16	153.39	153.84	77p	陽線引け	154.16	153.39	154.00	153.23	154.00	153.23	152.66	153.02	153.43	153.79	154.20	154.56	154.97	153.77	Bull	152.73	~ 153.02																
2021/11/25	153.84	154.06	153.42	153.66	64p	陽線引け	154.06	153.42	153.86	153.22	153.86	153.22	152.72	153.07	153.36	153.71	154.01	154.36	154.65	153.78	Bear	152.83	~ 153.07																
2021/11/26	153.69	153.70	150.73	151.23	298p	陽線引け	153.70	150.73	152.47	149.49	152.47	149.49	147.10	148.91	150.07	151.89	153.05	154.86	156.02	153.13	Bear	147.77	~ 148.91																
週足	Open	High	Low	Close	値幅/週	引け形態	真の高値	真の安値	予想高値	予想安値	予想高値	予想安値	LBOP	S2	S1	PP	R1	R2	HBOP	3-days AVG	Support Zone 2	Support Zone 1	BP	Resistance Zone 1	Resistance Zone 2														
2021/11/01 ~ 2021/11/05	156.21	156.50	152.82	153.07	368p	陽線引け	-	-	-	-	-	-	148.09	150.45	151.76	154.13	155.44	157.81	159.12																				
2021/11/08 ~ 2021/11/12	153.02	153.74	152.39	152.85	135p	陽線引け	153.74	152.39	153.29	152.37	153.29	152.37	150.89	151.64	152.24	152.99	153.60	154.34	154.95																				
2021/11/15 ~ 2021/11/19	152.92	154.73	152.53	153.25	221p	陽線引け	154.73	152.53	155.09	152.89	155.09	152.89	150.07	151.30	152.27	153.50	154.48	155.71	156.68	153.54	Bear	150.45	~ 151.30																
2021/11/22 ~ 2021/11/26	153.31	154.22	150.73	151.23	350p	陽線引け	154.22	150.73	152.73	149.23	152.73	149.23	146.40	148.57	149.90	152.06	153.39	155.56	156.89	152.85	Bear	147.23	~ 148.57																

GBP/USD										Demark										Pivot										Fibonacci Zone									
当日のOHLCLから計算される翌日の										TD Range Projection										TD pivot points																			
日足	Open	High	Low	Close	値幅/日	引け形態	真の高値	真の安値	予想高値	予想安値	予想高値	予想安値	StopLoss	Support	Pivot	Resistance	StopLoss	3-days AVG	Support Zone 2	Support																			

IMM扱い8通貨/ダウ/日経/金/オイル/主要クロス円の過去5日及び過去5週の4本値

AUDUSD					CADUSD					CHFUSD				
Date	Open	High	Low	Close	Date	Open	High	Low	Close	Date	Open	High	Low	Close
2021/11/26	0.7188	0.7191	0.7113	0.7123	2021/11/26	0.7905	0.7905	0.7813	0.7820	2021/11/26	1.0688	1.0849	1.0684	1.0836
2021/11/25	0.7196	0.7209	0.7180	0.7187	2021/11/25	0.7899	0.7911	0.7888	0.7905	2021/11/25	1.0708	1.0724	1.0682	1.0686
2021/11/24	0.7225	0.7228	0.7184	0.7195	2021/11/24	0.7891	0.7903	0.7868	0.7899	2021/11/24	1.0715	1.0720	1.0669	1.0709
2021/11/23	0.7225	0.7236	0.7207	0.7225	2021/11/23	0.7873	0.7899	0.7846	0.7892	2021/11/23	1.0720	1.0751	1.0702	1.0715
2021/11/22	0.7232	0.7274	0.7221	0.7225	2021/11/22	0.7909	0.7919	0.7871	0.7873	2021/11/22	1.0764	1.0791	1.0713	1.0719

CNYUSD					EURUSD					GBPUSD				
Date	Open	High	Low	Close	Date	Open	High	Low	Close	Date	Open	High	Low	Close
2021/11/26	0.1565	0.1565	0.1563	0.1564	2021/11/26	1.1208	1.1324	1.1206	1.1324	2021/11/26	1.3321	1.3362	1.3279	1.3354
2021/11/25	0.1564	0.1566	0.1564	0.1565	2021/11/25	1.1201	1.1230	1.1201	1.1208	2021/11/25	1.3328	1.3354	1.3306	1.3321
2021/11/24	0.1565	0.1566	0.1564	0.1565	2021/11/24	1.1249	1.1255	1.1187	1.1201	2021/11/24	1.3377	1.3389	1.3316	1.3328
2021/11/23	0.1565	0.1566	0.1565	0.1565	2021/11/23	1.1237	1.1275	1.1226	1.1249	2021/11/23	1.3395	1.3409	1.3343	1.3377
2021/11/22	0.1564	0.1568	0.1564	0.1566	2021/11/22	1.1284	1.1291	1.1231	1.1238	2021/11/22	1.3444	1.3450	1.3385	1.3396

JPYUSD					MXNUSD					NZDUSD				
Date	Open	High	Low	Close	Date	Open	High	Low	Close	Date	Open	High	Low	Close
2021/11/26	0.8668	0.8845	0.8668	0.8830	2021/11/26	4.6394	4.6394	4.5174	4.5591	2021/11/26	0.6854	0.6856	0.6805	0.6818
2021/11/25	0.8664	0.8677	0.8661	0.8669	2021/11/25	4.6685	4.6808	4.6310	4.6394	2021/11/25	0.6877	0.6894	0.6840	0.6854
2021/11/24	0.8687	0.8709	0.8657	0.8664	2021/11/24	4.7162	4.7164	4.6371	4.6685	2021/11/24	0.6952	0.6957	0.6856	0.6876
2021/11/23	0.8707	0.8732	0.8682	0.8687	2021/11/23	4.7605	4.7631	4.6961	4.7220	2021/11/23	0.6955	0.6959	0.6916	0.6953
2021/11/22	0.8770	0.8770	0.8699	0.8707	2021/11/22	4.7938	4.8037	4.7565	4.7605	2021/11/22	0.6994	0.7014	0.6948	0.6955

Nikkei 225 - Japan (NIX)					出来高	
Date	Open	High	Low	Close	(ドル建て終値)	出来高
2021/11/26	29324.47	29332.99	28606.57	28751.62	253.88	0 1302316900
2021/11/25	29469.65	29567.81	29444.54	29499.28	255.74	507120000 959420900
2021/11/24	29663.45	29751.85	29212.93	29302.66	253.87	695303700 1221338200
2021/11/23	--non--	--non--	--non--	--non--	--non--	0 0
2021/11/22	29618.55	29804.24	29542.29	29774.11	259.25	587707900 1064922000
週4本値	29618.55	29804.24	28606.57	28751.62	253.88	(N225銘柄計) (東証一部全体計)

XAUUSD				
Date	Open	High	Low	Close
2021/11/26	1788.71	1815.46	1781.00	1791.88
2021/11/25	1788.34	1795.12	1786.17	1788.64
2021/11/24	1789.28	1796.40	1778.83	1788.64
2021/11/23	1807.30	1812.37	1782.16	1789.12
2021/11/22	1847.07	1849.13	1802.39	1804.80
週4本値	1847.07	1849.13	1778.83	1791.88

Dow Jones Industrial - USA (DJIA)					5営業日以内に休業日あり	
Date	Open	High	Low	Close	出来高	
2021/11/26	35366.69	35366.69	34749.80	34899.34	324580000	
2021/11/24	35752.31	35825.47	35591.03	35804.38	280960000	
2021/11/23	35619.92	35841.52	35542.87	35813.80	392520000	
2021/11/22	35631.41	35929.66	35615.55	35619.25	420810000	
2021/11/19	35879.09	35879.09	35555.37	35601.98	408840000	
週4本値	35879.09	35929.66	34749.80	34899.34		

Historical Data by

 Arrangement by
<https://fx.najirane.com>

Crude Light Oil					
Date	Open	High	Low	Close	出来高
2021/11/26	78.34	78.65	67.40	68.15	825163
2021/11/25	0.00	0.00	0.00	0.00	0
2021/11/24	78.48	79.23	77.98	78.39	328848
2021/11/23	76.46	78.86	75.30	78.50	506987
2021/11/22	75.75	77.16	74.76	76.75	465768
週4本値	75.75	79.23	0.00	68.15	

USDJPY					EURJPY					GBPJPY				
日付	始値	高値	安値	終値	日付	始値	高値	安値	終値	日付	始値	高値	安値	終値
2021/11/26	115.35	115.37	113.05	113.25	2021/11/26	129.30	129.30	127.80	128.24	2021/11/26	153.69	153.70	150.73	151.23
2021/11/25	115.43	115.46	115.24	115.35	2021/11/25	129.29	129.53	129.25	129.29	2021/11/25	153.84	154.06	153.42	153.66
2021/11/24	115.11	115.52	114.83	115.43	2021/11/24	129.49	129.56	128.71	129.29	2021/11/24	153.98	154.16	153.39	153.84
2021/11/23	114.85	115.18	114.53	115.11	2021/11/23	129.06	129.60	128.96	129.49	2021/11/23	153.85	154.22	153.30	153.98
2021/11/22	114.03	114.96	114.02	114.85	2021/11/22	128.67	129.32	128.56	129.07	2021/11/22	153.31	154.07	153.14	153.85

USDJPY Weekly					EURJPY Weekly					GBPJPY Weekly				
日付	始値	高値	安値	終値	日付	始値	高値	安値	終値	日付	始値	高値	安値	終値
2021/11/26	114.03	115.52	113.05	113.25	2021/11/26	128.67	129.60	127.80	128.24	2021/11/26	153.31	154.22	150.73	151.23
2021/11/19	113.98	114.97	113.59	114.00	2021/11/19	130.43	130.60	127.98	128.68	2021/11/19	152.92	154.73	152.53	153.25
2021/11/12	113.43	114.30	112.73	113.88	2021/11/12	131.18	131.43	130.25	130.35	2021/11/12	153.02	153.74	152.39	152.85
2021/11/05	114.14	114.44	113.30	113.40	2021/11/05	131.97	132.57	130.84	131.18	2021/11/05	156.21	156.50	152.82	153.07
2021/10/29	113.54	114.31	113.26	113.98	2021/10/29	132.09	132.92	131.57	131.75	2021/10/29	156.14	157.77	155.71	155.98

先週のIMM取り扱い対ドル8通貨チャート

※ 赤点線は週最高値/青天線は週最低値、BB中心線はSMA21

2021/11/22 ~ 2021/11/26

Chart by OANDA Japan MetaTrader4



Pivot Maker Ver 3.0 by FX_勝てば官軍?

<https://fx.najirane.com>