

JAPANESE YEN - CHICAGO MERCANTILE EXCHANGE

Code-097741

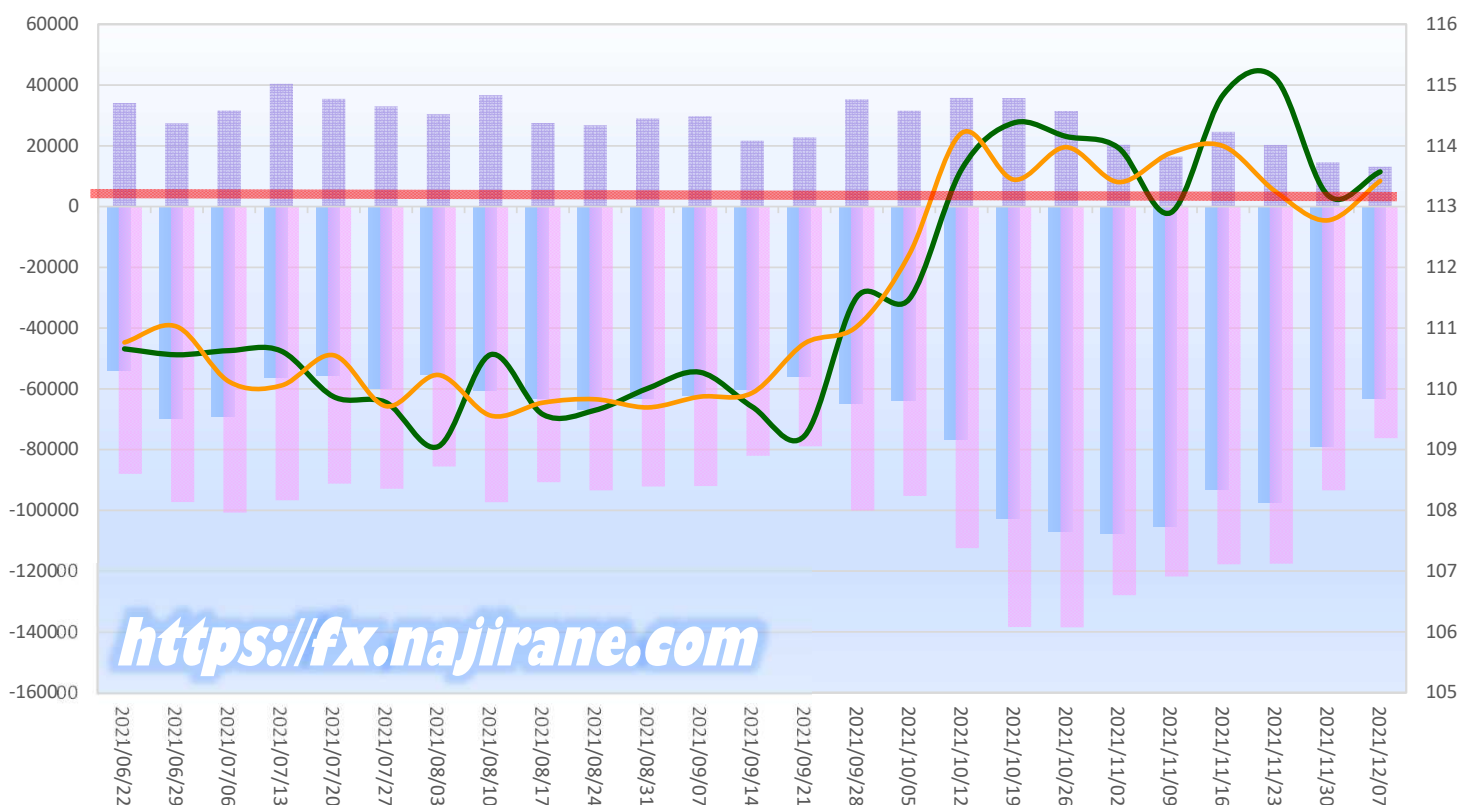
2021/06/15 ~ 2021/12/07

2021/12/10 NYクローズ時公表値

Report_Date	Non Commercial Positions											参考引け値		
	Long	増減	増減(%)	Short	増減	増減(%)	売り越し	増減	増減(%)	売買計	増減	増減(%)	12/7(火)	12/10(金)
2021/12/07	13148	-1437	-9.9%	76229	-17222	-18.4%	63081	-15785	-20.0%	89377	-18659	-17.3%	113.57	113.42
2021/11/30	14585	-5700	-28.1%	93451	-24087	-20.5%	78866	-18387	-18.9%	108036	-29787	-21.6%	113.19	112.77
2021/11/23	20285	-4350	-17.7%	117538	-223	-0.2%	97253	4127	4.4%	137823	-4573	-3.2%	115.11	113.25
2021/11/16	24635	8195	49.8%	117761	-4030	-3.3%	93126	-12225	-11.6%	142396	4165	3.0%	114.84	114.00
2021/11/09	16440	-3897	-19.2%	121791	-6170	-4.8%	105351	-2273	-2.1%	138231	-10067	-6.8%	112.90	113.88
2021/11/02	20337	-11150	-35.4%	127961	-10562	-7.6%	107624	588	0.5%	148298	-21712	-12.8%	113.97	113.40
2021/10/26	31487	-4226	-11.8%	138523	76	0.1%	107036	4302	4.2%	170010	-4150	-2.4%	114.15	113.98
2021/10/19	35713	-97	-0.3%	138447	26003	23.1%	102734	26100	34.1%	174160	25906	17.5%	114.38	113.44
2021/10/12	35810	4241	13.4%	112444	17181	18.0%	76634	12940	20.3%	148254	21422	16.9%	113.61	114.21
2021/10/05	31569	-3759	-10.6%	95263	-4825	-4.8%	63694	-1066	-1.6%	126832	-8584	-6.3%	111.48	112.21
2021/09/28	35328	12484	54.6%	100088	21173	26.8%	64760	8689	15.5%	135416	33657	33.1%	111.51	111.03
2021/09/21	22844	1116	5.1%	78915	-3108	-3.8%	56071	-4224	-7.0%	101759	-1992	-1.9%	109.23	110.75
2021/09/14	21728	-7976	-26.9%	82023	-10006	-10.9%	60295	-2030	-3.3%	103751	-17982	-14.8%	109.70	109.93
2021/09/07	29704	674	2.3%	92029	-131	-0.1%	62325	-805	-1.3%	121733	543	0.4%	110.27	109.87
2021/08/31	29030	2267	8.5%	92160	-1274	-1.4%	63130	-3541	-5.3%	121190	993	0.8%	110.01	109.69
2021/08/24	26763	-769	-2.8%	93434	2694	3.0%	66671	3463	5.5%	120197	1925	1.6%	109.65	109.83
2021/08/17	27532	-9152	-24.9%	90740	-6601	-6.8%	63208	2551	4.2%	118272	-15753	-11.8%	109.58	109.77
2021/08/10	36684	6275	20.6%	97341	11742	13.7%	60657	5467	9.9%	134025	18017	15.5%	110.56	109.56
2021/08/03	30409	-2566	-7.8%	85599	-7310	-7.9%	55190	-4744	-7.9%	116008	-9876	-7.8%	109.05	110.23
2021/07/27	32975	-2499	-7.0%	92909	1704	1.9%	59934	4203	7.5%	125884	-795	-0.6%	109.77	109.71
2021/07/20	35474	-4966	-12.3%	91205	-5485	-5.7%	55731	-519	-0.9%	126679	-10451	-7.6%	109.87	110.55
2021/07/13	40440	8815	27.9%	96690	-4071	-4.0%	56250	-12886	-18.6%	137130	4744	3.6%	110.62	110.05
2021/07/06	31625	4245	15.5%	100761	3486	3.6%	69136	-759	-1.1%	132386	7731	6.2%	110.63	110.12
2021/06/29	27380	-6738	-19.7%	97275	9295	10.6%	69895	16033	29.8%	124655	2557	2.1%	110.56	111.03
2021/06/22	34118	11144	48.5%	87980	18156	26.0%	53862	7012	15.0%	122098	29300	31.6%	110.66	110.76
2021/06/15	22974			69824			46850			92798			110.05	110.16

JAPANESE YEN - CHICAGO MERCANTILE EXCHANGE  
FUTURES ONLY POSITIONS

売越し Long Short 火曜終値 金曜終値

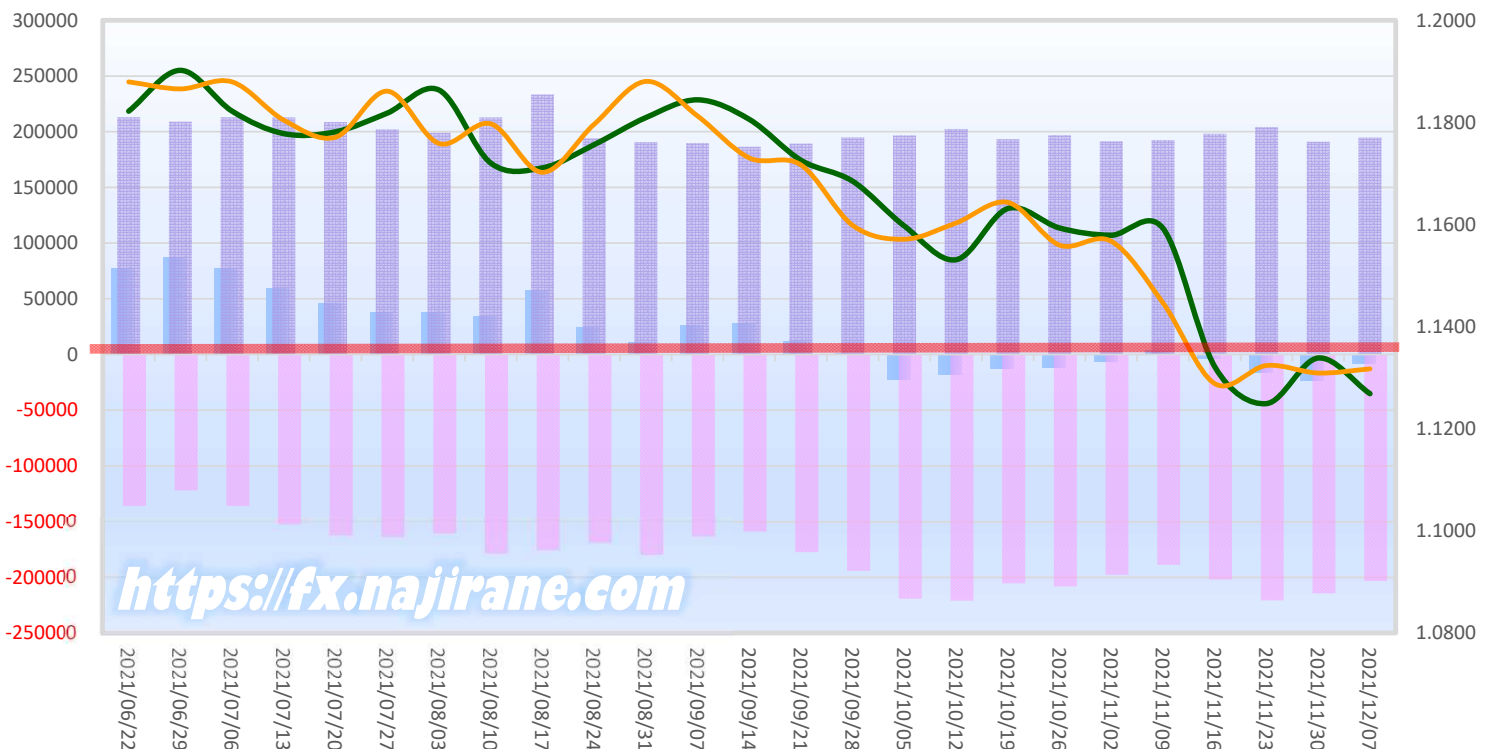


**EURO FX - CHICAGO MERCANTILE EXCHANGE** Code-099741  
**2021/06/15 ~ 2021/12/07** 2021/12/10 NYクローズ時公表値

Report_Date	Non Commercial Positions								参考引け値					
	Long	増減		Short	増減		売り越し	増減		12/7(火)	12/10(金)			
2021/12/07	194869	3821	2.0%	203168	-11120	-5.2%	8299	-14941	-64.3%	398037	-7299	-1.8%	1.1269	1.1317
2021/11/30	191048	-13166	-6.4%	214288	-6378	-2.9%	23240	6788	41.3%	405336	-19544	-4.6%	1.1339	1.1309
2021/11/23	204214	6033	3.0%	220666	18659	9.2%	16452	12626	330.0%	424880	24692	6.2%	1.1249	1.1324
2021/11/16	198181	5637	2.9%	202007	13236	7.0%	3826	-7599	-201.4%	400188	18873	4.9%	1.1322	1.1288
2021/11/09	192544	1048	0.5%	188771	-8863	-4.5%	-3773	-9911	-161.5%	381315	-7815	-2.0%	1.1592	1.1446
2021/11/02	191496	-5384	-2.7%	197634	-10502	-5.0%	6138	-5118	-45.5%	389130	-15886	-3.9%	1.1579	1.1567
2021/10/26	196880	3560	1.8%	208136	2709	1.3%	11256	-851	-7.0%	405016	6269	1.6%	1.1593	1.1560
2021/10/19	193320	-9192	-4.5%	205427	-15483	-7.0%	12107	-6291	-34.2%	398747	-24675	-5.8%	1.1631	1.1643
2021/10/12	202512	5693	2.9%	220910	1757	0.8%	18398	-3936	-17.6%	423422	7450	1.8%	1.1531	1.1603
2021/10/05	196819	1776	0.9%	219153	24982	12.9%	22334	-23206	-2661.2%	415972	26758	6.9%	1.1597	1.1571
2021/09/28	195043	5637	3.0%	194171	16860	9.5%	-872	-11223	-92.8%	389214	22497	6.1%	1.1685	1.1598
2021/09/21	189406	2852	1.5%	177311	18562	11.7%	-12095	-15710	-56.5%	366717	21414	6.2%	1.1726	1.1717
2021/09/14	186554	-3350	-1.8%	158749	-4847	-3.0%	-27805	1497	5.7%	345303	-8197	-2.3%	1.1806	1.1731
2021/09/07	189904	-689	-0.4%	163596	-16521	-9.2%	-26308	15832	151.1%	353500	-17210	-4.6%	1.1844	1.1813
2021/08/31	190593	-3576	-1.8%	180117	10578	6.2%	-10476	-14154	-57.5%	370710	7002	1.9%	1.1809	1.1880
2021/08/24	194169	-39360	-16.9%	169539	-6350	-3.6%	-24630	-33010	-57.3%	363708	-45710	####	1.1756	1.1796
2021/08/17	233529	20720	9.7%	175889	-3063	-1.7%	-57640	23783	70.2%	409418	17657	4.5%	1.1711	1.1702
2021/08/10	212809	13742	6.9%	178952	17892	11.1%	-33857	-4150	-10.9%	391761	31634	8.8%	1.1721	1.1797
2021/08/03	199067	-3178	-1.6%	161060	-3059	-1.9%	-38007	-119	-0.3%	360127	-6237	-1.7%	1.1863	1.1759
2021/07/27	202245	-6424	-3.1%	164119	1272	0.8%	-38126	-7696	-16.8%	366364	-5152	-1.4%	1.1818	1.1861
2021/07/20	208669	-4182	-2.0%	162847	9709	6.3%	-45822	-13891	-23.3%	371516	5527	1.5%	1.1782	1.1771
2021/07/13	212851	-147	-0.1%	153138	17330	12.8%	-59713	-17477	-22.6%	365989	17183	4.9%	1.1778	1.1804
2021/07/06	212998	3940	1.9%	135808	13896	11.4%	-77190	-9956	-11.4%	348806	17836	5.4%	1.1822	1.1880
2021/06/29	209058	1195	0.6%	121912	3106	2.6%	-87146	-1911	-2.1%	330970	4301	1.3%	1.1902	1.1866
2021/06/22	207863	-2953	-1.4%	118806	26176	28.3%	-89057	-29129	-24.6%	326669	23223	7.7%	1.1940	1.1941
2021/06/15	210816			92630			-118186			303446			1.2129	1.1868

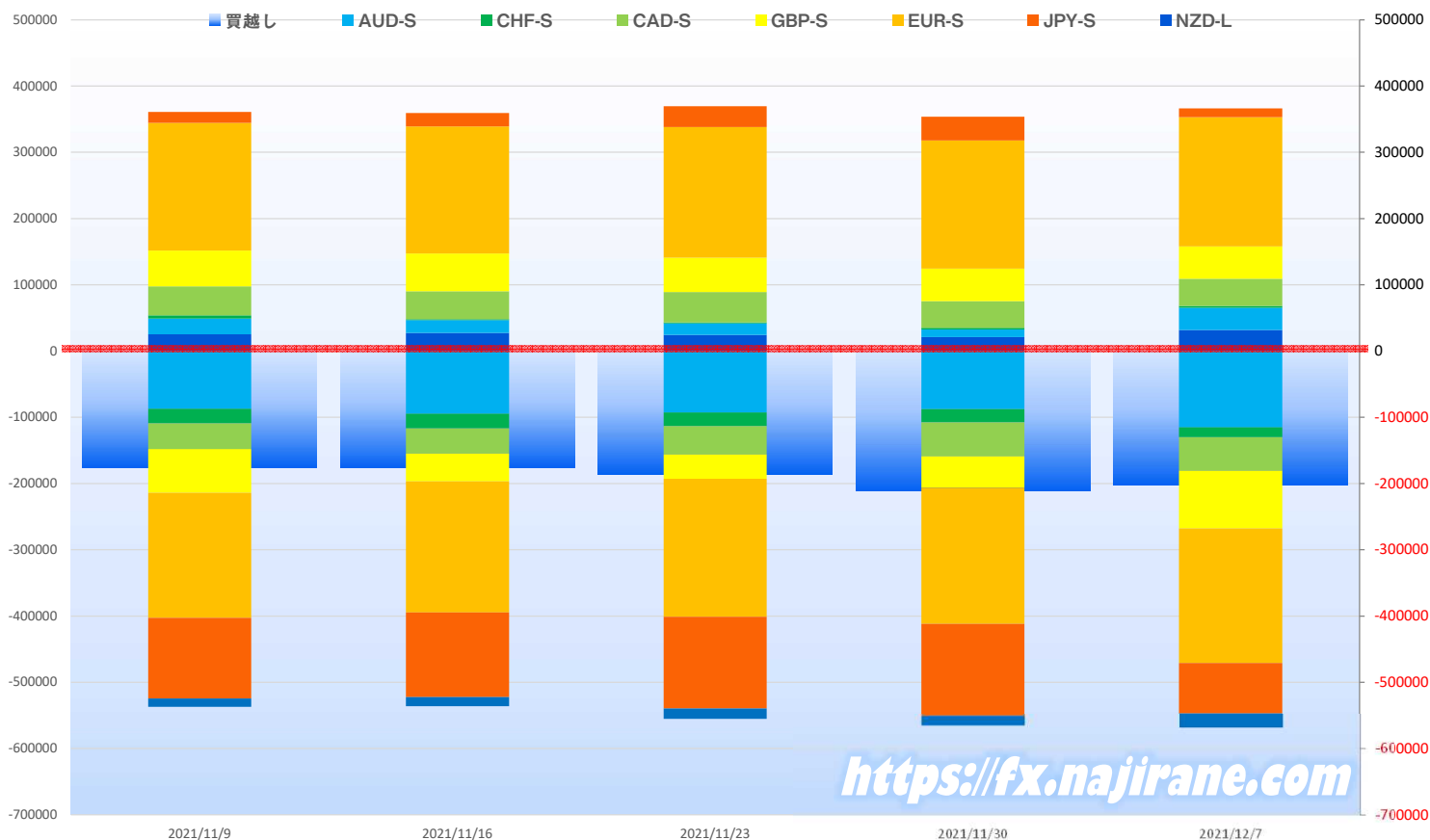
**EURO FX - CHICAGO MERCANTILE EXCHANGE  
 FUTURES ONLY POSITIONS**

■ 売越し ■ Long ■ Short ■ 火曜終値 ■ 金曜終値



	2021/11/09			2021/11/16			2021/11/23			2021/11/30			2021/12/07		
	Long	Short	売り越し	Long	Short	売り越し	Long	Short	売り越し	Long	Short	売り越し	Long	Short	売り越し
JPY	16440	121791	105351	24635	117761	93126	20285	117538	97253	14585	93451	78866	13148	76229	63081
	前週比 枚数増減 (枚)			8195	-4030	-12225	-4350	-223	4127	-5700	-24087	-18387	-1437	-17222	-15785
	前週比 枚数増減 (%)			49.8%	-3.3%	-11.6%	-17.7%	-0.2%	4.4%	-28.1%	-20.5%	-18.9%	-9.9%	-18.4%	-20.0%
EUR	192544	188771	-3773	198181	202007	3826	204214	220666	16452	191048	214288	23240	194869	203168	8299
	前週比 枚数増減 (枚)			5637	13236	7599	6033	18659	12626	-13166	-6378	6788	3821	-11120	-14941
	前週比 枚数増減 (%)			2.9%	7.0%	201.4%	3.0%	9.2%	330.0%	-6.4%	-2.9%	41.3%	2.0%	-5.2%	-64.3%
GBP	54004	66097	12093	50443	82042	31599	50122	84701	34579	52099	90998	38899	48950	87227	38277
	前週比 枚数増減 (枚)			-3561	15945	19506	-321	2659	2980	1977	6297	4320	-3149	-3771	-622
	前週比 枚数増減 (%)			-6.6%	24.1%	161.3%	-0.6%	3.2%	9.4%	3.9%	7.4%	12.5%	-6.0%	-4.1%	-1.6%
AUD	23844	87268	63424	30760	91913	61153	40523	103788	63265	33217	113402	80185	33380	115172	81792
	前週比 枚数増減 (枚)			6916	4645	-2271	9763	11875	2112	-7306	9614	16920	163	1770	1607
	前週比 枚数増減 (%)			29.0%	5.3%	-3.6%	31.7%	12.9%	3.5%	-18.0%	9.3%	26.7%	0.5%	1.6%	2.0%
CAD	43961	38857	-5104	44147	35438	-8709	44320	47455	3135	41242	55317	14075	41095	50453	9358
	前週比 枚数増減 (枚)			186	-3419	3605	173	12017	11844	-3078	7862	10940	-147	-4864	-4717
	前週比 枚数増減 (%)			0.4%	-8.8%	70.6%	0.4%	33.9%	136.0%	-6.9%	16.6%	349.0%	-0.4%	-8.8%	-33.5%
CHF	4690	21733	17043	5502	14391	8889	6241	17617	11376	3927	18109	14182	2838	14891	12053
	前週比 枚数増減 (枚)			812	-7342	-8154	739	3226	2487	-2314	492	2806	-1089	-3218	-2129
	前週比 枚数増減 (%)			17.3%	-33.8%	-47.8%	13.4%	22.4%	28.0%	-37.1%	2.8%	24.7%	-27.7%	-17.8%	-15.0%
NZD	25312	12430	-12882	26388	12423	-13965	27835	13896	-13939	30465	19835	-10630	31881	21173	-10708
	前週比 枚数増減 (枚)			1076	-7	1083	1447	1473	-26	2630	5939	-3309	1416	1338	78
	前週比 枚数増減 (%)			4.3%	-0.1%	8.4%	5.5%	11.9%	-0.2%	9.4%	42.7%	-23.7%	4.6%	6.7%	0.7%
MXN	61791	110198	48407	69984	117639	47655	80691	130152	49461	85840	145587	59747	70791	134917	64126
	前週比 枚数増減 (枚)			8193	7441	-752	10707	12513	1806	5149	15435	10286	-15049	-10670	4379
	前週比 枚数増減 (%)			13.3%	6.8%	-1.6%	15.3%	10.6%	3.8%	6.4%	11.9%	20.8%	-17.5%	-7.3%	7.3%
Total All 8	422586	647145	224559	450040	673614	223574	474231	735813	261582	452423	750987	298564	436952	703230	266278
	前週比 枚数増減 (枚)			27454	26469	-985	24191	62199	38008	-21808	15174	36982	-15471	-47757	-32286
	前週比 枚数増減 (%)			6.5%	4.1%	-0.4%	5.4%	9.2%	17.0%	-4.6%	2.1%	14.1%	-3.4%	-6.4%	-10.8%
Total 7 (MXN除く)	360795	536947	176152	380056	555975	175919	393540	605661	212121	366583	605400	238817	366161	568313	202152
	前週比 枚数増減 (枚)			19261	19028	-233	13484	49686	36202	-26957	-261	26696	-422	-37087	-36665
	前週比 枚数増減 (%)			5.3%	3.5%	-0.1%	3.5%	8.9%	20.6%	-6.8%	0.0%	12.6%	-0.1%	-6.1%	-15.4%

## 直近5週 CFTC IMM主要7通貨の売買構成

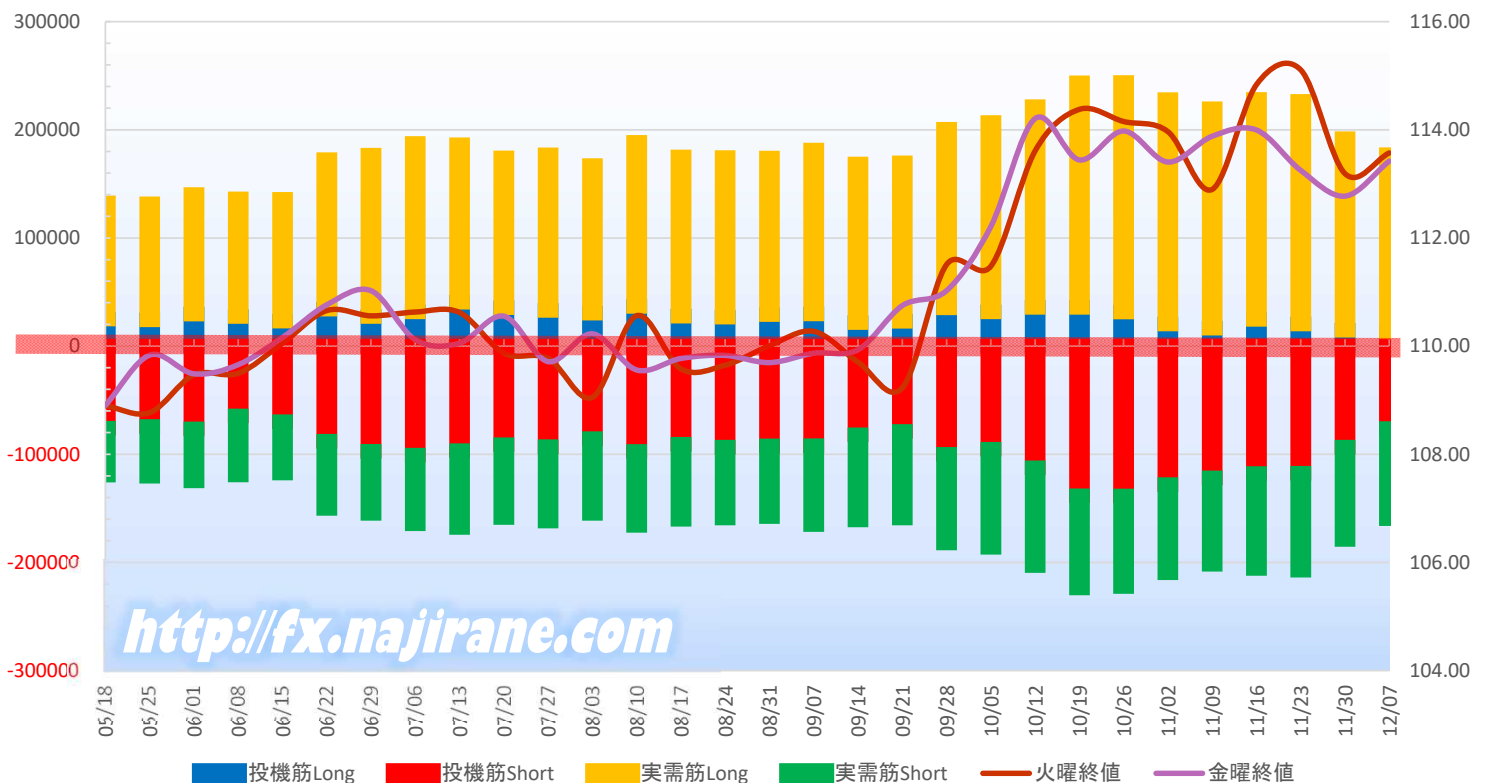


**JAPANESE YEN - CHICAGO MERCANTILE EXCHANGE  
FUTURES ONLY POSITIONS**

**Code-097741  
2021/12/10 公表値**

Date	投機筋集計				実需筋集計				投機筋+実需筋合計				ドル円終値	
	円買い	円売り	売り越し	売買計	円買い	円売り	売り越し	売買計	円買い	円売り	売り越し	売買計	火曜締め	金曜締め
2021/12/07	13148	76229	63081	89377	163847	83350	-80497	247197	176995	159579	-17416	336574	113.57	113.42
2021/11/30	14585	93451	78866	108036	177285	85252	-92033	262537	191870	178703	-13167	370573	113.19	112.77
2021/11/23	20285	117538	97253	137823	205923	89698	-116225	295621	226208	207236	-18972	433444	115.11	113.25
2021/11/16	24635	117761	93126	142396	203468	87710	-115758	291178	228103	205471	-22632	433574	114.84	114.00
2021/11/09	16440	121791	105351	138231	203044	79845	-123199	282889	219484	201636	-17848	421120	112.90	113.88
2021/11/02	20337	127961	107624	148298	207612	81607	-126005	289219	227949	209568	-18381	437517	113.97	113.40
2021/10/26	31487	138523	107036	170010	212303	83757	-128546	296060	243790	222280	-21510	466070	114.15	113.98
2021/10/19	35713	138447	102734	174160	207735	85095	-122640	292830	243448	223542	-19906	466990	114.38	113.44
2021/10/12	35810	112444	76634	148254	185560	90468	-95092	276028	221370	202912	-18458	424282	113.61	114.21
2021/10/05	31569	95263	63694	126832	175160	90697	-84463	265857	206729	185960	-20769	392689	111.48	112.21
2021/09/28	35328	100088	64760	135416	165246	81967	-83279	247213	200574	182055	-18519	382629	111.51	111.03
2021/09/21	22844	78915	56071	101759	146680	80086	-66594	226766	169524	159001	-10523	328525	109.23	110.75
2021/09/14	21728	82023	60295	103751	146716	78681	-68035	225397	168444	160704	-7740	329148	109.70	109.93
2021/09/07	29704	92029	62325	121733	151585	73003	-78582	224588	181289	165032	-16257	346321	110.27	109.87
2021/08/31	29030	92160	63130	121190	144849	65434	-79415	210283	173879	157594	-16285	331473	110.01	109.69
2021/08/24	26763	93434	66671	120197	147612	65542	-82070	213154	174375	158976	-15399	333351	109.65	109.83
2021/08/17	27532	90740	63208	118272	147403	69312	-78091	216715	174935	160052	-14883	334987	109.58	109.77
2021/08/10	36684	97341	60657	134025	151720	68459	-83261	220179	188404	165800	-22604	354204	110.56	109.56
2021/08/03	30409	85599	55190	116008	136596	68989	-67607	205585	167005	154588	-12417	321593	109.05	110.23
2021/07/27	32975	92909	59934	125884	143819	68805	-75014	212624	176794	161714	-15080	338508	109.77	109.71
2021/07/20	35474	91205	55731	126679	138577	67311	-71266	205888	174051	158516	-15535	332567	109.87	110.55
2021/07/13	40440	96690	56250	137130	145716	70980	-74736	216696	186156	167670	-18486	353826	110.62	110.05
2021/07/06	31625	100761	69136	132386	155707	63576	-92131	219283	187332	164337	-22995	351669	110.63	110.12
2021/06/29	27380	97275	69895	124655	149165	57450	-91715	206615	176545	154725	-21820	331270	110.56	111.03
2021/06/22	34118	87980	53862	122098	138242	62072	-76170	200314	172360	150052	-22308	322412	110.66	110.76
2021/06/15	22974	69824	46850	92798	112798	47481	-65317	160279	135772	117305	-18467	253077	110.05	110.16
2021/06/08	27248	64562	37314	91810	108879	54611	-54268	163490	136127	119173	-16954	255300	109.50	109.66
2021/06/01	29462	76577	47115	106039	110690	48111	-62579	158801	140152	124688	-15464	264840	109.47	109.49
2021/05/25	24163	74319	50156	98482	107377	46024	-61353	153401	131540	120343	-11197	251883	108.77	109.83
2021/05/18	24965	75913	50948	100878	107486	43385	-64101	150871	132451	119298	-13153	251749	108.90	108.90

**JAPANESE YEN - CHICAGO MERCANTILE EXCHANGE  
FUTURES ONLY POSITIONS Cord-097741**

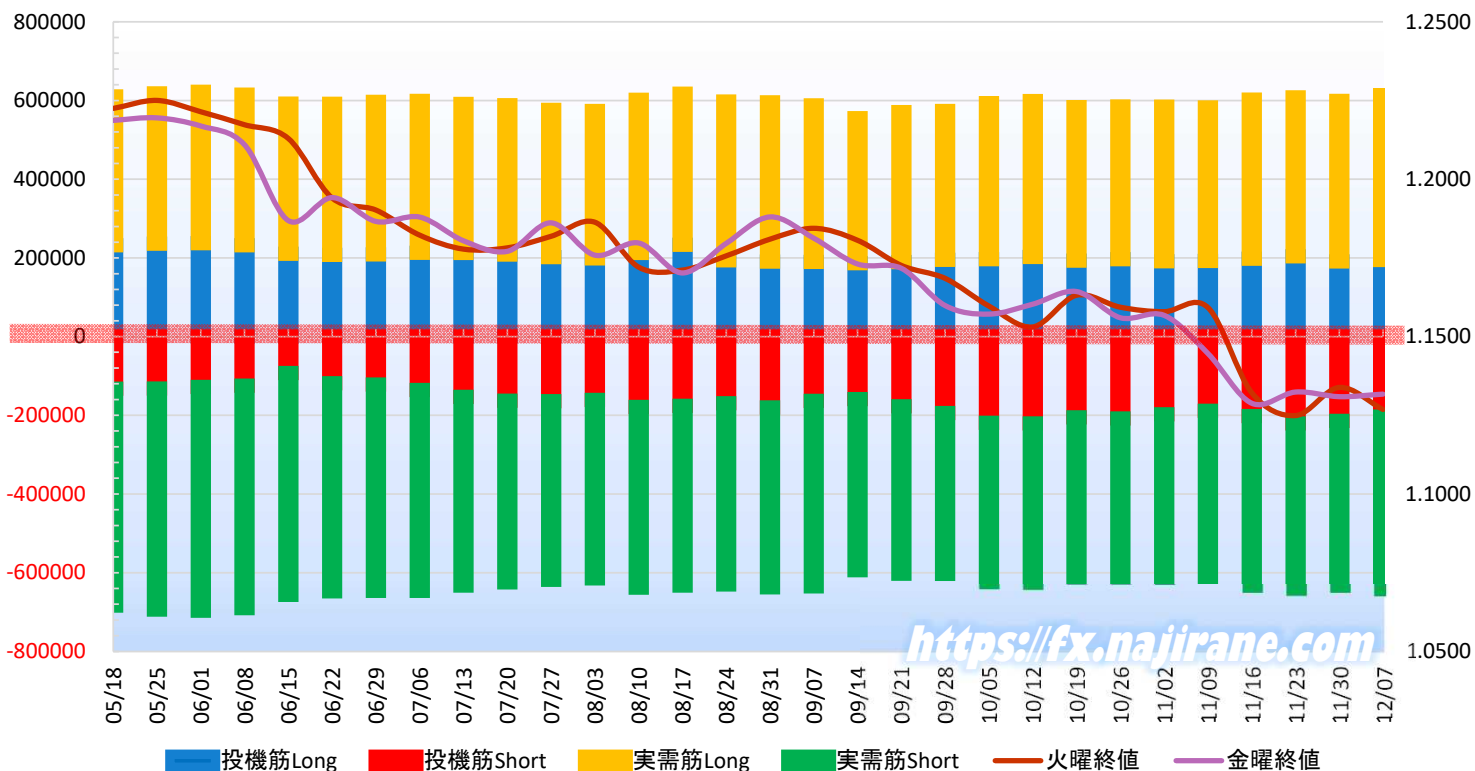


EURO FX - CHICAGO MERCANTILE EXCHANGE  
FUTURES ONLY POSITIONS

Code-099741  
2021/12/10 公表値

Date	投機筋集計				実需筋集計				投機筋+実需筋合計				ユーロドル終値	
	EUR買い	EUR売り	売り越し	売買計	EUR買い	EUR売り	売り越し	売買計	EUR買い	EUR売り	売り越し	売買計	火曜締め	金曜締め
2021/12/07	194869	203168	8299	398037	418656	438831	20175	857487	613525	641999	28474	1255524	1.1269	1.1317
2021/11/30	191048	214288	23240	405336	407774	418645	10871	826419	598822	632933	34111	1231755	1.1339	1.1309
2021/11/23	204214	220666	16452	424880	403595	420430	16835	824025	607809	641096	33287	1248905	1.1249	1.1324
2021/11/16	198181	202007	3826	400188	404266	431251	26985	835517	602447	633258	30811	1235705	1.1322	1.1288
2021/11/09	192544	188771	-3773	381315	389822	421863	32041	811685	582366	610634	28268	1193000	1.1592	1.1446
2021/11/02	191496	197634	6138	389130	392882	415610	22728	808492	584378	613244	28866	1197622	1.1579	1.1567
2021/10/26	196880	208136	11256	405016	387905	404160	16255	792065	584785	612296	27511	1197081	1.1593	1.1560
2021/10/19	193320	205427	12107	398747	389682	407255	17573	796937	583002	612682	29680	1195684	1.1631	1.1643
2021/10/12	202512	220910	18398	423422	396224	405177	8953	801401	598736	626087	27351	1224823	1.1531	1.1603
2021/10/05	196819	219153	22334	415972	396534	405021	8487	801555	593353	624174	30821	1217527	1.1597	1.1571
2021/09/28	195043	194171	-872	389214	378476	408900	30424	787376	573519	603071	29552	1176590	1.1685	1.1598
2021/09/21	189406	177311	-12095	366717	381122	425371	44249	806493	570528	602682	32154	1173210	1.1726	1.1717
2021/09/14	186554	158749	-27805	345303	368593	434853	66260	803446	555147	593602	38455	1148749	1.1806	1.1731
2021/09/07	189904	163596	-26308	353500	397755	471071	73316	868826	587659	634667	47008	1222326	1.1844	1.1813
2021/08/31	190593	180117	-10476	370710	404630	456842	52212	861472	595223	636959	41736	1232182	1.1809	1.1880
2021/08/24	194169	169539	-24630	363708	403032	460425	57393	863457	597201	629964	32763	1227165	1.1756	1.1796
2021/08/17	233529	175889	-57640	409418	383684	456767	73083	840451	617213	632656	15443	1249869	1.1711	1.1702
2021/08/10	212809	178952	-33857	391761	388866	458925	70059	847791	601675	637877	36202	1239552	1.1721	1.1797
2021/08/03	199067	161060	-38007	360127	374123	453158	79035	827281	573190	614218	41028	1187408	1.1863	1.1759
2021/07/27	202245	164119	-38126	366364	373953	453802	79849	827755	576198	617921	41723	1194119	1.1818	1.1861
2021/07/20	208669	162847	-45822	371516	379176	461577	82401	840753	587845	624424	36579	1212269	1.1782	1.1771
2021/07/13	212851	153138	-59713	365989	378329	479700	101371	858029	591180	632838	41658	1224018	1.1778	1.1804
2021/07/06	212998	135808	-77190	348806	386189	510347	124158	896536	599187	646155	46968	1245342	1.1822	1.1880
2021/06/29	209058	121912	-87146	330970	387635	524237	136602	911872	596693	646149	49456	1242842	1.1902	1.1866
2021/06/22	207863	118806	-89057	326669	383894	528473	144579	912367	591757	647279	55522	1239036	1.1940	1.1941
2021/06/15	210816	92630	-118186	303446	381409	563500	182091	944909	592225	656130	63905	1248355	1.2129	1.1868
2021/06/08	232103	124890	-107213	356993	382766	565245	182479	948011	614869	690135	75266	1305004	1.2173	1.2109
2021/06/01	237360	128038	-109322	365398	384998	568512	183514	953510	622358	696550	74192	1318908	1.2214	1.2169
2021/05/25	236103	132103	-104000	368206	381869	561735	179866	943604	617972	693838	75866	1311810	1.2250	1.2195
2021/05/18	232330	132472	-99858	364802	378241	551145	172904	929386	610571	683617	73046	1294188	1.2225	1.2187

EURO FX - CHICAGO MERCANTILE EXCHANGE  
FUTURES ONLY POSITIONS Code-099741



# Bitcoin/USD 及び CME Futures (当月及び限月別)

※取引単位=5ビットコイン  
(CME CFビットコイン参考基準レート=BRRを対象)

Bitcoin/USD					CME Futures 2021/12		CME Futures 2022/01		CME Futures 2022/02		CME Futures 2022/03		CME Futures 2022/04		CME Futures 2022/05	
Date	Open	High	Low	Close	Close2	Volume	Close	Volume	Close	Volume	Close	Volume	Close	Volume	Close	Volume
2021/10/3	47680	49131	47157	48200	0	0	0	0	0	0	0	0	0	0	0	0
2021/10/4	48209	49457	47045	49113	50190	331	50400	179	50555	91	50680	9	0	0	0	0
2021/10/5	49175	51840	49073	51515	52055	1301	52120	674	52300	360	52670	45	0	0	0	0
2021/10/6	51487	55568	50488	55361	56225	726	56410	337	56595	73	56810	8	0	0	0	0
2021/10/7	55339	55339	53525	53806	55115	386	55330	106	55570	38	55785	0	0	0	0	0
2021/10/8	53802	55923	53688	53968	55775	206	55985	34	56180	11	56435	2	0	0	0	0
2021/10/9	53930	55398	53735	54968	0	0	0	0	0	0	0	0	0	0	0	0
2021/10/10	54953	56401	54264	54772	0	0	0	0	0	0	0	0	0	0	0	0
2021/10/11	54734	57793	54520	57485	58755	401	58885	71	59255	21	59490	12	0	0	0	0
2021/10/12	57527	57628	54478	56041	56635	259	56860	43	57085	19	57320	0	0	0	0	0
2021/10/13	56038	57689	54371	57401	58505	283	58820	156	59065	17	59235	2	0	0	0	0
2021/10/14	57373	58479	56957	57322	58990	253	59230	132	59425	5	59605	1	0	0	0	0
2021/10/15	57346	62757	56868	61594	63000	253	63235	132	63700	5	63845	1	0	0	0	0
2021/10/16	61610	62274	60206	60892	0	0	0	0	0	0	0	0	0	0	0	0
2021/10/17	60888	61646	59164	61554	0	0	0	0	0	0	0	0	0	0	0	0
2021/10/18	61549	62615	60013	62026	62390	376	62720	233	63045	137	63355	37	0	0	0	0
2021/10/19	62043	64435	61623	64262	65730	524	66100	140	66470	63	66870	31	0	0	0	0
2021/10/20	64285	66930	63611	65993	68635	524	69075	140	69685	63	70065	31	0	0	0	0
2021/10/21	66002	66601	62117	62210	64655	1069	65295	410	65860	173	66250	78	0	0	0	0
2021/10/22	62238	63715	60123	60692	62310	1069	62840	410	63520	173	63875	78	0	0	0	0
2021/10/23	60695	61744	59827	61394	0	0	0	0	0	0	0	0	0	0	0	0
2021/10/24	61368	61506	59643	60931	0	0	0	0	0	0	0	0	0	0	0	0
2021/10/25	60894	63729	60692	63040	64050	693	64605	245	65155	81	65710	26	0	0	0	0
2021/10/26	63033	63229	59991	60364	63185	693	63785	245	64325	81	64865	26	0	0	0	0
2021/10/27	60352	61435	58208	58482	59775	458	60195	111	60475	22	60845	6	0	0	0	0
2021/10/28	58471	62129	58207	60622	62230	535	62425	201	62735	92	63020	25	0	0	0	0
2021/10/29	60625	62928	60330	62228	63395	535	63685	201	64130	92	64505	25	0	0	0	0
2021/10/30	62239	62330	60918	61889	0	0	0	0	0	0	0	0	0	0	0	0
2021/10/31	61850	62406	60074	61319	0	0	0	0	0	0	0	0	0	0	0	0
2021/11/1	61320	62419	59695	61004	62095	505	62370	106	62660	14	63170	9	63300	0	0	0
2021/11/2	60963	64243	60673	63226	64600	733	64930	121	65285	34	65655	5	65905	0	0	0
2021/11/3	63254	63517	61184	62970	63600	704	64050	33	64225	9	64595	2	64845	0	0	0
2021/11/4	62942	63123	60800	61452	61910	704	62300	33	62645	9	63015	2	63265	0	0	0
2021/11/5	61460	62541	60845	61126	61900	376	62290	7	62635	1	63005	0	63255	0	0	0
2021/11/6	61069	61591	60164	61527	0	0	0	0	0	0	0	0	0	0	0	0
2021/11/7	61555	63327	61432	63327	0	0	0	0	0	0	0	0	0	0	0	0
2021/11/8	63344	67674	63344	67567	67075	995	67440	163	67785	48	68110	4	68365	0	0	0
2021/11/9	67550	68530	66382	66972	68235	791	68615	41	68995	14	69330	17	69570	0	0	0
2021/11/10	66953	68790	63208	64995	66650	1416	66975	244	67310	60	67625	3	67735	0	0	0
2021/11/11	64979	65579	64180	64950	65635	521	65995	45	66340	11	66655	1	66955	0	0	0
2021/11/12	64864	65461	62334	64156	64820	521	65190	45	65550	11	65885	1	66280	0	0	0
2021/11/13	64158	64916	63304	64470	0	0	0	0	0	0	0	0	0	0	0	0
2021/11/14	64455	65495	63648	65467	0	0	0	0	0	0	0	0	0	0	0	0
2021/11/15	65521	66282	63548	63558	64460	1228	64860	137	65240	22	65595	10	66040	11	0	0
2021/11/16	63721	63721	59016	60161	60220	1228	60565	137	60910	22	61230	10	61630	11	0	0
2021/11/17	60140	60824	58515	60368	61060	1883	61405	131	61745	60	62025	109	62420	11	0	0
2021/11/18	60360	60949	56551	56942	58575	2375	58945	210	59305	26	59645	7	60005	4	0	0
2021/11/19	56896	58351	55705	58120	58510	3178	58880	190	59190	24	59480	6	59740	5	0	0
2021/11/20	58115	59860	57470	59697	0	0	0	0	0	0	0	0	0	0	0	0
2021/11/21	59731	60004	58619	58730	0	0	0	0	0	0	0	0	0	0	0	0
2021/11/22	58707	59266	55680	56289	56330	7197	56665	673	56995	275	57315	31	57615	3	0	0
2021/11/23	56305	57876	55633	57569	58360	7197	58710	673	59025	275	59330	31	59660	3	0	0
2021/11/24	57566	57803	55964	56280	57815	7005	58250	2849	58485	428	58705	110	58995	8	0	0
2021/11/25	57165	59368	57147	57275	59620	7005	59975	2849	60230	428	60285	110	0	0	0	0
2021/11/26	58960	59183	53570	53570	54430	7005	54835	2849	55110	428	55330	110	55560	8	0	0
2021/11/27	53736	55329	53668	54815	0	0	0	0	0	0	0	0	0	0	0	0
2021/11/28	54813	57394	53577	57248	0	0	0	0	0	0	0	0	0	0	0	0
2021/11/29	57292	58873	56793	57807	58470	5946	58900	967	59190	171	59420	39	59720	8	0	0
2021/11/30	57830	59113	56057	57005	57780	7792	58160	819	58420	158	58660	47	58975	1	0	0
2021/12/1	56908	59042	56553	57230	56990	6552	57385	722	57660	119	57905	21	58205	3	0	0
2021/12/2	57217	57349	55895	56478	57175	5835	57545	568	57840	108	58110	9	58430	0	0	0
2021/12/3	56509	57482	52497	53598	53545	11175	53865	1351	54090	251	54300	80	54530	9	0	0
2021/12/4	53728	53905	42875	49201	0	0	0	0	0	0	0	0	0	0	0	0
2021/12/5	49202	49768	47857	49369	0	0	---	---	---	---	---	---	---	---	---	---
2021/12/6	49413	50930	47281	50583	48960	9344	49315	1274	49555	222	49760	80	50000	6	---	---
2021/12/7	50582	51935	50176	50700	50600	9344	50925	1274	51165	222	51380	80	51635	6	---	---
2021/12/8	50668	51171	48766	50505	50925	4985	51220	886	51460	99	51690	69	51925	8	---	---
2021/12/9	50450	50797	47358	47672	47675	4851	47940	794	48140	95	48350	32	48580	2	---	---
2021/12/10	47642	50015	47024	47243	48490	5159	48690	877	48880	150	49070	62	49275	0	---	---



Date	BTC(BitCoin)/JPY						ETH(Ethereum)/JPY						XRP(Ripple)/JPY					
	Open	High	Low	Close	Volume	Open	High	Low	Close	Volume	Open	High	Low	Close	Volume			
2021/10/12	6522933.00	6526040.50	6190032.50	6362807.00	4664580.79	402133.00	402133.00	387425.13	396540.88	2056131.03	129.0757	129.0757	121.4685	125.1032	449583.05			
2021/10/13	6362489.50	6534394.50	6174884.00	6504002.50	4723158.37	396561.34	408544.28	387703.97	408611.41	1836866.85	125.1153	128.8274	122.3120	127.8558	416478.96			
2021/10/14	6500799.50	6637015.00	6473485.00	6525145.50	4168126.57	408470.59	433666.78	407067.19	430977.59	2213333.80	127.7537	131.3686	126.8983	128.8961	362524.76			
2021/10/15	6527920.50	7172324.00	6474523.50	7045147.00	5922631.65	431448.91	442501.16	425177.75	441810.09	2398197.82	129.0350	132.8047	126.1776	130.4567	613644.33			
2021/10/16	7046928.50	7122986.00	6886406.00	6964878.00	3917642.41	442156.88	453227.38	435319.16	438121.03	1896210.87	130.5622	135.6004	129.4924	129.8329	431963.11			
2021/10/17	6964360.00	7046247.50	6760102.50	7037363.50	3319241.55	438061.16	447788.00	418272.44	439835.63	1818756.06	129.7867	130.3828	117.3862	125.0151	368999.12			
2021/10/18	7036813.00	7155822.50	6858138.00	7098877.50	4349319.45	439907.13	443780.78	421314.47	428440.81	1987046.09	125.1713	126.3999	121.9464	123.8709	364131.26			
2021/10/19	7090830.50	7380621.50	7040220.00	7360986.00	4635833.89	428258.25	444861.31	427194.31	444171.34	1832601.63	123.8766	125.5446	122.5132	125.0940	296218.92			
2021/10/20	7363574.50	7649306.50	7287843.00	7548838.00	4665797.64	444180.50	476600.47	439101.22	475398.75	2326475.00	125.0747	131.7596	124.8254	130.6695	388324.87			
2021/10/21	7549913.00	7596758.00	7078774.00	7086305.50	5229353.30	476053.22	497965.47	458777.72	461824.28	3214590.50	131.0216	133.0406	123.9960	124.0829	459706.06			
2021/10/22	7089463.00	7262314.00	6831253.50	6887054.00	4361307.01	461979.66	474858.25	444072.19	450516.34	2205152.37	124.1497	127.8892	122.6835	123.5032	374059.74			
2021/10/23	6887322.00	7003685.50	6788813.50	6973578.00	3053534.64	450649.63	473850.91	447617.03	473850.91	1679005.31	123.6692	125.0932	122.3834	124.3218	254002.52			
2021/10/24	6970707.50	6986321.00	6774768.50	6926084.50	3105064.77	473872.78	475448.63	450617.28	464677.03	1702577.49	124.3648	124.5553	120.1811	123.2518	254654.59			
2021/10/25	7178899.00	7240999.00	6891493.00	7171799.50	3534135.91	464281.78	481827.69	462375.47	479851.69	1819772.55	123.1409	125.5125	122.5428	124.5919	295298.68			
2021/10/26	6921099.00	7196158.50	6849049.00	6892775.50	3982733.16	479790.38	489557.88	468866.38	471719.19	1959192.24	124.5865	132.2237	124.3645	126.5301	449138.40			
2021/10/27	6891429.00	7001645.00	6621313.50	6653658.00	4966952.95	471841.50	490219.97	447153.22	447153.22	2983048.41	126.5128	128.3647	110.3630	113.2546	732001.32			
2021/10/28	6652332.00	7056601.00	6604593.50	6887725.50	5141989.11	446534.13	487618.25	444352.19	487113.72	2949296.30	113.2303	122.9255	111.9916	120.3004	628101.72			
2021/10/29	6888036.00	7177869.50	6859336.00	7094922.00	4202237.82	487269.16	508337.78	485490.22	503347.41	2618655.97	120.3261	124.2713	120.0844	123.3076	404676.41			
2021/10/30	7096221.50	7106572.00	6945610.50	7056256.00	3666487.76	503290.03	504727.22	484848.16	493189.09	1666385.34	123.2934	127.0452	121.3564	123.5865	371834.08			
2021/10/31	7051884.50	7115240.50	6849375.50	7004986.00	3683186.32	492857.75	501033.25	476470.56	498863.19	1998963.58	123.8118	131.3966	122.3112	127.1757	526386.48			
2021/11/1	7005156.00	7134149.00	6818682.50	6960216.00	4124551.41	489879.53	499811.22	475286.44	493412.53	2052007.48	127.1649	129.0795	122.5243	124.6893	417106.36			
2021/11/2	6955521.00	7309995.00	6918548.50	7205761.00	4301896.89	493170.00	524292.94	489038.94	525218.50	2369893.36	124.6561	130.4474	123.8499	129.4895	411386.31			
2021/11/3	7208944.50	7235262.00	6972966.00	7183119.00	4120820.37	523075.34	531448.50	508980.13	525551.81	2420660.67	129.4601	140.3585	128.4375	137.8898	744525.54			
2021/11/4	7179897.50	7198653.00	6912070.50	6995412.50	3712823.77	525264.88	525659.38	503245.03	516506.13	2096298.70	138.0863	143.2065	132.6340	136.8299	593093.32			
2021/11/5	6996306.00	7108450.00	6897649.00	6932568.50	3471077.69	516517.44	519608.78	504189.41	508807.28	1710979.10	136.8202	136.8756	129.6676	131.7352	405168.72			
2021/11/6	6926126.50	6985307.00	6823475.50	6978139.50	3299801.96	508399.53	513883.03	491651.03	512815.13	1636473.73	131.6333	133.0701	125.7516	130.7056	298303.84			
2021/11/7	6891251.50	7186220.00	6967366.00	7186220.00	2805942.62	513087.44	526071.69	511613.31	524333.31	1536648.27	130.7902	140.3603	130.2120	138.1633	384072.72			
2021/11/8	7188158.00	7663763.50	7188158.00	7652281.50	4657680.77	524228.59	546253.19	524228.59	544993.00	2184790.46	138.5601	147.2203	138.5601	145.2356	628304.46			
2021/11/9	7650345.50	7733316.00	7492643.00	7562090.50	4782831.46	544764.63	545545.75	532532.19	534657.94	2352480.19	145.2532	145.7886	139.1955	142.1515	588401.28			
2021/11/10	7560003.00	7799883.00	7202343.50	7403476.50	5550831.20	534465.31	553162.13	511060.69	528097.31	2591197.47	141.9545	153.5746	128.2842	135.9347	846355.39			
2021/11/11	7401615.50	7480128.00	7321389.50	7407283.50	4092044.70	528015.25	544703.50	522024.44	539481.39	2045209.86	135.8693	142.9249	134.4160	138.9495	559315.91			
2021/11/12	7397477.50	7479955.00	7097401.50	7307679.00	4110247.97	538788.25	549476.00	513617.94	531607.56	2086289.89	138.7082	140.7908	131.7427	135.4734	481850.94			
2021/11/13	7307927.50	7395810.50	721162.50	7344981.00	3471913.65	531562.38	535594.19	522045.53	529938.56	1647128.48	135.4864	137.1853	133.1568	135.7969	329158.55			
2021/11/14	7343368.50	7455468.00	7251363.00	7462238.00	2863541.68	529616.38	534311.44	514612.22	527335.56	1387535.10	135.7123	136.7081	133.2309	135.4822	251914.35			
2021/11/15	7468444.00	7551824.00	7251923.50	7254003.00	3487740.44	527419.00	542566.25	518857.88	520158.16	1857599.53	135.5081	139.0060	133.5985	133.6912	325321.47			
2021/11/16	7272643.50	7272643.50	6741465.50	6912826.00	5382646.93	521638.94	558788.50	473409.47	484481.31	3150407.31	134.0659	134.0659	120.3667	125.3537	554896.01			
2021/11/17	6910341.00	6974377.50	6716564.50	6893772.50	4474007.30	484199.28	490960.41	471427.56	489625.16	2533257.82	125.2584	127.6500	122.8668	125.1918	422748.14			
2021/11/18	6892873.50	6953797.00	6461437.50	6507584.50	4730031.80	489648.94	495337.06	452377.44	457211.06	2443767.01	125.1907	132.1427	116.8066	119.0789	616490.22			
2021/11/19	6502326.50	6642063.50	6371090.50	6625341.00	4411880.84	456648.63	491648.22	455320.47	489985.44	2351291.54	118.9610	125.1028	116.7260	124.4247	423648.64			
2021/11/20	6462828.50	6823727.00	6551261.00	6805182.00	3491012.96	489990.47	505498.06	479833.63	502710.06	1761024.49	124.3756	125.5537	121.3251	125.1262	293632.04			
2021/11/21	6808979.00	6842004.00	6682265.00	6703741.50	2981839.16	502968.16	504141.91	487355.41	487365.13	1608842.79	125.0237	125.1755	120.8574	121.0126	252699.77			
2021/11/22	6701044.50	6762706.50	6395915.50	6461503.50	4021831.46	486997.16	490890.94	463372.75	469318.16	2267376.96	121.0072	122.0853	117.3312	118.9949	326530.86			
2021/11/23	6463256.00	6664734.50	6385021.50	6628604.00	4316181.06	469458.50	505016.38	467249.91	499803.13	2548489.58	119.0491	123.3674	117.4504	122.8628	356751.47			
2021/11/24	6628232.50	6654636.00	6453052.50	6495718.00	4228367.21	499719.34	503892.19	481542.13	489365.97	2520480.73	122.8739	123.7713	116.6536	120.2732	363790.27			
2021/11/25	6597861.00	6847887.50	6596299.00	6590912.50	3945250.31	492991.56	524708.56	490581.19	491918.22	2152528.46	119.3535	122.8228	118.1406	118.7450	375554.94			
2021/11/26	6748884.50	6801135.00	6070792.50	6070792.50	4738202.19	520395.47	522965.03	448083.44	456802.69	2978383.93	120.2443	124.4478	105.3541	106.1119	486856.46			
2021/11/27	6089680.00	6270187.00	6081965.50	6211917.50	3463308.57	458172.78	474569.19	457097.88	464282.47	1871640.67	106.5270	109.6166	106.1358	107.3367	273159.05			
2021/11/28	6211685.00	6526598.50	6071582.50	6510577.00	3197590.89	464819.28	488885.84	452163.28	488386.44	1814268.15	107.4036	110.3111	101.6041	110.1712	296308.96			
2021/11/29	651518.00	6694553.00	6348262.50	6578705.00	3683979.67	488669.97	506599.41	485738.59	505877.41	2172145.93	110.2929	113.9346	109.5974	112.8906	332006.35			
2021/11/30	6581385.00	6659183.50	6344891.50	6453907.00	4155988.01	506180.44	535460.19	493272.38	524355.94	3240951.76	112.8368	116.1554	110.1246	113.0746	339666.61			
2021/12/1	6442873.50	6672937.50	6380469.50	6460246.50	4160645.23	523472.94	542092.81	510869.78	517790.91	3119488.32	113.0107	115.0855	110.7712	111.8586	290174.35			
2021/12/2	6458840.00	6477022.50	6316086.00	6383236.00	3659648.82	517716.72	522790.25	502498.84	509876.44	2430274.88	111.8570	111.8570	108.4650	109.8927	254398.02			
2021/12/3	6386779.00	6507063.00	5917380.00	6064625.50	4488691.93	510221.53	52607											

Date	日経平均(^N225)					CME日経平均先物ドル建て(NKD)					CME日経平均先物円建て(NIY)					USDJPY
	Open	High	Low	Close	Volume	Open	High	Low	Close	Volume	Open	High	Low	Close	Volume	
2021-12-10	28,542.50	28,699.01	28,393.78	28,437.77		28,645.0	28,735.0	28,430.0	28,655.0	4,290	28,480.0	28,480.0	28,385.0	28,385.0	0	113.42
2021-12-08	28,792.89	28,897.22	28,621.47	28,860.62	719881000	28,850.0	28,940.0	28,610.0	28,880.0	9,180	28,845.0	28,945.0	28,610.0	28,885.0	32,513	113.75
2021-12-07	28,138.82	28,617.71	27,961.66	28,455.60	782685100	28,105.0	28,870.0	27,960.0	28,820.0	14,320	28,090.0	28,865.0	27,955.0	28,815.0	51,555	113.57
2021-12-06	28,069.96	28,069.96	27,693.91	27,927.37	616864600	27,815.0	28,160.0	27,690.0	28,105.0	18,368	27,790.0	28,155.0	27,680.0	28,095.0	45,720	113.50
2021-12-03	27,841.05	28,029.57	27,589.74	28,029.57	719085400	28,010.0	28,180.0	27,580.0	27,790.0	9,214	28,040.0	28,175.0	27,570.0	27,790.0	50,976	112.77
2021-12-02	27,716.20	27,935.73	27,644.96	27,753.37	774195800	27,500.0	28,055.0	27,495.0	27,905.0	7,716	27,520.0	28,075.0	27,485.0	27,895.0	53,204	113.20
2021-12-01	27,866.73	28,106.24	27,594.01	27,935.62	808761700	27,735.0	28,240.0	27,410.0	27,430.0	7,889	27,745.0	28,230.0	27,405.0	27,420.0	52,906	112.83
2021-11-30	28,611.73	28,718.70	27,819.14	27,821.76	1406636200	28,455.0	28,720.0	27,390.0	27,675.0	10,385	28,445.0	28,710.0	27,375.0	27,675.0	71,931	113.19
2021-11-29	28,337.96	28,776.34	28,187.12	28,283.92	859116700	28,025.0	28,790.0	28,025.0	28,330.0	9,196	28,150.0	28,785.0	28,080.0	28,330.0	54,906	113.63
2021-11-26	29,324.47	29,332.99	28,606.57	28,751.62	728745800	29,450.0	29,585.0	28,030.0	28,170.0	12,082	29,440.0	29,580.0	28,020.0	28,155.0	77,339	113.25
2021-11-24	29,663.45	29,751.85	29,212.93	29,302.66	695303700	29,730.0	29,755.0	29,220.0	29,470.0	4,990	29,705.0	29,745.0	29,205.0	29,460.0	30,110	115.43
2021-11-22	29,618.55	29,804.24	29,542.29	29,774.11	587707900	29,655.0	29,920.0	29,540.0	29,685.0	3,236	29,640.0	29,915.0	29,530.0	29,675.0	27,790	114.85
2021-11-19	29,641.05	29,768.54	29,593.26	29,745.87	655733600	29,625.0	29,795.0	29,485.0	29,630.0	6,282	29,600.0	29,785.0	29,475.0	29,625.0	34,804	114.00
2021-11-18	29,597.93	29,715.67	29,403.40	29,598.66	654090200	29,560.0	29,730.0	29,390.0	29,625.0	4,432	29,550.0	29,715.0	29,380.0	29,610.0	22,380	114.26
2021-11-17	29,906.68	29,908.59	29,623.79	29,688.33	639044800	29,870.0	29,935.0	29,500.0	29,570.0	2,655	29,835.0	29,925.0	29,485.0	29,560.0	22,999	114.16
2021-11-16	29,749.71	29,958.66	29,681.25	29,808.12	619847600	29,755.0	29,980.0	29,690.0	29,840.0	2,158	29,740.0	29,965.0	29,680.0	29,825.0	20,623	114.84
2021-11-15	29,609.97	29,861.88	29,609.97	29,776.80	604251200	29,735.0	29,870.0	29,660.0	29,735.0	1,887	29,760.0	29,860.0	29,645.0	29,720.0	18,135	114.14
2021-11-12	29,381.45	29,660.78	29,277.86	29,609.97	684044500	29,425.0	29,770.0	29,390.0	29,725.0	2,737	29,435.0	29,760.0	29,375.0	29,710.0	24,068	113.88
2021-11-11	29,093.16	29,331.74	29,081.72	29,277.86	605676800	29,045.0	29,490.0	28,990.0	29,435.0	2,830	29,280.0	29,280.0	29,280.0	29,280.0	20,337	114.06
2021-11-10	29,207.70	29,289.22	29,080.52	29,106.78	638903500	29,255.0	29,390.0	29,010.0	29,095.0	3,578	29,105.0	29,105.0	29,105.0	29,105.0	0	113.90
2021-11-09	29,557.55	29,750.38	29,240.31	29,285.46	650448400	29,615.0	29,820.0	29,195.0	29,300.0	4,966	29,280.0	29,280.0	29,280.0	29,280.0	0	112.90
2021-11-08	29,735.45	29,735.45	29,507.05	29,507.05	683466600	29,710.0	29,850.0	29,455.0	29,705.0	3,488	29,500.0	29,500.0	29,500.0	29,500.0	0	113.26
2021-11-05	29,840.73	29,840.73	29,505.42	29,611.57	735077300	29,750.0	29,850.0	29,520.0	29,720.0	4,267	29,600.0	29,600.0	29,600.0	29,600.0	0	113.40
2021-11-04	29,859.74	29,880.81	29,718.78	29,794.37	903998300	29,800.0	29,970.0	29,610.0	29,790.0	3,634	29,785.0	29,785.0	29,785.0	29,785.0	0	113.82
2021-11-02	29,462.40	29,599.39	29,457.18	29,520.90	711160900	29,540.0	29,610.0	29,430.0	29,520.0	3,325	29,505.0	29,505.0	29,505.0	29,505.0	0	113.97
2021-11-01	29,330.68	29,664.59	29,271.03	29,647.08	767309500	29,175.0	29,680.0	29,175.0	29,590.0	5,607	29,630.0	29,630.0	29,630.0	29,630.0	0	114.05
2021-10-29	28,819.16	29,000.24	28,475.06	28,892.69	1044784500	28,900.0	29,075.0	28,485.0	29,005.0	4,962	28,875.0	28,875.0	28,875.0	28,875.0	0	113.98
2021-10-28	28,871.61	28,898.56	28,700.79	28,820.09	1428089200	28,730.0	28,940.0	28,690.0	28,925.0	3,422	28,800.0	28,800.0	28,800.0	28,800.0	0	113.57
2021-10-27	29,056.01	29,139.22	28,870.25	29,098.24	705990000	28,955.0	29,155.0	28,645.0	28,665.0	5,740	29,075.0	29,075.0	29,075.0	29,075.0	0	113.82
2021-10-26	28,927.61	29,160.76	28,895.79	29,106.01	727762800	28,840.0	29,270.0	28,810.0	28,995.0	5,192	29,080.0	29,080.0	29,080.0	29,080.0	0	114.15
2021-10-25	28,527.13	28,666.20	28,473.26	28,600.41	626796000	28,730.0	28,905.0	28,395.0	28,835.0	4,805	28,575.0	28,575.0	28,575.0	28,575.0	0	113.71
2021-10-22	28,578.53	28,989.50	28,547.24	28,804.85	602059200	28,565.0	29,010.0	28,450.0	28,755.0	5,877	28,775.0	28,775.0	28,775.0	28,775.0	0	113.44
2021-10-21	29,152.74	29,220.72	28,689.05	28,708.58	591458200	29,325.0	29,345.0	28,445.0	28,645.0	7,938	28,675.0	28,675.0	28,675.0	28,675.0	0	114.01
2021-10-20	29,385.95	29,489.11	29,222.32	29,255.55	661082500	29,360.0	29,510.0	29,225.0	29,325.0	3,220	29,220.0	29,220.0	29,220.0	29,220.0	0	114.34
2021-10-19	29,117.28	29,272.49	29,076.34	29,215.52	576447900	29,100.0	29,430.0	29,025.0	29,415.0	4,254	29,180.0	29,180.0	29,180.0	29,180.0	0	114.38
2021-10-18	29,093.82	29,144.33	28,925.32	29,025.46	625648900	29,245.0	29,310.0	28,880.0	29,105.0	3,246	28,990.0	28,990.0	28,990.0	28,990.0	0	114.32
2021-10-15	28,787.26	29,082.35	28,726.22	29,068.63	663478700	28,835.0	29,280.0	28,755.0	29,205.0	4,373	29,025.0	29,025.0	29,025.0	29,025.0	0	114.21
2021-10-12	28,458.88	28,468.88	28,166.38	28,230.61	663191200	28,455.0	28,520.0	27,995.0	28,195.0	6,858	28,185.0	28,185.0	28,185.0	28,185.0	0	113.61
2021-10-11	27,977.57	28,581.36	27,899.66	28,498.20	722981600	28,120.0	28,810.0	27,915.0	28,505.0	6,316	28,450.0	28,450.0	28,450.0	28,450.0	0	113.33
2021-10-08	28,031.37	28,319.42	28,020.44	28,048.94	826656700	28,100.0	28,355.0	28,025.0	28,100.0	5,203	28,000.0	28,000.0	28,000.0	28,000.0	0	112.21
2021-10-07	27,911.36	28,015.11	27,641.13	27,678.21	795512000	27,730.0	28,180.0	27,600.0	28,075.0	9,350	27,680.0	27,680.0	27,680.0	27,680.0	0	111.62
2021-10-06	28,033.91	28,209.82	27,293.62	27,528.87	1001882800	28,260.0	28,275.0	27,020.0	27,765.0	21,133	28,150.0	28,150.0	27,525.0	27,525.0	3	111.42
2021-10-05	28,050.39	28,058.67	27,460.66	27,822.12	881941200	27,920.0	28,320.0	27,495.0	28,215.0	10,883	27,585.0	28,000.0	27,575.0	28,000.0	9	111.48
2021-10-04	29,044.47	29,044.47	28,344.77	28,444.89	764007300	29,125.0	29,245.0	27,690.0	27,935.0	16,113	28,440.0	28,440.0	28,440.0	28,440.0	12	110.92
2021-09-30	29,569.19	29,622.27	29,311.34	29,452.66	990270300	29,805.0	29,835.0	29,310.0	29,350.0	7,682	29,440.0	29,440.0	29,440.0	29,440.0	12	111.29
2021-09-29	29,611.92	29,676.37	29,332.29	29,544.29	946521600	29,595.0	29,890.0	29,400.0	29,750.0	8,172	29,530.0	29,530.0	29,530.0	29,530.0	12	111.96
2021-09-28	30,142.38	30,206.76	30,005.77	30,183.96	898059700	30,095.0	30,115.0	29,520.0	29,585.0	6,683	30,170.0	30,170.0	30,170.0	30,170.0	12	111.51
2021-09-27	30,277.82	30,414.61	30,197.40	30,240.06	746356400	30,085.0	30,280.0	30,015.0	30,105.0	3,258	30,225.0	30,225.0	30,225.0	30,225.0	12	110.98
2021-09-24	30,141.61	30,276.38	30,110.89	30,248.81	845845200	30,165.0	30,220.0	29,930.0	30,085.0	4,560	30,230.0	30,230.0	30,230.0	30,230.0	12	110.75
2021-09-21	30,021.25	30,051.00	29,832.52	29,839.71	763112500	29,565.0	30,075.0	29,535.0	29,845.0	8,845	29,815.0	29,815.0	29,815.0	29,815.0	12	109.23
2021-09-17	30,491.58	30,540.50	30,453.49	30,500.05	978602700	30,325.0	30,450.0	30,100.0	30,210.0	6,643	30,285.0	30,470.0	30,285.0	30,470.0	12	109.93
2021-09-16	30,606.15	30,622.39	30,205.99	30,323.34	698636700	30,470.0	30,505.0	30,065.0	30,375.0	5,784	30,290.0	30,290.0	30,290.0	30,290.0	12	109.73
2021-09-15	30,408.13	30,573.41	30,347.30	30,511.71	685556300	30,200.0	30,485.0	30,175.0	30,460.0	5,509	30,475.0	30,475.0	30,475.0	30,475.0	0	109.36
2021-09-14	30,584.77	30,795.78	30,505.93	30,670.10	790954300	30,420.0	30,660.0	30,155.0	30,190.0	10,057	30,635.0	30,635.0	30,635.0	30,635.0	0	109.70
2021-09-13	30,372.02	30,447.37	30,230.67	30,447.37	646296200	30,000.0	30,									



DATE	N225		DOW		S&P500		OIL		GOLD		香港ハンセン指数	
	Close	7/20=100%	Close	7/20=100%	Close	7/20=100%	Close	7/20=100%	Close	7/20=100%	Close	7/20=100%
2021/12/10	28438	103.83%	35971	104.23%	4712.02	109.00%	71.67	106.30%	1782.90	98.49%	23995.72	88.03%
2021/12/8	28861	105.38%	35755	103.60%	4701.21	108.75%	72.36	107.33%	1783.09	98.50%	23996.87	88.03%
2021/12/7	28456	103.90%	35719	103.50%	4686.75	108.41%	72.05	106.87%	1784.17	98.56%	23983.66	87.98%
2021/12/6	27927	101.97%	35227	102.07%	4591.67	106.21%	69.49	103.07%	1778.48	98.24%	23439.38	85.66%
2021/12/3	28030	102.34%	34580	100.20%	4538.43	104.98%	66.26	98.28%	1782.96	98.49%	23766.69	87.19%
2021/12/2	27753	101.33%	34640	100.37%	4577.1	105.88%	66.50	98.64%	1768.30	97.68%	23788.93	87.27%
2021/12/1	27936	102.00%	34022	98.58%	4513.04	104.39%	65.57	97.26%	1781.87	98.43%	23658.92	86.79%
2021/11/30	27822	101.58%	34484	99.92%	4567	105.64%	66.18	98.16%	1774.96	98.05%	23475.26	86.12%
2021/11/29	28284	103.27%	35136	101.81%	4655.27	107.68%	69.95	103.75%	1784.71	98.59%	23852.24	87.50%
2021/11/26	28752	104.98%	34899	101.12%	4594.62	106.28%	68.15	101.08%	1791.88	98.98%	24080.52	88.34%
2021/11/24	29303	106.99%	35804	103.74%	4701.46	108.75%	78.39	116.27%	1788.64	98.81%	24685.50	90.56%
2021/11/22	29774	108.71%	35619	103.21%	4682.94	108.32%	76.75	113.84%	1804.80	99.70%	24951.34	91.53%
2021/11/19	29746	108.61%	35602	103.16%	4697.96	108.67%	76.10	112.87%	1846.97	102.03%	25049.97	91.90%
2021/11/18	29599	108.07%	35871	103.94%	4704.54	108.82%	79.01	117.19%	1858.91	102.69%	25319.72	92.88%
2021/11/17	29688	108.40%	35931	104.11%	4688.67	108.46%	78.36	116.23%	1867.43	103.16%	25650.08	94.10%
2021/11/16	29808	108.84%	36142	104.72%	4700.9	108.74%	80.76	119.79%	1850.43	102.22%	25713.78	94.33%
2021/11/15	29777	108.72%	36087	104.56%	4682.8	108.32%	80.88	119.96%	1862.80	102.90%	25390.91	93.15%
2021/11/12	29610	108.11%	36100	104.60%	4682.85	108.32%	80.79	119.83%	1866.08	103.08%	25327.97	92.92%
2021/11/11	29278	106.90%	35921	104.08%	4649.27	107.55%	81.59	121.02%	1862.00	102.86%	25247.99	92.62%
2021/11/10	29107	106.28%	36080	104.54%	4646.71	107.49%	81.34	120.65%	1849.36	102.16%	24996.14	91.70%
2021/11/9	29285	106.93%	36320	105.24%	4685.25	108.38%	84.15	124.81%	1831.83	101.19%	24813.13	91.03%
2021/11/8	29507	107.74%	36432	105.56%	4701.7	108.76%	81.93	121.52%	1824.32	100.78%	24763.77	90.85%
2021/11/5	29612	108.12%	36328	105.26%	4697.53	108.66%	81.27	120.54%	1818.22	100.44%	24870.51	91.24%
2021/11/4	29794	108.79%	36124	104.67%	4680.06	108.26%	78.81	116.89%	1791.43	98.96%	25225.19	92.54%
2021/11/2	29521	107.79%	36053	104.46%	4630.65	107.12%	83.91	124.46%	1787.09	98.72%	25099.67	92.08%
2021/11/1	29647	108.25%	35914	104.06%	4613.67	106.72%	84.05	124.67%	1791.87	98.98%	25154.32	92.28%
2021/10/29	28893	105.49%	35820	103.79%	4605.38	106.53%	83.57	123.95%	1782.82	98.48%	25377.24	93.10%
2021/10/28	28820	105.23%	35730	103.53%	4596.42	106.32%	82.81	122.83%	1798.86	99.37%	25555.73	93.75%
2021/10/27	29098	106.24%	35491	102.84%	4551.68	105.29%	82.66	122.60%	1797.00	99.27%	25628.74	94.02%
2021/10/26	29106	106.27%	35757	103.61%	4574.79	105.82%	84.65	125.56%	1792.85	99.04%	26038.27	95.52%
2021/10/25	28600	104.43%	35741	103.56%	4566.48	105.63%	83.76	124.24%	1807.73	99.86%	26132.03	95.86%
2021/10/22	28805	105.17%	35677	103.38%	4544.9	105.13%	83.76	124.24%	1794.13	99.11%	26126.93	95.85%
2021/10/21	28709	104.82%	35603	103.16%	4549.78	105.24%	82.50	122.37%	1782.83	98.48%	26017.53	95.44%
2021/10/20	29256	106.82%	35609	103.18%	4536.19	104.93%	83.87	124.40%	1782.04	98.44%	26136.02	95.88%
2021/10/19	29216	106.67%	35457	102.74%	4519.63	104.55%	82.96	123.05%	1769.54	97.75%	25787.21	94.60%
2021/10/18	29025	105.98%	35259	102.16%	4486.46	103.78%	82.44	122.28%	1764.87	97.49%	25409.75	93.22%
2021/10/15	29069	106.14%	35295	102.27%	4471.37	103.43%	82.28	122.04%	1768.33	97.68%	25330.96	92.93%
2021/10/12	28231	103.08%	34378	99.61%	4350.65	100.64%	80.64	119.61%	1760.11	97.23%	24962.59	91.57%
2021/10/11	28498	104.05%	34496	99.95%	4361.19	100.88%	80.52	119.43%	1754.20	96.90%	25325.09	92.90%
2021/10/8	28049	102.41%	34746	100.68%	4391.34	101.58%	79.35	117.70%	1756.88	97.05%	24837.85	91.12%
2021/10/7	27678	101.06%	34755	100.70%	4399.76	101.77%	78.30	116.14%	1755.17	96.96%	24701.73	90.62%
2021/10/6	27529	100.51%	34417	99.72%	4363.55	100.94%	77.43	114.85%	1762.65	97.37%	23966.49	87.92%
2021/10/5	27822	101.58%	34315	99.43%	4345.72	100.52%	78.93	117.07%	1759.96	97.27%	24104.15	88.43%
2021/10/4	28445	103.86%	34003	98.52%	4300.46	99.48%	77.62	115.13%	1769.44	97.74%	24036.37	88.18%
2021/9/30	29453	107.54%	33844	98.06%	4307.54	99.64%	75.03	111.29%	1756.90	97.05%	24575.64	90.16%
2021/9/29	29544	107.87%	34391	99.65%	4359.46	100.84%	74.83	110.99%	1726.35	95.36%	24663.50	90.48%
2021/9/28	30184	110.21%	34300	99.39%	4352.63	100.68%	75.29	111.67%	1733.93	95.78%	24500.39	89.88%
2021/9/27	30240	110.41%	34869	101.04%	4443.11	102.78%	75.45	111.91%	1750.09	96.68%	24208.78	88.81%
2021/9/24	30249	110.44%	34798	100.83%	4455.48	103.06%	73.98	109.73%	1746.72	96.49%	24129.16	88.75%
2021/9/21	29840	108.95%	33920	98.28%	4354.19	100.72%	70.56	104.66%	1774.19	98.01%	24221.54	88.86%
2021/9/17	30500	111.36%	34585	100.21%	4432.99	102.54%	71.97	106.75%	1751.65	96.76%	24920.76	91.42%
2021/9/16	30323	110.72%	34751	100.69%	4473.75	103.49%	72.61	107.70%	1753.41	96.86%	24667.85	90.49%
2021/9/15	30512	111.40%	34814	100.88%	4480.7	103.65%	72.61	107.70%	1793.78	99.09%	25033.21	91.83%
2021/9/14	30670	111.98%	34578	100.19%	4443.05	102.78%	70.46	104.51%	1804.61	99.69%	25502.23	93.55%
2021/9/13	30447	111.17%	34870	101.04%	4468.73	103.37%	70.45	104.49%	1793.63	99.08%	25813.81	94.70%
2021/9/10	30382	110.93%	34608	100.28%	4458.58	103.13%	69.72	103.41%	1787.90	98.76%	26205.91	96.14%
2021/9/9	30008	109.57%	34879	101.06%	4493.28	103.94%	68.14	101.07%	1794.50	99.13%	25716.00	94.34%
2021/9/8	30181	110.20%	35031	101.50%	4514.07	104.42%	69.30	102.79%	1789.23	98.84%	26320.93	96.56%
2021/9/7	29916	109.23%	35100	101.70%	4520.03	104.56%	68.35	101.38%	1794.40	99.12%	26353.63	96.68%
2021/9/3	29128	106.35%	35369	102.48%	4535.43	104.91%	69.29	102.77%	1828.65	101.02%	25901.99	95.02%
2021/9/2	28544	104.22%	35444	102.70%	4536.95	104.95%	69.99	103.81%	1809.57	99.96%	26090.43	95.71%
2021/9/1	28451	103.88%	35313	102.32%	4524.09	104.65%	68.59	101.74%	1813.83	100.20%	26028.29	95.48%
2021/8/31	28090	102.56%	35361	102.46%	4522.68	104.62%	68.50	101.60%	1813.47	100.18%	25878.99	94.94%
2021/8/30	27789	101.46%	35400	102.57%	4528.79	104.76%	69.21	102.66%	1810.16	99.99%	25539.54	93.69%
2021/8/27	27641	100.92%	35456	102.73%	4509.37	104.31%	68.74	101.96%	1818.45	100.45%	25407.89	93.21%
2021/8/26	27742	101.29%	35213	102.03%	4470	103.40%	67.42	100.00%	1792.09	99.00%	25415.69	93.24%
2021/8/25	27725	101.23%	35406	102.59%	4496.19	104.00%	68.36	101.39%	1790.90	98.93%	25693.95	94.26%
2021/8/24	27732	101.26%	35366	102.48%	4486.23	103.77%	67.54	100.18%	1802.95	99.60%	25727.92	94.38%
2021/8/23	27494	100.39%	35336	102.39%	4479.53	103.62%	65.64	97.36%	1805.50	99.74%	25109.59	92.11%
2021/8/20	27013	98.63%	35120	101.76%	4441.67	102.74%	62.32	92.44%	1782.18	98.45%	24849.72	91.16%
2021/8/19	27281	99.61%	34894	101.11%	4405.8	101.91%	63.69	94.47%	1780.13	98.34%	25316.33	92.87%
2021/8/18	27586	100.72%	34961	101.30%	4400.27	101.79%	65.46	97.09%	1787.74	98.76%	25867.01	94.89%
2021/8/17	27424	100.13%	35343	102.41%	4448.08	102.89%	66.59	98.77%	1786.06	98.66%	25745.87	94.45%
2021/8/16	27523	100.49%	35625	103.23%	4479.71	103.62%	67.29	99.81%	1787.25	98.73%	26181.46	96.05%
2021/8/13	27977	102.15%	35515	102.91%	4468	103.35%	68.44	101.51%	1778.57	98.25%	26391.62	96.82%
2021/8/12	28015	102.29%	35500	102.86%	4460.83	103.19%	69.09	102.48%	1752.66	96.82%	26517.82	97.28%
2021/8/11	28071	102.49%	35485	102.82%	4447.7	102.88%	69.25	102.71%	1751.73	96.77%	26660.16	97.80%
2021/8/10	27888	101.83%	35265	102.18%	4436.75	102.63%	68.29	101.29%	1729.15	95.52%	26605.62	97.60%
2021/8/6	27820	101.58%	35209	102.02%	4436.52	102.62%	68.28	101.28%	1760.33	97.24%	26179.40	96.04%
2021/8/5	27728	101.24%	35064	101.60%	4429.1	102.45%	69.09	102.48%	1804.36	99.67%	26204.69	96.13%
2021/8/4	27584	100.72%	34793	100.81%	4402.66	101.84%	68.15	101.08%	1812.08	100.10%		

# 過去5日及び過去4週の4本値と各種ピボット

2021/12/06 ~ 2021/12/10

USD/JPY										Demark				Pivot				Fibonacci Zone												
当日のOHLCLから計算される翌日の										TD Range Projection				TD pivot points																
日足	Open	High	Low	Close	値幅/日	引け形態	真の高値	真の安値	予想高値	予想安値	予想高値	予想安値	StopLoss	Support			Resistance		StopLoss	3-days AVG		Support Zone 2		Support Zone 1		BP	Resistance Zone 1		Resistance Zone 2	
													LBOP	S2	S1	PP	R1	R2	HBOP											
2021/12/06	112.90	113.55	112.86	113.50	70p	陽線引け	-	-	-	-	-	-	112.36	112.61	113.05	113.30	113.75	114.00	114.45				112.34 ~ 112.61	112.87 ~ 112.95	113.30	113.65 ~ 113.73	114.00 ~ 114.27			
2021/12/07	113.50	113.78	113.41	113.57	37p	陽線引け	113.78	113.41	113.86	113.49	113.86	113.49	113.02	113.22	113.39	113.59	113.76	113.96	114.14				113.07 ~ 113.22	113.36 ~ 113.40	113.59	113.77 ~ 113.82	113.96 ~ 114.10			
2021/12/08	113.57	113.95	113.31	113.75	64p	陽線引け	113.95	113.31	114.17	113.53	114.17	113.53	112.75	113.03	113.39	113.67	114.03	114.31	114.67	113.52	Bull	112.79 ~ 113.03	113.27 ~ 113.35	113.67	113.99 ~ 114.06	114.31 ~ 114.55				
2021/12/09	113.75	113.81	113.28	113.47	53p	陰線引け	113.81	113.28	113.64	113.11	113.64	113.11	112.70	112.99	113.23	113.52	113.76	114.05	114.30	113.59	Bear	112.78 ~ 112.99	113.19 ~ 113.25	113.52	113.79 ~ 113.85	114.05 ~ 114.26				
2021/12/10	113.47	113.79	113.23	113.42	56p	陰線引け	113.79	113.23	113.60	113.04	113.60	113.04	112.61	112.92	113.17	113.48	113.73	114.04	114.29	113.56	Bear	112.70 ~ 112.92	113.13 ~ 113.20	113.48	113.76 ~ 113.83	114.04 ~ 114.26				
週足	Open	High	Low	Close	値幅/週	引け形態	真の高値	真の安値	予想高値	予想安値	予想高値	予想安値	LBOP	S2	S1	PP	R1	R2	HBOP	3-days AVG	Support Zone 2	Support Zone 1	BP	Resistance Zone 1	Resistance Zone 2					
2021/11/15 ~ 2021/11/19	113.98	114.97	113.59	114.00	138p	陽線引け	-	-	-	-	-	-	112.03	112.81	113.40	114.19	114.78	115.56	116.16				112.28 ~ 112.81	113.34 ~ 113.50	114.19	114.87 ~ 115.04	115.56 ~ 116.09			
2021/11/22 ~ 2021/11/26	114.03	115.52	113.05	113.25	246p	陰線引け	115.52	113.25	114.38	112.11	114.38	112.11	109.90	111.48	112.36	113.94	114.83	116.40	117.29				110.54 ~ 111.48	112.42 ~ 112.71	113.94	115.17 ~ 115.46	116.40 ~ 117.34			
2021/11/29 ~ 2021/12/03	113.50	113.95	112.54	112.77	141p	陰線引け	113.95	112.54	113.36	111.95	113.36	111.95	110.81	111.67	112.22	113.09	113.64	114.50	115.05	113.74	Bear	111.13 ~ 111.67	112.21 ~ 112.38	113.09	113.80 ~ 113.96	114.50 ~ 115.04				
2021/12/06 ~ 2021/12/10	112.90	113.95	112.86	113.42	110p	陽線引け	113.95	112.77	114.27	113.10	114.23	113.14	111.77	112.31	112.87	113.41	113.96	114.50	115.06	113.48	Bear	111.89 ~ 112.31	112.73 ~ 112.86	113.41	113.96 ~ 114.09	114.50 ~ 114.92				

EUR/JPY										Demark				Pivot				Fibonacci Zone													
当日のOHLCLから計算される翌日の										TD Range Projection				TD pivot points																	
日足	Open	High	Low	Close	値幅/日	引け形態	真の高値	真の安値	予想高値	予想安値	予想高値	予想安値	StopLoss	Support			Resistance		StopLoss	3-days AVG		Support Zone 2		Support Zone 1		BP	Resistance Zone 1		Resistance Zone 2		
													LBOP	S2	S1	PP	R1	R2	HBOP												
2021/12/06	127.68	128.10	127.52	128.06	58p	陽線引け	-	-	-	-	-	-	127.11	127.31	127.69	127.89	128.27	128.47	128.85				127.09 ~ 127.31	127.53 ~ 127.60	127.89	128.18 ~ 128.25	128.47 ~ 128.69				
2021/12/07	128.06	128.47	127.61	127.98	86p	陰線引け	128.47	127.61	128.22	127.36	128.22	127.36	126.71	127.16	127.57	128.02	128.43	128.88	129.29				126.83 ~ 127.16	127.49 ~ 127.59	128.02	128.45 ~ 128.55	128.88 ~ 129.21				
2021/12/08	127.98	129.10	127.83	129.01	128p	陽線引け	129.10	127.83	129.69	128.42	129.69	128.42	126.92	127.37	128.19	128.65	129.47	129.92	130.74	128.19	Bull	126.89 ~ 127.37	127.86 ~ 128.01	128.65	129.29 ~ 129.44	129.92 ~ 130.41					
2021/12/09	129.01	129.07	127.94	128.15	113p	陰線引け	129.07	127.94	128.61	127.48	128.61	127.48	126.57	127.25	127.70	128.39	128.83	129.52	129.97	128.35	Bull	126.82 ~ 127.25	127.69 ~ 127.82	128.39	128.95 ~ 129.09	129.52 ~ 129.95					
2021/12/10	128.15	128.40	127.82	128.36	58p	陽線引け	128.40	127.82	128.67	128.09	128.67	128.09	127.40	127.61	127.99	128.19	128.57	128.78	129.15	128.41	Bear	127.39 ~ 127.61	127.83 ~ 127.90	128.19	128.49 ~ 128.55	128.78 ~ 129.00					
週足	Open	High	Low	Close	値幅/週	引け形態	真の高値	真の安値	予想高値	予想安値	予想高値	予想安値	LBOP	S2	S1	PP	R1	R2	HBOP	3-days AVG	Support Zone 2	Support Zone 1	BP	Resistance Zone 1	Resistance Zone 2						
2021/11/15 ~ 2021/11/19	130.43	130.60	127.98	128.68	262p	陰線引け	-	-	-	-	-	-	124.96	126.47	127.58	129.09	130.20	131.71	132.81				125.47 ~ 126.47	127.47 ~ 127.78	129.09	130.40 ~ 130.71	131.71 ~ 132.71				
2021/11/22 ~ 2021/11/26	128.67	129.60	127.80	128.24	180p	陰線引け	129.60	127.80	128.92	127.30	128.92	127.30	125.70	126.75	127.50	128.55	129.29	130.35	131.09				126.06 ~ 126.75	127.44 ~ 127.65	128.55	129.45 ~ 129.66	130.35 ~ 131.03				
2021/11/29 ~ 2021/12/03	128.19	128.79	127.39	127.54	140p	陰線引け	128.79	127.39	128.16	126.76	128.16	126.76	125.62	126.50	127.02	127.90	128.42	129.30	129.82	128.51	Bear	125.97 ~ 126.50	127.04 ~ 127.20	127.90	128.60 ~ 128.77	129.30 ~ 129.84					
2021/12/06 ~ 2021/12/10	127.68	129.10	127.52	128.36	159p	陽線引け	129.10	127.52	129.53	127.94	129.53	127.94	125.96	126.74	127.55	128.33	129.14	129.91	130.72	128.26	Bull	126.13 ~ 126.74	127.35 ~ 127.53	128.33	129.12 ~ 129.31	129.91 ~ 130.52					

EUR/USD										Demark				Pivot				Fibonacci Zone												
当日のOHLCLから計算される翌日の										TD Range Projection				TD pivot points																
日足	Open	High	Low	Close	値幅/日	引け形態	真の高値	真の安値	予想高値	予想安値	予想高値	予想安値	StopLoss	Support			Resistance		StopLoss	3-days AVG		Support Zone 2		Support Zone 1		BP	Resistance Zone 1		Resistance Zone 2	
													LBOP	S2	S1	PP	R1	R2	HBOP											
2021/12/06	1.1310	1.1313	1.1267	1.1283	46p	陰線引け	-	-	-	-	-	-	1.1216	1.1241	1.1262	1.1288	1.1308	1.1334	1.1355				1.1223 ~ 1.1241	1.1259 ~ 1.1264	1.1288	1.1311 ~ 1.1316	1.1334 ~ 1.1352			
2021/12/07	1.1284	1.1298	1.1228	1.1269	70p	陽線引け	1.1298	1.1228	1.1284	1.1213	1.1284	1.1213	1.1162	1.1195	1.1232	1.1265	1.1302	1.1335	1.1372				1.1168 ~ 1.1195	1.1222 ~ 1.1230	1.1265	1.1300 ~ 1.1308	1.1335 ~ 1.1362			
2021/12/08	1.1269	1.1355	1.1268	1.1342	87p	陽線引け	1.1355	1.1268	1.1392	1.1305	1.1392	1.1305	1.1201	1.1234	1.1288	1.1322	1.1375	1.1409	1.1462	1.1291	Bull	1.1201 ~ 1.1234	1.1268 ~ 1.1278	1.1322	1.1365 ~ 1.1375	1.1409 ~ 1.1442				
2021/12/09	1.1342	1.1346	1.1279	1.1293	67p	陰線引け	1.1346	1.1279	1.1319	1.1252	1.1319	1.1252	1.1199	1.1239	1.1266	1.1306	1.1333	1.1373	1.1400	1.1297	Bull	1.1213 ~ 1.1239	1.1264 ~ 1.1272	1.1306	1.1339 ~ 1.1347	1.1373 ~ 1.1398				
2021/12/10	1.1293	1.1324	1.1265	1.1317	59p	陽線引け	1.1324	1.1265	1.1350	1.1291	1.1350	1.1291	1.1222	1.1243	1.1280	1.1302	1.1339	1.1361	1.1398	1.1310	Bear	1.1221 ~ 1.1243	1.1266 ~ 1.1273	1.1302	1.1332 ~ 1.1339	1.1361 ~ 1.1383				
週足	Open	High	Low	Close	値幅/週	引け形態	真の高値	真の安値	予想高値	予想安値	予想高値	予想安値	LBOP	S2	S1	PP	R1	R2	HBOP	3-days AVG	Support Zone 2	Support Zone 1	BP	Resistance Zone 1	Resistance Zone 2					
2021/11/15 ~ 2021/11/19	1.1443	1.1464	1.1250	1.1288	214p	陰線引け	-	-	-	-	-	-	1.0991	1.1120	1.1140	1.1334	1.1418	1.1548	1.1632				1.1039 ~ 1.1120	1.1202 ~ 1.1227	1.1334	1.1441 ~ 1.1466	1.1548 ~ 1.1630			
2021/11/22 ~ 2021/11/26	1.1284	1.1324	1.1187	1.1324	138p	陰線引け	1.1324	1.1187	1.1361	1.1287	1.1361	1.1287	1.1094	1.1140	1.1232	1.1278	1.1370	1.1416	1.1508				1.1088 ~ 1.1140	1.1193 ~ 1.1209	1.1278	1.1347 ~ 1.1363	1.1416 ~ 1.1469			
2021/11/29 ~ 2021/12/03	1.1300	1.1383	1.1236	1.1309	147p	陰線引け	1.1383	1.1236	1.1419	1.1273	1.1419	1.1273	1.1089	1.1163	1.1236	1.1309	1.1383	1.1456	1.1529	1.1307	Bull	1.1107 ~ 1.1163	1.1219 ~ 1.1236	1.1309	1.1383 ~ 1.1400	1.1456 ~ 1.1512				
2021/12/06 ~ 2021/12/10	1.1310	1.1355	1.1228	1.1317	127p	陽線引け	1.1355	1.1228	1.1399	1.1273	1.1399	1.1273	1.1119	1.1173	1.1245															

# IMM扱い8通貨/ダウ/日経/金/オイル/主要クロス円の過去5日及び過去5週の4本値

AUDUSD					CADUSD					CHFUSD				
Date	Open	High	Low	Close	Date	Open	High	Low	Close	Date	Open	High	Low	Close
2021/12/10	0.7144	0.7182	0.7133	0.7172	2021/12/10	0.7869	0.7886	0.7850	0.7861	2021/12/10	1.0822	1.0871	1.0806	1.0861
2021/12/09	0.7167	0.7187	0.7136	0.7144	2021/12/09	0.7905	0.7905	0.7861	0.7869	2021/12/09	1.0864	1.0869	1.0793	1.0822
2021/12/08	0.7116	0.7183	0.7116	0.7167	2021/12/08	0.7909	0.7931	0.7895	0.7905	2021/12/08	1.0814	1.0875	1.0808	1.0864
2021/12/07	0.7050	0.7123	0.7040	0.7116	2021/12/07	0.7838	0.7914	0.7832	0.7909	2021/12/07	1.0804	1.0833	1.0782	1.0813
2021/12/06	0.7002	0.7057	0.7001	0.7049	2021/12/06	0.7793	0.7841	0.7787	0.7838	2021/12/06	1.0892	1.0893	1.0788	1.0803

CNYUSD					EURUSD					GBPUSD				
Date	Open	High	Low	Close	Date	Open	High	Low	Close	Date	Open	High	Low	Close
2021/12/10	0.1568	0.1571	0.1566	0.1569	2021/12/10	1.1293	1.1324	1.1265	1.1317	2021/12/10	1.3221	1.3276	1.3188	1.3270
2021/12/09	0.1576	0.1577	0.1575	0.1575	2021/12/09	1.1342	1.1346	1.1279	1.1293	2021/12/09	1.3206	1.3224	1.3173	1.3221
2021/12/08	0.1571	0.1576	0.1571	0.1575	2021/12/08	1.1269	1.1355	1.1268	1.1342	2021/12/08	1.3242	1.3261	1.3168	1.3206
2021/12/07	0.1569	0.1571	0.1568	0.1571	2021/12/07	1.1284	1.1298	1.1228	1.1269	2021/12/07	1.3260	1.3289	1.3209	1.3243
2021/12/06	0.1569	0.1570	0.1568	0.1568	2021/12/06	1.1310	1.1313	1.1267	1.1283	2021/12/06	1.3246	1.3286	1.3223	1.3260

JPYUSD					MXNUSD					NZDUSD				
Date	Open	High	Low	Close	Date	Open	High	Low	Close	Date	Open	High	Low	Close
2021/12/10	0.8813	0.8832	0.8788	0.8817	2021/12/10	4.7694	4.7972	4.7500	4.7901	2021/12/10	0.6792	0.6807	0.6770	0.6798
2021/12/09	0.8792	0.8828	0.8787	0.8813	2021/12/09	4.7764	4.7799	4.7455	4.7694	2021/12/09	0.6805	0.6823	0.6781	0.6792
2021/12/08	0.8806	0.8825	0.8776	0.8792	2021/12/08	4.7542	4.7864	4.7531	4.7764	2021/12/08	0.6781	0.6819	0.6767	0.6806
2021/12/07	0.8811	0.8818	0.8789	0.8805	2021/12/07	4.7087	4.7593	4.6951	4.7542	2021/12/07	0.6751	0.6794	0.6737	0.6781
2021/12/06	0.8859	0.8861	0.8807	0.8811	2021/12/06	4.6969	4.7221	4.6954	4.7087	2021/12/06	0.6753	0.6764	0.6740	0.6751

Nikkei 225 - Japan (NIX)					出来高	
Date	Open	High	Low	Close	(ドル建て終値)	出来高
2021/12/10	28542.50	28699.01	28393.78	28437.77	250.73	0 1113871500
2021/12/09	28827.32	28908.29	28725.47	28725.47	253.15	543774000 984396500
2021/12/08	28792.89	28897.22	28621.47	28860.62	253.73	719881000 1219439200
2021/12/07	28138.82	28617.71	27961.66	28455.60	250.55	782685100 1290756200
2021/12/06	28069.96	28069.96	27693.91	27927.37	246.05	616864600 1086386800
週4本値	28069.96	28908.29	27693.91	28437.77	250.73	(N225銘柄計)【東証一部全体計】

XAUUSD				
Date	Open	High	Low	Close
2021/12/10	1776.02	1789.33	1770.20	1782.90
2021/12/09	1783.25	1787.58	1774.01	1775.17
2021/12/08	1784.58	1793.08	1779.77	1783.09
2021/12/07	1778.94	1787.69	1772.44	1784.17
2021/12/06	1785.30	1787.66	1776.05	1778.48
週4本値	1785.30	1793.08	1770.20	1782.90

Dow Jones Industrial - USA (DJIA)					出来高
Date	Open	High	Low	Close	出来高
2021/12/10	35830.55	35982.69	35710.43	35970.99	361198734
2021/12/09	0.00	0.00	0.00	0.00	0
2021/12/08	35716.85	35840.52	35602.65	35754.75	387650000
2021/12/07	35423.99	35819.47	35423.99	35719.43	474940000
2021/12/06	34633.43	35356.75	34633.43	35227.03	416720000
週4本値	34633.43	35982.69	0.00	35970.99	

Historical Data by  
  
 Arrangement by  
<https://fx.najirane.com>

Crude Light Oil					出来高
Date	Open	High	Low	Close	出来高
2021/12/10	70.68	72.33	70.32	71.67	393205
2021/12/09	72.52	73.34	70.39	70.94	393205
2021/12/08	71.86	73.00	70.91	72.36	464846
2021/12/07	69.72	73.03	69.52	72.05	496528
2021/12/06	67.02	70.15	66.72	69.49	401060
週4本値	67.02	73.34	66.72	71.67	

USDJPY					EURJPY					GBPJPY				
日付	始値	高値	安値	終値	日付	始値	高値	安値	終値	日付	始値	高値	安値	終値
2021/12/10	113.47	113.79	113.23	113.42	2021/12/10	128.15	128.40	127.82	128.36	2021/12/10	150.02	150.52	149.68	150.50
2021/12/09	113.75	113.81	113.28	113.47	2021/12/09	129.01	129.07	127.94	128.15	2021/12/09	150.21	150.32	149.49	150.02
2021/12/08	113.57	113.95	113.31	113.75	2021/12/08	127.98	129.10	127.83	129.01	2021/12/08	150.39	150.70	149.43	150.21
2021/12/07	113.50	113.78	113.41	113.57	2021/12/07	128.06	128.47	127.61	127.98	2021/12/07	150.50	151.13	150.13	150.40
2021/12/06	112.90	113.55	112.86	113.50	2021/12/06	127.68	128.10	127.52	128.06	2021/12/06	149.48	150.61	149.36	150.51

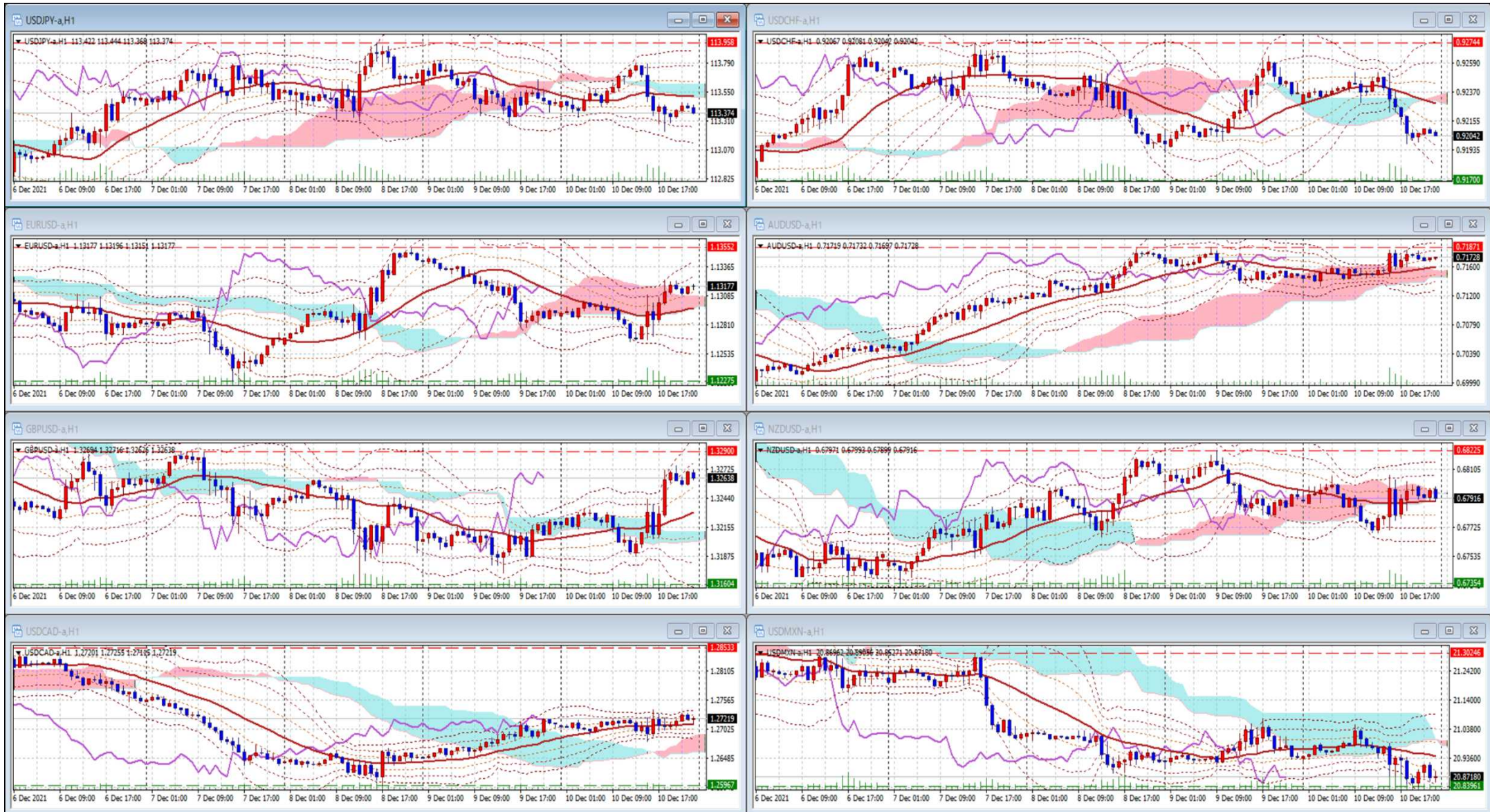
USDJPY Weekly					EURJPY Weekly					GBPJPY Weekly				
日付	始値	高値	安値	終値	日付	始値	高値	安値	終値	日付	始値	高値	安値	終値
2021/12/10	112.90	113.95	112.86	113.42	2021/12/10	127.68	129.10	127.52	128.36	2021/12/10	149.48	151.13	149.36	150.50
2021/12/03	113.50	113.95	112.54	112.77	2021/12/03	128.19	128.79	127.39	127.54	2021/12/03	151.26	151.91	148.98	149.31
2021/11/26	114.03	115.52	113.05	113.25	2021/11/26	128.67	129.60	127.80	128.24	2021/11/26	153.31	154.22	150.73	151.23
2021/11/19	113.98	114.97	113.59	114.00	2021/11/19	130.43	130.60	127.98	128.68	2021/11/19	152.92	154.73	152.53	153.25
2021/11/12	113.43	114.30	112.73	113.88	2021/11/12	131.18	131.43	130.25	130.35	2021/11/12	153.02	153.74	152.39	152.85

# 先週のIMM取り扱い対ドル8通貨チャート

※ 赤点線は週最高値/青天線は週最低値、BB中心線はSMA21

2021/12/06 ~ 2021/12/10

Chart by OANDA Japan MetaTrader4



Pivot Maker Ver 3.0 by FX\_勝てば官軍?

<https://fx.najirane.com>