

JAPANESE YEN - CHICAGO MERCANTILE EXCHANGE

Code-097741

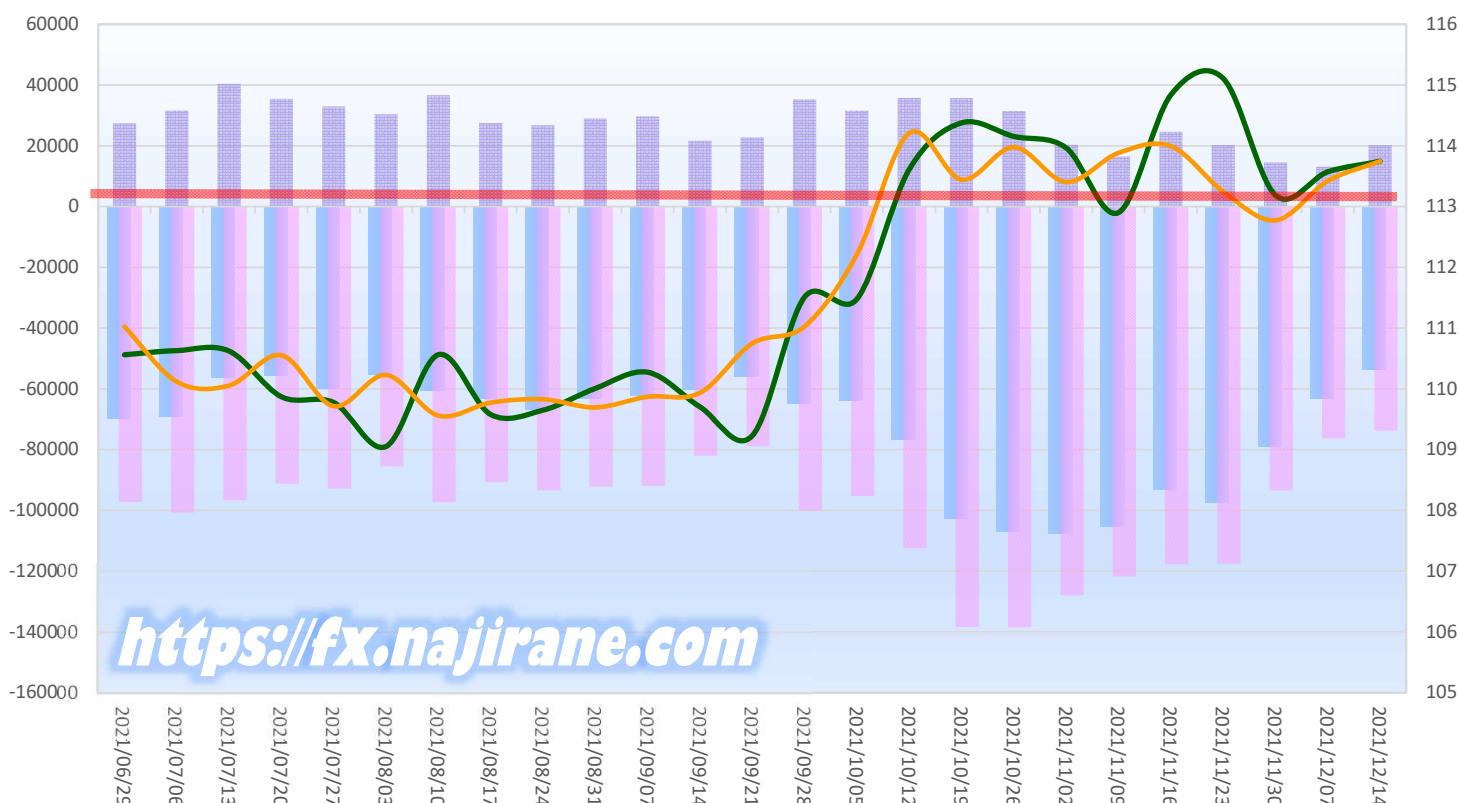
2021/06/22 ~ 2021/12/14

2021/12/17 NYクローズ時公表値

Report_Date	Non Commercial Positions												参考引け値	
	Long	増減	増減(%)	Short	増減	増減(%)	売り越し	増減	増減(%)	売買計	増減	増減(%)	12/14(火)	12/17(金)
2021/12/14	20231	7083	53.9%	73754	-2475	-3.2%	53523	-9558	-15.2%	93985	4608	5.2%	113.75	113.75
2021/12/07	13148	-1437	-9.9%	76229	-17222	-18.4%	63081	-15785	-20.0%	89377	-18659	-17.3%	113.57	113.42
2021/11/30	14585	-5700	-28.1%	93451	-24087	-20.5%	78866	-18387	-18.9%	108036	-29787	-21.6%	113.19	112.77
2021/11/23	20285	-4350	-17.7%	117538	-223	-0.2%	97253	4127	4.4%	137823	-4573	-3.2%	115.11	113.25
2021/11/16	24635	8195	49.8%	117761	-4030	-3.3%	93126	-12225	-11.6%	142396	4165	3.0%	114.84	114.00
2021/11/09	16440	-3897	-19.2%	121791	-6170	-4.8%	105351	-2273	-2.1%	138231	-10067	-6.8%	112.90	113.88
2021/11/02	20337	-11150	-35.4%	127961	-10562	-7.6%	107624	588	0.5%	148298	-21712	-12.8%	113.97	113.40
2021/10/26	31487	-4226	-11.8%	138523	76	0.1%	107036	4302	4.2%	170010	-4150	-2.4%	114.15	113.98
2021/10/19	35713	-97	-0.3%	138447	26003	23.1%	102734	26100	34.1%	174160	25906	17.5%	114.38	113.44
2021/10/12	35810	4241	13.4%	112444	17181	18.0%	76634	12940	20.3%	148254	21422	16.9%	113.61	114.21
2021/10/05	31569	-3759	-10.6%	95263	-4825	-4.8%	63694	-1066	-1.6%	126832	-8584	-6.3%	111.48	112.21
2021/09/28	35328	12484	54.6%	100088	21173	26.8%	64760	8689	15.5%	135416	33657	33.1%	111.51	111.03
2021/09/21	22844	1116	5.1%	78915	-3108	-3.8%	56071	-4224	-7.0%	101759	-1992	-1.9%	109.23	110.75
2021/09/14	21728	-7976	-26.9%	82023	-10006	-10.9%	60295	-2030	-3.3%	103751	-17982	-14.8%	109.70	109.93
2021/09/07	29704	674	2.3%	92029	-131	-0.1%	62325	-805	-1.3%	121733	543	0.4%	110.27	109.87
2021/08/31	29030	2267	8.5%	92160	-1274	-1.4%	63130	-3541	-5.3%	121190	993	0.8%	110.01	109.69
2021/08/24	26763	-769	-2.8%	93434	2694	3.0%	66671	3463	5.5%	120197	1925	1.6%	109.65	109.83
2021/08/17	27532	-9152	-24.9%	90740	-6601	-6.8%	63208	2551	4.2%	118272	-15753	-11.8%	109.58	109.77
2021/08/10	36684	6275	20.6%	97341	11742	13.7%	60657	5467	9.9%	134025	18017	15.5%	110.56	109.56
2021/08/03	30409	-2566	-7.8%	85599	-7310	-7.9%	55190	-4744	-7.9%	116008	-9876	-7.8%	109.05	110.23
2021/07/27	32975	-2499	-7.0%	92909	1704	1.9%	59934	4203	7.5%	125884	-795	-0.6%	109.77	109.71
2021/07/20	35474	-4966	-12.3%	91205	-5485	-5.7%	55731	-519	-0.9%	126679	-10451	-7.6%	109.87	110.55
2021/07/13	40440	8815	27.9%	96690	-4071	-4.0%	56250	-12886	-18.6%	137130	4744	3.6%	110.62	110.05
2021/07/06	31625	4245	15.5%	100761	3486	3.6%	69136	-759	-1.1%	132386	7731	6.2%	110.63	110.12
2021/06/29	27380	-6738	-19.7%	97275	9295	10.6%	69895	16033	29.8%	124655	2557	2.1%	110.56	111.03
2021/06/22	34118			87980			53862			122098			110.66	110.76

JAPANESE YEN - CHICAGO MERCANTILE EXCHANGE  
FUTURES ONLY POSITIONS

売越し Long Short 火曜終値 金曜終値

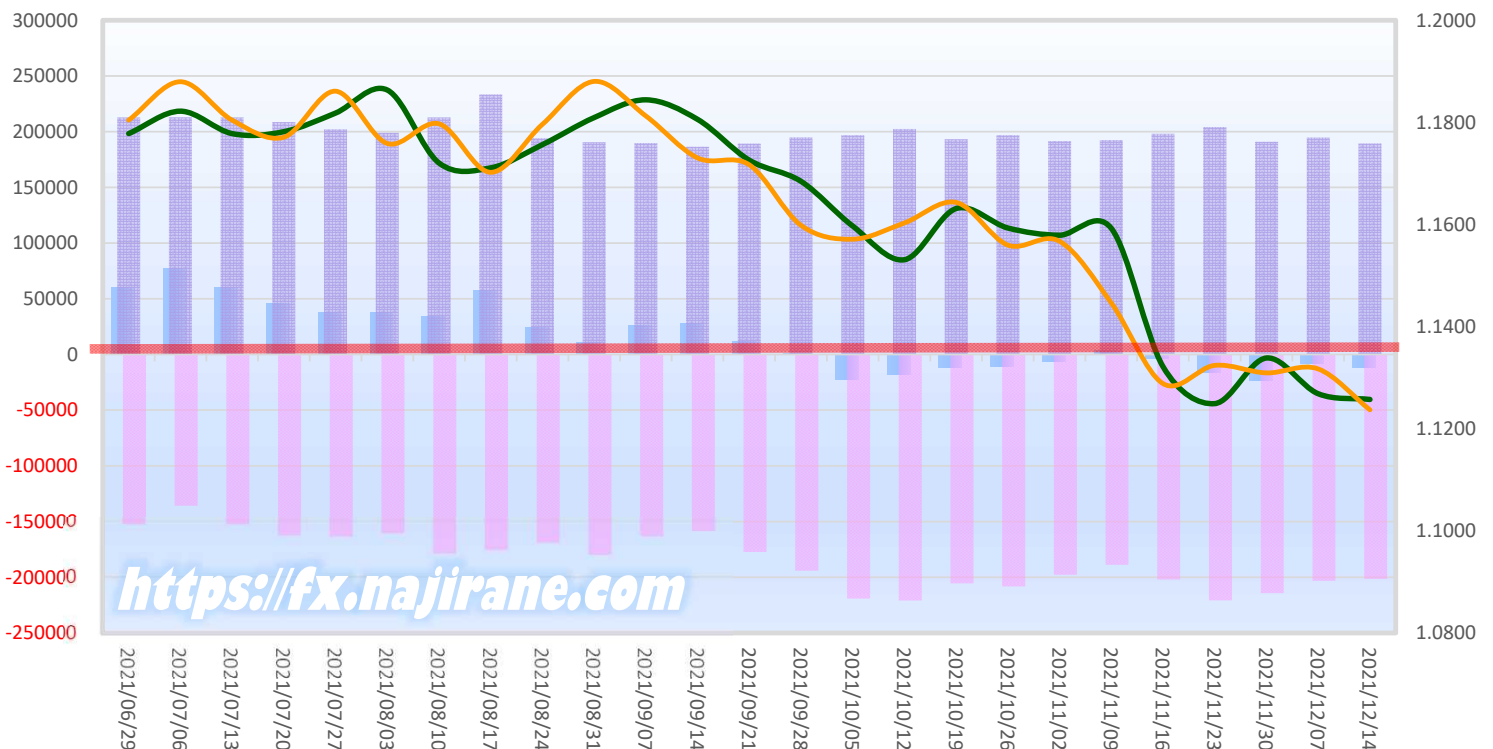


**EURO FX - CHICAGO MERCANTILE EXCHANGE** Code-099741  
 2021/06/22 ~ 2021/12/14 2021/12/17 NYクローズ時公表値

Report_Date	Non Commercial Positions								参考引け値					
	Long	増減		Short	増減		売り越し	増減		12/14(火)	12/17(金)			
2021/12/14	189530	-5339	-2.7%	201409	-1759	-0.9%	11879	3580	43.1%	390939	-7098	-1.8%	1.1257	1.1237
2021/12/07	194869	3821	2.0%	203168	-11120	-5.2%	8299	-14941	-64.3%	398037	-7299	-1.8%	1.1269	1.1317
2021/11/30	191048	-13166	-6.4%	214288	-6378	-2.9%	23240	6788	41.3%	405336	-19544	-4.6%	1.1339	1.1309
2021/11/23	204214	6033	3.0%	220666	18659	9.2%	16452	12626	330.0%	424880	24692	6.2%	1.1249	1.1324
2021/11/16	198181	5637	2.9%	202007	13236	7.0%	3826	-7599	-201.4%	400188	18873	4.9%	1.1322	1.1288
2021/11/09	192544	1048	0.5%	188771	-8863	-4.5%	-3773	-9911	-161.5%	381315	-7815	-2.0%	1.1592	1.1446
2021/11/02	191496	-5384	-2.7%	197634	-10502	-5.0%	6138	-5118	-45.5%	389130	-15886	-3.9%	1.1579	1.1567
2021/10/26	196880	3560	1.8%	208136	2709	1.3%	11256	-851	-7.0%	405016	6269	1.6%	1.1593	1.1560
2021/10/19	193320	-9192	-4.5%	205427	-15483	-7.0%	12107	-6291	-34.2%	398747	-24675	-5.8%	1.1631	1.1643
2021/10/12	202512	5693	2.9%	220910	1757	0.8%	18398	-3936	-17.6%	423422	7450	1.8%	1.1531	1.1603
2021/10/05	196819	1776	0.9%	219153	24982	12.9%	22334	-23206	-2661.2%	415972	26758	6.9%	1.1597	1.1571
2021/09/28	195043	5637	3.0%	194171	16860	9.5%	-872	-11223	-92.8%	389214	22497	6.1%	1.1685	1.1598
2021/09/21	189406	2852	1.5%	177311	18562	11.7%	-12095	-15710	-56.5%	366717	21414	6.2%	1.1726	1.1717
2021/09/14	186554	-3350	-1.8%	158749	-4847	-3.0%	-27805	1497	5.7%	345303	-8197	-2.3%	1.1806	1.1731
2021/09/07	189904	-689	-0.4%	163596	-16521	-9.2%	-26308	15832	151.1%	353500	-17210	-4.6%	1.1844	1.1813
2021/08/31	190593	-3576	-1.8%	180117	10578	6.2%	-10476	-14154	-57.5%	370710	7002	1.9%	1.1809	1.1880
2021/08/24	194169	-39360	-16.9%	169539	-6350	-3.6%	-24630	-33010	-57.3%	363708	-45710	####	1.1756	1.1796
2021/08/17	233529	20720	9.7%	175889	-3063	-1.7%	-57640	23783	70.2%	409418	17657	4.5%	1.1711	1.1702
2021/08/10	212809	13742	6.9%	178952	17892	11.1%	-33857	-4150	-10.9%	391761	31634	8.8%	1.1721	1.1797
2021/08/03	199067	-3178	-1.6%	161060	-3059	-1.9%	-38007	-119	-0.3%	360127	-6237	-1.7%	1.1863	1.1759
2021/07/27	202245	-6424	-3.1%	164119	1272	0.8%	-38126	-7696	-16.8%	366364	-5152	-1.4%	1.1818	1.1861
2021/07/20	208669	-4182	-2.0%	162847	9709	6.3%	-45822	-13891	-23.3%	371516	5527	1.5%	1.1782	1.1771
2021/07/13	212851	-147	-0.1%	153138	17330	12.8%	-59713	-17477	-22.6%	365989	17183	4.9%	1.1778	1.1804
2021/07/06	212998	3940	1.9%	135808	13896	11.4%	-77190	-9956	-11.4%	348806	17836	5.4%	1.1822	1.1880
2021/06/29	209058	1195	0.6%	121912	3106	2.6%	-87146	-1911	-2.1%	330970	4301	1.3%	1.1902	1.1866
2021/06/22	207863			118806			-89057			326669			1.1940	1.1941

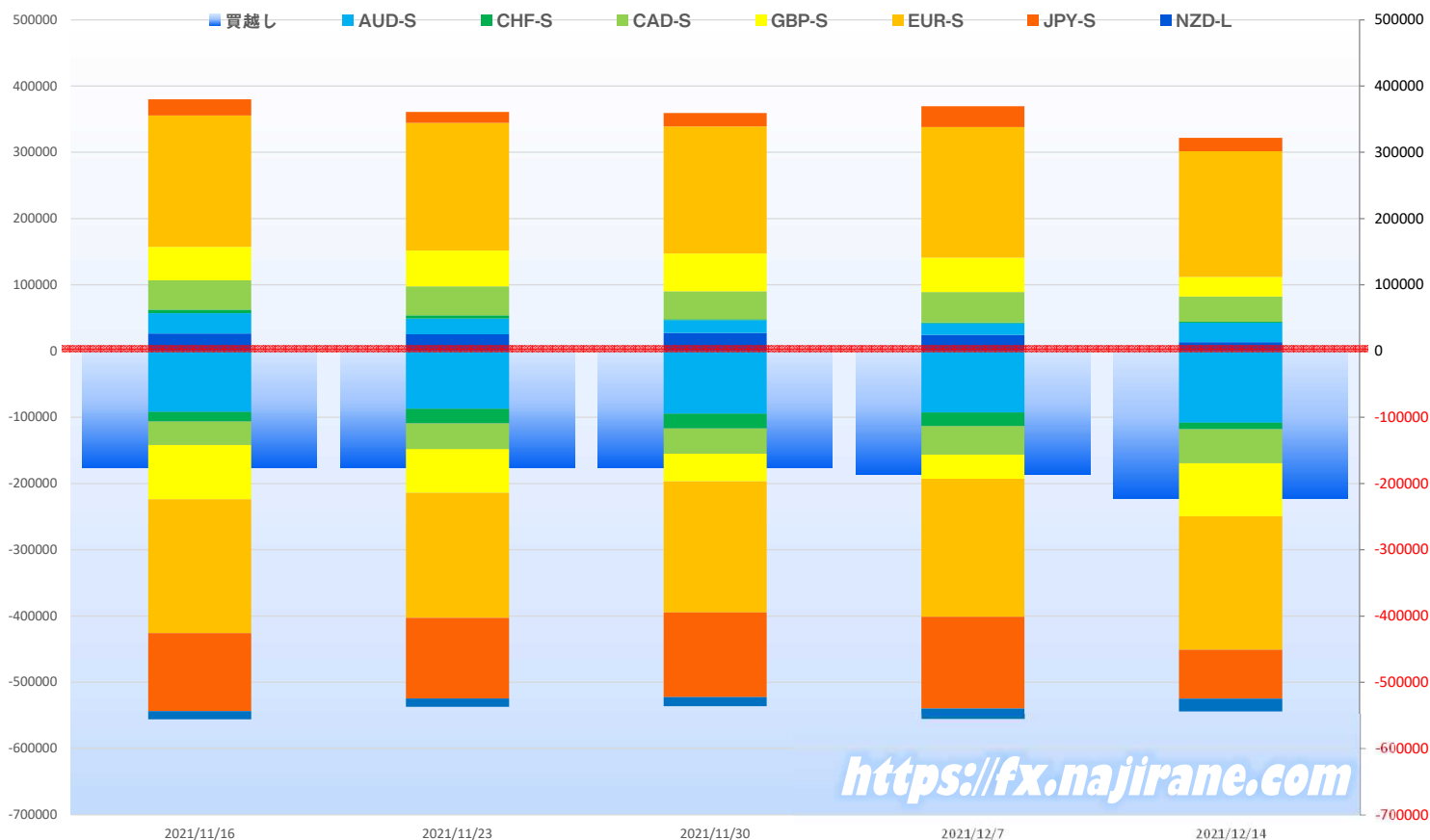
**EURO FX - CHICAGO MERCANTILE EXCHANGE  
 FUTURES ONLY POSITIONS**

■ 売越し ■ Long ■ Short ■ 火曜終値 ■ 金曜終値



	2021/11/16			2021/11/23			2021/11/30			2021/12/07			2021/12/14		
	Long	Short	売り越し	Long	Short	売り越し	Long	Short	売り越し	Long	Short	売り越し	Long	Short	売り越し
JPY	24635	117761	93126	20285	117538	97253	14585	93451	78866	13148	76229	63081	<b>20231</b>	<b>73754</b>	<b>53523</b>
	前週比 枚数増減 (枚)			-4350	-223	4127	-5700	-24087	-18387	-1437	-17222	-15785	7083	-2475	-9558
	前週比 枚数増減 (%)			-17.7%	-0.2%	4.4%	-28.1%	-20.5%	-18.9%	-9.9%	-18.4%	-20.0%	53.9%	-3.2%	-15.2%
EUR	198181	202007	3826	204214	220666	16452	191048	214288	23240	194869	203168	8299	<b>189530</b>	<b>201409</b>	<b>11879</b>
	前週比 枚数増減 (枚)			6033	18659	12626	-13166	-6378	6788	3821	-11120	-14941	-5339	-1759	3580
	前週比 枚数増減 (%)			3.0%	9.2%	330.0%	-6.4%	-2.9%	41.3%	2.0%	-5.2%	-64.3%	-2.7%	-0.9%	43.1%
GBP	50443	82042	31599	50122	84701	34579	52099	90998	38899	48950	87227	38277	<b>29497</b>	<b>80245</b>	<b>50748</b>
	前週比 枚数増減 (枚)			-321	2659	2980	1977	6297	4320	-3149	-3771	-622	-19453	-6982	12471
	前週比 枚数増減 (%)			-0.6%	3.2%	9.4%	3.9%	7.4%	12.5%	-6.0%	-4.1%	-1.6%	-39.7%	-8.0%	32.6%
AUD	30760	91913	61153	40523	103788	63265	33217	113402	80185	33380	115172	81792	<b>29254</b>	<b>108157</b>	<b>78903</b>
	前週比 枚数増減 (枚)			9763	11875	2112	-7306	9614	16920	163	1770	1607	-4126	-7015	-2889
	前週比 枚数増減 (%)			31.7%	12.9%	3.5%	-18.0%	9.3%	26.7%	0.5%	1.6%	2.0%	-12.4%	-6.1%	-3.5%
CAD	44147	35438	-8709	44320	47455	3135	41242	55317	14075	41095	50453	9358	<b>38230</b>	<b>51358</b>	<b>13128</b>
	前週比 枚数増減 (枚)			173	12017	11844	-3078	7862	10940	-147	-4864	-4717	-2865	905	3770
	前週比 枚数増減 (%)			0.4%	33.9%	136.0%	-6.9%	16.6%	349.0%	-0.4%	-8.8%	-33.5%	-7.0%	1.8%	40.3%
CHF	5502	14391	8889	6241	17617	11376	3927	18109	14182	2838	14891	12053	<b>1344</b>	<b>9680</b>	<b>8336</b>
	前週比 枚数増減 (枚)			739	3226	2487	-2314	492	2806	-1089	-3218	-2129	-1494	-5211	-3717
	前週比 枚数増減 (%)			13.4%	22.4%	28.0%	-37.1%	2.8%	24.7%	-27.7%	-17.8%	-15.0%	-52.6%	-35.0%	-30.8%
NZD	26388	12423	-13965	27835	13896	-13939	30465	19835	-10630	31881	21173	-10708	<b>13539</b>	<b>19400</b>	<b>5861</b>
	前週比 枚数増減 (枚)			1447	1473	-26	2630	5939	-3309	1416	1338	78	-18342	-1773	16569
	前週比 枚数増減 (%)			5.5%	11.9%	-0.2%	9.4%	42.7%	-23.7%	4.6%	6.7%	0.7%	-57.5%	-8.4%	154.7%
MXN	69984	117639	47655	80691	130152	49461	85840	145587	59747	70791	134917	64126	<b>34748</b>	<b>45421</b>	<b>10673</b>
	前週比 枚数増減 (枚)			10707	12513	1806	5149	15435	10286	-15049	-10670	4379	-36043	-89496	-53453
	前週比 枚数増減 (%)			15.3%	10.6%	3.8%	6.4%	11.9%	20.8%	-17.5%	-7.3%	7.3%	-50.9%	-66.3%	-83.4%
Total All 8	450040	673614	223574	474231	735813	261582	452423	750987	298564	436952	703230	266278	<b>356373</b>	<b>589424</b>	<b>233051</b>
	前週比 枚数増減 (枚)			24191	62199	38008	-21808	15174	36982	-15471	-47757	-32286	-80579	-113806	-33227
	前週比 枚数増減 (%)			5.4%	9.2%	17.0%	-4.6%	2.1%	14.1%	-3.4%	-6.4%	-10.8%	-18.4%	-16.2%	-12.5%
Total 7 (MXN除く)	380056	555975	175919	393540	605661	212121	366583	605400	238817	366161	568313	202152	<b>321625</b>	<b>544003</b>	<b>222378</b>
	前週比 枚数増減 (枚)			13484	49686	36202	-26957	-261	26696	-422	-37087	-36665	-44536	-24310	20226
	前週比 枚数増減 (%)			3.5%	8.9%	20.6%	-6.8%	0.0%	12.6%	-0.1%	-6.1%	-15.4%	-12.2%	-4.3%	10.0%

## 直近5週 CFTC IMM主要7通貨の売買構成

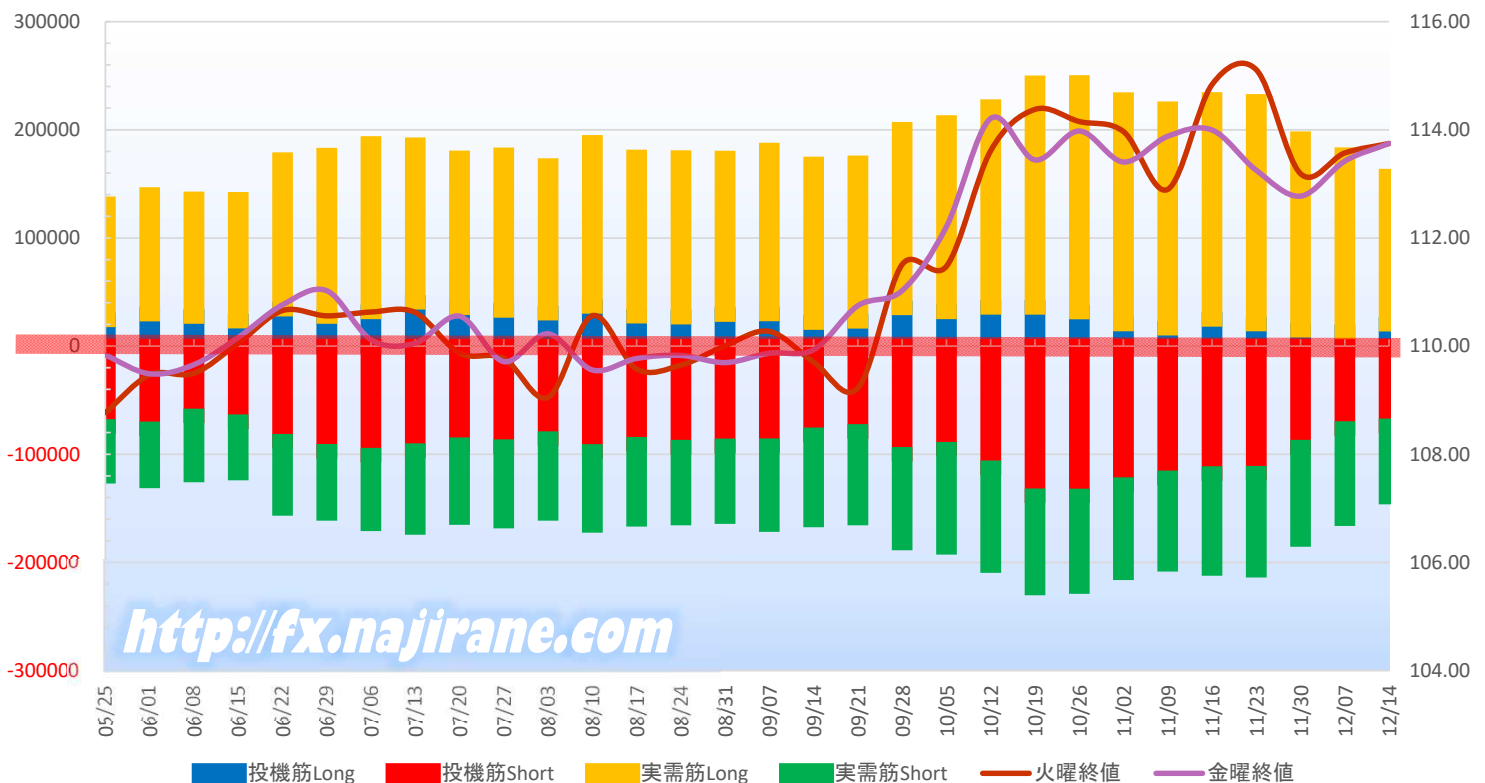


**JAPANESE YEN - CHICAGO MERCANTILE EXCHANGE  
FUTURES ONLY POSITIONS**

**Code-097741  
2021/12/17 公表値**

Date	投機筋集計				実需筋集計				投機筋+実需筋合計				ドル円終値	
	円買い	円売り	売り越し	売買計	円買い	円売り	売り越し	売買計	円買い	円売り	売り越し	売買計	火曜締め	金曜締め
2021/12/14	20231	73754	53523	93985	136938	65878	-71060	202816	157169	139632	-17537	296801	113.75	113.75
2021/12/07	13148	76229	63081	89377	163847	83350	-80497	247197	176995	159579	-17416	336574	113.57	113.42
2021/11/30	14585	93451	78866	108036	177285	85252	-92033	262537	191870	178703	-13167	370573	113.19	112.77
2021/11/23	20285	117538	97253	137823	205923	89698	-116225	295621	226208	207236	-18972	433444	115.11	113.25
2021/11/16	24635	117761	93126	142396	203468	87710	-115758	291178	228103	205471	-22632	433574	114.84	114.00
2021/11/09	16440	121791	105351	138231	203044	79845	-123199	282889	219484	201636	-17848	421120	112.90	113.88
2021/11/02	20337	127961	107624	148298	207612	81607	-126005	289219	227949	209568	-18381	437517	113.97	113.40
2021/10/26	31487	138523	107036	170010	212303	83757	-128546	296060	243790	222280	-21510	466070	114.15	113.98
2021/10/19	35713	138447	102734	174160	207735	85095	-122640	292830	243448	223542	-19906	466990	114.38	113.44
2021/10/12	35810	112444	76634	148254	185560	90468	-95092	276028	221370	202912	-18458	424282	113.61	114.21
2021/10/05	31569	95263	63694	126832	175160	90697	-84463	265857	206729	185960	-20769	392689	111.48	112.21
2021/09/28	35328	100088	64760	135416	165246	81967	-83279	247213	200574	182055	-18519	382629	111.51	111.03
2021/09/21	22844	78915	56071	101759	146680	80086	-66594	226766	169524	159001	-10523	328525	109.23	110.75
2021/09/14	21728	82023	60295	103751	146716	78681	-68035	225397	168444	160704	-7740	329148	109.70	109.93
2021/09/07	29704	92029	62325	121733	151585	73003	-78582	224588	181289	165032	-16257	346321	110.27	109.87
2021/08/31	29030	92160	63130	121190	144849	65434	-79415	210283	173879	157594	-16285	331473	110.01	109.69
2021/08/24	26763	93434	66671	120197	147612	65542	-82070	213154	174375	158976	-15399	333351	109.65	109.83
2021/08/17	27532	90740	63208	118272	147403	69312	-78091	216715	174935	160052	-14883	334987	109.58	109.77
2021/08/10	36684	97341	60657	134025	151720	68459	-83261	220179	188404	165800	-22604	354204	110.56	109.56
2021/08/03	30409	85599	55190	116008	136596	68989	-67607	205585	167005	154588	-12417	321593	109.05	110.23
2021/07/27	32975	92909	59934	125884	143819	68805	-75014	212624	176794	161714	-15080	338508	109.77	109.71
2021/07/20	35474	91205	55731	126679	138577	67311	-71266	205888	174051	158516	-15535	332567	109.87	110.55
2021/07/13	40440	96690	56250	137130	145716	70980	-74736	216696	186156	167670	-18486	353826	110.62	110.05
2021/07/06	31625	100761	69136	132386	155707	63576	-92131	219283	187332	164337	-22995	351669	110.63	110.12
2021/06/29	27380	97275	69895	124655	149165	57450	-91715	206615	176545	154725	-21820	331270	110.56	111.03
2021/06/22	34118	87980	53862	122098	138242	62072	-76170	200314	172360	150052	-22308	322412	110.66	110.76
2021/06/15	22974	69824	46850	92798	112798	47481	-65317	160279	135772	117305	-18467	253077	110.05	110.16
2021/06/08	27248	64562	37314	91810	108879	54611	-54268	163490	136127	119173	-16954	255300	109.50	109.66
2021/06/01	29462	76577	47115	106039	110690	48111	-62579	158801	140152	124688	-15464	264840	109.47	109.49
2021/05/25	24163	74319	50156	98482	107377	46024	-61353	153401	131540	120343	-11197	251883	108.77	109.83

**JAPANESE YEN - CHICAGO MERCANTILE EXCHANGE  
FUTURES ONLY POSITIONS Cord-097741**

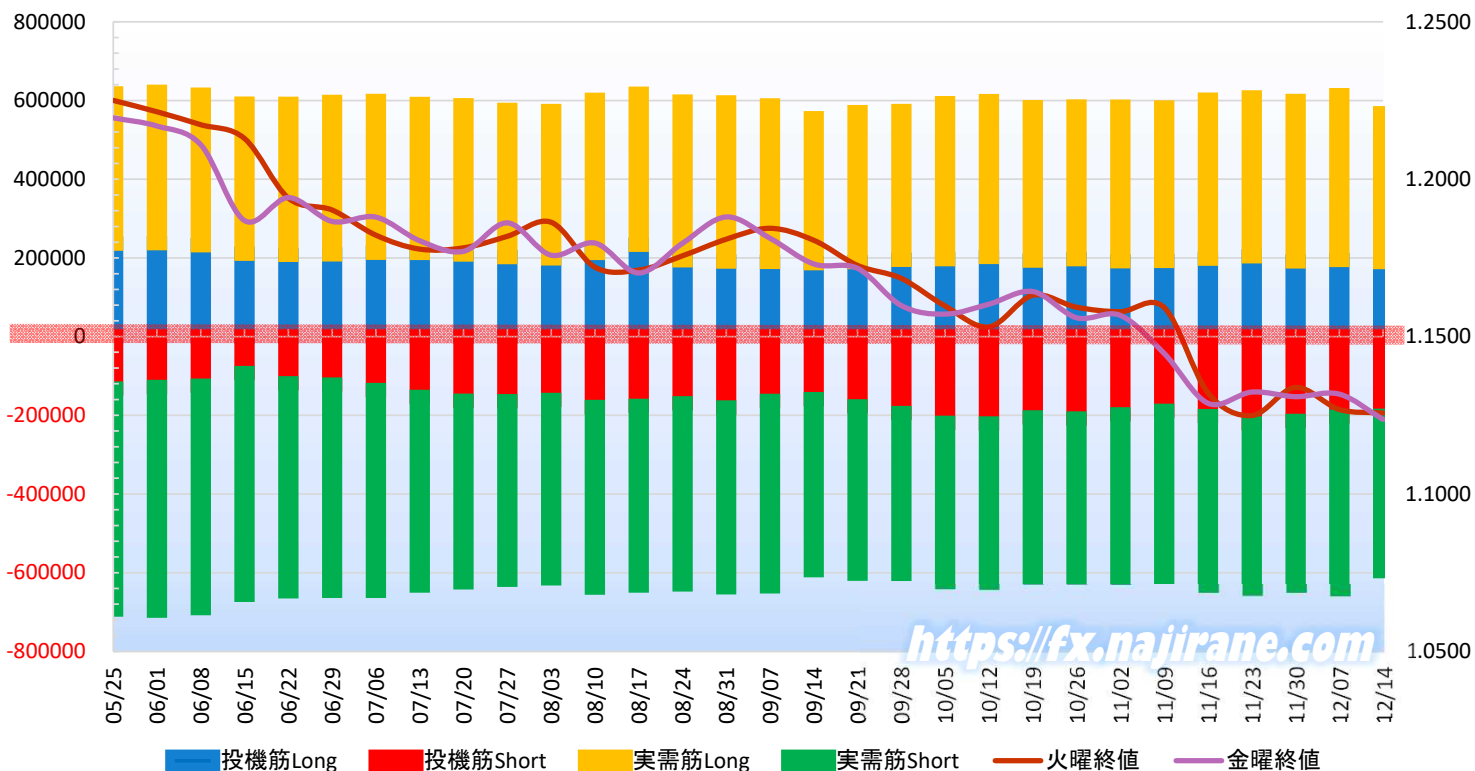


EURO FX - CHICAGO MERCANTILE EXCHANGE  
FUTURES ONLY POSITIONS

Code-099741  
2021/12/17 公表値

Date	投機筋集計				実需筋集計				投機筋+実需筋合計				ユーロドル終値	
	EUR買い	EUR売り	売り越し	売買計	EUR買い	EUR売り	売り越し	売買計	EUR買い	EUR売り	売り越し	売買計	火曜締め	金曜締め
2021/12/14	189530	201409	11879	390939	378079	394668	16589	772747	567609	596077	28468	1163686	1.1257	1.1237
2021/12/07	194869	203168	8299	398037	418656	438831	20175	857487	613525	641999	28474	1255524	1.1269	1.1317
2021/11/30	191048	214288	23240	405336	407774	418645	10871	826419	598822	632933	34111	1231755	1.1339	1.1309
2021/11/23	204214	220666	16452	424880	403595	420430	16835	824025	607809	641096	33287	1248905	1.1249	1.1324
2021/11/16	198181	202007	3826	400188	404266	431251	26985	835517	602447	633258	30811	1235705	1.1322	1.1288
2021/11/09	192544	188771	-3773	381315	389822	421863	32041	811685	582366	610634	28268	1193000	1.1592	1.1446
2021/11/02	191496	197634	6138	389130	392882	415610	22728	808492	584378	613244	28866	1197622	1.1579	1.1567
2021/10/26	196880	208136	11256	405016	387905	404160	16255	792065	584785	612296	27511	1197081	1.1593	1.1560
2021/10/19	193320	205427	12107	398747	389682	407255	17573	796937	583002	612682	29680	1195684	1.1631	1.1643
2021/10/12	202512	220910	18398	423422	396224	405177	8953	801401	598736	626087	27351	1224823	1.1531	1.1603
2021/10/05	196819	219153	22334	415972	396534	405021	8487	801555	593353	624174	30821	1217527	1.1597	1.1571
2021/09/28	195043	194171	-872	389214	378476	408900	30424	787376	573519	603071	29552	1176590	1.1685	1.1598
2021/09/21	189406	177311	-12095	366717	381122	425371	44249	806493	570528	602682	32154	1173210	1.1726	1.1717
2021/09/14	186554	158749	-27805	345303	368593	434853	66260	803446	555147	593602	38455	1148749	1.1806	1.1731
2021/09/07	189904	163596	-26308	353500	397755	471071	73316	868826	587659	634667	47008	1222326	1.1844	1.1813
2021/08/31	190593	180117	-10476	370710	404630	456842	52212	861472	595223	636959	41736	1232182	1.1809	1.1880
2021/08/24	194169	169539	-24630	363708	403032	460425	57393	863457	597201	629964	32763	1227165	1.1756	1.1796
2021/08/17	233529	175889	-57640	409418	383684	456767	73083	840451	617213	632656	15443	1249869	1.1711	1.1702
2021/08/10	212809	178952	-33857	391761	388866	458925	70059	847791	601675	637877	36202	1239552	1.1721	1.1797
2021/08/03	199067	161060	-38007	360127	374123	453158	79035	827281	573190	614218	41028	1187408	1.1863	1.1759
2021/07/27	202245	164119	-38126	366364	373953	453802	79849	827755	576198	617921	41723	1194119	1.1818	1.1861
2021/07/20	208669	162847	-45822	371516	379176	461577	82401	840753	587845	624424	36579	1212269	1.1782	1.1771
2021/07/13	212851	153138	-59713	365989	378329	479700	101371	858029	591180	632838	41658	1224018	1.1778	1.1804
2021/07/06	212998	135808	-77190	348806	386189	510347	124158	896536	599187	646155	46968	1245342	1.1822	1.1880
2021/06/29	209058	121912	-87146	330970	387635	524237	136602	911872	596693	646149	49456	1242842	1.1902	1.1866
2021/06/22	207863	118806	-89057	326669	383894	528473	144579	912367	591757	647279	55522	1239036	1.1940	1.1941
2021/06/15	210816	92630	-118186	303446	381409	563500	182091	944909	592225	656130	63905	1248355	1.2129	1.1868
2021/06/08	232103	124890	-107213	356993	382766	565245	182479	948011	614869	690135	75266	1305004	1.2173	1.2109
2021/06/01	237360	128038	-109322	365398	384998	568512	183514	953510	622358	696550	74192	1318908	1.2214	1.2169
2021/05/25	236103	132103	-104000	368206	381869	561735	179866	943604	617972	693838	75866	1311810	1.2250	1.2195

EURO FX - CHICAGO MERCANTILE EXCHANGE  
FUTURES ONLY POSITIONS Code-099741



# Bitcoin/USD 及び CME Futures (当月及び限月別)

※取引単位=5ビットコイン  
(CME CFビットコイン参考基準レート=BRRを対象)

Bitcoin/USD					CME Futures 2021/12		CME Futures 2022/01		CME Futures 2022/02		CME Futures 2022/03		CME Futures 2022/04		CME Futures 2022/05	
Date	Open	High	Low	Close	Close2	Volume	Close	Volume	Close	Volume	Close	Volume	Close	Volume	Close	Volume
2021/10/9	53930	55398	53735	54968	0	0	0	0	0	0	0	0	0	0	0	0
2021/10/10	54953	56401	54264	54772	0	0	0	0	0	0	0	0	0	0	0	0
2021/10/11	54734	57793	54520	57485	58755	401	58885	71	59255	21	59490	12	0	0	0	0
2021/10/12	57527	57628	54478	56041	56635	259	56860	43	57085	19	57320	0	0	0	0	0
2021/10/13	56038	57689	54371	57401	58505	283	58820	156	59065	17	59235	2	0	0	0	0
2021/10/14	57373	58479	56957	57322	58990	253	59230	132	59425	5	59605	1	0	0	0	0
2021/10/15	57346	62757	56868	61594	63000	253	63235	132	63700	5	63845	1	0	0	0	0
2021/10/16	61610	62274	60206	60892	0	0	0	0	0	0	0	0	0	0	0	0
2021/10/17	60888	61646	59164	61554	0	0	0	0	0	0	0	0	0	0	0	0
2021/10/18	61549	62615	60013	62026	62390	376	62720	233	63045	137	63355	37	0	0	0	0
2021/10/19	62043	64435	61623	64262	65730	524	66100	140	66470	63	66870	31	0	0	0	0
2021/10/20	64285	66930	63611	65993	68635	524	69075	140	69685	63	70065	31	0	0	0	0
2021/10/21	66002	66601	62117	62210	64655	1069	65295	410	65860	173	66250	78	0	0	0	0
2021/10/22	62238	63715	60123	60692	62310	1069	62840	410	63520	173	63875	78	0	0	0	0
2021/10/23	60695	61744	59827	61394	0	0	0	0	0	0	0	0	0	0	0	0
2021/10/24	61368	61506	59643	60931	0	0	0	0	0	0	0	0	0	0	0	0
2021/10/25	60894	63729	60692	63040	64050	693	64605	245	65155	81	65710	26	0	0	0	0
2021/10/26	63033	63229	59991	60364	63185	693	63785	245	64325	81	64865	26	0	0	0	0
2021/10/27	60352	61435	58208	58482	59775	458	60195	111	60475	22	60845	6	0	0	0	0
2021/10/28	58471	62129	58207	60622	62230	535	62425	201	62735	92	63020	25	0	0	0	0
2021/10/29	60625	62928	60330	62228	63395	535	63685	201	64130	92	64505	25	0	0	0	0
2021/10/30	62239	62330	60918	61889	0	0	0	0	0	0	0	0	0	0	0	0
2021/10/31	61850	62406	60074	61319	0	0	0	0	0	0	0	0	0	0	0	0
2021/11/1	61320	62419	59695	61004	62095	505	62370	106	62660	14	63170	9	63300	0	0	0
2021/11/2	60963	64243	60673	63226	64600	733	64930	121	65285	34	65655	5	65905	0	0	0
2021/11/3	63254	63517	61184	62970	63600	704	64050	33	64225	9	64595	2	64845	0	0	0
2021/11/4	62942	63123	60800	61452	61910	704	62300	33	62645	9	63015	2	63265	0	0	0
2021/11/5	61460	62541	60845	61126	61900	376	62290	7	62635	1	63005	0	63255	0	0	0
2021/11/6	61069	61591	60164	61527	0	0	0	0	0	0	0	0	0	0	0	0
2021/11/7	61555	63327	61432	63327	0	0	0	0	0	0	0	0	0	0	0	0
2021/11/8	63344	67674	63344	67567	67075	995	67440	163	67785	48	68110	4	68365	0	0	0
2021/11/9	67550	68530	66382	66972	68235	791	68615	41	68995	14	69330	17	69570	0	0	0
2021/11/10	66953	68790	63208	64995	66650	1416	66975	244	67310	60	67625	3	67735	0	0	0
2021/11/11	64979	65579	64180	64950	65635	521	65995	45	66340	11	66655	1	66955	0	0	0
2021/11/12	64864	65461	62334	64156	64820	521	65190	45	65550	11	65885	1	66280	0	0	0
2021/11/13	64158	64916	63304	64470	0	0	0	0	0	0	0	0	0	0	0	0
2021/11/14	64455	65495	63648	65467	0	0	0	0	0	0	0	0	0	0	0	0
2021/11/15	65521	66282	63548	63558	64460	1228	64860	137	65240	22	65595	10	66040	11	0	0
2021/11/16	63721	63721	59016	60161	60220	1228	60565	137	60910	22	61230	10	61630	11	0	0
2021/11/17	60140	60824	58515	60368	61060	1883	61405	131	61745	60	62025	109	62420	11	0	0
2021/11/18	60360	60949	56551	56942	58575	2375	58945	210	59305	26	59645	7	60005	4	0	0
2021/11/19	56896	58351	55705	58120	58510	3178	58880	190	59190	24	59480	6	59740	5	0	0
2021/11/20	58115	59860	57470	59697	0	0	0	0	0	0	0	0	0	0	0	0
2021/11/21	59731	60004	58619	58730	0	0	0	0	0	0	0	0	0	0	0	0
2021/11/22	58707	59266	55680	56289	56330	7197	56665	673	56995	275	57315	31	57615	3	0	0
2021/11/23	56305	57876	55633	57569	58360	7197	58710	673	59025	275	59330	31	59660	3	0	0
2021/11/24	57566	57803	55964	56280	57815	7005	58250	2849	58485	428	58705	110	58995	8	59295.000C	0
2021/11/25	57165	59368	57147	57275	59620	7005	59975	2849	60230	428	60285	110	0	0	null	null
2021/11/26	58960	59183	53570	53570	54430	7005	54835	2849	55110	428	55330	110	55560	8	55860.000C	0
2021/11/27	53736	55329	53668	54815	0	0	0	0	0	0	0	0	0	0	0	0
2021/11/28	54813	57394	53577	57248	0	0	0	0	0	0	0	0	0	0	0	0
2021/11/29	57292	58873	56793	57807	58470	5946	58900	967	59190	171	59420	39	59720	8	60095.000C	0
2021/11/30	57830	59113	56057	57005	57780	7792	58160	819	58420	158	58660	47	58975	1	59370.000C	0
2021/12/1	56908	59042	56553	57230	56990	6552	57385	722	57660	119	57905	21	58205	3	58520.000C	0
2021/12/2	57217	57349	55895	56478	57175	5835	57545	568	57840	108	58110	9	58430	0	58800.000C	2
2021/12/3	56509	57482	52497	53598	53545	11175	53865	1351	54090	251	54300	80	54530	9	54875.000C	2
2021/12/4	53728	53905	42875	49201	0	0	0	0	0	0	0	0	0	0	0	0
2021/12/5	49202	49768	47857	49369	0	0	0	0	0	0	0	0	0	0	0	0
2021/12/6	49413	50930	47281	50583	48960	9344	49315	1274	49555	222	49760	80	50000	6	50290.000C	0
2021/12/7	50582	51935	50176	50700	50600	9344	50925	1274	51165	222	51380	80	51635	6	51915.000C	0
2021/12/8	50668	51171	48766	50505	50925	4985	51220	886	51460	99	51690	69	51925	8	52190.000C	2
2021/12/9	50450	50797	47358	47672	47675	4851	47940	794	48140	95	48350	32	48580	2	48845.000C	0
2021/12/10	47642	50015	47024	47243	48490	5159	48690	877	48880	150	49070	62	49275	0	49510.000C	0
2021/12/11	47265	49458	46942	49363	0	0	---	---	---	---	---	---	---	---	---	---
2021/12/12	49355	50725	48726	50098	0	0	---	---	---	---	---	---	---	---	---	---
2021/12/13	50115	50205	45895	46737	46595	6036	46795	944	46970	105	47140	42	47325	0	47525.000C	0
2021/12/14	46710	48431	46424	46613	47870	6827	48050	1175	48230	105	48410	29	48600	7	4800.000000	1
2021/12/15	48380	49474	46672	48897	49350	5871	49530	787	49725	86	49910	18	50105	2	50305.000C	0
2021/12/16	48900	49426	47530	47665	48010	5529	48180	767	48370	78	48570	52	48770	2	48990.000C	0



Date	BTC(BitCoin)/JPY					ETH(Ethereum)/JPY					XRP(Ripple)/JPY				
	Open	High	Low	Close	Volume	Open	High	Low	Close	Volume	Open	High	Low	Close	Volume
2021/10/18	7036813.00	7155822.50	6858138.00	7088877.50	4349319.45	439907.13	443780.78	421314.47	428440.81	1987046.09	125.1713	126.3999	121.9464	123.8709	364131.26
2021/10/19	7090830.50	7380621.00	7040220.00	7360986.00	4635833.89	428258.25	444861.31	427194.31	444171.34	1832601.63	123.8766	125.5446	122.5132	125.0940	296218.92
2021/10/20	7363574.50	7649306.50	7287843.00	7548838.00	4665797.64	444180.50	476600.47	439101.22	475398.75	2326475.00	125.0747	131.7596	124.8254	130.6695	388324.87
2021/10/21	7549913.00	7596758.00	7078774.00	7086305.50	5229353.30	476053.22	497965.47	458777.72	461824.28	3214590.50	131.0216	133.0406	123.9960	124.0829	459706.06
2021/10/22	7089463.00	7262314.00	6831253.50	6887054.00	4361307.01	461979.66	474858.25	444072.19	450516.34	2205152.37	124.1497	127.8892	122.6835	123.5032	374059.74
2021/10/23	6887322.00	7003865.00	6788813.50	6973578.00	3053534.64	450649.63	473850.91	447617.03	473850.91	1679005.31	123.6692	125.0932	122.3834	124.3218	254002.52
2021/10/24	6970707.50	6986321.00	6774768.50	6926084.50	3105064.77	473872.78	475448.63	450617.28	464677.03	1702577.49	124.3648	124.5553	120.1811	123.2518	254654.59
2021/10/25	6921889.00	7247947.00	6891493.00	7171799.50	3534135.91	464281.78	481827.69	462375.47	479851.69	1819772.55	123.1409	125.5125	122.5428	124.5919	295298.68
2021/10/26	7170996.00	7196158.50	6849049.00	6892775.50	3982733.16	479790.38	489557.88	468866.38	471719.19	1959192.24	124.5865	132.2237	124.3645	126.5301	449138.40
2021/10/27	6891429.00	7001645.00	6621313.50	6653658.00	4966952.95	471841.50	490219.97	447153.22	447153.22	2983048.41	126.5128	128.3647	110.3630	113.2546	732001.32
2021/10/28	6652332.00	7056601.00	6604593.50	6887225.50	5141989.11	446534.13	487618.25	444352.19	487113.72	2949296.30	113.2303	122.9255	111.9916	120.3004	628101.02
2021/10/29	6888036.00	7177869.50	6895336.00	7094922.00	4202237.82	482762.60	508337.78	485490.22	503347.41	2618655.97	120.3261	124.2713	120.0844	123.3076	404676.41
2021/10/30	7096221.50	7106572.50	6945610.50	7056256.00	3666487.76	503290.03	504277.22	484846.16	493189.09	1666385.34	123.2934	127.0452	121.3564	123.5865	371834.08
2021/10/31	7051884.50	7115240.00	6849375.50	7004986.00	3683186.32	492857.75	501033.25	476470.56	489863.19	1998963.58	123.8118	131.3966	122.3112	127.1757	526386.48
2021/11/1	7005156.00	7134149.00	6818682.50	6960216.50	4124551.41	489879.53	499811.22	475286.44	493412.53	2052007.48	127.1649	129.0795	122.5243	124.6893	417106.36
2021/11/2	6955521.00	7309095.50	6918548.50	7205761.00	4301896.89	493170.00	524292.94	489038.94	522518.50	2369893.36	124.6561	130.4474	123.8499	129.4895	411386.31
2021/11/3	7208944.50	7235262.00	6972966.00	7183119.00	4120820.37	523075.34	531448.50	508980.13	525551.61	2420660.67	129.4601	140.3585	128.4375	137.8898	744255.54
2021/11/4	7179897.50	7199653.00	6912070.50	6995412.50	3712823.77	525264.88	525569.38	503245.03	516506.13	2096298.70	138.0863	143.2065	132.6340	136.8299	593093.32
2021/11/5	6996306.00	7108450.00	6897649.00	6932568.00	3471077.69	516517.44	519608.78	504189.41	508807.28	1710979.10	136.8202	136.8756	129.6676	131.7352	405168.72
2021/11/6	6926126.50	6985307.00	6823475.50	6918139.50	3299801.96	508399.53	513883.03	491651.03	512815.13	1636473.73	131.6333	133.0701	125.7516	130.7056	298303.84
2021/11/7	6981251.50	7186220.00	6967366.00	7186220.00	2805942.62	513087.44	526071.69	511613.31	524331.31	1536648.27	130.7902	140.3603	130.2120	138.1633	384072.72
2021/11/8	7188158.00	7663763.50	7188158.00	7652281.50	4657680.77	524228.59	546253.19	524228.59	544993.00	2184790.46	138.5601	147.2203	138.5601	145.2356	628074.46
2021/11/9	7650345.00	7733316.00	7492643.00	7562090.50	4782831.46	544764.63	545545.75	532532.19	534657.94	2352480.19	145.2532	145.7886	139.1955	142.1515	588401.28
2021/11/10	7560003.00	7799883.50	7202343.50	7403476.50	5550831.20	534469.31	553162.13	511060.69	528097.31	2591197.47	141.9545	153.5746	128.2842	135.9347	846359.34
2021/11/11	7401615.50	7480128.00	7321389.50	7407283.50	4092042.70	528015.25	544703.50	522024.44	539481.38	2045209.86	135.8693	142.9429	134.4160	138.9495	559311.95
2021/11/12	7397477.50	7479955.00	7097401.50	7307679.00	4110247.96	538708.25	549476.00	513617.94	531607.56	2086289.89	138.7082	140.7908	131.7427	135.4734	481850.90
2021/11/13	7307927.50	7395810.00	7211262.50	7344981.00	3471913.65	531562.38	535594.19	522045.53	529938.56	1647128.48	135.4864	137.1853	133.1568	135.7969	329158.55
2021/11/14	7343368.50	7465468.00	7251363.00	7462238.00	2863541.68	529616.63	534311.44	514612.22	527335.56	1387535.10	135.7123	136.7801	133.2309	135.4822	251914.35
2021/11/15	7468444.00	7551824.00	7251923.50	7254003.00	3487740.44	527419.00	542566.25	518897.88	520158.16	1857599.53	135.5081	139.0060	133.5985	133.6912	325321.47
2021/11/16	7272643.00	7272643.00	6741465.50	6912826.00	5382646.30	521638.94	558788.00	473409.47	484841.31	3150407.31	134.0659	134.0659	120.3667	125.357	554896.01
2021/11/17	6910341.00	6974377.50	6716564.50	6893772.50	4474007.30	484199.28	490960.41	471427.56	489625.16	2533257.82	125.2584	127.6500	122.8668	125.1918	422748.14
2021/11/18	6892873.50	6953797.00	6461437.50	6507584.50	4730031.80	489648.94	495337.06	452377.44	457211.06	2443767.01	125.1907	132.1427	116.8066	119.0789	616490.22
2021/11/19	6502326.50	6642063.50	6371090.50	6625341.00	4411880.84	456648.63	491648.22	455320.47	489985.44	2351291.54	118.9610	125.1028	116.7260	124.4247	423648.64
2021/11/20	6642828.50	6823727.00	6551261.00	6805182.00	3491102.96	489990.47	505498.06	479832.63	502710.06	1761024.49	124.3756	125.5537	121.3251	125.1262	293632.04
2021/11/21	6808979.00	6840204.50	6682265.00	6703741.50	2981839.16	502968.16	504141.91	485735.41	487365.13	1608842.79	125.0237	125.1755	120.8574	121.0126	252699.77
2021/11/22	6701044.50	6762706.50	6395915.50	6461503.50	4021831.46	486997.16	490890.94	463372.75	469318.16	2267376.96	121.0072	122.0853	117.3312	118.9949	326530.86
2021/11/23	6463256.00	6664734.50	6385021.50	6628604.00	4316181.06	466286.50	505016.38	467249.91	499803.13	2548489.58	119.0491	123.3674	117.4504	122.8628	356751.47
2021/11/24	6628232.50	6654636.00	6453052.50	6495718.00	4228367.21	499719.34	503892.19	481542.13	489365.97	2520480.73	122.8739	123.7713	116.6536	120.2732	363790.27
2021/11/25	6597861.00	6847887.50	6596299.00	6590912.50	3945250.31	492991.56	524708.56	490581.19	491918.22	2152528.46	119.3535	122.8228	118.1406	118.7450	357594.94
2021/11/26	6784884.50	6801135.00	6070792.50	6070792.50	4738202.19	520395.47	522965.03	448083.44	456802.69	2978383.93	120.2443	120.4478	105.3541	106.1119	486556.46
2021/11/27	6089680.00	6270187.00	6081965.50	6211917.50	3463308.57	458172.78	474569.19	457097.88	464282.47	1871640.67	106.5270	109.6166	106.1358	107.3367	273159.05
2021/11/28	6211685.00	6526598.50	6071582.50	6510577.00	3197590.89	464819.28	488885.84	452163.28	488386.44	1814268.15	107.4036	110.3111	101.6041	110.1712	296308.96
2021/11/29	6515518.00	6694553.00	6438625.50	6578705.00	3683979.67	488669.97	506599.41	485738.59	505877.41	2172145.93	110.2929	113.9346	109.5974	112.8906	332006.35
2021/11/30	6581385.00	6659183.50	6344891.50	6453907.00	4155988.01	506180.44	535460.19	493272.38	524355.94	3240951.76	112.8368	116.1554	110.1246	113.0746	333966.61
2021/12/1	6442873.50	6672937.50	6380469.50	6460246.50	4160645.23	523472.94	542092.81	510869.78	517790.91	3119488.32	113.0107	115.0855	110.7712	111.8586	290174.35
2021/12/2	6458840.00	6477022.50	6316086.00	6383236.00	3659648.82	517716.72	522790.25	502498.84	509876.44	2430274.88	111.8570	111.8570	108.4650	109.8927	254398.02
2021/12/3	6386779.00	6507063.00	5917380.00	6046525.50	4488691.93	510221.53	526079.75	462165.69	476146.28	2919528.56	110.0216	111.5397	102.1201	104.0402	362482.80
2021/12/4	6061149.50	6081095.00	4836771.50	5550085.50	6924611.35	476942.28	478630.38	397718.03	464710.06	4340623.50	104.2487	104.5388	69.3235	95.5491	786341.74
2021/12/5	5550177.50	5614096.00	5395855.00	5580876.50	4205052.05	464714.72	479074.19	455756.75	474597.31	2886372.31	95.5130	97.4381	88.0330	91.0681	401701.46
2021/12/6	5585922.00	5780398.50	5352887.00	5739481.00	4278551.61	474673.88	496555.97	444941.25	494547.78	3203131.13	91.1192	94.4149	85.1747	93.9837	391230.37
2021/12/7	5739390.50	5892111.50	5599699.50	5755790.50	3823202.50	494557.72	502990.31	484296.03	489872.75	2539152.33	94.0750	96.0605	91.6692	92.9313	308805.56
2021/12/8	5725108.00	5825451.50	5459834.00	5741637.50	3237714.63	489488.22	506951.22	481913.38	504688.38	2126400.06	92.8121	100.6480	91.4495	98.1451	345484.95
2021/12/9	5735417.50	5777111.00	5372679.00	5407997.00	3358274.21	503968.44	509780.31	462734.00							

Date	日経平均(^N225)					CME日経平均先物ドル建て(NKD)					CME日経平均先物円建て(NIY)					USDJPY
	Open	High	Low	Close	Volume	Open	High	Low	Close	Volume	Open	High	Low	Close	Volume	
2021-12-17	28,893.67	28,904.94	28,507.56	28,545.68		28,850.0	28,920.0	28,400.0	28,490.0	4,419	28,505.0	28,505.0	28,505.0	28,505.0	0	113.75
2021-12-16	28,868.37	29,066.42	28,782.37	29,066.32	602662100	28,885.0	29,210.0	28,740.0	28,810.0	4,419	29,025.0	29,025.0	29,025.0	29,025.0	0	113.72
2021-12-15	28,393.87	28,515.25	28,393.87	28,459.72	558775700	28,325.0	28,945.0	28,300.0	28,925.0	3,733	28,415.0	28,415.0	28,415.0	28,415.0	0	114.05
2021-12-14	28,554.86	28,672.96	28,311.26	28,432.64	552497200	28,540.0	28,700.0	28,200.0	28,355.0	4,286	28,390.0	28,390.0	28,390.0	28,390.0	0	113.75
2021-12-13	28,705.26	28,793.32	28,593.45	28,640.49	535380800	28,625.0	28,830.0	28,475.0	28,510.0	3,710	28,595.0	28,595.0	28,595.0	28,595.0	0	113.58
2021-12-10	28,542.50	28,699.01	28,393.78	28,437.77	633615900	28,645.0	28,735.0	28,430.0	28,655.0	4,006	28,480.0	28,480.0	28,385.0	28,385.0	40	113.42
2021-12-09	28,827.32	28,908.29	28,725.47	28,725.47	543774000	28,880.0	28,940.0	28,570.0	28,635.0	4,290	28,900.0	28,940.0	28,575.0	28,625.0	0	113.47
2021-12-08	28,792.89	28,897.22	28,621.47	28,860.62	719881000	28,850.0	28,940.0	28,610.0	28,880.0	9,180	28,845.0	28,945.0	28,610.0	28,885.0	32,513	113.75
2021-12-07	28,138.82	28,617.71	27,961.66	28,455.60	782685100	28,105.0	28,870.0	27,960.0	28,820.0	14,320	28,090.0	28,865.0	27,955.0	28,815.0	51,555	113.57
2021-12-06	28,069.96	28,069.96	27,693.91	27,927.37	616864600	27,815.0	28,160.0	27,690.0	28,105.0	18,368	27,790.0	28,155.0	27,680.0	28,095.0	45,720	113.50
2021-12-03	27,841.05	28,029.57	27,589.74	28,029.57	719085400	28,010.0	28,180.0	27,580.0	27,790.0	9,214	28,040.0	28,175.0	27,570.0	27,790.0	50,976	112.77
2021-12-02	27,716.20	27,935.73	27,644.96	27,753.37	774195800	27,500.0	28,055.0	27,495.0	27,905.0	7,716	27,520.0	28,075.0	27,485.0	27,895.0	53,204	113.20
2021-12-01	27,866.73	28,106.24	27,594.01	27,935.62	808761700	27,735.0	28,240.0	27,410.0	27,430.0	7,889	27,745.0	28,230.0	27,405.0	27,420.0	52,906	112.83
2021-11-30	28,111.73	28,718.70	27,819.14	27,821.76	1406636200	28,455.0	28,720.0	27,390.0	27,675.0	10,385	28,445.0	28,710.0	27,375.0	27,675.0	71,931	113.19
2021-11-29	28,337.96	28,776.34	28,187.12	28,283.92	859116700	28,025.0	28,790.0	28,025.0	28,330.0	9,196	28,150.0	28,785.0	28,080.0	28,330.0	54,906	113.63
2021-11-26	29,324.47	29,332.99	28,606.57	29,774.11	728745800	29,450.0	29,585.0	28,030.0	28,370.0	12,082	29,440.0	29,580.0	28,020.0	28,155.0	77,339	113.25
2021-11-24	29,663.45	29,751.85	29,212.93	29,302.66	695303700	29,730.0	29,755.0	29,220.0	29,470.0	4,990	29,705.0	29,745.0	29,205.0	29,460.0	30,110	115.43
2021-11-22	29,618.55	29,804.24	29,542.29	29,774.11	587707900	29,655.0	29,920.0	29,540.0	29,685.0	3,236	29,640.0	29,915.0	29,530.0	29,675.0	27,790	114.85
2021-11-19	29,641.05	29,768.54	29,593.26	29,745.87	655733600	29,625.0	29,795.0	29,485.0	29,630.0	6,282	29,600.0	29,785.0	29,475.0	29,625.0	34,804	114.00
2021-11-18	29,597.93	29,715.67	29,403.40	29,598.66	654090200	29,560.0	29,730.0	29,390.0	29,625.0	4,432	29,550.0	29,715.0	29,380.0	29,610.0	22,380	114.26
2021-11-17	29,906.68	29,908.59	29,623.79	29,688.33	639044800	29,870.0	29,935.0	29,500.0	29,570.0	2,655	29,835.0	29,925.0	29,485.0	29,560.0	22,999	114.16
2021-11-16	29,749.71	29,958.66	29,681.25	29,808.12	619847600	29,755.0	29,980.0	29,690.0	29,840.0	2,158	29,740.0	29,965.0	29,680.0	29,825.0	20,623	114.84
2021-11-15	29,609.97	29,861.88	29,609.97	29,776.80	604251200	29,735.0	29,870.0	29,660.0	29,735.0	1,887	29,760.0	29,860.0	29,645.0	29,720.0	18,135	114.14
2021-11-12	29,381.45	29,660.78	29,277.86	29,609.97	684044500	29,425.0	29,770.0	29,390.0	29,725.0	2,737	29,435.0	29,760.0	29,375.0	29,710.0	24,068	113.88
2021-11-11	29,093.16	29,331.74	29,081.72	29,277.86	605676800	29,045.0	29,490.0	28,990.0	29,435.0	2,830	29,280.0	29,280.0	29,280.0	29,280.0	20,337	114.06
2021-11-10	29,207.70	29,289.22	29,080.52	29,106.78	638903500	29,255.0	29,390.0	29,010.0	29,095.0	3,578	29,105.0	29,105.0	29,105.0	29,105.0	0	113.90
2021-11-09	29,557.55	29,750.38	29,240.31	29,285.46	650448400	29,715.0	29,820.0	29,195.0	29,300.0	4,966	29,280.0	29,280.0	29,280.0	29,280.0	0	112.90
2021-11-08	29,735.45	29,735.45	29,507.05	29,507.05	683466600	29,690.0	29,850.0	29,455.0	29,705.0	3,488	29,500.0	29,500.0	29,500.0	29,500.0	0	113.26
2021-11-05	29,840.73	29,840.73	29,505.42	29,611.57	735077300	29,750.0	29,850.0	29,520.0	29,720.0	4,267	29,600.0	29,600.0	29,600.0	29,600.0	0	113.40
2021-11-04	29,859.74	29,880.81	29,718.78	29,794.37	903998300	29,800.0	29,970.0	29,610.0	29,790.0	3,634	29,785.0	29,785.0	29,785.0	29,785.0	0	113.82
2021-11-02	29,462.40	29,599.39	29,457.18	29,520.90	711160900	29,540.0	29,610.0	29,430.0	29,520.0	3,325	29,505.0	29,505.0	29,505.0	29,505.0	0	113.97
2021-11-01	29,330.68	29,664.59	29,271.03	29,647.08	767309500	29,175.0	29,680.0	29,175.0	29,590.0	5,607	29,630.0	29,630.0	29,630.0	29,630.0	0	114.05
2021-10-29	28,819.16	29,000.24	28,475.06	28,892.69	1044784500	28,900.0	29,075.0	28,485.0	29,005.0	4,962	28,875.0	28,875.0	28,875.0	28,875.0	0	113.98
2021-10-28	28,871.61	28,894.52	28,700.79	28,820.09	1428089200	28,730.0	28,940.0	28,690.0	28,925.0	3,422	28,800.0	28,800.0	28,800.0	28,800.0	0	113.57
2021-10-27	29,056.01	29,139.22	28,807.25	29,098.24	705990000	28,950.0	29,155.0	28,645.0	28,665.0	5,740	29,075.0	29,075.0	29,075.0	29,075.0	0	113.82
2021-10-26	28,927.61	29,160.76	28,895.79	29,106.01	727762800	28,840.0	29,270.0	28,810.0	28,995.0	5,192	29,080.0	29,080.0	29,080.0	29,080.0	0	114.15
2021-10-25	28,527.13	28,666.20	28,473.26	28,600.41	626679600	28,730.0	28,905.0	28,395.0	28,835.0	4,805	28,575.0	28,575.0	28,575.0	28,575.0	0	113.71
2021-10-22	28,578.53	28,989.50	28,547.24	28,804.85	602059200	28,565.0	29,010.0	28,450.0	28,755.0	5,877	28,775.0	28,775.0	28,775.0	28,775.0	0	113.44
2021-10-21	29,152.74	29,220.72	28,689.05	28,708.58	591458200	29,325.0	29,345.0	28,445.0	28,645.0	7,938	28,675.0	28,675.0	28,675.0	28,675.0	0	114.01
2021-10-20	29,385.95	29,489.11	29,222.32	29,255.55	661082500	29,360.0	29,510.0	29,225.0	29,325.0	3,220	29,220.0	29,220.0	29,220.0	29,220.0	0	114.34
2021-10-19	29,117.28	29,272.49	29,076.34	29,215.52	576447900	29,100.0	29,430.0	29,025.0	29,415.0	4,254	29,180.0	29,180.0	29,180.0	29,180.0	0	114.38
2021-10-18	29,093.82	29,144.33	28,925.32	29,025.46	625648900	29,245.0	29,310.0	28,880.0	29,105.0	3,246	28,990.0	28,990.0	28,990.0	28,990.0	0	114.32
2021-10-15	28,787.26	29,082.35	28,726.22	29,068.63	663478700	28,835.0	29,280.0	28,755.0	29,205.0	4,373	29,025.0	29,025.0	29,025.0	29,025.0	0	114.21
2021-10-12	28,458.88	28,468.88	28,166.38	28,230.61	663191200	28,455.0	28,520.0	27,995.0	28,195.0	6,858	28,185.0	28,185.0	28,185.0	28,185.0	0	113.61
2021-10-11	27,977.57	28,581.36	27,899.66	28,498.20	722981600	28,120.0	28,810.0	27,915.0	28,505.0	6,316	28,450.0	28,450.0	28,450.0	28,450.0	0	113.33
2021-10-08	28,031.37	28,319.42	28,020.44	28,048.94	826656700	28,100.0	28,355.0	28,025.0	28,100.0	5,203	28,000.0	28,000.0	28,000.0	28,000.0	0	112.21
2021-10-07	27,911.36	28,015.11	27,641.13	27,678.21	795512000	27,730.0	28,180.0	27,600.0	28,075.0	9,350	27,680.0	27,680.0	27,680.0	27,680.0	0	111.62
2021-10-06	28,033.91	28,209.82	27,293.62	27,528.87	1001882800	28,260.0	28,275.0	27,020.0	27,765.0	21,133	28,150.0	28,150.0	27,525.0	27,525.0	3	111.42
2021-10-05	28,050.39	28,058.67	27,460.66	27,822.12	881941200	27,920.0	28,320.0	27,495.0	28,215.0	10,883	27,585.0	28,000.0	27,575.0	28,000.0	9	111.48
2021-10-04	29,044.47	29,044.47	28,344.77	28,444.89	764007300	29,125.0	29,245.0	27,690.0	27,935.0	16,113	28,440.0	28,440.0	28,440.0	28,440.0	12	110.92
2021-09-30	29,569.19	29,622.27	29,311.34	29,452.66	990270300	29,805.0	29,835.0	29,310.0	29,350.0	7,682	29,440.0	29,440.0	29,440.0	29,440.0	12	111.29
2021-09-29	29,611.92	29,676.37	29,332.29	29,544.29	946521600	29,595.0	29,890.0	29,400.0	29,750.0	8,172	29,530.0	29,530.0	29,530.0	29,530.0	12	111.96
2021-09-28	30,142.38	30,206.76	30,005.77	30,183.96	898059700	30,095.0	30,115.0	29,520.0	29,585.0	6,683	30,170.0	30,170.0	30,170.0	30,170.0	12	111.51
2021-09-27	30,277.82	30,414.61	30,197.40	30,240.06	746356400	30,085.0	30,280.0	30,015.0	30,105.0	3,258	30,225.0	30,225.0	30,225.0	30,225.0	12	110.98
2021-09-24	30,141.61	30,276.38	30,110.89	30,248.81	845845200	30,165.0	30,220.									



DATE	N225		DOW		S&P500		OIL		GOLD		香港ハンセン指数	
	Close	7/30=100%	Close	7/30=100%	Close	7/30=100%	Close	7/30=100%	Close	7/30=100%	Close	7/30=100%
2021/12/17	28546	104.63%	35365	101.23%	4620.64	105.13%	70.86	95.82%	1796.14	99.02%	23192.63	89.34%
2021/12/16	29066	106.53%	35898	102.75%	4668.67	106.22%	72.38	97.88%	1799.23	99.19%	23475.50	90.43%
2021/12/15	28460	104.31%	35927	102.84%	4709.85	107.16%	70.87	95.84%	1777.13	97.97%	23420.76	90.22%
2021/12/14	28433	104.21%	35544	101.74%	4634.09	105.43%	70.73	95.65%	1770.70	97.62%	23635.95	91.04%
2021/12/13	28640	104.97%	35651	102.05%	4668.97	106.23%	71.29	96.40%	1786.68	98.50%	23954.58	92.27%
2021/12/10	28438	104.23%	35971	102.96%	4712.02	107.21%	71.67	96.92%	1782.90	98.29%	23995.72	92.43%
2021/12/9	28725	105.28%	35755	102.34%	4667.45	106.19%	70.94	95.93%	1775.17	97.86%	24254.86	93.43%
2021/12/8	28861	105.78%	35755	102.35%	4701.21	106.96%	72.05	97.85%	1783.09	98.30%	23996.87	92.43%
2021/12/7	28456	104.30%	35719	102.24%	4686.75	106.63%	72.36	97.43%	1784.17	98.36%	23983.66	92.38%
2021/12/6	27927	102.36%	35227	100.83%	4591.67	104.47%	69.49	93.97%	1778.48	98.05%	23438.38	89.94%
2021/12/3	28030	102.73%	34580	98.98%	4538.43	103.26%	66.26	89.60%	1782.96	98.29%	23766.69	91.55%
2021/12/2	27753	101.72%	34640	99.15%	4577.1	104.14%	66.50	89.93%	1768.30	97.49%	23788.93	91.63%
2021/12/1	27936	102.39%	34022	97.39%	4513.04	102.68%	65.57	88.67%	1781.87	98.23%	23658.92	91.13%
2021/11/30	27822	101.97%	34484	98.71%	4567	103.91%	66.18	89.49%	1774.96	97.85%	23475.26	90.42%
2021/11/29	28284	103.67%	35136	100.57%	4655.27	105.92%	69.95	94.59%	1784.71	98.39%	23852.24	91.88%
2021/11/26	28752	105.38%	34899	99.90%	4594.62	104.54%	68.15	92.16%	1791.88	98.79%	24080.52	92.76%
2021/11/24	29303	107.40%	35804	102.49%	4701.46	106.97%	78.39	106.00%	1788.64	98.61%	24685.50	95.09%
2021/11/22	29774	109.13%	35619	101.96%	4682.94	106.55%	76.75	103.79%	1804.80	99.50%	24951.34	96.11%
2021/11/19	29746	109.02%	35602	101.91%	4697.96	106.89%	76.10	102.91%	1846.97	101.82%	25049.97	96.49%
2021/11/18	29599	108.49%	35871	102.68%	4704.54	107.04%	79.01	106.84%	1858.91	102.48%	25319.72	97.53%
2021/11/17	29688	108.81%	35931	102.85%	4688.67	106.68%	78.36	105.96%	1867.43	102.95%	25650.08	98.80%
2021/11/16	29808	109.25%	36142	103.45%	4700.9	106.95%	80.76	109.21%	1850.43	102.01%	25713.78	99.05%
2021/11/15	29777	109.14%	36087	103.30%	4682.8	106.54%	80.88	109.37%	1862.80	102.70%	25390.91	97.80%
2021/11/12	29610	108.53%	36100	103.33%	4682.85	106.54%	80.79	109.25%	1866.08	102.88%	25327.97	97.56%
2021/11/11	29278	107.31%	35927	102.82%	4649.27	105.78%	81.59	110.33%	1862.00	102.65%	25327.99	97.25%
2021/11/10	29107	106.68%	36080	103.28%	4646.71	105.72%	81.34	109.99%	1849.36	101.95%	24996.14	96.28%
2021/11/9	29285	107.34%	36320	103.96%	4685.25	106.60%	84.15	113.79%	1831.83	100.99%	24813.13	95.58%
2021/11/8	29507	108.15%	36432	104.28%	4701.7	106.97%	81.93	110.79%	1824.32	100.57%	24763.77	95.39%
2021/11/5	29612	108.53%	36328	103.99%	4697.53	106.88%	81.27	109.90%	1818.22	100.24%	24870.51	95.80%
2021/11/4	29794	109.20%	36124	103.40%	4680.06	106.48%	78.81	106.57%	1791.43	98.76%	25225.19	97.17%
2021/11/2	29521	108.20%	36053	103.20%	4630.65	105.36%	83.91	113.47%	1787.09	98.52%	25099.67	96.68%
2021/11/1	29647	108.66%	35914	102.80%	4613.67	104.97%	84.05	113.66%	1791.87	98.78%	25154.32	96.89%
2021/10/29	28893	105.90%	35820	102.53%	4605.38	104.78%	83.57	113.01%	1782.82	98.29%	25377.24	97.75%
2021/10/28	28820	105.63%	35730	102.28%	4596.42	104.58%	82.81	111.98%	1798.86	99.17%	25555.73	98.44%
2021/10/27	29098	106.65%	35491	101.59%	4551.68	103.56%	82.66	111.78%	1797.00	99.07%	25628.74	98.22%
2021/10/26	29106	106.68%	35757	102.35%	4574.79	104.08%	84.65	114.47%	1792.85	98.84%	26038.27	100.30%
2021/10/25	28600	104.83%	35741	102.31%	4566.48	103.90%	83.76	113.27%	1807.73	99.66%	26132.03	100.66%
2021/10/22	28805	105.58%	35677	102.12%	4544.9	103.40%	83.76	113.27%	1794.13	98.91%	26126.93	100.64%
2021/10/21	28709	105.22%	35603	101.91%	4549.78	103.52%	82.50	111.56%	1782.83	98.29%	26017.53	100.22%
2021/10/20	29256	107.23%	35609	101.93%	4536.19	103.21%	83.87	113.41%	1782.04	98.24%	26136.02	100.67%
2021/10/19	29216	107.08%	35457	101.49%	4519.63	102.83%	82.96	112.18%	1769.54	97.55%	25787.21	99.33%
2021/10/18	29025	106.38%	35259	100.92%	4486.46	102.07%	82.44	111.48%	1764.87	97.30%	25409.75	97.88%
2021/10/15	29069	106.54%	35295	101.03%	4471.37	101.73%	82.28	111.26%	1768.33	97.49%	25330.96	97.57%
2021/10/12	28231	103.47%	34378	98.41%	4350.65	98.99%	80.64	109.05%	1760.11	97.03%	24962.59	96.15%
2021/10/11	28498	104.45%	34496	98.74%	4361.19	99.22%	80.52	108.88%	1754.20	96.71%	25325.09	97.55%
2021/10/8	28049	102.81%	34746	99.46%	4391.34	99.91%	79.35	107.30%	1756.88	96.86%	24837.85	95.67%
2021/10/7	27678	101.45%	34755	99.48%	4399.76	100.10%	78.30	105.88%	1755.17	96.76%	24701.73	95.15%
2021/10/6	27529	100.90%	34417	98.52%	4363.55	99.28%	77.43	104.71%	1762.65	97.17%	23966.49	92.32%
2021/10/5	27822	101.97%	34315	98.22%	4345.72	98.87%	78.93	106.73%	1759.96	97.03%	24104.15	92.85%
2021/10/4	28445	104.26%	34003	97.33%	4300.46	97.84%	77.62	104.96%	1769.44	97.55%	24036.37	92.59%
2021/9/30	29453	107.95%	33844	96.88%	4307.54	98.00%	75.03	101.46%	1756.90	96.86%	24575.64	94.66%
2021/9/29	29544	108.29%	34391	98.44%	4359.46	99.19%	74.83	101.19%	1726.35	95.17%	24663.50	95.00%
2021/9/28	30184	110.63%	34300	98.18%	4352.63	99.03%	75.29	101.81%	1733.93	95.59%	24600.39	94.37%
2021/9/27	30240	110.84%	34869	99.81%	4443.11	101.09%	75.45	102.03%	1750.09	96.48%	24208.78	93.25%
2021/9/24	30249	110.87%	34798	99.61%	4455.48	101.37%	73.98	100.04%	1746.72	96.30%	24192.16	93.19%
2021/9/21	29840	109.37%	33920	97.09%	4354.19	99.07%	70.56	95.42%	1774.19	97.81%	24221.54	93.30%
2021/9/17	30500	111.79%	34585	99.00%	4432.99	100.86%	71.97	97.32%	1751.65	96.57%	24920.76	95.99%
2021/9/16	30323	111.14%	34751	99.47%	4473.75	101.79%	72.61	98.19%	1753.41	96.66%	24667.85	95.02%
2021/9/15	30512	111.83%	34814	99.65%	4480.7	101.94%	72.61	98.19%	1793.78	98.89%	25033.21	96.43%
2021/9/14	30670	112.41%	34578	98.98%	4443.05	101.09%	70.46	95.28%	1804.61	99.49%	25052.23	98.23%
2021/9/13	30447	111.60%	34870	99.81%	4468.73	101.67%	70.45	95.27%	1793.63	98.88%	25813.81	99.43%
2021/9/10	30382	111.36%	34608	99.06%	4458.58	101.44%	69.72	94.28%	1787.90	98.57%	26205.91	100.94%
2021/9/9	30008	109.99%	34879	99.84%	4493.28	102.23%	68.14	92.14%	1794.50	98.93%	25716.00	99.06%
2021/9/8	30181	110.62%	35031	100.27%	4514.07	102.70%	69.30	93.71%	1789.23	98.64%	26320.93	101.39%
2021/9/7	29916	109.65%	35100	100.47%	4520.03	102.84%	68.35	92.43%	1794.40	98.92%	26353.63	101.51%
2021/9/3	29128	106.76%	35369	101.24%	4535.43	103.19%	69.29	93.70%	1828.65	100.81%	25901.99	99.77%
2021/9/2	28544	104.62%	35444	101.46%	4536.95	103.22%	69.99	94.65%	1809.57	99.76%	26090.43	100.50%
2021/9/1	28451	104.28%	35313	101.08%	4524.09	102.93%	68.59	92.75%	1813.83	100.00%	26028.29	100.26%
2021/8/31	28090	102.95%	35361	101.22%	4522.68	102.90%	68.50	92.63%	1813.47	99.98%	25878.99	99.68%
2021/8/30	27789	101.85%	35400	101.33%	4528.79	103.04%	68.21	93.59%	1810.16	99.79%	25539.54	98.38%
2021/8/27	27641	101.31%	35456	101.49%	4509.37	102.60%	69.14	92.95%	1818.45	100.25%	25407.89	97.87%
2021/8/26	27742	101.68%	35213	100.79%	4470	101.70%	67.42	91.17%	1792.09	98.80%	25415.69	97.90%
2021/8/25	27725	101.62%	35406	101.35%	4496.19	102.30%	68.36	92.44%	1790.90	98.73%	25693.95	98.97%
2021/8/24	27732	101.64%	35366	101.23%	4486.23	102.07%	67.54	91.33%	1802.95	99.40%	25727.92	99.10%
2021/8/23	27494	100.77%	35336	101.15%	4479.53	101.92%	65.64	88.76%	1805.50	99.54%	25109.59	96.72%
2021/8/20	27013	99.01%	35120	100.53%	4441.67	101.06%	62.32	84.27%	1782.18	98.25%	24848.72	95.72%
2021/8/19	27281	99.99%	34894	99.88%	4405.8	100.24%	63.69	86.13%	1780.13	98.14%	25316.33	97.52%
2021/8/18	27586	101.11%	34961	100.07%	4400.27	100.11%	65.46	88.52%	1787.74	98.56%	25867.01	99.64%
2021/8/17	27424	100.52%	35343	101.17%	4448.08	101.20%	66.59	90.05%	1786.06	98.46%	25745.87	99.17%
2021/8/16	27523	100.88%	35625	101.97%	4479.71	101.92%	67.29	90.99%	1787.25	98.53%	26181.46	100.85%
2021/8/13	27977	102.54%	35515	101.66%	4468	101.65%	68.44	92.55%	1778.57	98.05%	26391.62	101.66%
2021												

# 過去5日及び過去4週の4本値と各種ピボット

# 2021/12/13 ~ 2021/12/17

USD/JPY										Demark										Pivot										Fibonacci Zone									
当日のOHLCLから計算される翌日の										TD Range Projection										TD pivot points																			
日足	Open	High	Low	Close	値幅/日	引け形態	真の高値	真の安値	予想高値	予想安値	予想高値	予想安値	StopLoss	Support	Pivot	Resistance	StopLoss	3-days AVG	Support Zone 2	Support Zone 1	BP	Resistance Zone 1	Resistance Zone 2																
													LBOP	S2	S1	PP	R1	R2	HBOP																				
2021/12/13	113.43	113.73	113.39	113.58	34p	陽線引け	-	-	-	-	-	-	113.06	113.23	113.40	113.56	113.74	113.90	114.08																				
2021/12/14	113.58	113.76	113.43	113.75	33p	陽線引け	113.76	113.43	113.92	113.59	113.92	113.59	113.20	113.32	113.53	113.64	113.86	113.97	114.19																				
2021/12/15	113.75	114.26	113.63	114.05	63p	陽線引け	114.26	113.63	114.47	113.84	114.47	113.84	113.07	113.35	113.70	113.98	114.33	114.61	114.96	113.73	Bull	113.11	~ 113.35	113.59	~ 113.66	113.98	114.29	~ 114.37	114.61	~ 114.85									
2021/12/16	114.05	114.25	113.56	113.72	69p	陰線引け	114.25	113.56	113.98	113.30	113.98	113.30	112.75	113.16	113.44	113.84	114.12	114.53	114.81	113.82	Bull	112.89	~ 113.16	113.42	~ 113.50	113.84	114.19	~ 114.27	114.53	~ 114.79									
2021/12/17	113.72	113.86	113.15	113.75	71p	陽線引け	113.86	113.15	114.15	113.45	114.15	113.45	112.60	112.88	113.31	113.58	114.02	114.29	114.73	113.80	Bear	112.61	~ 112.88	113.15	~ 113.23	113.58	113.94	~ 114.02	114.29	~ 114.56									
2021/11/22 ~ 2021/11/26	Open	High	Low	Close	値幅/週	引け形態	真の高値	真の安値	予想高値	予想安値	予想高値	予想安値	LBOP	S2	S1	PP	R1	R2	HBOP	3-days AVG	Support Zone 2	Support Zone 1	BP	Resistance Zone 1	Resistance Zone 2														
2021/11/29 ~ 2021/12/03	114.03	115.52	113.05	113.25	246p	陰線引け	-	-	-	-	-	-	109.90	111.48	112.36	113.94	114.83	116.40	117.29																				
2021/12/06 ~ 2021/12/10	112.90	113.95	112.86	113.42	110p	陽線引け	113.95	112.77	114.27	113.10	114.23	113.14	111.77	112.31	112.87	113.41	113.96	114.50	115.06	113.48	Bear	111.89	~ 112.31	112.73	~ 112.86	113.41	113.96	~ 114.09	114.50	~ 114.92									
2021/12/13 ~ 2021/12/17	113.43	114.26	113.15	113.75	111p	陽線引け	114.26	113.15	114.56	113.45	114.56	113.45	112.07	112.61	113.18	113.72	114.29	114.83	115.40	113.41	Bull	112.18	~ 112.61	113.03	~ 113.16	113.72	114.27	~ 114.40	114.83	~ 115.25									

EUR/JPY										Demark										Pivot										Fibonacci Zone									
当日のOHLCLから計算される翌日の										TD Range Projection										TD pivot points																			
日足	Open	High	Low	Close	値幅/日	引け形態	真の高値	真の安値	予想高値	予想安値	予想高値	予想安値	StopLoss	Support	Pivot	Resistance	StopLoss	3-days AVG	Support Zone 2	Support Zone 1	BP	Resistance Zone 1	Resistance Zone 2																
													LBOP	S2	S1	PP	R1	R2	HBOP																				
2021/12/13	128.31	128.46	128.02	128.15	44p	陽線引け	-	-	-	-	-	-	127.52	127.77	127.96	128.21	128.40	128.65	128.85																				
2021/12/14	128.15	128.56	127.98	128.05	59p	陽線引け	128.56	127.98	128.30	127.72	128.30	127.72	127.24	127.61	127.83	128.20	128.41	128.78	129.00																				
2021/12/15	128.05	128.84	128.00	128.81	84p	陽線引け	128.84	128.00	129.25	128.40	129.25	128.40	127.41	127.71	128.26	128.55	129.10	129.39	129.94	128.32	Bull	127.38	~ 127.71	128.03	~ 128.13	128.55	128.97	~ 129.07	129.39	~ 129.72									
2021/12/16	128.80	129.64	128.46	128.86	118p	陽線引け	129.64	128.46	129.84	128.66	129.84	128.66	127.14	127.80	128.33	128.98	129.51	130.17	130.69	128.58	Bull	127.35	~ 127.80	128.25	~ 128.39	128.98	129.57	~ 129.71	130.17	~ 130.62									
2021/12/17	128.85	128.99	127.82	127.82	117p	陽線引け	128.99	127.82	128.40	127.23	128.40	127.23	126.25	127.03	127.42	128.21	128.60	129.38	129.77	128.58	Bear	126.59	~ 127.03	127.48	~ 127.62	128.21	128.79	~ 128.93	129.38	~ 129.83									
2021/11/22 ~ 2021/11/26	Open	High	Low	Close	値幅/週	引け形態	真の高値	真の安値	予想高値	予想安値	予想高値	予想安値	LBOP	S2	S1	PP	R1	R2	HBOP	3-days AVG	Support Zone 2	Support Zone 1	BP	Resistance Zone 1	Resistance Zone 2														
2021/11/29 ~ 2021/12/03	128.67	129.60	127.80	128.24	180p	陰線引け	-	-	-	-	-	-	125.70	126.75	127.50	128.55	129.29	130.35	131.09																				
2021/12/06 ~ 2021/12/10	127.68	129.10	127.52	128.36	159p	陽線引け	129.10	127.52	129.53	127.94	129.53	127.94	125.96	126.74	127.55	128.33	129.14	129.91	130.72	128.26	Bull	126.13	~ 126.74	127.35	~ 127.53	128.33	129.12	~ 129.31	129.91	~ 130.52									
2021/12/13 ~ 2021/12/17	128.31	129.64	127.82	127.82	182p	陽線引け	129.64	127.82	128.73	126.90	128.73	126.90	125.38	126.60	127.21	128.42	129.03	130.25	130.86	128.22	Bull	125.90	~ 126.60	127.30	~ 127.51	128.42	129.34	~ 129.55	130.25	~ 130.94									

EUR/USD										Demark										Pivot										Fibonacci Zone									
当日のOHLCLから計算される翌日の										TD Range Projection										TD pivot points																			
日足	Open	High	Low	Close	値幅/日	引け形態	真の高値	真の安値	予想高値	予想安値	予想高値	予想安値	StopLoss	Support	Pivot	Resistance	StopLoss	3-days AVG	Support Zone 2	Support Zone 1	BP	Resistance Zone 1	Resistance Zone 2																
													LBOP	S2	S1	PP	R1	R2	HBOP																				
2021/12/13	1.1312	1.1319	1.1260	1.1283	59p	陽線引け	-	-	-	-	-	-	1.1197	1.1228	1.1256	1.1288	1.1315	1.1347	1.1374																				
2021/12/14	1.1283	1.1324	1.1254	1.1257	70p	陽線引け	1.1324	1.1254	1.1291	1.1221	1.1291	1.1221	1.1163	1.1208	1.1233	1.1278	1.1303	1.1348	1.1373																				
2021/12/15	1.1257	1.1299	1.1222	1.1294	77p	陽線引け	1.1299	1.1222	1.1335	1.1258	1.1335	1.1258	1.1168	1.1195	1.1245	1.1272	1.1321	1.1348	1.1398	1.1279	Bear	1.1166	~ 1.1195	1.1224	~ 1.1233	1.1272	1.1310	~ 1.1319	1.1348	~ 1.1377									
2021/12/16	1.1294	1.1360	1.1281	1.1331	79p	陽線引け	1.1360	1.1281	1.1385	1.1306	1.1385	1.1306	1.1209	1.1245	1.1288	1.1324	1.1367	1.1403	1.1446	1.1291	Bull	1.1215	~ 1.1245	1.1276	~ 1.1285	1.1324	1.1364	~ 1.1373	1.1403	~ 1.1433									
2021/12/17	1.1331	1.1349	1.1237	1.1237	112p	陽線引け	1.1349	1.1237	1.1293	1.1181	1.1293	1.1181	1.1088	1.1162	1.1200	1.1274	1.1312	1.1386	1.1424	1.1290	Bear	1.1119	~ 1.1162	1.1205	~ 1.1218	1.1274	1.1330	~ 1.1343	1.1386	~ 1.1429									
2021/11/22 ~ 2021/11/26	Open	High	Low	Close	値幅/週	引け形態	真の高値	真の安値	予想高値	予想安値	予想高値	予想安値	LBOP	S2	S1	PP	R1	R2	HBOP	3-days AVG	Support Zone 2	Support Zone 1	BP	Resistance Zone 1	Resistance Zone 2														
2021/11/29 ~ 2021/12/03	1.1284	1.1324	1.1187	1.1324	138p	陽線引け	-	-	-	-	-	-	1.1094	1.1140	1.1232	1.1278	1.1370	1.1416	1.1508																				
2021/12/06 ~ 2021/12/10	1.1300	1.1383	1.1236	1.1309	147p	陽線引け	1.1383	1.1236	1.1444	1.1248	1.1444	1.1248	1.1089	1.1163	1.1236	1.1309	1.1383	1.1456	1.1529																				
2021/12/13 ~ 2021/12/17	1.1310	1.1355	1.1228	1.1317	127p	陽線引け	1.1355	1.1228	1.1399	1.1273	1.1399	1.1273	1.1119	1.1173	1.1245	1.1300	1.1372	1.1427	1.1499	1.1296	Bull	1.1125	~ 1.1173	1.1222	~ 1.1237	1.1300	1.1363	~ 1.1378	1.1427	~ 1.1475									

GBP/JPY										Demark										Pivot										Fibonacci Zone									
当日のOHLCLから計算される翌日の										TD Range Projection										TD pivot points																			
日足	Open	High	Low	Close	値幅/日	引け形態	真の高値	真の安値	予想高値	予想安値	予想高値	予想安値	StopLoss	Support	Pivot	Resistance	StopLoss	3-days AVG	Support Zone 2	Support Zone 1	BP	Resistance Zone 1	Resistance Zone 2																
													LBOP	S2	S1	PP	R1	R2	HBOP																				
2021/12/13	150.38	150.76	149.88	150.10	88p	陽線引け	-	-	-	-	-	-	148.85	149.36	149.73	150.25	150.61	151.13	151.50																				
2021/12/14	150.10	150.58	149.77	150.48	81p	陽線引け	150.58	149.77	150.93	150.13	150.93	150.13	149.16	149.47	149.97	150.28	150.78	151.09	151.59																				
2021/12/15	150.47	151.32	150.28	151.28	104p	陽線引け	151.32	150.28	151.82	150.78	151.82	150.78	149.56	149.92	150.60	150.96	151.64	152.00	152.68	150.49	Bull	149.52	~ 149.92	150.32	~ 150.44	150.96	151.48	~ 151.61	152.00	~ 152.40									
2021/12/16	151.27	152.64	151.10	151.53	154p	陽線引け	152.64	151.10	152.85	151.31	152.85	151.31	149.34	150.22	150.87	151.75	152.41	153.29	153.94	151.00	Bull	149.63	~ 150.22	150.80	~ 150.99	151.75	152.52	~ 152.70	153.29	~ 153.88									
2021/12/17	151.52	151.72	150.44	150.55	128p	陽線引け	151.72	150.44	151.14	149.85	151.14	149.85	148.80	149.62	150.08	150.90	151.37	152.19	152.65	151.21	Bear	149.13	~ 149.62	150.11	~ 150.26	150.90	151.55	~ 151.70	152.19	~ 152.68									
2021/11/22 ~ 2021/11/26	Open	High	Low	Close	値幅/週	引け形態	真の高値	真の安値	予想高値	予想安値	予想高値	予想安値	LBOP	S2	S1	PP	R1	R2	HBOP	3-days AVG	Support Zone 2	Support Zone 1	BP	Resistance Zone 1	Resistance Zone 2														
2021/11/29 ~ 2021/12/03	153.31	154.22	150.73	151.23	350p	陰線引け	-	-	-	-	-	-	146.40	148.57	149.90	152.06	153.39	155.56	156.89																				
2021/12/06 ~ 2021/12/10	151.26	151.91	148.98	149.31	292p	陽線引け	151.91	149.31	150.61	148.01	150.61	147.69	145.30	147.14	148.23	150.07	151.15	152.99	154.07																				
2021/12/13 ~ 2021/12/17	149.48	151.13	149.36	150.50	177p	陽線引け	151.13	149.31	151.73	149.91	151.70																												

# IMM扱い8通貨/ダウ/日経/金/オイル/主要クロス円の過去5日及び過去5週の4本値

AUDUSD					CADUSD					CHFUSD				
Date	Open	High	Low	Close	Date	Open	High	Low	Close	Date	Open	High	Low	Close
2021/12/17	0.7180	0.7183	0.7124	0.7124	2021/12/17	0.7828	0.7828	0.7755	0.7755	2021/12/17	1.0874	1.0899	1.0817	1.0817
2021/12/16	0.7169	0.7224	0.7146	0.7180	2021/12/16	0.7791	0.7835	0.7777	0.7828	2021/12/16	1.0820	1.0882	1.0803	1.0875
2021/12/15	0.7099	0.7178	0.7093	0.7169	2021/12/15	0.7774	0.7794	0.7730	0.7791	2021/12/15	1.0823	1.0830	1.0759	1.0820
2021/12/14	0.7132	0.7136	0.7090	0.7099	2021/12/14	0.7808	0.7814	0.7773	0.7775	2021/12/14	1.0839	1.0883	1.0816	1.0823
2021/12/13	0.7159	0.7176	0.7111	0.7132	2021/12/13	0.7855	0.7870	0.7800	0.7808	2021/12/13	1.0863	1.0865	1.0803	1.0839

CNYUSD					EURUSD					GBPUSD				
Date	Open	High	Low	Close	Date	Open	High	Low	Close	Date	Open	High	Low	Close
2021/12/17	0.1568	0.1569	0.1566	0.1566	2021/12/17	1.1331	1.1349	1.1237	1.1237	2021/12/17	1.3324	1.3339	1.3236	1.3236
2021/12/16	0.1568	0.1570	0.1568	0.1568	2021/12/16	1.1294	1.1360	1.1281	1.1331	2021/12/16	1.3264	1.3375	1.3241	1.3325
2021/12/15	0.1569	0.1570	0.1569	0.1569	2021/12/15	1.1257	1.1299	1.1222	1.1294	2021/12/15	1.3229	1.3283	1.3173	1.3264
2021/12/14	0.1569	0.1570	0.1569	0.1570	2021/12/14	1.1283	1.1324	1.1254	1.1257	2021/12/14	1.3215	1.3257	1.3191	1.3229
2021/12/13	0.1569	0.1571	0.1569	0.1570	2021/12/13	1.1312	1.1319	1.1260	1.1283	2021/12/13	1.3258	1.3269	1.3207	1.3215

JPYUSD					MXNUSD					NZDUSD				
Date	Open	High	Low	Close	Date	Open	High	Low	Close	Date	Open	High	Low	Close
2021/12/17	0.8794	0.8838	0.8783	0.8792	2021/12/17	4.8029	4.8302	4.7924	4.8001	2021/12/17	0.6801	0.6802	0.6732	0.6732
2021/12/16	0.8769	0.8806	0.8753	0.8794	2021/12/16	4.7603	4.8139	4.7432	4.8029	2021/12/16	0.6780	0.6834	0.6757	0.6800
2021/12/15	0.8792	0.8801	0.8752	0.8768	2021/12/15	4.7117	4.7607	4.6955	4.7603	2021/12/15	0.6736	0.6788	0.6702	0.6781
2021/12/14	0.8804	0.8816	0.8791	0.8792	2021/12/14	4.7574	4.7683	4.6993	4.7117	2021/12/14	0.6753	0.6771	0.6735	0.6736
2021/12/13	0.8816	0.8819	0.8793	0.8804	2021/12/13	4.7823	4.7971	4.7544	4.7574	2021/12/13	0.6797	0.6802	0.6746	0.6753

Nikkei 225 - Japan (NIX)					
Date	Open	High	Low	Close	(ドル建て終値)
2021/12/17	28893.67	28904.94	28507.56	28545.68	250.96
2021/12/16	28868.37	29066.42	28782.37	29066.32	255.60
2021/12/15	28393.87	28515.25	28393.87	28459.72	249.54
2021/12/14	28554.86	28672.96	28311.26	28432.64	249.96
2021/12/13	28705.26	28793.32	28593.45	28640.49	252.16
週4本値	28705.26	29066.42	28311.26	28545.68	250.96

出来高  
 2021/12/17: 0 1432261500  
 2021/12/16: 602662100 1036695200  
 2021/12/15: 249.54 558775700 964792800  
 2021/12/14: 249.96 552497200 985688300  
 2021/12/13: 252.16 535380800 955611100  
 (N225銘柄計) (東証一部全体計)

XAUUSD					
Date	Open	High	Low	Close	出来高
2021/12/17	1799.16	1814.27	1796.06	1796.14	
2021/12/16	1778.36	1799.64	1775.65	1799.23	
2021/12/15	1771.32	1780.88	1754.81	1777.13	
2021/12/14	1786.15	1789.58	1766.82	1770.70	
2021/12/13	1783.40	1791.39	1781.93	1786.68	
週4本値	1783.40	1814.27	1754.81	1796.14	

Dow Jones Industrial - USA (DJIA)					
Date	Open	High	Low	Close	出来高
2021/12/17	35800.11	35800.11	35284.26	35365.44	750480000
2021/12/16	36036.28	36189.83	35778.21	35897.64	473620000
2021/12/15	35549.35	35943.84	35389.30	35927.43	424720000
2021/12/14	35605.73	35779.47	35441.74	35544.18	440900000
2021/12/13	35958.93	35958.93	35609.53	35650.95	441110000
週4本値	35958.93	36189.83	35284.26	35365.44	

Historical Data by  
  
 Arrangement by  
<https://fx.najirane.com>

Crude Light Oil					
Date	Open	High	Low	Close	出来高
2021/12/17	71.92	72.26	69.89	70.86	142541
2021/12/16	71.48	72.99	71.03	72.38	142541
2021/12/15	70.35	71.66	69.39	70.87	294337
2021/12/14	71.12	72.03	69.51	70.73	359454
2021/12/13	72.04	73.00	70.71	71.29	406604
週4本値	72.04	73.00	69.39	70.86	

USDJPY					EURJPY					GBPJPY				
日付	始値	高値	安値	終値	日付	始値	高値	安値	終値	日付	始値	高値	安値	終値
2021/12/17	113.72	113.86	113.15	113.75	2021/12/17	128.85	128.99	127.82	127.82	2021/12/17	151.52	151.72	150.44	150.55
2021/12/16	114.05	114.25	113.56	113.72	2021/12/16	128.80	129.64	128.46	128.86	2021/12/16	151.27	152.64	151.10	151.53
2021/12/15	113.75	114.26	113.63	114.05	2021/12/15	128.05	128.84	128.00	128.81	2021/12/15	150.47	151.32	150.28	151.28
2021/12/14	113.58	113.76	113.43	113.75	2021/12/14	128.15	128.56	127.98	128.05	2021/12/14	150.10	150.58	149.77	150.48
2021/12/13	113.43	113.73	113.39	113.58	2021/12/13	128.31	128.46	128.02	128.15	2021/12/13	150.38	150.76	149.88	150.10

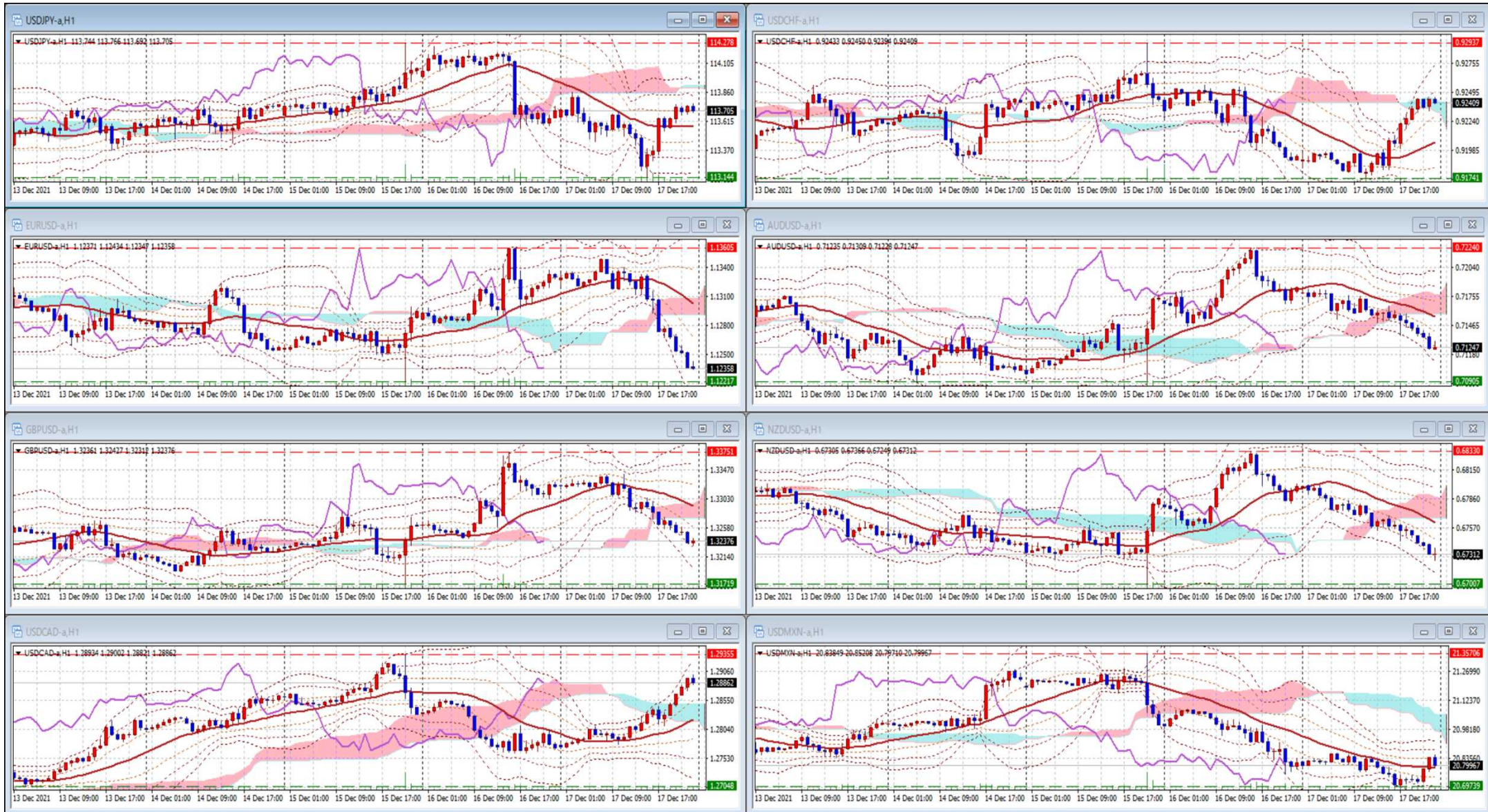
USDJPY Weekly					EURJPY Weekly					GBPJPY Weekly				
日付	始値	高値	安値	終値	日付	始値	高値	安値	終値	日付	始値	高値	安値	終値
2021/12/17	113.43	114.26	113.15	113.75	2021/12/17	128.31	129.64	127.82	127.82	2021/12/17	150.38	152.64	149.77	150.55
2021/12/10	112.90	113.95	112.86	113.42	2021/12/10	127.68	129.10	127.52	128.36	2021/12/10	149.48	151.13	149.36	150.50
2021/12/03	113.50	113.95	112.54	112.77	2021/12/03	128.19	128.79	127.39	127.54	2021/12/03	151.26	151.91	148.98	149.31
2021/11/26	114.03	115.52	113.05	113.25	2021/11/26	128.67	129.60	127.80	128.24	2021/11/26	153.31	154.22	150.73	151.23
2021/11/19	113.98	114.97	113.59	114.00	2021/11/19	130.43	130.60	127.98	128.68	2021/11/19	152.92	154.73	152.53	153.25

# 先週のIMM取り扱い対ドル8通貨チャート

※ 赤点線は週最高値/青点線は週最低値、BB中心線はSMA21

2021/12/13 ~ 2021/12/17

Chart by OANDA Japan MetaTrader4



Pivot Maker Ver 3.0 by FX\_勝てば官軍?

<https://fx.najirane.com>