

JAPANESE YEN - CHICAGO MERCANTILE EXCHANGE

Code-097741

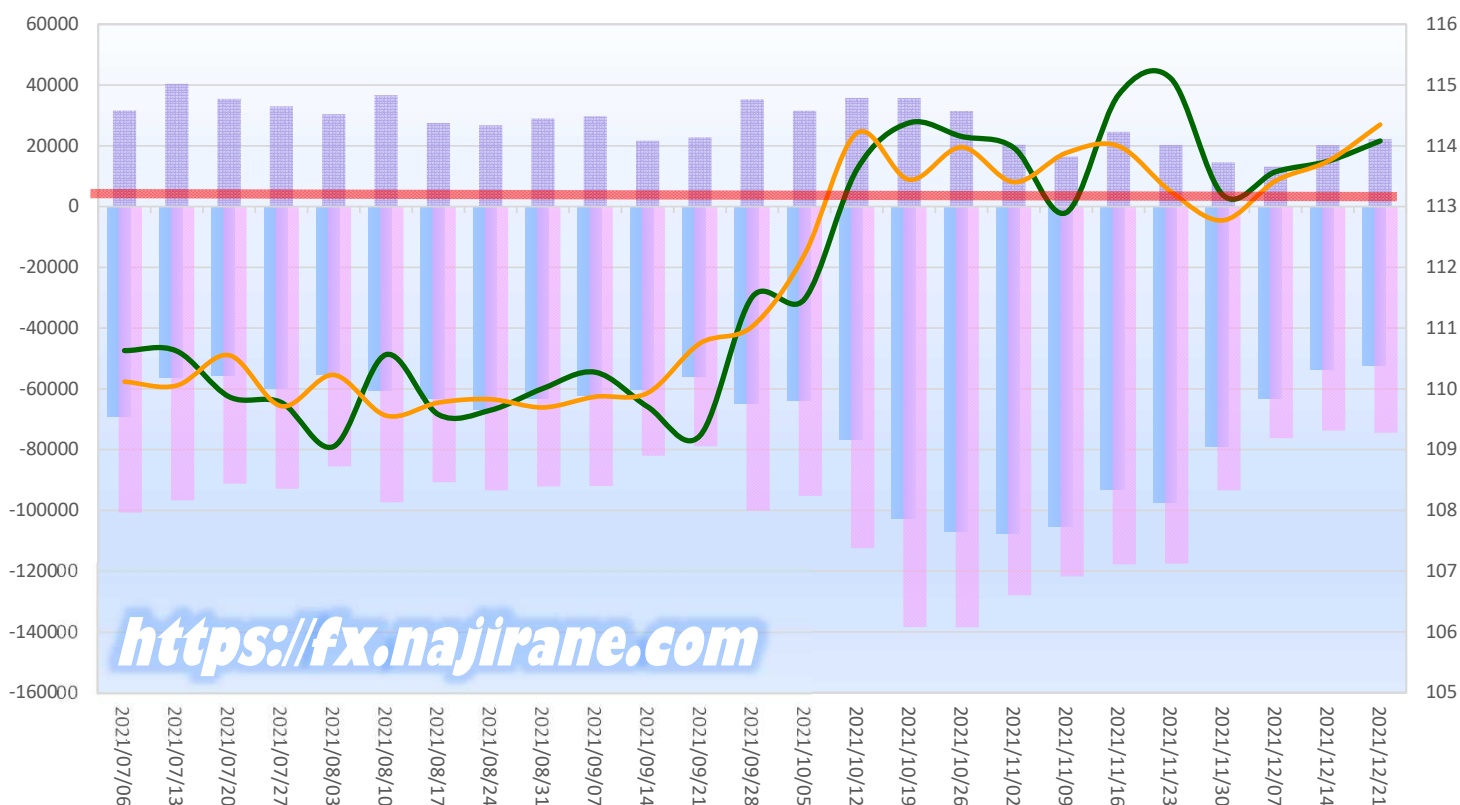
2021/06/29 ~ 2021/12/21

2021/12/24 NYクローズ時公表値

Report_Date	Non Commercial Positions												参考引け値	
	Long	増減	増減(%)	Short	増減	増減(%)	売り越し	増減	増減(%)	売買計	増減	増減(%)	12/21(火)	12/24(金)
2021/12/21	22191	1960	9.7%	74477	723	1.0%	52286	-1237	-2.3%	96668	2683	2.9%	114.08	114.35
2021/12/14	20231	7083	53.9%	73754	-2475	-3.2%	53523	-9558	-15.2%	93985	4608	5.2%	113.75	113.75
2021/12/07	13148	-1437	-9.9%	76229	-17222	-18.4%	63081	-15785	-20.0%	89377	-18659	-17.3%	113.57	113.42
2021/11/30	14585	-5700	-28.1%	93451	-24087	-20.5%	78866	-18387	-18.9%	108036	-29787	-21.6%	113.19	112.77
2021/11/23	20285	-4350	-17.7%	117538	-223	-0.2%	97253	4127	4.4%	137823	-4573	-3.2%	115.11	113.25
2021/11/16	24635	8195	49.8%	117761	-4030	-3.3%	93126	-12225	-11.6%	142396	4165	3.0%	114.84	114.00
2021/11/09	16440	-3897	-19.2%	121791	-6170	-4.8%	105351	-2273	-2.1%	138231	-10067	-6.8%	112.90	113.88
2021/11/02	20337	-11150	-35.4%	127961	-10562	-7.6%	107624	588	0.5%	148298	-21712	-12.8%	113.97	113.40
2021/10/26	31487	-4226	-11.8%	138523	76	0.1%	107036	4302	4.2%	170010	-4150	-2.4%	114.15	113.98
2021/10/19	35713	-97	-0.3%	138447	26003	23.1%	102734	26100	34.1%	174160	25906	17.5%	114.38	113.44
2021/10/12	35810	4241	13.4%	112444	17181	18.0%	76634	12940	20.3%	148254	21422	16.9%	113.61	114.21
2021/10/05	31569	-3759	-10.6%	95263	-4825	-4.8%	63694	-1066	-1.6%	126832	-8584	-6.3%	111.48	112.21
2021/09/28	35328	12484	54.6%	100088	21173	26.8%	64760	8689	15.5%	135416	33657	33.1%	111.51	111.03
2021/09/21	22844	1116	5.1%	78915	-3108	-3.8%	56071	-4224	-7.0%	101759	-1992	-1.9%	109.23	110.75
2021/09/14	21728	-7976	-26.9%	82023	-10006	-10.9%	60295	-2030	-3.3%	103751	-17982	-14.8%	109.70	109.93
2021/09/07	29704	674	2.3%	92029	-131	-0.1%	62325	-805	-1.3%	121733	543	0.4%	110.27	109.87
2021/08/31	29030	2267	8.5%	92160	-1274	-1.4%	63130	-3541	-5.3%	121190	993	0.8%	110.01	109.69
2021/08/24	26763	-769	-2.8%	93434	2694	3.0%	66671	3463	5.5%	120197	1925	1.6%	109.65	109.83
2021/08/17	27532	-9152	-24.9%	90740	-6601	-6.8%	63208	2551	4.2%	118272	-15753	-11.8%	109.58	109.77
2021/08/10	36684	6275	20.6%	97341	11742	13.7%	60657	5467	9.9%	134025	18017	15.5%	110.56	109.56
2021/08/03	30409	-2566	-7.8%	85599	-7310	-7.9%	55190	-4744	-7.9%	116008	-9876	-7.8%	109.05	110.23
2021/07/27	32975	-2499	-7.0%	92909	1704	1.9%	59934	4203	7.5%	125884	-795	-0.6%	109.77	109.71
2021/07/20	35474	-4966	-12.3%	91205	-5485	-5.7%	55731	-519	-0.9%	126679	-10451	-7.6%	109.87	110.55
2021/07/13	40440	8815	27.9%	96690	-4071	-4.0%	56250	-12886	-18.6%	137130	4744	3.6%	110.62	110.05
2021/07/06	31625	4245	15.5%	100761	3486	3.6%	69136	-759	-1.1%	132386	7731	6.2%	110.63	110.12
2021/06/29	27380			97275			69895			124655			110.56	111.03

JAPANESE YEN - CHICAGO MERCANTILE EXCHANGE
FUTURES ONLY POSITIONS

売越し Long Short 火曜終値 金曜終値

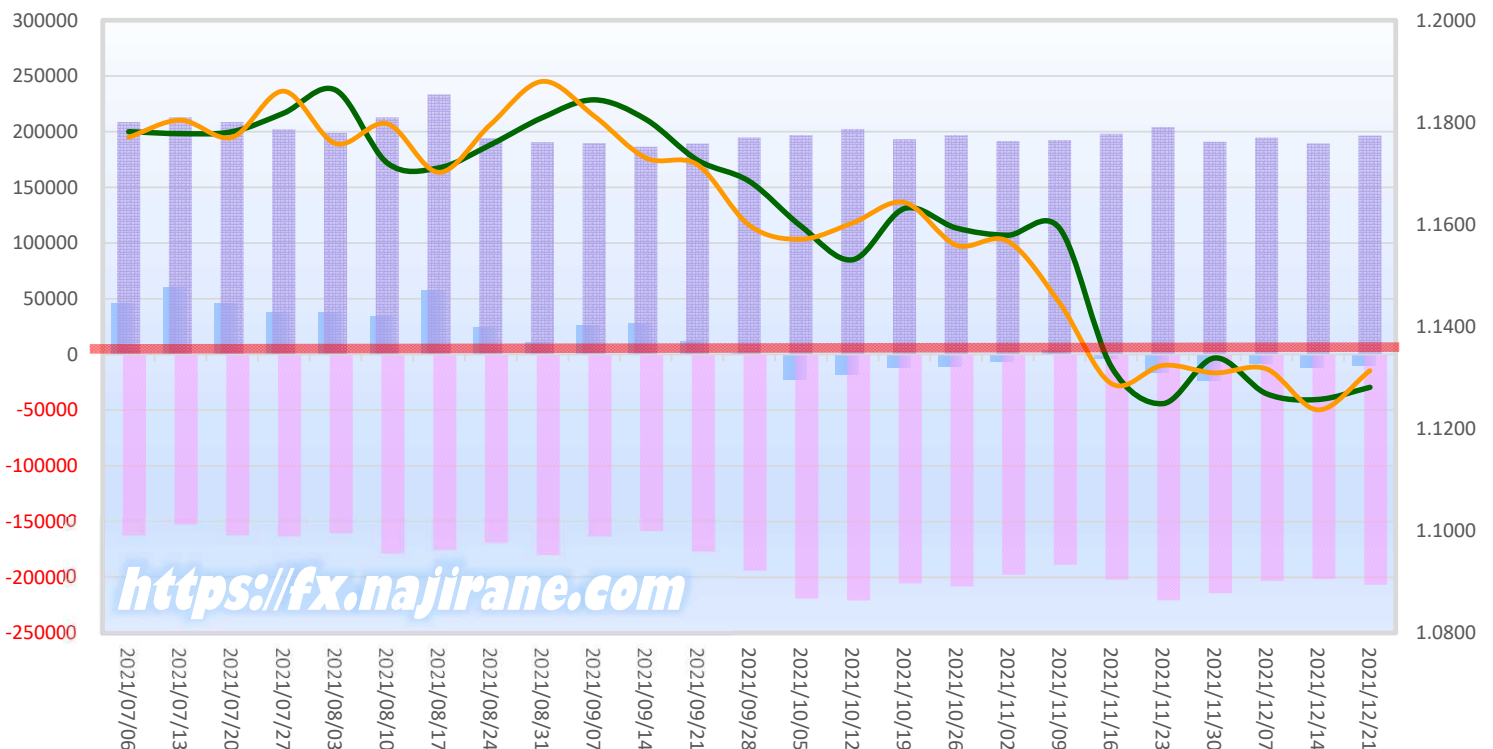


EURO FX - CHICAGO MERCANTILE EXCHANGE Code-099741
 2021/06/29 ~ 2021/12/21 2021/12/24 NYクローズ時公表値

Report_Date	Non Commercial Positions								参考引け値					
	Long	増減		Short	増減		売り越し	増減		12/21(火)	12/24(金)			
2021/12/21	196595	7065	3.7%	206757	5348	2.7%	10162	-1717	-14.5%	403352	12413	3.2%	1.1281	1.1314
2021/12/14	189530	-5339	-2.7%	201409	-1759	-0.9%	11879	3580	43.1%	390939	-7098	-1.8%	1.1257	1.1237
2021/12/07	194869	3821	2.0%	203168	-11120	-5.2%	8299	-14941	-64.3%	398037	-7299	-1.8%	1.1269	1.1317
2021/11/30	191048	-13166	-6.4%	214288	-6378	-2.9%	23240	6788	41.3%	405336	-19544	-4.6%	1.1339	1.1309
2021/11/23	204214	6033	3.0%	220666	18659	9.2%	16452	12626	330.0%	424880	24692	6.2%	1.1249	1.1324
2021/11/16	198181	5637	2.9%	202007	13236	7.0%	3826	-7599	-201.4%	400188	18873	4.9%	1.1322	1.1288
2021/11/09	192544	1048	0.5%	188771	-8863	-4.5%	-3773	-9911	-161.5%	381315	-7815	-2.0%	1.1592	1.1446
2021/11/02	191496	-5384	-2.7%	197634	-10502	-5.0%	6138	-5118	-45.5%	389130	-15886	-3.9%	1.1579	1.1567
2021/10/26	196880	3560	1.8%	208136	2709	1.3%	11256	-851	-7.0%	405016	6269	1.6%	1.1593	1.1560
2021/10/19	193320	-9192	-4.5%	205427	-15483	-7.0%	12107	-6291	-34.2%	398747	-24675	-5.8%	1.1631	1.1643
2021/10/12	202512	5693	2.9%	220910	1757	0.8%	18398	-3936	-17.6%	423422	7450	1.8%	1.1531	1.1603
2021/10/05	196819	1776	0.9%	219153	24982	12.9%	22334	-23206	-2661.2%	415972	26758	6.9%	1.1597	1.1571
2021/09/28	195043	5637	3.0%	194171	16860	9.5%	-872	-11223	-92.8%	389214	22497	6.1%	1.1685	1.1598
2021/09/21	189406	2852	1.5%	177311	18562	11.7%	-12095	-15710	-56.5%	366717	21414	6.2%	1.1726	1.1717
2021/09/14	186554	-3350	-1.8%	158749	-4847	-3.0%	-27805	1497	5.7%	345303	-8197	-2.3%	1.1806	1.1731
2021/09/07	189904	-689	-0.4%	163596	-16521	-9.2%	-26308	15832	151.1%	353500	-17210	-4.6%	1.1844	1.1813
2021/08/31	190593	-3576	-1.8%	180117	10578	6.2%	-10476	-14154	-57.5%	370710	7002	1.9%	1.1809	1.1880
2021/08/24	194169	-39360	-16.9%	169539	-6350	-3.6%	-24630	-33010	-57.3%	363708	-45710	####	1.1756	1.1796
2021/08/17	233529	20720	9.7%	175889	-3063	-1.7%	-57640	23783	70.2%	409418	17657	4.5%	1.1711	1.1702
2021/08/10	212809	13742	6.9%	178952	17892	11.1%	-33857	-4150	-10.9%	391761	31634	8.8%	1.1721	1.1797
2021/08/03	199067	-3178	-1.6%	161060	-3059	-1.9%	-38007	-119	-0.3%	360127	-6237	-1.7%	1.1863	1.1759
2021/07/27	202245	-6424	-3.1%	164119	1272	0.8%	-38126	-7696	-16.8%	366364	-5152	-1.4%	1.1818	1.1861
2021/07/20	208669	-4182	-2.0%	162847	9709	6.3%	-45822	-13891	-23.3%	371516	5527	1.5%	1.1782	1.1771
2021/07/13	212851	-147	-0.1%	153138	17330	12.8%	-59713	-17477	-22.6%	365989	17183	4.9%	1.1778	1.1804
2021/07/06	212998	3940	1.9%	135808	13896	11.4%	-77190	-9956	-11.4%	348806	17836	5.4%	1.1822	1.1880
2021/06/29	209058			121912			-87146			330970			1.1902	1.1866

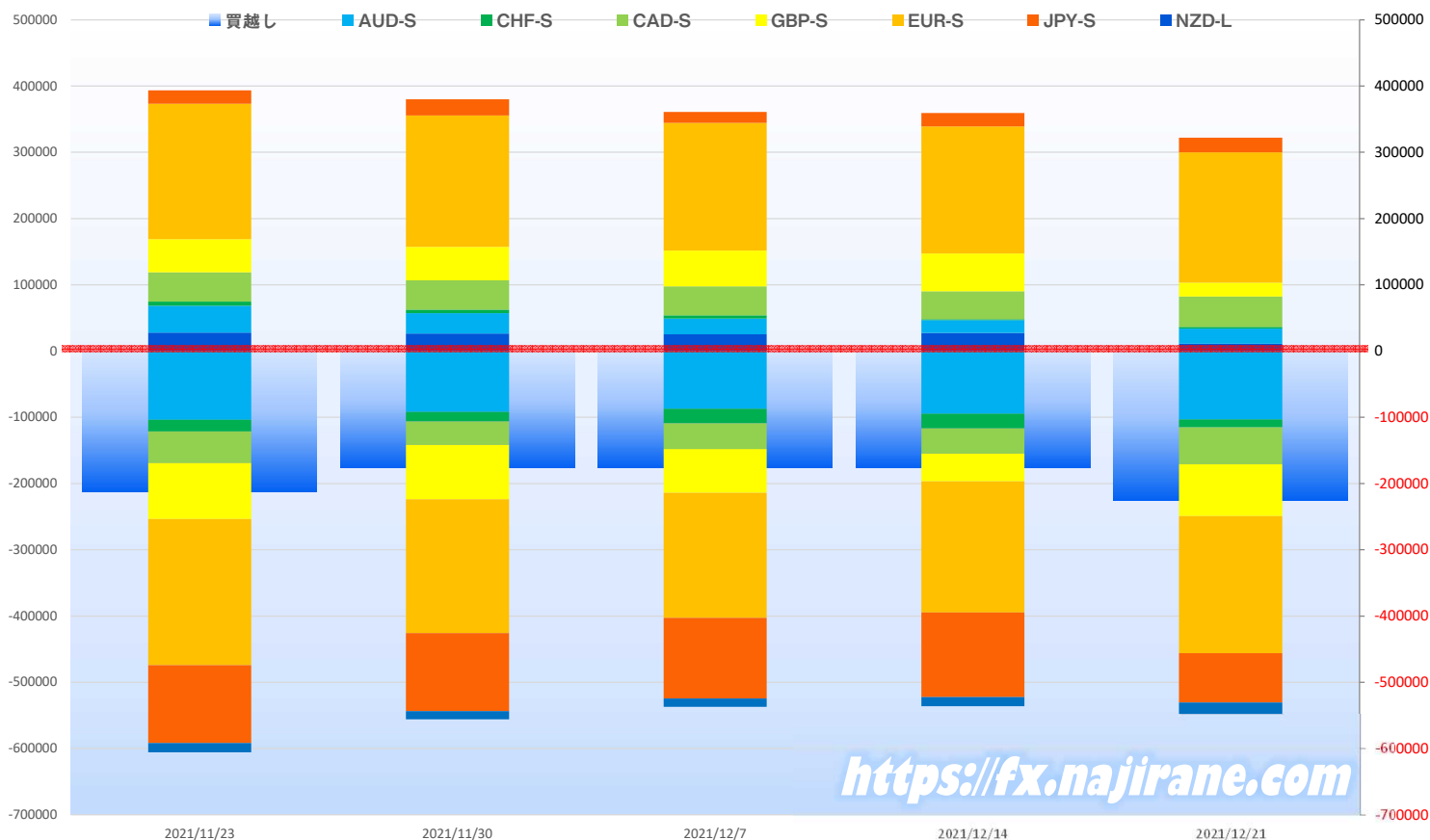
**EURO FX - CHICAGO MERCANTILE EXCHANGE
 FUTURES ONLY POSITIONS**

■ 売越し ■ Long ■ Short ■ 火曜終値 ■ 金曜終値



	2021/11/23			2021/11/30			2021/12/07			2021/12/14			2021/12/21		
	Long	Short	売り越し	Long	Short	売り越し	Long	Short	売り越し	Long	Short	売り越し	Long	Short	売り越し
JPY	20285	117538	97253	14585	93451	78866	13148	76229	63081	20231	73754	53523	22191	74477	52286
	前週比 枚数増減 (枚)			-5700	-24087	-18387	-1437	-17222	-15785	7083	-2475	-9558	1960	723	-1237
	前週比 枚数増減 (%)			-28.1%	-20.5%	-18.9%	-9.9%	-18.4%	-20.0%	53.9%	-3.2%	-15.2%	9.7%	1.0%	-2.3%
EUR	204214	220666	16452	191048	214288	23240	194869	203168	8299	189530	201409	11879	196595	206757	10162
	前週比 枚数増減 (枚)			-13166	-6378	6788	3821	-11120	-14941	-5339	-1759	3580	7065	5348	-1717
	前週比 枚数増減 (%)			-6.4%	-2.9%	41.3%	2.0%	-5.2%	-64.3%	-2.7%	-0.9%	43.1%	3.7%	2.7%	-14.5%
GBP	50122	84701	34579	52099	90998	38899	48950	87227	38277	29497	80245	50748	20824	78510	57686
	前週比 枚数増減 (枚)			1977	6297	4320	-3149	-3771	-622	-19453	-6982	12471	-8673	-1735	6938
	前週比 枚数増減 (%)			3.9%	7.4%	12.5%	-6.0%	-4.1%	-1.6%	-39.7%	-8.0%	32.6%	-29.4%	-2.2%	13.7%
AUD	40523	103788	63265	33217	113402	80185	33380	115172	81792	29254	108157	78903	22958	103312	80354
	前週比 枚数増減 (枚)			-7306	9614	16920	163	1770	1607	-4126	-7015	-2889	-6296	-4845	1451
	前週比 枚数増減 (%)			-18.0%	9.3%	26.7%	0.5%	1.6%	2.0%	-12.4%	-6.1%	-3.5%	-21.5%	-4.5%	1.8%
CAD	44320	47455	3135	41242	55317	14075	41095	50453	9358	38230	51358	13128	45925	55802	9877
	前週比 枚数増減 (枚)			-3078	7862	10940	-147	-4864	-4717	-2865	905	3770	7695	4444	-3251
	前週比 枚数増減 (%)			-6.9%	16.6%	349.0%	-0.4%	-8.8%	-33.5%	-7.0%	1.8%	40.3%	20.1%	8.7%	-24.8%
CHF	6241	17617	11376	3927	18109	14182	2838	14891	12053	1344	9680	8336	2460	11687	9227
	前週比 枚数増減 (枚)			-2314	492	2806	-1089	-3218	-2129	-1494	-5211	-3717	1116	2007	891
	前週比 枚数増減 (%)			-37.1%	2.8%	24.7%	-27.7%	-17.8%	-15.0%	-52.6%	-35.0%	-30.8%	83.0%	20.7%	10.7%
NZD	27835	13896	-13939	30465	19835	-10630	31881	21173	-10708	13539	19400	5861	11050	17186	6136
	前週比 枚数増減 (枚)			2630	5939	-3309	1416	1338	78	-18342	-1773	16569	-2489	-2214	275
	前週比 枚数増減 (%)			9.4%	42.7%	-23.7%	4.6%	6.7%	0.7%	-57.5%	-8.4%	154.7%	-18.4%	-11.4%	4.7%
MXN	80691	130152	49461	85840	145587	59747	70791	134917	64126	34748	45421	10673	30021	34813	4792
	前週比 枚数増減 (枚)			5149	15435	10286	-15049	-10670	4379	-36043	-89496	-53453	-4727	-10608	-5881
	前週比 枚数増減 (%)			6.4%	11.9%	20.8%	-17.5%	-7.3%	7.3%	-50.9%	-66.3%	-83.4%	-13.6%	-23.4%	-55.1%
Total All 8	474231	735813	261582	452423	750987	298564	436952	703230	266278	356373	589424	233051	352024	582544	230520
	前週比 枚数増減 (枚)			-21808	15174	36982	-15471	-47757	-32286	-80579	-113806	-33227	-4349	-6880	-2531
	前週比 枚数増減 (%)			-4.6%	2.1%	14.1%	-3.4%	-6.4%	-10.8%	-18.4%	-16.2%	-12.5%	-1.2%	-1.2%	-1.1%
Total 7 (MXN除く)	393540	605661	212121	366583	605400	238817	366161	568313	202152	321625	544003	222378	322003	547731	225728
	前週比 枚数増減 (枚)			-26957	-261	26696	-422	-37087	-36665	-44536	-24310	20226	378	3728	3350
	前週比 枚数増減 (%)			-6.8%	0.0%	12.6%	-0.1%	-6.1%	-15.4%	-12.2%	-4.3%	10.0%	0.1%	0.7%	1.5%

直近5週 CFTC IMM主要7通貨の売買構成

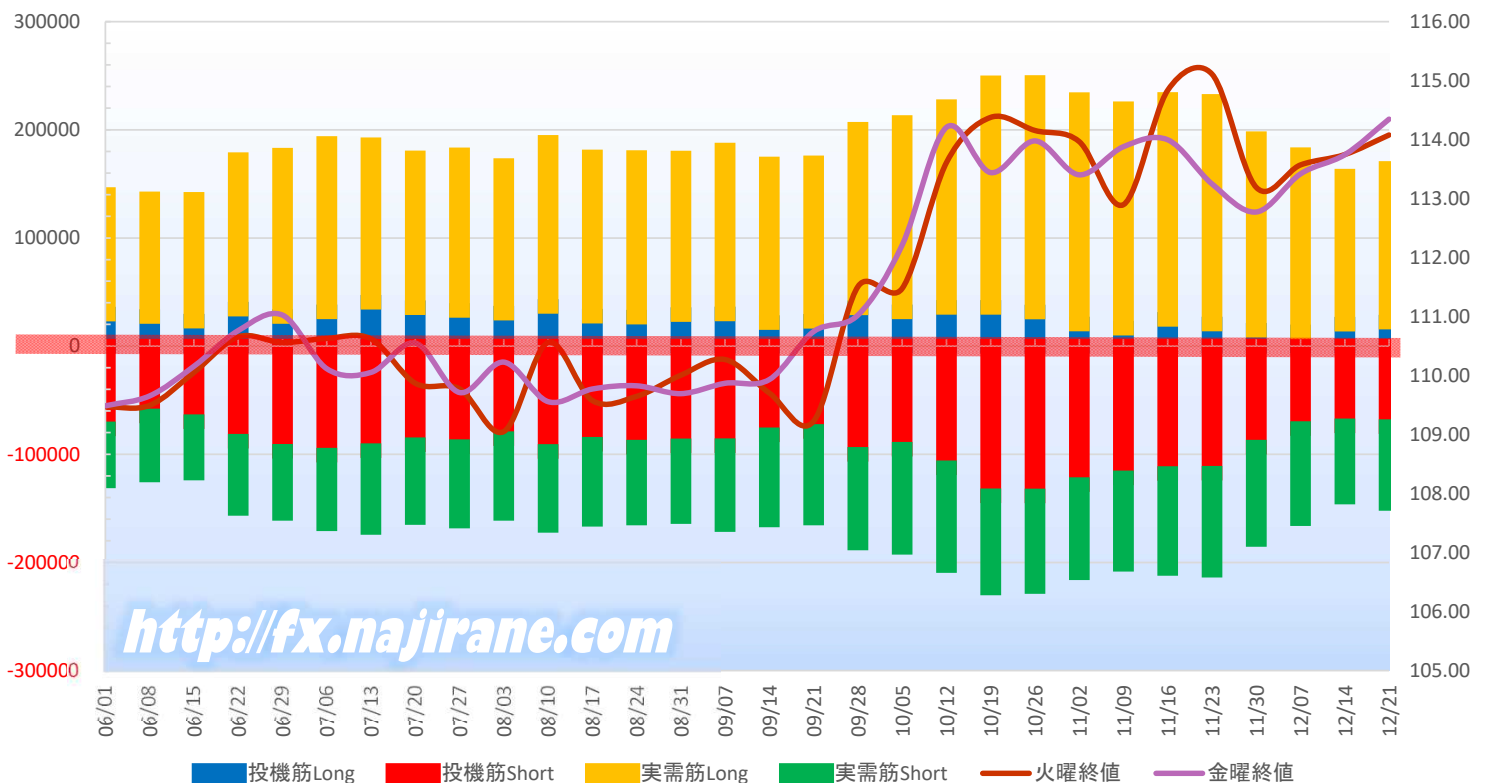


**JAPANESE YEN - CHICAGO MERCANTILE EXCHANGE
FUTURES ONLY POSITIONS**

Code-097741
2021/12/24 公表値

Date	投機筋集計				実需筋集計				投機筋+実需筋合計				ドル円終値	
	円買い	円売り	売り越し	売買計	円買い	円売り	売り越し	売買計	円買い	円売り	売り越し	売買計	火曜締め	金曜締め
2021/12/21	22191	74477	52286	96668	142161	71002	-71159	213163	164352	145479	-18873	309831	114.08	114.35
2021/12/14	20231	73754	53523	93985	136938	65878	-71060	202816	157169	139632	-17537	296801	113.75	113.75
2021/12/07	13148	76229	63081	89377	163847	83350	-80497	247197	176995	159579	-17416	336574	113.57	113.42
2021/11/30	14585	93451	78866	108036	177285	85252	-92033	262537	191870	178703	-13167	370573	113.19	112.77
2021/11/23	20285	117538	97253	137823	205923	89698	-116225	295621	226208	207236	-18972	433444	115.11	113.25
2021/11/16	24635	117761	93126	142396	203468	87710	-115758	291178	228103	205471	-22632	433574	114.84	114.00
2021/11/09	16440	121791	105351	138231	203044	79845	-123199	282889	219484	201636	-17848	421120	112.90	113.88
2021/11/02	20337	127961	107624	148298	207612	81607	-126005	289219	227949	209568	-18381	437517	113.97	113.40
2021/10/26	31487	138523	107036	170010	212303	83757	-128546	296060	243790	222280	-21510	466070	114.15	113.98
2021/10/19	35713	138447	102734	174160	207735	85095	-122640	292830	243448	223542	-19906	466990	114.38	113.44
2021/10/12	35810	112444	76634	148254	185560	90468	-95092	276028	221370	202912	-18458	424282	113.61	114.21
2021/10/05	31569	95263	63694	126832	175160	90697	-84463	265857	206729	185960	-20769	392689	111.48	112.21
2021/09/28	35328	100088	64760	135416	165246	81967	-83279	247213	200574	182055	-18519	382629	111.51	111.03
2021/09/21	22844	78915	56071	101759	146680	80086	-66594	226766	169524	159001	-10523	328525	109.23	110.75
2021/09/14	21728	82023	60295	103751	146716	78681	-68035	225397	168444	160704	-7740	329148	109.70	109.93
2021/09/07	29704	92029	62325	121733	151585	73003	-78582	224588	181289	165032	-16257	346321	110.27	109.87
2021/08/31	29030	92160	63130	121190	144849	65434	-79415	210283	173879	157594	-16285	331473	110.01	109.69
2021/08/24	26763	93434	66671	120197	147612	65542	-82070	213154	174375	158976	-15399	333351	109.65	109.83
2021/08/17	27532	90740	63208	118272	147403	69312	-78091	216715	174935	160052	-14883	334987	109.58	109.77
2021/08/10	36684	97341	60657	134025	151720	68459	-83261	220179	188404	165800	-22604	354204	110.56	109.56
2021/08/03	30409	85599	55190	116008	136596	68989	-67607	205585	167005	154588	-12417	321593	109.05	110.23
2021/07/27	32975	92909	59934	125884	143819	68805	-75014	212624	176794	161714	-15080	338508	109.77	109.71
2021/07/20	35474	91205	55731	126679	138577	67311	-71266	205888	174051	158516	-15535	332567	109.87	110.55
2021/07/13	40440	96690	56250	137130	145716	70980	-74736	216696	186156	167670	-18486	353826	110.62	110.05
2021/07/06	31625	100761	69136	132386	155707	63576	-92131	219283	187332	164337	-22995	351669	110.63	110.12
2021/06/29	27380	97275	69895	124655	149165	57450	-91715	206615	176545	154725	-21820	331270	110.56	111.03
2021/06/22	34118	87980	53862	122098	138242	62072	-76170	200314	172360	150052	-22308	322412	110.66	110.76
2021/06/15	22974	69824	46850	92798	112798	47481	-65317	160279	135772	117305	-18467	253077	110.05	110.16
2021/06/08	27248	64562	37314	91810	108879	54611	-54268	163490	136127	119173	-16954	255300	109.50	109.66
2021/06/01	29462	76577	47115	106039	110690	48111	-62579	158801	140152	124688	-15464	264840	109.47	109.49

**JAPANESE YEN - CHICAGO MERCANTILE EXCHANGE
FUTURES ONLY POSITIONS Cord-097741**

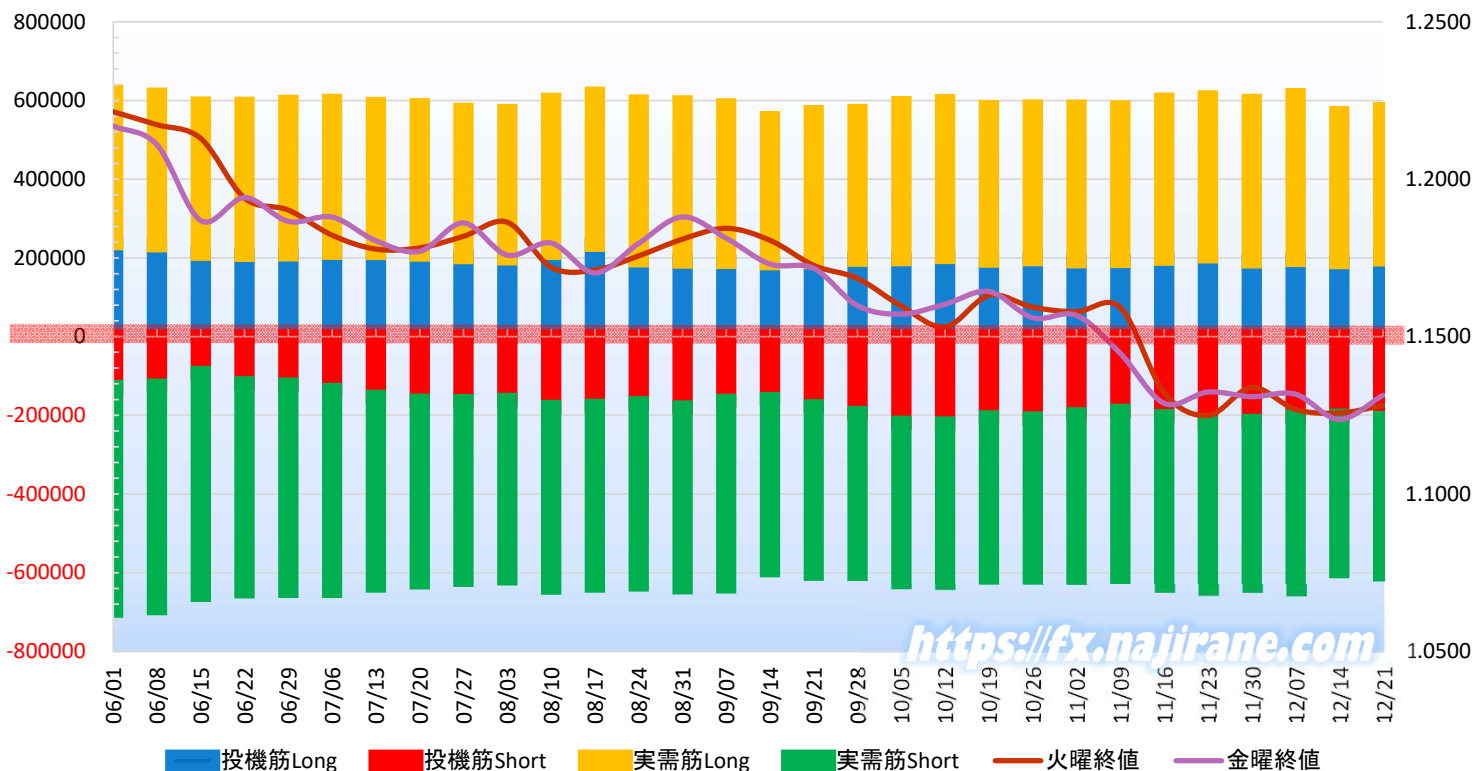


EURO FX - CHICAGO MERCANTILE EXCHANGE
FUTURES ONLY POSITIONS

Code-099741
2021/12/24 公表値

Date	投機筋集計				実需筋集計				投機筋+実需筋合計				ユーロドル終値	
	EUR買い	EUR売り	売り越し	売買計	EUR買い	EUR売り	売り越し	売買計	EUR買い	EUR売り	売り越し	売買計	火曜締め	金曜締め
2021/12/21	196595	206757	10162	403352	381670	397296	15626	778966	578265	604053	25788	1182318	1.1281	1.1314
2021/12/14	189530	201409	11879	390939	378079	394668	16589	772747	567609	596077	28468	1163686	1.1257	1.1237
2021/12/07	194869	203168	8299	398037	418656	438831	20175	857487	613525	641999	28474	1255524	1.1269	1.1317
2021/11/30	191048	214288	23240	405336	407774	418645	10871	826419	598822	632933	34111	1231755	1.1339	1.1309
2021/11/23	204214	220666	16452	424880	403595	420430	16835	824025	607809	641096	33287	1248905	1.1249	1.1324
2021/11/16	198181	202007	3826	400188	404266	431251	26985	835517	602447	633258	30811	1235705	1.1322	1.1288
2021/11/09	192544	188771	-3773	381315	389822	421863	32041	811685	582366	610634	28268	1193000	1.1592	1.1446
2021/11/02	191496	197634	6138	389130	392882	415610	22728	808492	584378	613244	28866	1197622	1.1579	1.1567
2021/10/26	196880	208136	11256	405016	387905	404160	16255	792065	584785	612296	27511	1197081	1.1593	1.1560
2021/10/19	193320	205427	12107	398747	389682	407255	17573	796937	583002	612682	29680	1195684	1.1631	1.1643
2021/10/12	202512	220910	18398	423422	396224	405177	8953	801401	598736	626087	27351	1224823	1.1531	1.1603
2021/10/05	196819	219153	22334	415972	396534	405021	8487	801555	593353	624174	30821	1217527	1.1597	1.1571
2021/09/28	195043	194171	-872	389214	378476	408900	30424	787376	573519	603071	29552	1176590	1.1685	1.1598
2021/09/21	189406	177311	-12095	366717	381122	425371	44249	806493	570528	602682	32154	1173210	1.1726	1.1717
2021/09/14	186554	158749	-27805	345303	368593	434853	66260	803446	555147	593602	38455	1148749	1.1806	1.1731
2021/09/07	189904	163596	-26308	353500	397755	471071	73316	868826	587659	634667	47008	1222326	1.1844	1.1813
2021/08/31	190593	180117	-10476	370710	404630	456842	52212	861472	595223	636959	41736	1232182	1.1809	1.1880
2021/08/24	194169	169539	-24630	363708	403032	460425	57393	863457	597201	629964	32763	1227165	1.1756	1.1796
2021/08/17	233529	175889	-57640	409418	383684	456767	73083	840451	617213	632656	15443	1249869	1.1711	1.1702
2021/08/10	212809	178952	-33857	391761	388866	458925	70059	847791	601675	637877	36202	1239552	1.1721	1.1797
2021/08/03	199067	161060	-38007	360127	374123	453158	79035	827281	573190	614218	41028	1187408	1.1863	1.1759
2021/07/27	202245	164119	-38126	366364	373953	453802	79849	827755	576198	617921	41723	1194119	1.1818	1.1861
2021/07/20	208669	162847	-45822	371516	379176	461577	82401	840753	587845	624424	36579	1212269	1.1782	1.1771
2021/07/13	212851	153138	-59713	365989	378329	479700	101371	858029	591180	632838	41658	1224018	1.1778	1.1804
2021/07/06	212998	135808	-77190	348806	386189	510347	124158	896536	599187	646155	46968	1245342	1.1822	1.1880
2021/06/29	209058	121912	-87146	330970	387635	524237	136602	911872	596693	646149	49456	1242842	1.1902	1.1866
2021/06/22	207863	118806	-89057	326669	383894	528473	144579	912367	591757	647279	55522	1239036	1.1940	1.1941
2021/06/15	210816	92630	-118186	303446	381409	563500	182091	944909	592225	656130	63905	1248355	1.2129	1.1868
2021/06/08	232103	124890	-107213	356993	382766	565245	182479	948011	614869	690135	75266	1305004	1.2173	1.2109
2021/06/01	237360	128038	-109322	365398	384998	568512	183514	953510	622358	696550	74192	1318908	1.2214	1.2169

EURO FX - CHICAGO MERCANTILE EXCHANGE
FUTURES ONLY POSITIONS Code-099741



Bitcoin/USD 及び CME Futures (当月及び限月別)

※取引単位=5ビットコイン
(CME CFビットコイン参考基準レート=BRRを対象)

Bitcoin/USD					CME Futures 2021/12		CME Futures 2022/01		CME Futures 2022/02		CME Futures 2022/03		CME Futures 2022/04		CME Futures 2022/05	
Date	Open	High	Low	Close	Close2	Volume	Close	Volume	Close	Volume	Close	Volume	Close	Volume	Close	Volume
2021/10/17	60888	61646	59164	61554	0	0	0	0	0	0	0	0	0	0	0	0
2021/10/18	61549	62615	60013	62026	62390	376	62720	233	63045	137	63355	37	0	0	0	0
2021/10/19	62043	64435	61623	64262	65730	524	66100	140	66470	63	66870	31	0	0	0	0
2021/10/20	64285	66930	63611	65993	68635	524	69075	140	69685	63	70065	31	0	0	0	0
2021/10/21	66002	66601	62117	62210	64655	1069	65295	410	65860	173	66250	78	0	0	0	0
2021/10/22	62238	63715	60123	60692	62310	1069	62840	410	63520	173	63875	78	0	0	0	0
2021/10/23	60695	61744	59827	61394	0	0	0	0	0	0	0	0	0	0	0	0
2021/10/24	61368	61506	59643	60931	0	0	0	0	0	0	0	0	0	0	0	0
2021/10/25	60894	63729	60692	63040	64050	693	64605	245	65155	81	65710	26	0	0	0	0
2021/10/26	63033	63229	59991	60364	63185	693	63785	245	64325	81	64865	26	0	0	0	0
2021/10/27	60352	61435	58208	58482	59775	458	60195	111	60475	22	60845	6	0	0	0	0
2021/10/28	58471	62129	58207	60622	62230	535	62425	201	62735	92	63020	25	0	0	0	0
2021/10/29	60625	62928	60330	62228	63395	535	63685	201	64130	92	64505	25	0	0	0	0
2021/10/30	62239	62330	60918	61889	0	0	0	0	0	0	0	0	0	0	0	0
2021/10/31	61850	62406	60074	61319	0	0	0	0	0	0	0	0	0	0	0	0
2021/11/1	61320	62419	59695	61004	62095	505	62370	106	62660	14	63170	9	63300	0	0	0
2021/11/2	60963	64243	60673	63226	64600	733	64930	121	65285	34	65655	5	65905	0	0	0
2021/11/3	63254	63517	61184	62970	63600	704	64050	33	64225	9	64595	2	64845	0	0	0
2021/11/4	62942	63123	60800	61452	61910	704	62300	33	62645	9	63015	2	63265	0	0	0
2021/11/5	61460	62541	60845	61126	61900	376	62290	7	62635	1	63005	0	63255	0	0	0
2021/11/6	61069	61591	60164	61527	0	0	0	0	0	0	0	0	0	0	0	0
2021/11/7	61555	63327	61432	63327	0	0	0	0	0	0	0	0	0	0	0	0
2021/11/8	63344	67674	63344	67567	67075	995	67440	163	67785	48	68110	4	68365	0	0	0
2021/11/9	67550	68530	66382	66972	68235	791	68615	41	68995	14	69330	17	69570	0	0	0
2021/11/10	66953	68790	63208	64995	66650	1416	66975	244	67310	60	67625	3	67735	0	0	0
2021/11/11	64979	65579	64180	64950	65635	521	65995	45	66340	11	66655	1	66955	0	0	0
2021/11/12	64864	65461	62334	64156	64820	521	65190	45	65550	11	65885	1	66280	0	0	0
2021/11/13	64158	64916	63304	64470	0	0	0	0	0	0	0	0	0	0	0	0
2021/11/14	64455	65495	63648	65467	0	0	0	0	0	0	0	0	0	0	0	0
2021/11/15	65521	66282	63548	63558	64460	1228	64860	137	65240	22	65595	10	66040	11	0	0
2021/11/16	63721	63721	59016	60161	60220	1228	60565	137	60910	22	61230	10	61630	11	0	0
2021/11/17	60140	60824	58515	60368	61060	1883	61405	131	61745	60	62025	109	62420	11	0	0
2021/11/18	60360	60949	56551	56942	58575	2375	58945	210	59305	26	59645	7	60005	4	0	0
2021/11/19	56896	58351	55705	58120	58510	3178	58880	190	59190	24	59480	6	59740	5	0	0
2021/11/20	58115	59860	57470	59697	0	0	0	0	0	0	0	0	0	0	0	0
2021/11/21	59731	60004	58619	58730	0	0	0	0	0	0	0	0	0	0	0	0
2021/11/22	58707	59266	55680	56289	56330	7197	56665	673	56995	275	57315	31	57615	3	0	0
2021/11/23	56305	57876	55633	57569	58360	7197	58710	673	59025	275	59330	31	59660	3	0	0
2021/11/24	57566	57803	55964	56280	57815	7005	58250	2849	58485	428	58705	110	58995	8	59295.000C	0
2021/11/25	57165	59368	57147	57275	59620	7005	59975	2849	60230	428	60285	110	0	0	0	0
2021/11/26	58960	59183	53570	53570	54430	7005	54835	2849	55110	428	55330	110	55560	8	55860.000C	0
2021/11/27	53736	55329	53668	54815	0	0	0	0	0	0	0	0	0	0	0	0
2021/11/28	54813	57394	53577	57248	0	0	0	0	0	0	0	0	0	0	0	0
2021/11/29	57292	58873	56793	57807	58470	5946	58900	967	59190	171	59420	39	59720	8	60095.000C	0
2021/11/30	57830	59113	56057	57005	57780	7792	58160	819	58420	158	58660	47	58975	1	59370.000C	0
2021/12/1	56908	59042	56553	57230	56990	6552	57385	722	57660	119	57905	21	58205	3	58520.000C	0
2021/12/2	57217	57349	55895	56478	57175	5835	57545	568	57840	108	58110	9	58430	0	58800.000C	2
2021/12/3	56509	57482	52497	53598	53545	11175	53865	1351	54090	251	54300	80	54530	9	54875.000C	2
2021/12/4	53728	53905	42875	49201	0	0	0	0	0	0	0	0	0	0	0	0
2021/12/5	49202	49768	47857	49369	0	0	0	0	0	0	0	0	0	0	0	0
2021/12/6	49413	50930	47281	50583	48960	9344	49315	1274	49555	222	49760	80	50000	6	50290.000C	0
2021/12/7	50582	51935	50176	50700	50600	9344	50925	1274	51165	222	51380	80	51635	6	51915.000C	0
2021/12/8	50668	51171	48766	50505	50925	4985	51220	886	51460	99	51690	69	51925	8	52190.000C	2
2021/12/9	50450	50797	47358	47672	47675	4851	47940	794	48140	95	48350	32	48580	2	48845.000C	0
2021/12/10	47642	50015	47024	47243	48490	5159	48690	877	48880	150	49070	62	49275	0	49510.000C	0
2021/12/11	47265	49458	46942	49363	0	0	0	0	0	0	0	0	0	0	0	0
2021/12/12	49355	50725	48726	50098	0	0	0	0	0	0	0	0	0	0	0	0
2021/12/13	50115	50205	45895	46737	46595	6036	46795	944	46970	105	47140	42	47325	0	47525.000C	0
2021/12/14	46710	48431	46424	46613	47870	6827	48050	1175	48230	105	48410	29	48600	7	48800.000C	1
2021/12/15	48380	49474	46672	48897	49350	5871	49530	787	49725	86	49910	18	50105	2	50305.000C	0
2021/12/16	48900	49426	47530	47665	48010	5529	48180	767	48370	78	48570	52	48770	2	48990.000C	0
2021/12/17	47654	48005	45618	46202	46250	5529	46430	767	46615	78	46805	52	47000	2	47195.000C	0
2021/12/18	46219	47314	45598	46849	0	0	0	0	0	0	0	0	0	0	0	0
2021/12/19	46854	48090	46503	46707	0	0	---	---	---	---	---	---	---	---	---	---
2021/12/20	46707	47402	45580	46880	47060	4303	47280	949	47490	214	47700	24	47905	2	48100.000C	1
2021/12/21	46886	49301	46699	48937	46885	4303	48885	949	49105	214	49310	24	49525	2	49735.000C	1
2021/12/22	48937	49545	48451	48629	49045	2811	49230	925	49445	87	49655	8	49870	0	05.000000C	0
2021/12/23	48626	51332	48066	50785	51060	2811	51240	925	51455	87	51660	8	51875	0	52110.000C	0
2021/12/24	50806	51814	50514	50822	0	0	---	---	---	---	---	---	---	---	---	---



Date	BTC(BitCoin)/JPY					ETH(Ethereum)/JPY					XRP(Ripple)/JPY				
	Open	High	Low	Close	Volume	Open	High	Low	Close	Volume	Open	High	Low	Close	Volume
2021/10/26	7170996.00	7196158.50	6849049.00	6892775.50	3982733.16	479790.38	489557.88	468866.38	471719.19	1959192.24	124.5865	132.2237	124.3645	126.5301	449138.40
2021/10/27	6891429.00	7001845.00	6621313.50	6653658.00	4966952.95	471841.50	490219.97	447153.22	447153.22	2983048.41	126.5128	128.3647	110.3630	113.2546	732001.32
2021/10/28	6652332.00	7056601.00	6604593.50	6887725.50	5141989.11	446534.13	487618.25	444352.19	487113.72	2949296.30	113.2303	122.9255	111.9916	120.3004	628101.02
2021/10/29	6888036.00	7177869.50	6859336.00	7094922.00	4202237.82	487269.16	508337.78	485490.22	503347.41	2618655.97	120.3261	124.2713	120.0844	123.3076	404676.41
2021/10/30	7096221.50	7106572.50	6945610.50	7056256.00	3666487.76	503290.63	504727.22	484848.16	493189.09	1666385.34	123.2934	127.0452	121.3564	123.5865	371834.08
2021/10/31	7051884.50	7115240.00	6849375.50	7004986.00	3683186.32	492857.75	501033.25	476470.56	489863.19	1998963.58	123.8118	131.3966	122.3112	127.1757	526386.48
2021/11/1	7005156.00	7134149.00	6818682.50	6960216.50	4124551.41	489879.53	499811.22	475286.44	493412.53	2052007.48	127.1649	129.0795	122.5243	124.6893	417106.36
2021/11/2	6955521.00	7309095.50	6918548.50	7205761.00	4301896.89	493170.00	524292.94	489038.94	522518.50	2369893.36	124.6561	130.4474	123.8499	129.4895	411386.31
2021/11/3	7208944.50	7235262.00	6972966.00	7183119.00	4120820.37	523075.34	531448.50	508980.13	525551.81	2420660.67	129.4601	140.3585	128.4375	137.8898	744525.54
2021/11/4	7179897.50	7199653.00	6912070.50	6995412.50	3712823.77	525264.88	525569.38	503245.03	516506.13	2096298.70	138.0863	143.2065	132.6340	136.8299	593093.32
2021/11/5	6996306.00	7108450.50	6897649.00	6932568.50	3471077.69	516517.44	519608.78	504189.41	508807.28	1710979.10	136.8202	136.8756	129.6676	131.7352	405168.72
2021/11/6	6962126.50	6985307.00	6823475.50	6978139.50	3299801.96	508399.53	513883.03	491651.03	512815.13	1636473.73	131.6333	133.0701	125.7516	130.7056	298303.84
2021/11/7	6981251.50	7186220.00	6967366.00	7186220.00	2805942.62	513087.44	526071.69	511613.31	524331.31	1536648.27	130.7902	140.3603	130.2120	138.1633	384072.72
2021/11/8	7188158.50	7663763.50	7188158.50	7652281.50	4657680.77	524228.59	546253.19	524228.59	544993.00	2184790.46	138.5601	147.2203	138.5601	145.2536	628304.46
2021/11/9	7650345.00	7733316.00	7492643.00	7562090.50	4782831.46	544764.63	545545.75	532532.19	534657.94	2352480.19	145.2532	145.7886	139.1955	142.1515	588401.28
2021/11/10	7560003.00	7799883.50	7202343.50	7403476.50	5550831.20	534465.31	553162.13	511060.69	528097.31	2591197.47	141.9545	153.5746	128.2842	135.9347	846355.39
2021/11/11	7401615.50	7480128.00	7321389.50	7407283.50	4092042.70	528015.25	544703.50	522024.44	539481.38	2045209.86	135.8693	142.9249	134.4160	138.9495	559315.91
2021/11/12	7397477.50	7479955.00	7097401.50	7307679.00	4110247.96	538788.25	549476.00	513617.94	531607.56	2086289.89	138.7082	140.7908	131.7427	135.4734	481850.90
2021/11/13	7307927.50	7395810.00	712162.50	7344981.00	3471913.65	531562.38	535994.19	522045.53	529938.56	1647128.48	135.4864	137.1853	133.1568	135.7969	329158.55
2021/11/14	7343368.50	7495468.00	7251363.00	7462238.00	2863541.68	529616.38	534311.44	514612.22	527335.56	1387535.10	135.7123	136.7081	133.2309	135.4822	251914.35
2021/11/15	7468444.00	7551824.00	7251923.50	7254003.00	3487740.44	527419.00	542566.25	518857.88	520158.16	1857599.53	135.5081	139.0060	133.5985	133.6912	325321.47
2021/11/16	7272643.50	7271643.50	6741465.00	6912826.00	5382646.93	521638.94	558788.50	473409.47	484481.31	3150407.31	134.0659	134.0659	120.3667	125.3537	554896.01
2021/11/17	6910341.00	6974377.50	6716564.50	6893772.50	4474007.30	484199.28	490960.41	471427.56	489625.16	2533257.82	125.2584	127.6500	122.8668	125.9188	422748.14
2021/11/18	6892873.50	6953797.00	6461437.50	6507584.50	4730031.80	489648.94	495337.06	452377.44	457211.06	2443767.01	125.1907	132.1427	116.8066	119.0789	616490.22
2021/11/19	6503226.50	6642063.50	6371090.50	6625341.00	4411880.84	456648.43	491648.22	455320.47	489985.44	2351291.54	118.9610	125.1028	116.7260	124.2447	423648.64
2021/11/20	6624828.50	6823727.00	6551261.00	6805182.00	3491012.96	488990.67	505498.06	479832.63	502710.06	1761024.49	124.3756	125.5537	121.3251	125.1262	296362.04
2021/11/21	6808979.00	6840204.50	6382265.00	6703741.50	2981839.16	502968.16	504141.91	485735.41	487365.13	1608842.79	125.0237	125.1755	120.8574	121.0126	252699.77
2021/11/22	6701044.50	6762706.50	6395915.50	6461503.50	4021831.46	486997.16	490890.94	463372.75	469318.28	2267376.96	121.0072	122.0853	117.3312	118.9949	326530.86
2021/11/23	6463256.00	6664734.50	6385021.50	6628604.00	4316181.06	469458.50	505016.38	467249.91	499803.13	2548489.58	119.0491	123.3674	117.4504	122.8628	356751.47
2021/11/24	6628232.50	6654636.00	6453052.50	6495718.00	4228367.21	499719.34	503892.19	481542.13	489365.97	2520480.73	122.8739	123.7713	116.6536	120.2732	363790.27
2021/11/25	6697861.00	6847887.50	6596299.00	6599122.50	3942550.31	469991.62	524708.56	490581.19	491918.22	2152528.46	119.3535	122.8228	118.1406	118.7450	355594.94
2021/11/26	6784884.50	6801135.00	6070792.50	6070792.50	4738202.19	520395.47	522965.03	484083.44	456802.69	2978383.93	120.2443	120.4478	105.3541	106.1119	486556.54
2021/11/27	6089680.00	6270187.00	6081965.50	6211917.50	3463308.57	462117.78	474569.19	457097.88	464282.47	1871640.67	106.5270	109.6166	106.1358	107.3367	273159.05
2021/11/28	6211685.00	6526598.50	6071582.50	6510577.00	3197590.89	464819.28	488885.84	452163.28	488386.44	1814268.15	107.4036	110.3111	101.6041	110.1712	296308.36
2021/11/29	651518.00	6694553.00	6438625.50	6578705.00	3683979.67	488669.97	506599.41	485738.59	508577.41	2172145.93	110.2929	113.9346	109.5974	112.8906	332006.35
2021/11/30	6581385.00	6659183.50	6344891.50	6453907.00	415988.01	506180.44	535460.19	493272.38	524355.94	3240951.76	112.8368	116.1554	110.1246	113.0746	333966.61
2021/12/1	6442873.50	6672937.50	6380469.50	6460246.50	4160645.23	523472.94	542092.81	510869.78	517790.91	3119488.32	113.0107	115.0855	110.7712	111.8586	290174.35
2021/12/2	6458840.00	6477022.50	6316086.00	6383236.00	3659648.82	517716.72	522790.25	502498.84	509876.44	2430274.88	111.8570	111.8570	108.4650	109.8927	254398.02
2021/12/3	6386779.00	6507063.00	5917380.00	6046525.50	4488691.93	510221.53	526079.75	462165.69	476146.28	2919528.56	110.0216	111.5397	102.1201	104.0402	306240.82
2021/12/4	6061149.50	6810995.00	483671.50	5550085.50	6924611.35	476942.28	478630.38	397718.03	464710.06	4340623.50	104.2487	104.5388	69.3235	95.5491	786341.74
2021/12/5	5550177.50	5614096.00	5398565.00	5580876.50	4205052.05	464714.72	479074.19	455756.75	474597.31	2886372.31	95.5130	97.4381	88.0330	91.0681	401701.46
2021/12/6	5585922.00	5780398.50	5352887.00	5739481.00	4278551.61	474673.88	496555.97	444941.25	494574.78	3203131.13	91.1192	94.4149	85.1747	93.9837	391230.37
2021/12/7	5739390.50	5899211.50	5699269.50	5755790.50	3823202.50	494557.72	502990.31	484296.03	489872.75	2539152.33	94.0750	96.0605	91.6692	92.9313	308805.56
2021/12/8	5752108.00	5825451.50	5549834.00	5741637.50	3237714.63	489488.22	506951.22	481913.38	504688.38	2126400.06	92.8121	100.6480	91.4495	98.1451	348484.95
2021/12/9	5735417.50	5777111.00	5332679.00	5407997.00	3358274.21	503968.44	509780.31	462734.00	467358.09	2529306.64	98.0127	105.6709	94.8584	97.7040	516818.51
2021/12/10	5404596.00	5684089.50	5331781.50	5356681.50	3511080.06	466651.66	480399.09	441948.31	443164.78	3176434.53	97.6760	100.1826	90.2916	90.8324	370439.56
2021/12/11	5359100.00	5608314.00	5322557.50	5597461.50	2922854.69	443297.63	464426.06	436084.84	463156.47	2169416.72	90.9417	95.7406	89.5045	95.1739	232520.62
2021/12/12	5596594.00	5751946.00	5525268.00	5686787.50	2490376.12	463197.19	472661.16	452792.59	469312.13	1595713.76	95.1095	97.1593	91.9867	95.5007	184805.20
2021/12/13	5688649.50	5698443.00	5208640.50	5308443.00	3653496.94	469528.53	470675.78	417715.09	429812.47	2725901.98	95.5040	96.0361	86.7627	88.9211	284976.14
2021/12/14	5305301.50	5508854.00	5272105.00	5301837.50	3939883.13	429653.03	439812.19	420281.94	426015.75	2711252.67	88.9103	92.8491	88.1384	90.5674	395573.96
2021/12/15	5502834.00	5640897.00	531386.50	5581279.50	4171039.61	439302.13	465918.03	417089.09	458675.97	3014685.34	92.3274	95.7843	88.7749	94.4465	352485.32
2021/12/16	5581706.50	5643353.50	5403315.50	5418103.00	3099555.72	458907.25	464742.56	449728.53	450411.75	2253557.23	94.4813	95.4966	91.4621	91.6437	247600.01
2021/12/17	5416773.50	5459174.50	5172005.00	5254038.50	3741648.57	450018.78	454221.69	420465.91	441169.41	2631848.78	91.6				

Date	日経平均(^N225)					CME日経平均先物ドル建て(NKD)					CME日経平均先物円建て(NIY)					USDJPY
	Open	High	Low	Close	Volume	Open	High	Low	Close	Volume	Open	High	Low	Close	Volume	
2021-12-23	28,693.52	28,798.37	28,640.15	28,798.37	435638200	28,720.0	28,935.0	28,635.0	28,865.0	2,825	28,765.0	28,765.0	28,765.0	28,765.0	0	114.44
2021-12-22	28,614.06	28,672.99	28,474.02	28,562.21	446534600	28,710.0	28,740.0	28,455.0	28,735.0	2,825	28,530.0	28,530.0	28,530.0	28,530.0	0	114.12
2021-12-21	28,309.60	28,533.74	28,226.43	28,517.59	557818000	28,280.0	28,720.0	28,230.0	28,700.0	2,445	28,485.0	28,485.0	28,485.0	28,485.0	0	114.08
2021-12-20	28,325.46	28,432.51	27,893.18	27,937.81	651767400	28,470.0	28,495.0	27,815.0	28,270.0	5,361	27,900.0	27,900.0	27,900.0	27,900.0	0	113.63
2021-12-17	28,893.67	28,904.94	28,507.56	28,545.68	844498000	28,850.0	28,920.0	28,400.0	28,490.0	3,700	28,505.0	28,505.0	28,505.0	28,505.0	0	113.75
2021-12-16	28,868.37	29,066.42	28,782.37	29,066.32	602662100	28,885.0	29,210.0	28,740.0	28,810.0	4,419	29,025.0	29,025.0	29,025.0	29,025.0	0	113.72
2021-12-15	28,393.87	28,515.25	28,393.87	28,459.72	558775700	28,325.0	28,945.0	28,300.0	28,925.0	3,733	28,415.0	28,415.0	28,415.0	28,415.0	0	114.05
2021-12-14	28,554.86	28,672.96	28,311.26	28,432.64	552497200	28,540.0	28,700.0	28,200.0	28,355.0	4,286	28,390.0	28,390.0	28,390.0	28,390.0	0	113.75
2021-12-13	28,705.26	28,793.32	28,593.45	28,640.49	535380800	28,625.0	28,830.0	28,475.0	28,510.0	3,710	28,595.0	28,595.0	28,595.0	28,595.0	0	113.58
2021-12-10	28,542.50	28,699.01	28,393.78	28,473.77	633615900	28,645.0	28,735.0	28,430.0	28,655.0	4,006	28,480.0	28,480.0	28,480.0	28,480.0	40	113.42
2021-12-09	28,827.32	28,908.29	28,725.47	28,725.47	543774000	28,880.0	28,940.0	28,570.0	28,635.0	4,290	28,900.0	28,940.0	28,575.0	28,625.0	0	113.47
2021-12-08	28,792.89	28,897.22	28,621.47	28,880.62	719881000	28,850.0	28,940.0	28,610.0	28,880.0	9,180	28,845.0	28,945.0	28,610.0	28,885.0	32,513	113.75
2021-12-07	28,138.82	28,617.71	27,961.66	28,455.60	782685100	28,105.0	28,870.0	27,960.0	28,820.0	14,320	28,090.0	28,865.0	27,955.0	28,815.0	51,555	113.57
2021-12-06	28,069.96	28,069.96	27,693.91	27,927.37	616864600	27,815.0	28,160.0	27,690.0	28,105.0	18,368	27,790.0	28,155.0	27,680.0	28,095.0	45,720	113.50
2021-12-03	27,841.05	28,029.57	27,589.74	28,029.57	719085400	28,010.0	28,180.0	27,580.0	27,790.0	9,214	28,040.0	28,175.0	27,570.0	27,790.0	50,976	112.77
2021-12-02	27,716.20	27,935.73	27,644.96	27,753.37	774195800	27,500.0	28,055.0	27,495.0	27,905.0	7,716	27,520.0	28,075.0	27,485.0	27,895.0	53,204	113.20
2021-12-01	27,866.73	28,106.24	27,594.01	27,935.62	808761700	27,735.0	28,240.0	27,410.0	27,430.0	7,889	27,745.0	28,230.0	27,405.0	27,420.0	52,906	112.83
2021-11-30	28,611.73	28,718.70	27,819.14	27,883.76	1406636200	28,455.0	28,720.0	27,390.0	27,675.0	10,385	28,445.0	28,710.0	27,375.0	27,675.0	71,931	113.19
2021-11-29	28,337.96	28,776.34	28,187.12	28,283.92	859116700	28,025.0	28,790.0	28,025.0	28,330.0	9,196	28,150.0	28,785.0	28,080.0	28,330.0	54,906	113.63
2021-11-26	29,324.47	29,332.99	28,606.57	28,751.62	728745800	29,450.0	29,585.0	28,030.0	28,170.0	12,082	29,440.0	29,580.0	28,020.0	28,155.0	77,339	113.25
2021-11-24	29,663.45	29,751.85	29,212.93	29,302.66	695303700	29,730.0	29,755.0	29,220.0	29,470.0	4,990	29,705.0	29,745.0	29,205.0	29,460.0	30,110	115.43
2021-11-22	29,618.55	29,804.24	29,542.29	29,774.11	587707900	29,655.0	29,920.0	29,540.0	29,685.0	3,236	29,640.0	29,915.0	29,530.0	29,675.0	27,790	114.85
2021-11-19	29,641.05	29,768.54	29,593.26	29,745.87	655733600	29,625.0	29,795.0	29,485.0	29,630.0	6,282	29,600.0	29,785.0	29,475.0	29,625.0	34,804	114.00
2021-11-18	29,597.93	29,715.67	29,403.40	29,598.66	654090200	29,560.0	29,730.0	29,390.0	29,625.0	4,432	29,550.0	29,715.0	29,380.0	29,610.0	22,380	114.26
2021-11-17	29,906.68	29,908.59	29,623.79	29,688.33	639044800	29,670.0	29,935.0	29,500.0	29,570.0	2,655	29,835.0	29,925.0	29,485.0	29,560.0	22,999	114.16
2021-11-16	29,749.71	29,958.66	29,681.25	29,808.12	619847600	29,755.0	29,980.0	29,690.0	29,840.0	2,158	29,740.0	29,965.0	29,680.0	29,825.0	20,623	114.84
2021-11-15	29,609.97	29,661.88	29,609.97	29,776.80	604251200	29,735.0	29,870.0	29,660.0	29,735.0	1,887	29,760.0	29,860.0	29,645.0	29,720.0	18,135	114.14
2021-11-12	29,381.45	29,660.78	29,277.86	29,609.97	684045500	29,425.0	29,770.0	29,390.0	29,725.0	2,737	29,435.0	29,760.0	29,375.0	29,710.0	24,068	113.88
2021-11-11	29,093.16	29,331.74	29,081.72	29,277.86	605676800	29,045.0	29,490.0	28,990.0	29,435.0	2,830	29,280.0	29,280.0	29,280.0	29,280.0	20,337	114.06
2021-11-10	29,207.70	29,289.22	29,080.52	29,106.78	638903500	29,255.0	29,390.0	29,010.0	29,095.0	3,578	29,105.0	29,105.0	29,105.0	29,105.0	0	113.90
2021-11-09	29,557.55	29,750.38	29,240.31	29,285.46	650448400	29,715.0	29,820.0	29,195.0	29,300.0	4,966	29,280.0	29,280.0	29,280.0	29,280.0	0	112.90
2021-11-08	29,735.45	29,735.45	29,507.05	29,507.05	683466600	29,690.0	29,850.0	29,455.0	29,705.0	3,488	29,500.0	29,500.0	29,500.0	29,500.0	0	113.26
2021-11-05	29,840.73	29,840.73	29,505.42	29,611.57	735077300	29,750.0	29,850.0	29,520.0	29,720.0	4,267	29,600.0	29,600.0	29,600.0	29,600.0	0	113.40
2021-11-04	29,859.74	29,880.81	29,718.78	29,794.37	903998300	29,800.0	29,970.0	29,610.0	29,790.0	3,634	29,785.0	29,785.0	29,785.0	29,785.0	0	113.82
2021-11-02	29,462.40	29,599.39	29,457.18	29,520.90	711160900	29,540.0	29,610.0	29,430.0	29,520.0	3,325	29,505.0	29,505.0	29,505.0	29,505.0	0	113.97
2021-11-01	29,330.68	29,664.59	29,271.03	29,647.08	767309500	29,175.0	29,680.0	29,175.0	29,590.0	5,607	29,630.0	29,630.0	29,630.0	29,630.0	0	114.05
2021-10-29	28,819.16	29,000.24	28,475.06	28,892.69	1044784500	28,900.0	29,075.0	28,485.0	29,005.0	4,962	28,875.0	28,875.0	28,875.0	28,875.0	0	113.98
2021-10-28	28,871.61	28,894.52	28,700.79	28,820.09	1428089200	28,730.0	28,940.0	28,690.0	28,925.0	3,422	28,800.0	28,800.0	28,800.0	28,800.0	0	113.57
2021-10-27	29,056.01	29,139.22	28,870.25	29,098.24	705990000	28,955.0	29,155.0	28,645.0	28,665.0	5,740	29,075.0	29,075.0	29,075.0	29,075.0	0	113.82
2021-10-26	28,927.61	29,160.76	28,895.79	29,106.01	727762800	28,840.0	29,270.0	28,810.0	28,995.0	5,192	29,080.0	29,080.0	29,080.0	29,080.0	0	114.15
2021-10-25	28,527.13	28,666.20	28,473.26	28,600.41	626679600	28,730.0	28,905.0	28,395.0	28,835.0	4,805	28,575.0	28,575.0	28,575.0	28,575.0	0	113.71
2021-10-22	28,578.53	28,989.50	28,547.24	28,804.85	602059200	28,565.0	29,010.0	28,450.0	28,755.0	5,877	28,775.0	28,775.0	28,775.0	28,775.0	0	113.44
2021-10-21	29,152.74	29,220.72	28,689.05	28,689.05	591458200	29,325.0	29,345.0	28,445.0	28,645.0	7,938	28,675.0	28,675.0	28,675.0	28,675.0	0	114.01
2021-10-20	29,385.95	29,489.11	29,222.32	29,255.55	661082500	29,360.0	29,510.0	29,225.0	29,325.0	3,220	29,220.0	29,220.0	29,220.0	29,220.0	0	114.34
2021-10-19	29,117.28	29,272.49	29,076.34	29,215.52	576447900	29,100.0	29,430.0	29,025.0	29,415.0	4,254	29,180.0	29,180.0	29,180.0	29,180.0	0	114.38
2021-10-18	29,093.82	29,144.33	28,925.32	29,025.46	625648900	29,245.0	29,310.0	28,880.0	29,105.0	3,246	28,990.0	28,990.0	28,990.0	28,990.0	0	114.32
2021-10-15	28,787.26	29,082.35	28,726.22	29,068.63	663478700	28,835.0	29,280.0	28,755.0	29,205.0	4,373	29,025.0	29,025.0	29,025.0	29,025.0	0	114.21
2021-10-12	28,458.88	28,468.88	28,166.38	28,230.61	663191200	28,455.0	28,520.0	27,995.0	28,195.0	6,858	28,185.0	28,185.0	28,185.0	28,185.0	0	113.61
2021-10-11	27,977.57	28,581.36	27,899.66	28,498.20	722981600	28,120.0	28,810.0	27,915.0	28,505.0	6,316	28,450.0	28,450.0	28,450.0	28,450.0	0	113.33
2021-10-08	28,031.37	28,319.42	28,020.44	28,048.94	826656700	28,100.0	28,355.0	28,025.0	28,100.0	5,203	28,000.0	28,000.0	28,000.0	28,000.0	0	112.21
2021-10-07	27,911.36	28,015.11	27,641.13	27,678.21	795512000	27,730.0	28,180.0	27,600.0	28,075.0	9,350	27,680.0	27,680.0	27,680.0	27,680.0	0	111.62
2021-10-06	28,033.91	28,209.82	27,293.62	27,528.87	1001882800	28,260.0	28,275.0	27,020.0	27,765.0	21,133	28,150.0	28,150.0	27,525.0	27,525.0	3	111.42
2021-10-05	28,050.39	28,058.67	27,460.66	27,822.12	881941200	27,920.0	28,320.0	27,495.0	28,215.0	10,883	27,585.0	28,000.0	27,575.0	28,000.0	9	111.48
2021-10-04	29,044.47	29,044.47	28,344.77	28,444.89	764007300	29,125.0	29,245.0	27,690.0	27,935.0	16,113	28,440.0	28,440.0	28,440.0	28,440.0	12	110.92
2021-09-30	29,569.19	29,622.27	29,311.34	29,452.66	990270300	29,805.0	2									

DATE	N225		DOW		S&P500		OIL		GOLD		香港ハンセン指数	
	Close	8/5=100%	Close	8/5=100%	Close	8/5=100%	Close	8/5=100%	Close	8/5=100%	Close	8/5=100%
2021/12/23	28798	103.86%	35951	102.53%	4725.79	106.70%	73.79	106.80%	1808.57	100.23%	23193.64	88.51%
2021/12/22	28562	103.01%	35754	101.97%	4696.56	106.04%	72.76	105.31%	1803.66	99.96%	23102.33	88.16%
2021/12/21	28518	102.85%	35493	101.22%	4649.23	104.97%	71.12	102.94%	1788.97	99.15%	22971.33	87.66%
2021/12/20	27938	100.76%	34932	99.62%	4568.02	103.14%	68.23	98.76%	1790.90	99.25%	22744.86	86.80%
2021/12/17	28546	102.95%	35365	100.86%	4620.64	104.32%	70.86	102.56%	1796.14	99.54%	23192.63	88.51%
2021/12/16	29066	104.83%	35898	102.38%	4668.67	105.41%	72.38	104.76%	1799.23	99.72%	23475.50	89.59%
2021/12/15	28460	102.64%	35927	102.46%	4709.85	106.34%	70.87	102.58%	1777.13	98.49%	23420.76	89.38%
2021/12/14	28433	102.54%	35544	101.37%	4634.09	104.63%	70.73	102.37%	1770.70	98.13%	23635.95	90.20%
2021/12/13	28640	103.29%	35651	101.67%	4668.97	105.42%	71.29	103.18%	1786.68	99.02%	23954.58	91.41%
2021/12/10	28438	102.56%	35971	102.59%	4712.02	106.39%	71.67	103.73%	1782.90	98.81%	23995.72	91.57%
2021/12/9	28725	103.60%	35755	101.97%	4667.45	105.38%	70.94	102.68%	1775.17	98.38%	24254.86	92.56%
2021/12/8	28861	104.08%	35755	101.97%	4701.21	106.14%	72.36	104.73%	1783.09	98.82%	23996.87	91.57%
2021/12/7	28456	102.62%	35719	101.87%	4686.75	105.82%	72.05	104.28%	1784.17	98.88%	23983.66	91.52%
2021/12/6	27927	100.72%	35227	100.46%	4591.67	103.67%	69.49	100.58%	1778.48	98.57%	23349.38	89.10%
2021/12/3	28030	101.09%	34580	98.62%	4538.43	102.47%	66.26	95.90%	1782.96	98.81%	23766.69	90.70%
2021/12/2	27753	100.09%	34640	98.79%	4577.11	103.34%	66.50	96.25%	1768.30	98.00%	23788.93	90.78%
2021/12/1	27936	100.75%	34022	97.03%	4513.04	101.90%	65.57	94.91%	1781.87	98.75%	23658.92	90.29%
2021/11/30	27822	100.34%	34484	98.34%	4567	103.11%	66.18	95.79%	1774.96	98.37%	23475.26	89.58%
2021/11/29	28284	102.00%	35136	100.20%	4655.27	105.11%	69.95	101.24%	1784.71	98.91%	23852.24	91.02%
2021/11/26	28752	103.69%	34899	99.53%	4594.62	103.74%	68.15	98.64%	1791.88	99.31%	24080.52	91.89%
2021/11/24	29303	105.68%	35804	102.11%	4701.46	106.15%	78.39	113.46%	1788.64	99.13%	24685.50	94.20%
2021/11/22	29774	107.38%	35619	101.58%	4682.94	105.73%	76.75	111.09%	1804.80	100.02%	24951.34	95.22%
2021/11/19	29746	107.28%	35602	101.53%	4697.96	106.07%	76.10	110.15%	1846.97	102.36%	25049.97	95.59%
2021/11/18	29599	106.75%	35871	102.30%	4704.54	106.22%	79.01	114.36%	1858.91	103.02%	25319.72	96.62%
2021/11/17	29688	107.07%	35931	102.47%	4688.67	105.86%	78.36	113.42%	1867.43	103.50%	25650.08	97.88%
2021/11/16	29808	107.50%	36142	103.07%	4700.9	106.14%	80.76	116.89%	1850.43	102.55%	25713.78	98.13%
2021/11/15	29777	107.39%	36087	102.92%	4682.8	105.73%	80.88	117.06%	1862.80	103.24%	25390.91	96.89%
2021/11/12	29610	106.79%	36100	102.95%	4682.85	105.73%	80.79	116.93%	1866.08	103.42%	25327.97	96.65%
2021/11/11	29278	105.59%	35921	102.44%	4649.27	104.97%	81.59	118.09%	1862.00	103.19%	25247.99	96.35%
2021/11/10	29107	104.97%	36080	102.90%	4646.71	104.91%	81.34	117.73%	1849.36	102.49%	24966.14	95.39%
2021/11/9	29285	105.62%	36320	103.58%	4685.25	105.78%	84.15	121.80%	1831.83	101.52%	24813.13	94.66%
2021/11/8	29507	106.42%	36432	103.90%	4701.7	106.15%	81.93	118.58%	1824.32	101.11%	24763.77	94.50%
2021/11/5	29612	106.79%	36328	103.60%	4697.53	106.06%	81.27	117.63%	1818.22	100.77%	24870.51	94.91%
2021/11/4	29794	107.45%	36124	103.02%	4680.06	105.67%	78.81	114.07%	1791.43	99.28%	25225.19	96.26%
2021/11/2	29521	106.47%	36053	102.82%	4630.65	104.55%	83.91	121.45%	1787.09	99.04%	25099.67	95.78%
2021/11/1	29647	106.92%	35914	102.42%	4613.67	104.17%	84.05	121.65%	1791.87	99.31%	25154.32	95.99%
2021/10/29	28893	104.20%	35820	102.15%	4605.38	103.98%	83.57	120.96%	1782.82	98.81%	25377.24	96.84%
2021/10/28	28820	103.94%	35730	101.90%	4596.42	103.78%	82.81	119.86%	1798.86	99.70%	25555.73	97.52%
2021/10/27	29098	104.94%	35491	101.22%	4551.68	102.77%	82.66	119.64%	1797.00	99.59%	25628.74	97.80%
2021/10/26	29106	104.97%	35757	101.98%	4574.79	103.29%	84.65	122.52%	1792.85	99.36%	26038.27	99.36%
2021/10/25	28600	103.15%	35741	101.93%	4566.48	103.10%	83.76	121.23%	1807.73	100.19%	26132.03	99.72%
2021/10/22	28805	103.88%	35677	101.75%	4544.9	102.61%	83.76	121.23%	1794.13	99.43%	26126.93	99.70%
2021/10/21	28709	103.54%	35603	101.54%	4549.78	102.72%	82.50	119.41%	1782.83	98.81%	26017.53	99.29%
2021/10/20	29256	105.51%	35609	101.55%	4536.19	102.42%	83.87	121.39%	1782.04	98.76%	26136.02	99.74%
2021/10/19	29216	105.36%	35457	101.12%	4519.63	102.04%	82.96	120.08%	1769.54	98.07%	25787.21	98.41%
2021/10/18	29025	104.68%	35259	100.55%	4486.46	101.30%	82.44	119.32%	1764.87	97.81%	25409.75	96.97%
2021/10/15	29069	104.83%	35295	100.66%	4471.37	100.95%	82.28	119.09%	1768.33	98.00%	25330.96	96.67%
2021/10/12	28231	101.81%	34378	98.04%	4350.65	98.23%	80.64	116.72%	1760.11	97.55%	24962.59	95.26%
2021/10/11	28498	102.78%	34496	98.38%	4361.19	98.47%	80.52	116.54%	1754.20	97.22%	25325.09	96.64%
2021/10/8	28049	101.16%	34746	99.09%	4391.34	99.15%	79.35	114.85%	1756.88	97.37%	24837.85	94.78%
2021/10/7	27678	99.82%	34755	99.12%	4399.76	99.34%	78.30	113.33%	1755.17	97.27%	24701.73	94.26%
2021/10/6	27529	99.28%	34417	98.15%	4363.55	98.52%	77.43	112.07%	1762.65	97.69%	23966.49	91.46%
2021/10/5	27822	100.34%	34315	97.86%	4345.72	98.12%	78.93	114.24%	1759.96	97.54%	24104.15	91.98%
2021/10/4	28445	102.58%	34003	96.97%	4300.46	97.10%	77.62	112.35%	1769.44	98.06%	24036.37	91.73%
2021/9/30	29453	106.22%	33844	96.52%	4307.54	97.26%	75.03	108.60%	1756.90	97.37%	24575.64	93.78%
2021/9/29	29544	106.55%	34391	98.08%	4359.46	98.43%	74.83	108.31%	1726.35	95.68%	24663.50	94.12%
2021/9/28	30184	108.86%	34300	97.82%	4352.63	98.27%	75.29	108.97%	1733.93	96.10%	24500.39	93.50%
2021/9/27	30240	109.06%	34869	99.44%	4443.11	100.32%	75.45	109.21%	1750.09	96.99%	24208.78	92.38%
2021/9/24	30249	109.09%	34798	99.24%	4455.48	100.60%	73.98	107.08%	1746.72	96.81%	24192.16	92.32%
2021/9/21	29840	107.62%	33920	96.74%	4354.19	98.31%	70.56	102.13%	1774.19	98.33%	24221.54	92.43%
2021/9/17	30500	110.00%	34585	98.63%	4432.99	100.09%	71.97	104.17%	1751.65	97.08%	24920.76	95.10%
2021/9/16	30323	109.36%	34751	99.11%	4473.75	101.01%	72.61	105.09%	1753.41	97.18%	24667.85	94.14%
2021/9/15	30512	110.04%	34814	99.29%	4480.7	101.17%	72.61	105.09%	1793.78	99.41%	25033.21	95.53%
2021/9/14	30670	110.61%	34578	98.61%	4443.05	100.31%	70.46	101.98%	1804.61	100.01%	25052.23	97.32%
2021/9/13	30447	109.81%	34870	99.44%	4468.73	100.89%	70.45	101.97%	1793.63	99.41%	25813.81	98.51%
2021/9/10	30382	109.57%	34608	98.70%	4458.58	100.67%	69.72	100.91%	1787.90	99.09%	26205.91	100.00%
2021/9/9	30008	108.22%	34879	99.47%	4493.28	101.45%	68.14	98.62%	1794.50	99.45%	25716.00	98.14%
2021/9/8	30181	108.85%	35031	99.91%	4514.07	101.92%	69.30	100.30%	1789.23	99.16%	26320.93	100.44%
2021/9/7	29916	107.89%	35100	100.10%	4520.03	102.05%	68.35	98.93%	1794.40	99.45%	26353.63	100.57%
2021/9/3	29128	105.05%	35369	100.87%	4535.43	102.40%	69.29	100.29%	1828.65	101.35%	25901.99	98.84%
2021/9/2	28544	102.94%	35444	101.08%	4536.95	102.44%	69.99	101.30%	1809.57	100.29%	26090.43	99.56%
2021/9/1	28451	102.61%	35313	100.71%	4524.09	102.14%	68.59	99.28%	1813.83	100.53%	26028.29	99.33%
2021/8/31	28090	101.30%	35361	100.85%	4522.68	102.11%	68.50	99.15%	1813.47	100.51%	25878.99	98.76%
2021/8/30	27789	100.22%	35400	100.96%	4528.79	102.25%	69.21	100.17%	1810.16	100.32%	25539.54	97.46%
2021/8/27	27641	99.69%	35456	101.12%	4509.37	101.81%	68.74	99.49%	1818.45	100.78%	25407.89	96.96%
2021/8/26	27742	100.05%	35213	100.42%	4470	100.92%	67.42	97.58%	1792.09	99.32%	25415.69	96.99%
2021/8/25	27725	99.99%	35406	100.97%	4496.19	101.51%	68.36	98.94%	1790.90	99.25%	25693.95	98.05%
2021/8/24	27732	100.01%	35366	100.86%	4486.23	101.29%	67.54	97.76%	1802.95	99.92%	25727.92	98.18%
2021/8/23	27494	99.16%	35336	100.77%	4479.53	101.14%	65.64	95.01%	1805.50	100.06%	25109.59	95.82%
2021/8/20	27013	97.42%	35120	100.16%	4441.67	100.28%	62.32	90.20%	1782.18	98.77%	24849.72	94.83%
2021/8/19	27281	98.39%	34894	99.51%	4405.8	99.47%	63.69	92.18%	1780.13	98.66%	25316.33	96

過去5日及び過去4週の4本値と各種ピボット

2021/12/20 ~ 2021/12/24

USD/JPY						Demark								Pivot					Fibonacci Zone											
当日のOHLCLから計算される翌日の						TD Range Projection								TD pivot points																
日足	Open	High	Low	Close	値幅/日	引け形態	真の高値	真の安値	予想高値	予想安値	予想高値	予想安値	StopLoss	Support	Pivot	Resistance	StopLoss	3-days AVG	Support Zone 2	Support Zone 1	BP	Resistance Zone 1	Resistance Zone 2							
													LBOP	S2	S1	PP	R1	R2	HBOP											
2021/12/20	113.69	114.52	113.33	114.35	119p	陽線引け	114.52	113.33	115.03	113.84	115.03	113.84	112.43	112.88	113.61	114.06	114.80	115.25	115.99	113.73	Bull	112.42	~ 112.88	113.33	~ 113.47	114.06	114.66	~ 114.80	115.25	~ 115.70

EUR/JPY						Demark								Pivot					Fibonacci Zone									
当日のOHLCLから計算される翌日の						TD Range Projection								TD pivot points														
日足	Open	High	Low	Close	値幅/日	引け形態	真の高値	真の安値	予想高値	予想安値	予想高値	予想安値	StopLoss	Support	Pivot	Resistance	StopLoss	3-days AVG	Support Zone 2	Support Zone 1	BP	Resistance Zone 1	Resistance Zone 2					
													LBOP	S2	S1	PP	R1	R2	HBOP									
2021/12/20	127.76	128.31	127.52	129.37	224p	陽線引け	129.76	127.52	130.68	128.45	130.68	128.45	125.77	126.65	128.01	128.88	130.25	131.12	132.48	128.54	Bull	125.79	~ 126.65	127.50	~ 127.77	128.88	130.00	~ 130.97

EUR/USD						Demark								Pivot					Fibonacci Zone					
当日のOHLCLから計算される翌日の						TD Range Projection								TD pivot points										
日足	Open	High	Low	Close	値幅/日	引け形態	真の高値	真の安値	予想高値	予想安値	予想高値	予想安値	StopLoss	Support	Pivot	Resistance	StopLoss	3-days AVG	Support Zone 2	Support Zone 1	BP	Resistance Zone 1	Resistance Zone 2	
													LBOP	S2	S1	PP	R1	R2	HBOP					
2021/12/20	1.1237	1.1304	1.1235	1.1279	69p	陽線引け	1.1303	1.1261	1.1313	1.1271	1.1313	1.1271	1.1173	1.1204	1.1241	1.1273	1.1310	1.1344	1.1379					

GBP/JPY						Demark								Pivot					Fibonacci Zone									
当日のOHLCLから計算される翌日の						TD Range Projection								TD pivot points														
日足	Open	High	Low	Close	値幅/日	引け形態	真の高値	真の安値	予想高値	予想安値	予想高値	予想安値	StopLoss	Support	Pivot	Resistance	StopLoss	3-days AVG	Support Zone 2	Support Zone 1	BP	Resistance Zone 1	Resistance Zone 2					
													LBOP	S2	S1	PP	R1	R2	HBOP									
2021/12/20	150.51	153.71	149.54	153.22	418p	陽線引け	153.71	149.54	155.55	151.38	155.55	151.38	146.42	147.98	150.60	152.15	154.77	156.33	158.95	151.16	Bull	146.38	~ 147.98	149.57	~ 150.07	152.15	154.24	~ 154.74

GBP/USD						Demark								Pivot					Fibonacci Zone									
当日のOHLCLから計算される翌日の						TD Range Projection								TD pivot points														
日足	Open	High	Low	Close	値幅/日	引け形態	真の高値	真の安値	予想高値	予想安値	予想高値	予想安値	StopLoss	Support	Pivot	Resistance	StopLoss	3-days AVG	Support Zone 2	Support Zone 1	BP	Resistance Zone 1	Resistance Zone 2					
													LBOP	S2	S1	PP	R1	R2	HBOP									
2021/12/20	1.3237	1.3437	1.3174	1.3399	264p	陽線引け	1.3437	1.3174	1.3550	1.3286	1.3550	1.3286	1.2972	1.3073	1.3236	1.3337	1.3500	1.3600	1.3763	1.3280	Bull	1.2972	~ 1.3073	1.3174	~ 1.3205	1.3337	1.3469	~ 1.3500

IMM扱い8通貨/ダウ/日経/金/オイル/主要クロス円の過去5日及び過去5週の4本値

AUDUSD					CADUSD					CHFUSD				
Date	Open	High	Low	Close	Date	Open	High	Low	Close	Date	Open	High	Low	Close
2021/12/24	0.7239	0.7245	0.7218	0.7223	2021/12/24	0.7807	0.7821	0.7792	0.7806	2021/12/24	1.0890	1.0906	1.0872	1.0884
2021/12/23	0.7208	0.7252	0.7196	0.7239	2021/12/23	0.7786	0.7814	0.7780	0.7807	2021/12/23	1.0870	1.0898	1.0847	1.0890
2021/12/22	0.7151	0.7220	0.7121	0.7204	2021/12/22	0.7742	0.7793	0.7737	0.7786	2021/12/22	1.0824	1.0881	1.0808	1.0870
2021/12/21	0.7105	0.7158	0.7099	0.7150	2021/12/21	0.7727	0.7745	0.7724	0.7743	2021/12/21	1.0850	1.0875	1.0806	1.0824
2021/12/20	0.7129	0.7130	0.7083	0.7105	2021/12/20	0.7760	0.7762	0.7714	0.7727	2021/12/20	1.0817	1.0878	1.0810	1.0849

CNYUSD					EURUSD					GBPUSD				
Date	Open	High	Low	Close	Date	Open	High	Low	Close	Date	Open	High	Low	Close
2021/12/24	0.1568	0.1569	0.1568	0.1569	2021/12/24	1.1329	1.1344	1.1307	1.1314	2021/12/24	1.3410	1.3422	1.3388	1.3399
2021/12/23	0.1568	0.1569	0.1568	0.1569	2021/12/23	1.1325	1.1342	1.1291	1.1329	2021/12/23	1.3352	1.3437	1.3343	1.3410
2021/12/22	0.1568	0.1569	0.1567	0.1568	2021/12/22	1.1281	1.1342	1.1264	1.1324	2021/12/22	1.3267	1.3363	1.3241	1.3352
2021/12/21	0.1566	0.1569	0.1566	0.1568	2021/12/21	1.1278	1.1303	1.1261	1.1281	2021/12/21	1.3208	1.3271	1.3198	1.3268
2021/12/20	0.1566	0.1566	0.1565	0.1566	2021/12/20	1.1237	1.1304	1.1235	1.1279	2021/12/20	1.3237	1.3245	1.3174	1.3208

JPYUSD					MXNUSD					NZDUSD				
Date	Open	High	Low	Close	Date	Open	High	Low	Close	Date	Open	High	Low	Close
2021/12/24	0.8738	0.8749	0.8733	0.8745	2021/12/24	4.8439	4.8584	4.8402	4.8500	2021/12/24	0.6824	0.6838	0.6806	0.6824
2021/12/23	0.8763	0.8764	0.8736	0.8738	2021/12/23	4.8250	4.8484	4.8224	4.8439	2021/12/23	0.6805	0.6841	0.6796	0.6824
2021/12/22	0.8766	0.8776	0.8744	0.8763	2021/12/22	4.8041	4.8304	4.7941	4.8250	2021/12/22	0.6768	0.6822	0.6740	0.6806
2021/12/21	0.8801	0.8806	0.8755	0.8766	2021/12/21	4.8170	4.8280	4.7950	4.8041	2021/12/21	0.6708	0.6774	0.6704	0.6768
2021/12/20	0.8795	0.8824	0.8793	0.8801	2021/12/20	4.8095	4.8302	4.7725	4.8170	2021/12/20	0.6733	0.6741	0.6702	0.6709

Nikkei 225 -Japan (NIX)					出来高	
Date	Open	High	Low	Close	(ドル建て終値)	出来高
2021/12/24	28836.05	28870.13	28773.50	28782.59	251.71	0 744622500
2021/12/23	28693.52	28798.37	28640.15	28798.37	251.65	435638200 810420300
2021/12/22	28614.06	28672.99	28474.02	28562.21	250.29	446534600 871591200
2021/12/21	28309.60	28533.74	28226.43	28517.59	249.98	557818000 1011645500
2021/12/20	28325.46	28432.51	27893.18	27937.81	245.87	651767400 1138628900
週4本値	28325.46	28870.13	27893.18	28782.59	251.71	(N225銘柄計) (東証一部全体計)

XAUUSD					
Date	Open	High	Low	Close	出来高
2021/12/24	1808.69	1826.44	1803.11	1808.95	0
2021/12/23	1803.94	1810.70	1799.02	1808.57	
2021/12/22	1788.70	1805.03	1786.02	1803.66	
2021/12/21	1791.56	1800.42	1784.95	1788.97	
2021/12/20	1800.04	1804.17	1787.18	1790.90	
週4本値	1800.04	1826.44	1784.95	1808.95	

Dow Jones Industrial - USA (DJIA)					5営業日以内に休業日あり	
Date	Open	High	Low	Close	出来高	出来高
2021/12/23	35782.42	36060.99	35782.42	35950.56	247420000	
2021/12/22	35491.71	35764.67	35433.13	35753.89	281930000	
2021/12/21	35069.50	35508.96	35069.50	35492.70	346080000	
2021/12/20	35222.12	35222.12	34665.50	34932.16	386590000	
2021/12/17	35800.11	35800.11	35284.26	35365.44	750480000	
週4本値	35800.11	36060.99	34665.50	35950.56		

Historical Data by

 Arrangement by
<https://fx.najirane.com>

Crude Light Oil					
Date	Open	High	Low	Close	出来高
2021/12/24	0.00	0.00	0.00	0.00	0
2021/12/23	73.03	73.95	72.27	73.79	306709
2021/12/22	71.27	73.16	70.80	72.76	306709
2021/12/21	69.21	71.55	68.56	71.12	358779
2021/12/20	70.07	70.07	66.04	68.23	492217
週4本値	70.07	73.95	0.00	0.00	

USDJPY					EURJPY					GBPJPY				
日付	始値	高値	安値	終値	日付	始値	高値	安値	終値	日付	始値	高値	安値	終値
2021/12/24	114.44	114.52	114.30	114.35	2021/12/24	129.65	129.76	129.32	129.37	2021/12/24	153.46	153.58	153.11	153.22
2021/12/23	114.12	114.47	114.10	114.44	2021/12/23	129.24	129.73	129.06	129.65	2021/12/23	152.37	153.71	152.31	153.46
2021/12/22	114.08	114.37	113.95	114.12	2021/12/22	128.69	129.51	128.57	129.23	2021/12/22	151.35	152.59	151.11	152.37
2021/12/21	113.63	114.22	113.56	114.08	2021/12/21	128.16	128.83	128.06	128.69	2021/12/21	150.08	151.42	149.92	151.36
2021/12/20	113.69	113.73	113.33	113.63	2021/12/20	127.76	128.31	127.52	128.17	2021/12/20	150.51	150.53	149.54	150.08

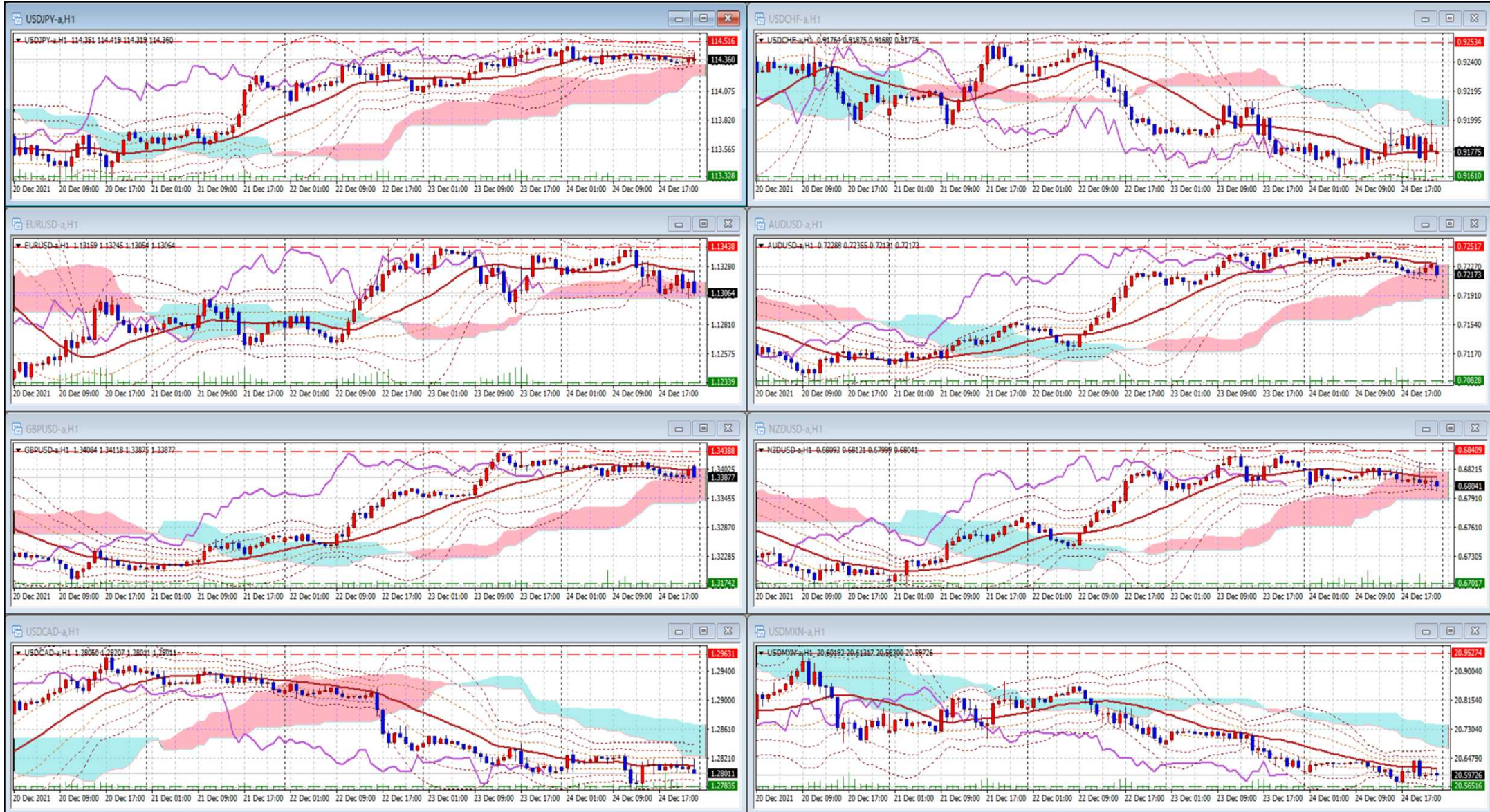
USDJPY Weekly					EURJPY Weekly					GBPJPY Weekly				
日付	始値	高値	安値	終値	日付	始値	高値	安値	終値	日付	始値	高値	安値	終値
2021/12/24	113.69	114.52	113.33	114.35	2021/12/24	127.76	129.76	127.52	129.37	2021/12/24	150.51	153.71	149.54	153.22
2021/12/17	113.43	114.26	113.15	113.75	2021/12/17	128.31	129.64	127.82	127.82	2021/12/17	150.38	152.64	149.77	150.55
2021/12/10	112.90	113.95	112.86	113.42	2021/12/10	127.68	129.10	127.52	128.36	2021/12/10	149.48	151.13	149.36	150.50
2021/12/03	113.50	113.95	112.54	112.77	2021/12/03	128.19	128.79	127.39	127.54	2021/12/03	151.26	151.91	148.98	149.31
2021/11/26	114.03	115.52	113.05	113.25	2021/11/26	128.67	129.60	127.80	128.24	2021/11/26	153.31	154.22	150.73	151.23

先週のIMM取り扱い対ドル8通貨チャート

※ 赤点線は適量高値/青天線は適量安値、BB中心線はSMA21

2021/12/20 ~ 2021/12/24

Chart by OANDA Japan MetaTrader4



Pivot Maker Ver 3.0 by FX_勝てば官軍?

<https://fx.najirane.com>