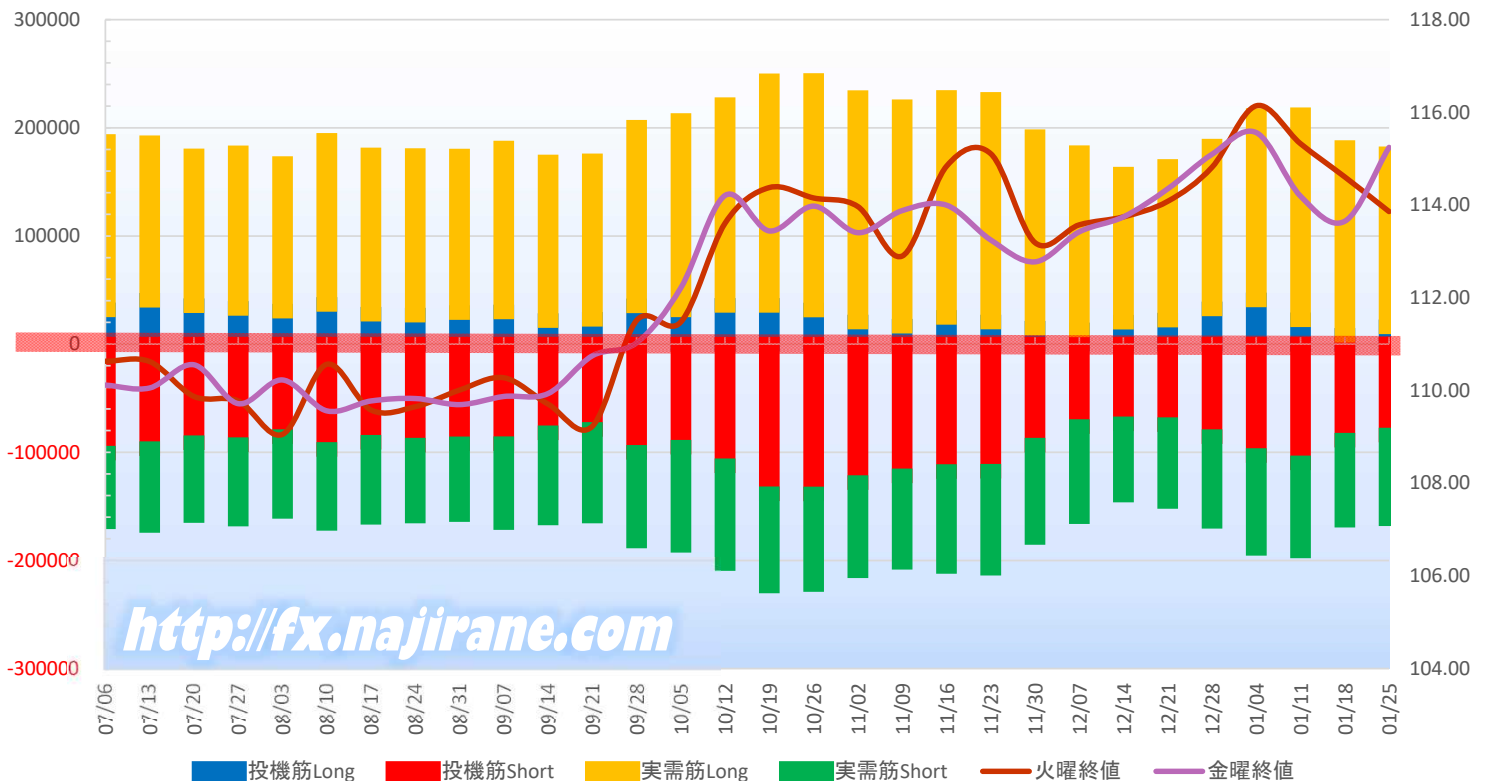


**JAPANESE YEN - CHICAGO MERCANTILE EXCHANGE
FUTURES ONLY POSITIONS**

Code-097741
2022/01/28 公表値

Date	投機筋集計				実需筋集計				投機筋+実需筋合計				ドル円終値	
	円買い	円売り	売り越し	売買計	円買い	円売り	売り越し	売買計	円買い	円売り	売り越し	売買計	火曜締め	金曜締め
2022/01/25	15866	84139	68273	100005	160178	77315	-82863	237493	176044	161454	-14590	337498	113.86	115.25
2022/01/18	8002	88881	80879	96883	173701	73961	-99740	247662	181703	162842	-18861	344545	114.61	113.65
2022/01/11	22364	109889	87525	132253	189708	81316	-108392	271024	212072	191205	-20867	403277	115.32	114.19
2022/01/04	40816	103078	62262	143894	170537	85793	-84744	256330	211353	188871	-22482	400224	116.14	115.56
2021/12/28	32475	85577	53102	118052	150647	78283	-72364	228930	183122	163860	-19262	346982	114.81	115.10
2021/12/21	22191	74477	52286	96668	142161	71002	-71159	213163	164352	145479	-18873	309831	114.08	114.35
2021/12/14	20231	73754	53523	93985	136938	65878	-71060	202816	157169	139632	-17537	296801	113.75	113.75
2021/12/07	13148	76229	63081	89377	163847	83350	-80497	247197	176995	159579	-17416	336574	113.57	113.42
2021/11/30	14585	93451	78866	108036	177285	85252	-92033	262537	191870	178703	-13167	370573	113.19	112.77
2021/11/23	20285	117538	97253	137823	205923	89698	-116225	295621	226208	207236	-18972	433444	115.11	113.25
2021/11/16	24635	117761	93126	142396	203468	87710	-115758	291178	228103	205471	-22632	433574	114.84	114.00
2021/11/09	16440	121791	105351	138231	203044	79845	-123199	282889	219484	201636	-17848	421120	112.90	113.88
2021/11/02	20337	127961	107624	148298	207612	81607	-126005	289219	227949	209568	-18381	437517	113.97	113.40
2021/10/26	31487	138523	107036	170010	212303	83757	-128546	296060	243790	222280	-21510	466070	114.15	113.98
2021/10/19	35713	138447	102734	174160	207735	85095	-122640	292830	243448	223542	-19906	466990	114.38	113.44
2021/10/12	35810	112444	76634	148254	185560	90468	-95092	276028	221370	202912	-18458	424282	113.61	114.21
2021/10/05	31569	95263	63694	126832	175160	90697	-84463	265857	206729	185960	-20769	392689	111.48	112.21
2021/09/28	35328	100088	64760	135416	165246	81967	-83279	247213	200574	182055	-18519	382629	111.51	111.03
2021/09/21	22844	78915	56071	101759	146680	80086	-66594	226766	169524	159001	-10523	328525	109.23	110.75
2021/09/14	21728	82023	60295	103751	146716	78681	-68035	225397	168444	160704	-7740	329148	109.70	109.93
2021/09/07	29704	92029	62325	121733	151585	73003	-78582	224588	181289	165032	-16257	346321	110.27	109.87
2021/08/31	29030	92160	63130	121190	144849	65434	-79415	210283	173879	157594	-16285	331473	110.01	109.69
2021/08/24	26763	93434	66671	120197	147612	65542	-82070	213154	174375	158976	-15399	333351	109.65	109.83
2021/08/17	27532	90740	63208	118272	147403	69312	-78091	216715	174935	160052	-14883	334987	109.58	109.77
2021/08/10	36684	97341	60657	134025	151720	68459	-83261	220179	188404	165800	-22604	354204	110.56	109.56
2021/08/03	30409	85599	55190	116008	136596	68989	-67607	205585	167005	154588	-12417	321593	109.05	110.23
2021/07/27	32975	92909	59934	125884	143819	68805	-75014	212624	176794	161714	-15080	338508	109.77	109.71
2021/07/20	35474	91205	55731	126679	138577	67311	-71266	205888	174051	158516	-15535	332567	109.87	110.55
2021/07/13	40440	96690	56250	137130	145716	70980	-74736	216696	186156	167670	-18486	353826	110.62	110.05
2021/07/06	31625	100761	69136	132386	155707	63576	-92131	219283	187332	164337	-22995	351669	110.63	110.12

**JAPANESE YEN - CHICAGO MERCANTILE EXCHANGE
FUTURES ONLY POSITIONS Cord-097741**

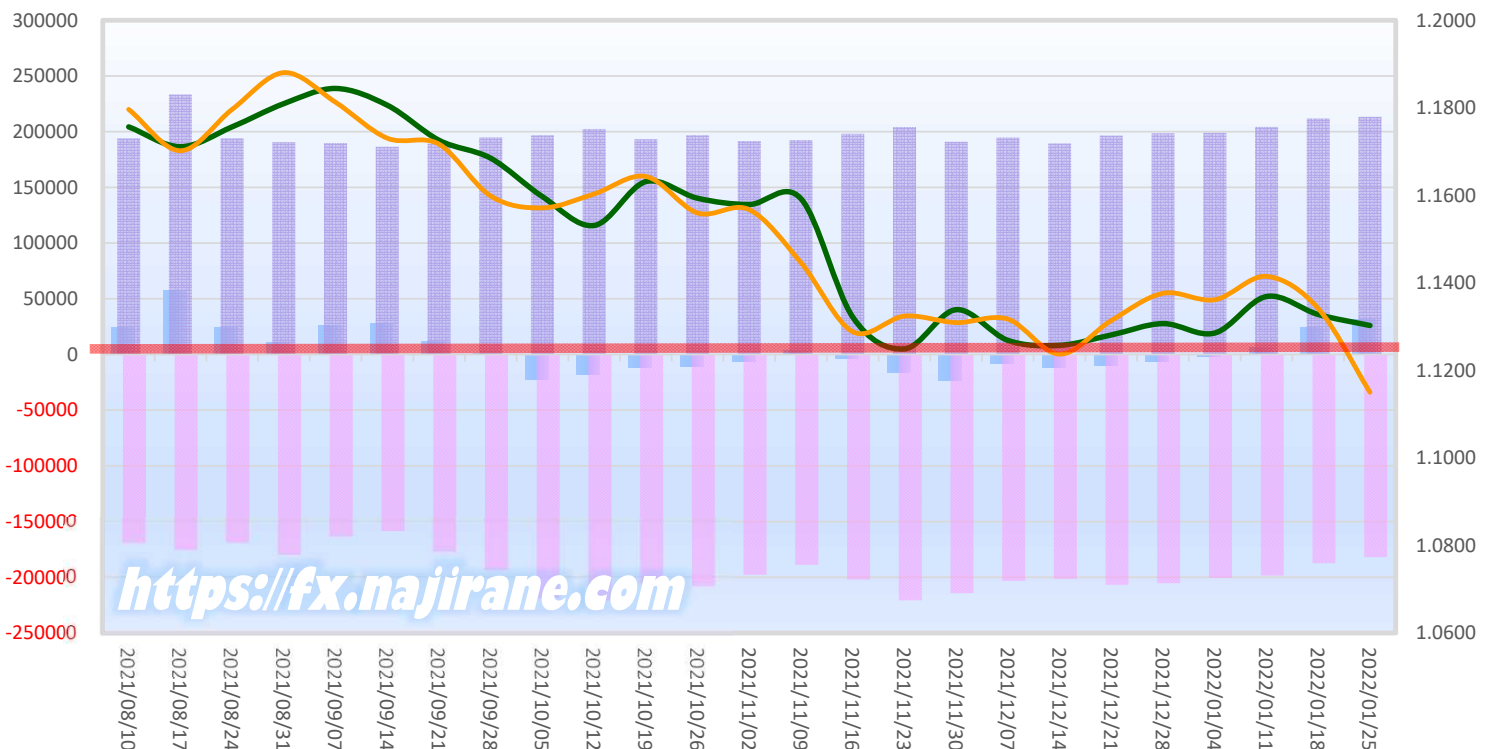


EURO FX - CHICAGO MERCANTILE EXCHANGE Code-099741
 2021/08/03 ~ 2022/01/25 2022/01/28 NYクローズ時公表値

Report_Date	Non Commercial Positions								参考引け値	
	Long	増減	Short	増減	売り越し	増減	売買計	増減	1/25(火)	1/28(金)
2022/01/25	213408	1507 0.7%	181848	-5469 -2.9%	-31560	6976 28.4%	395256	-3962 -1.0%	1.1303	1.1150
2022/01/18	211901	7540 3.7%	187317	-11039 -5.6%	-24584	18579 309.4%	399218	-3499 -0.9%	1.1328	1.1342
2022/01/11	204361	5288 2.7%	198356	-2271 -1.1%	-6005	-7559 -486.4%	402717	3017 0.8%	1.1369	1.1415
2022/01/04	199073	456 0.2%	200627	-4624 -2.3%	1554	-5080 -76.6%	399700	-4168 -1.0%	1.1285	1.1361
2021/12/28	198617	2022 1.0%	205251	-1506 -0.7%	6634	-3528 -34.7%	403868	516 0.1%	1.1307	1.1376
2021/12/21	196595	7065 3.7%	206757	5348 2.7%	10162	-1717 -14.5%	403352	12413 3.2%	1.1281	1.1314
2021/12/14	189530	-5339 -2.7%	201409	-1759 -0.9%	11879	3580 43.1%	390939	-7098 -1.8%	1.1257	1.1237
2021/12/07	194869	3821 2.0%	203168	-11120 -5.2%	8299	-14941 -64.3%	398037	-7299 -1.8%	1.1269	1.1317
2021/11/30	191048	-13166 -6.4%	214288	-6378 -2.9%	23240	6788 41.3%	405336	-19544 -4.6%	1.1339	1.1309
2021/11/23	204214	6033 3.0%	220666	18659 9.2%	16452	12626 330.0%	424880	24692 6.2%	1.1249	1.1324
2021/11/16	198181	5637 2.9%	202007	13236 7.0%	3826	-7599 -201.4%	400188	18873 4.9%	1.1322	1.1288
2021/11/09	192544	1048 0.5%	188771	-8863 -4.5%	-3773	-9911 -161.5%	381315	-7815 -2.0%	1.1592	1.1446
2021/11/02	191496	-5384 -2.7%	197634	-10502 -5.0%	6138	-5118 -45.5%	389130	-15886 -3.9%	1.1579	1.1567
2021/10/26	196880	3560 1.8%	208136	2709 1.3%	11256	-851 -7.0%	405016	6269 1.6%	1.1593	1.1560
2021/10/19	193320	-9192 -4.5%	205427	-15483 -7.0%	12107	-6291 -34.2%	398747	-24675 -5.8%	1.1631	1.1643
2021/10/12	202512	5693 2.9%	220910	1757 0.8%	18398	-3936 -17.6%	423422	7450 1.8%	1.1531	1.1603
2021/10/05	196819	1776 0.9%	219153	24982 12.9%	22334	-23206 -2661.2%	415972	26758 6.9%	1.1597	1.1571
2021/09/28	195043	5637 3.0%	194171	16860 9.5%	-872	-11223 -92.8%	389214	22497 6.1%	1.1685	1.1598
2021/09/21	189406	2852 1.5%	177311	18562 11.7%	-12095	-15710 -56.5%	366717	21414 6.2%	1.1726	1.1717
2021/09/14	186554	-3350 -1.8%	158749	-4847 -3.0%	-27805	1497 5.7%	345303	-8197 -2.3%	1.1806	1.1731
2021/09/07	189904	-689 -0.4%	163596	-16521 -9.2%	-26308	15832 151.1%	353500	-17210 -4.6%	1.1844	1.1813
2021/08/31	190593	-3576 -1.8%	180117	10578 6.2%	-10476	-14154 -57.5%	370710	7002 1.9%	1.1809	1.1880
2021/08/24	194169	-39360 -16.9%	169539	-6350 -3.6%	-24630	-33010 -57.3%	363708	-45710 ###	1.1756	1.1796
2021/08/17	233529	20720 9.7%	175889	-3063 -1.7%	-57640	23783 70.2%	409418	17657 4.5%	1.1711	1.1702
2021/08/10	212809	13742 6.9%	178952	17892 11.1%	-33857	-4150 -10.9%	391761	31634 8.8%	1.1721	1.1797
2021/08/03	199067		161060		-38007		360127		1.1863	1.1759

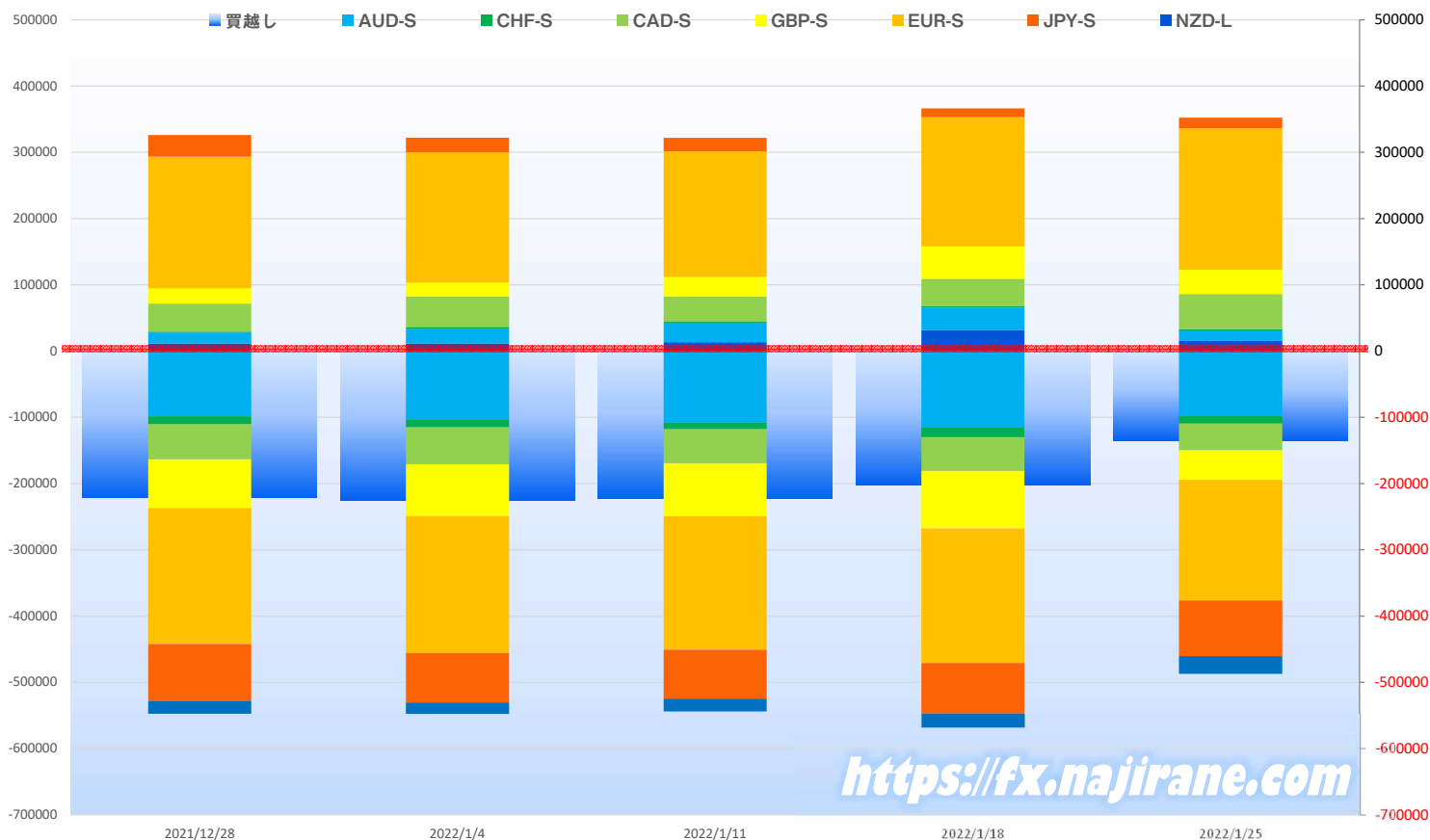
**EURO FX - CHICAGO MERCANTILE EXCHANGE
 FUTURES ONLY POSITIONS**

■ 売越し ■ Long ■ Short ■ 火曜終値 ■ 金曜終値



	2021/12/28			2022/01/04			2022/01/11			2022/01/18			2022/01/25		
	Long	Short	売り越し	Long	Short	売り越し	Long	Short	売り越し	Long	Short	売り越し	Long	Short	売り越し
JPY	32475	85577	53102	40816	103078	62262	22364	109889	87525	8002	88881	80879	15866	84139	68273
	前週比 枚数増減 (枚)			8341	17501	9160	-18452	6811	25263	-14362	-21008	-6646	7864	-4742	-12606
	前週比 枚数増減 (%)			25.7%	20.5%	17.2%	-45.2%	6.6%	40.6%	-64.2%	-19.1%	-7.6%	98.3%	-5.3%	-15.6%
EUR	198617	205251	6634	199073	200627	1554	204361	198356	-6005	211901	187317	-24584	213408	181848	-31560
	前週比 枚数増減 (枚)			456	-4624	-5080	5288	-2271	7559	7540	-11039	18579	1507	-5469	6976
	前週比 枚数増減 (%)			0.2%	-2.3%	-76.6%	2.7%	-1.1%	486.4%	3.7%	-5.6%	309.4%	0.7%	-2.9%	28.4%
GBP	23093	73812	50719	25980	65151	39171	30506	59672	29166	39760	40007	247	36666	44429	7763
	前週比 枚数増減 (枚)			2887	-8661	-11548	4526	-5479	-10005	9254	-19665	-28919	-3094	4422	7516
	前週比 枚数増減 (%)			12.5%	-11.7%	-22.8%	17.4%	-8.4%	-25.5%	30.3%	-33.0%	-99.2%	-7.8%	11.1%	3042.9%
AUD	16885	98626	81741	12632	101998	89366	12383	103869	91486	9051	97505	88454	15121	98394	83273
	前週比 枚数増減 (枚)			-4253	3372	7625	-249	1871	2120	-3332	-6364	-3032	6070	889	-5181
	前週比 枚数増減 (%)			-25.2%	3.4%	9.3%	-2.0%	1.8%	2.4%	-26.9%	-6.1%	-3.3%	67.1%	0.9%	-5.9%
CAD	42528	52862	10334	41905	52930	11025	44284	51660	7376	49792	42300	-7492	53129	40812	-12317
	前週比 枚数増減 (枚)			-623	68	691	2379	-1270	-3649	5508	-9360	14868	3337	-1488	4825
	前週比 枚数増減 (%)			-1.5%	0.1%	6.7%	5.7%	-2.4%	-33.1%	12.4%	-18.1%	201.6%	6.7%	-3.5%	64.4%
CHF	1043	11761	10718	4510	14039	9529	4571	12231	7660	925	11735	10810	1999	10795	8796
	前週比 枚数増減 (枚)			3467	2278	-1189	61	-1808	-1869	-3646	-496	3150	1074	-940	-2014
	前週比 枚数増減 (%)			332.4%	19.4%	-11.1%	1.4%	-12.9%	-19.6%	-79.8%	-4.1%	41.1%	116.1%	-8.0%	-18.6%
NZD	11231	19652	8421	9417	18262	8845	10960	19564	8604	11612	19943	8331	15948	26721	10773
	前週比 枚数増減 (枚)			-1814	-1390	424	1543	1302	-241	652	379	-273	4336	6778	2442
	前週比 枚数増減 (%)			-16.2%	-7.1%	5.0%	16.4%	7.1%	-2.7%	5.9%	1.9%	-3.2%	37.3%	34.0%	29.3%
MXN	33561	42569	9008	44876	54366	9490	53194	57645	4451	75461	70541	-4920	66449	67239	790
	前週比 枚数増減 (枚)			11315	11797	482	8318	3279	-5039	22267	12896	9371	-9012	-3302	5710
	前週比 枚数増減 (%)			33.7%	27.7%	5.4%	18.5%	6.0%	-53.1%	41.9%	22.4%	210.5%	-11.9%	-4.7%	116.1%
Total All 8	359433	590110	230677	379209	610451	231242	382623	612886	230263	406504	558229	151725	418586	554377	135791
	前週比 枚数増減 (枚)			19776	20341	565	3414	2435	-979	23881	-54657	-78538	12082	-3852	-15934
	前週比 枚数増減 (%)			5.5%	3.4%	0.2%	0.9%	0.4%	-0.4%	6.2%	-8.9%	-34.1%	3.0%	-0.7%	-10.5%
Total 7 (MXN除く)	325872	547541	221669	334333	556085	221752	329429	555241	225812	331043	487688	156645	352137	487138	135001
	前週比 枚数増減 (枚)			8461	8544	83	-4904	-844	4060	1614	-67553	-69167	21094	-550	-21644
	前週比 枚数増減 (%)			2.6%	1.6%	0.0%	-1.5%	-0.2%	1.8%	0.5%	-12.2%	-30.6%	6.4%	-0.1%	-13.8%

直近5週 CFTC IMM主要7通貨の売買構成

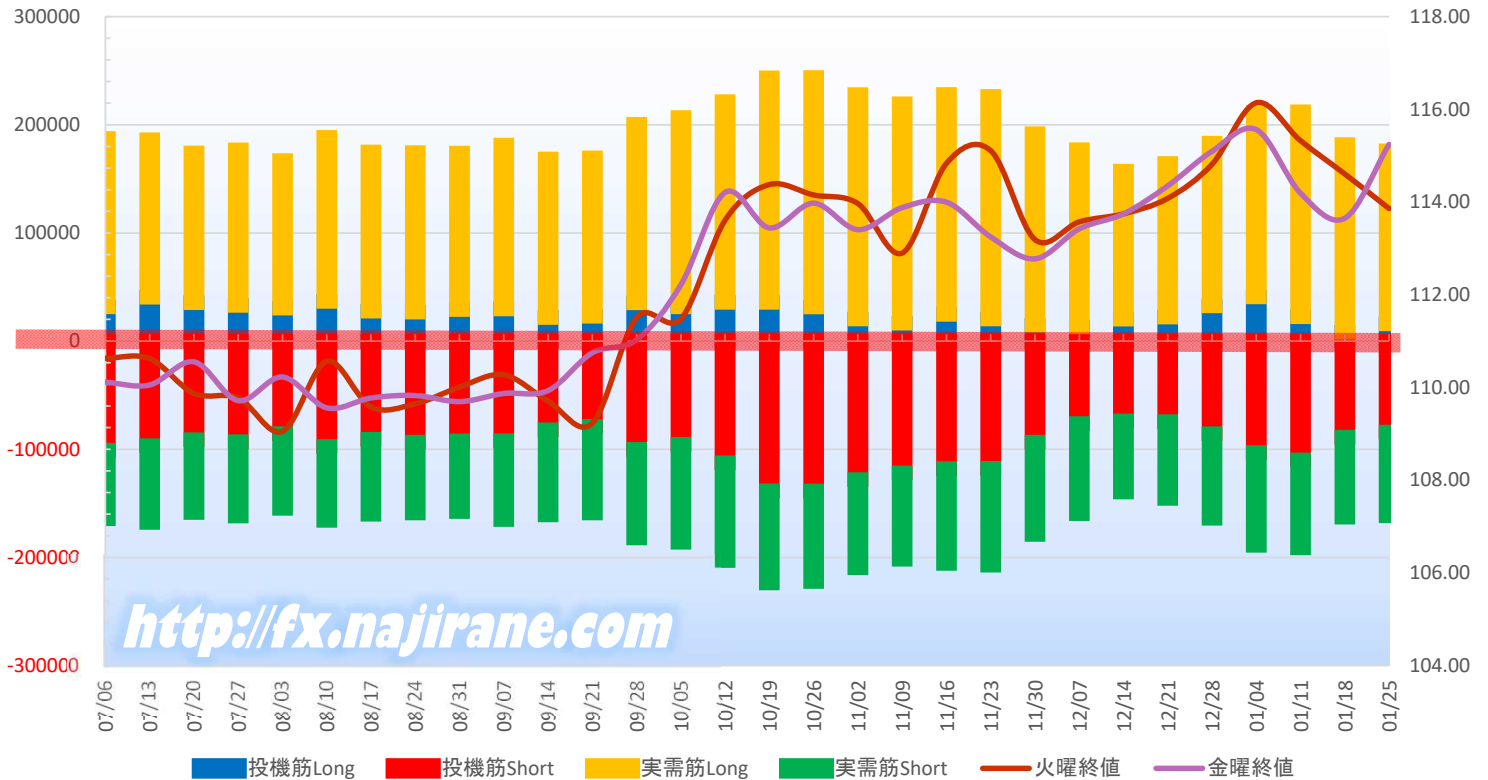


JAPANESE YEN - CHICAGO MERCANTILE EXCHANGE
FUTURES ONLY POSITIONS

Code-097741
2022/01/28 公表値

Date	投機筋集計				実需筋集計				投機筋+実需筋合計				ドル円終値	
	円買い	円売り	売り越し	売買計	円買い	円売り	売り越し	売買計	円買い	円売り	売り越し	売買計	火曜締め	金曜締め
2022/01/25	15866	84139	68273	100005	160178	77315	-82863	237493	176044	161454	-14590	337498	113.86	115.25
2022/01/18	8002	88881	80879	96883	173701	73961	-99740	247662	181703	162842	-18861	344545	114.61	113.65
2022/01/11	22364	109889	87525	132253	189708	81316	-108392	271024	212072	191205	-20867	403277	115.32	114.19
2022/01/04	40816	103078	62262	143894	170537	85793	-84744	256330	211353	188871	-22482	400224	116.14	115.56
2021/12/28	32475	85577	53102	118052	150647	78283	-72364	228930	183122	163860	-19262	346982	114.81	115.10
2021/12/21	22191	74477	52286	96668	142161	71002	-71159	213163	164352	145479	-18873	309831	114.08	114.35
2021/12/14	20231	73754	53523	93985	136938	65878	-71060	202816	157169	139632	-17537	296801	113.75	113.75
2021/12/07	13148	76229	63081	89377	163847	83350	-80497	247197	176995	159579	-17416	336574	113.57	113.42
2021/11/30	14585	93451	78866	108036	177285	85252	-92033	262537	191870	178703	-13167	370573	113.19	112.77
2021/11/23	20285	117538	97253	137823	205923	89698	-116225	295621	226208	207236	-18972	433444	115.11	113.25
2021/11/16	24635	117761	93126	142396	203468	87710	-115758	291178	228103	205471	-22632	433574	114.84	114.00
2021/11/09	16440	121791	105351	138231	203044	79845	-123199	282889	219484	201636	-17848	421120	112.90	113.88
2021/11/02	20337	127961	107624	148298	207612	81607	-126005	289219	227949	209568	-18381	437517	113.97	113.40
2021/10/26	31487	138523	107036	170010	212303	83757	-128546	296060	243790	222280	-21510	466070	114.15	113.98
2021/10/19	35713	138447	102734	174160	207735	85095	-122640	292830	243448	223542	-19906	466990	114.38	113.44
2021/10/12	35810	112444	76634	148254	185560	90468	-95092	276028	221370	202912	-18458	424282	113.61	114.21
2021/10/05	31569	95263	63694	126832	175160	90697	-84463	265857	206729	185960	-20769	392689	111.48	112.21
2021/09/28	35328	100088	64760	135416	165246	81967	-83279	247213	200574	182055	-18519	382629	111.51	111.03
2021/09/21	22844	78915	56071	101759	146680	80086	-66594	226766	169524	159001	-10523	328525	109.23	110.75
2021/09/14	21728	82023	60295	103751	146716	78681	-68035	225397	168444	160704	-7740	329148	109.70	109.93
2021/09/07	29704	92029	62325	121733	151585	73003	-78582	224588	181289	165032	-16257	346321	110.27	109.87
2021/08/31	29030	92160	63130	121190	144849	65434	-79415	210283	173879	157594	-16285	331473	110.01	109.69
2021/08/24	26763	93434	66671	120197	147612	65542	-82070	213154	174375	158976	-15399	333351	109.65	109.83
2021/08/17	27532	90740	63208	118272	147403	69312	-78091	216715	174935	160052	-14883	334987	109.58	109.77
2021/08/10	36684	97341	60657	134025	151720	68459	-83261	220179	188404	165800	-22604	354204	110.56	109.56
2021/08/03	30409	85599	55190	116008	136596	68989	-67607	205585	167005	154588	-12417	321593	109.05	110.23
2021/07/27	32975	92909	59934	125884	143819	68805	-75014	212624	176794	161714	-15080	338508	109.77	109.71
2021/07/20	35474	91205	55731	126679	138577	67311	-71266	205888	174051	158516	-15535	332567	109.87	110.55
2021/07/13	40440	96690	56250	137130	145716	70980	-74736	216696	186156	167670	-18486	353826	110.62	110.05
2021/07/06	31625	100761	69136	132386	155707	63576	-92131	219283	187332	164337	-22995	351669	110.63	110.12

JAPANESE YEN - CHICAGO MERCANTILE EXCHANGE
FUTURES ONLY POSITIONS Cord-097741

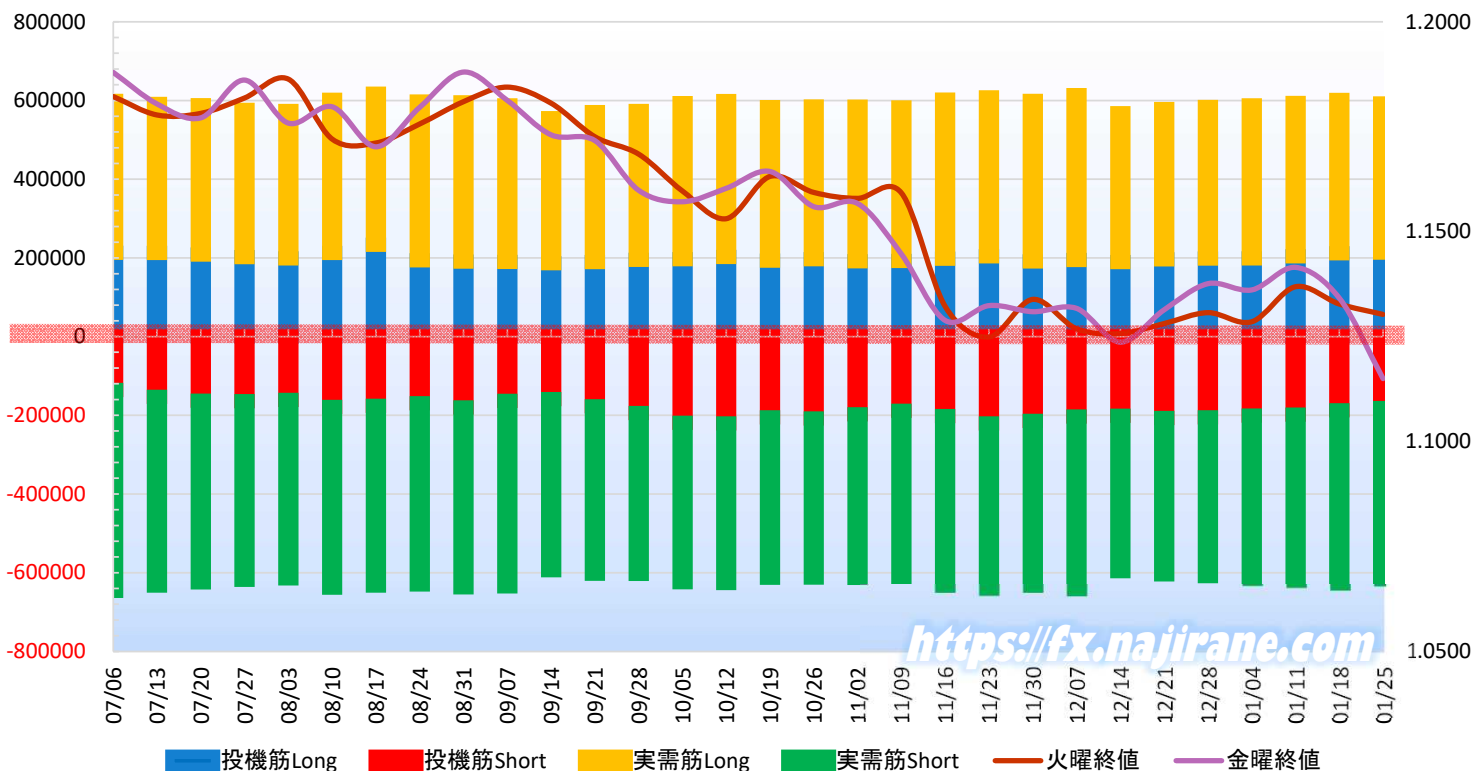


EURO FX - CHICAGO MERCANTILE EXCHANGE
FUTURES ONLY POSITIONS

Code-099741
2022/01/28 公表値

Date	投機筋集計				実需筋集計				投機筋+実需筋合計				ユーロドル終値	
	EUR買い	EUR売り	売り越し	売買計	EUR買い	EUR売り	売り越し	売買計	EUR買い	EUR売り	売り越し	売買計	火曜締め	金曜締め
2022/01/25	213408	181848	-31560	395256	379154	435412	56258	814566	592562	617260	24698	1209822	1.1303	1.1150
2022/01/18	211901	187317	-24584	399218	389617	440081	50464	829698	601518	627398	25880	1228916	1.1328	1.1342
2022/01/11	204361	198356	-6005	402717	389191	422581	33390	811772	593552	620937	27385	1214489	1.1369	1.1415
2022/01/04	199073	200627	1554	399700	388742	415200	26458	803942	587815	615827	28012	1203642	1.1285	1.1361
2021/12/28	198617	205251	6634	403868	384857	403390	18533	788247	583474	608641	25167	1192115	1.1307	1.1376
2021/12/21	196595	206757	10162	403352	381670	397296	15626	778966	578265	604053	25788	1182318	1.1281	1.1314
2021/12/14	189530	201409	11879	390939	378079	394668	16589	772747	567609	596077	28468	1163686	1.1257	1.1237
2021/12/07	194869	203168	8299	398037	418656	438831	20175	857487	613525	641999	28474	1255524	1.1269	1.1317
2021/11/30	191048	214288	23240	405336	407774	418645	10871	826419	598822	632933	34111	1231755	1.1339	1.1309
2021/11/23	204214	220666	16452	424880	403595	420430	16835	824025	607809	641096	33287	1248905	1.1249	1.1324
2021/11/16	198181	202007	3826	400188	404266	431251	26985	835517	602447	633258	30811	1235705	1.1322	1.1288
2021/11/09	192544	188771	-3773	381315	389822	421863	32041	811685	582366	610634	28268	1193000	1.1592	1.1446
2021/11/02	191496	197634	6138	389130	392882	415610	22728	808492	584378	613244	28866	1197622	1.1579	1.1567
2021/10/26	196880	208136	11256	405016	387905	404160	16255	792065	584785	612296	27511	1197081	1.1593	1.1560
2021/10/19	193320	205427	12107	398747	389682	407255	17573	796937	583002	612682	29680	1195684	1.1631	1.1643
2021/10/12	202512	220910	18398	423422	396224	405177	8953	801401	598736	626087	27351	1224823	1.1531	1.1603
2021/10/05	196819	219153	22334	415972	396534	405021	8487	801555	593353	624174	30821	1217527	1.1597	1.1571
2021/09/28	195043	194171	-872	389214	378476	408900	30424	787376	573519	603071	29552	1176590	1.1685	1.1598
2021/09/21	189406	177311	-12095	366717	381122	425371	44249	806493	570528	602682	32154	1173210	1.1726	1.1717
2021/09/14	186554	158749	-27805	345303	368593	434853	66260	803446	555147	593602	38455	1148749	1.1806	1.1731
2021/09/07	189904	163596	-26308	353500	397755	471071	73316	868826	587659	634667	47008	1222326	1.1844	1.1813
2021/08/31	190593	180117	-10476	370710	404630	456842	52212	861472	595223	636959	41736	1232182	1.1809	1.1880
2021/08/24	194169	169539	-24630	363708	403032	460425	57393	863457	597201	629964	32763	1227165	1.1756	1.1796
2021/08/17	233529	175889	-57640	409418	383684	456767	73083	840451	617213	632656	15443	1249869	1.1711	1.1702
2021/08/10	212809	178952	-33857	391761	388866	458925	70059	847791	601675	637877	36202	1239552	1.1721	1.1797
2021/08/03	199067	161060	-38007	360127	374123	453158	79035	827281	573190	614218	41028	1187408	1.1863	1.1759
2021/07/27	202245	164119	-38126	366364	373953	453802	79849	827755	576198	617921	41723	1194119	1.1818	1.1861
2021/07/20	208669	162847	-45822	371516	379176	461577	82401	840753	587845	624424	36579	1212269	1.1782	1.1771
2021/07/13	212851	153138	-59713	365989	378329	479700	101371	858029	591180	632838	41658	1224018	1.1778	1.1804
2021/07/06	212998	135808	-77190	348806	386189	510347	124158	896536	599187	646155	46968	1245342	1.1822	1.1880

EURO FX - CHICAGO MERCANTILE EXCHANGE
FUTURES ONLY POSITIONS Code-099741



<https://fx.najirane.com>

過去5日及び過去4週の4本値と各種ピボット

2022/01/24 ~ 2022/01/28

USD/JPY								Demark								Pivot								Fibonacci Zone							
当日のOHLCLから計算される翌日の								TD Range Projection								TD pivot points															
日足	Open	High	Low	Close	値幅/日	引け形態	真の高値	真の安値	予想高値	予想安値	予想高値	予想安値	StopLoss	Support	Pivot	Resistance	StopLoss	3-days AVG	Support Zone 2	Support Zone 1	BP	Resistance Zone 1	Resistance Zone 2								
2022/01/24	113.67	114.00	113.48	113.97	52p	陽線引け	-	-	-	-	-	-	113.11	113.30	113.63	113.82	114.15	114.34	114.67												
2022/01/25	113.97	114.16	113.67	113.86	48p	陰線引け	114.16	113.67	114.01	113.52	114.01	113.52	113.15	113.41	113.64	113.90	114.12	114.38	114.60												
2022/01/26	113.86	114.69	113.78	114.68	92p	陽線引け	114.69	113.78	115.14	114.23	115.14	114.23	113.16	113.47	114.07	114.38	114.99	115.30	115.90	114.03	Bull	113.12 ~ 113.47									
2022/01/27	114.67	115.49	114.48	115.31	101p	陽線引け	115.49	114.48	115.91	114.90	115.91	114.90	113.68	114.08	114.70	115.09	115.71	116.11	116.72	114.46	Bull	113.69 ~ 114.08									
2022/01/28	115.31	115.68	115.13	115.25	56p	陰線引け	115.68	115.13	115.46	114.91	115.46	114.91	114.46	114.79	115.02	115.35	115.58	115.91	116.13	114.94	Bull	114.58 ~ 114.79									

EUR/JPY								Demark								Pivot								Fibonacci Zone							
当日のOHLCLから計算される翌日の								TD Range Projection								TD pivot points															
日足	Open	High	Low	Close	値幅/日	引け形態	真の高値	真の安値	予想高値	予想安値	予想高値	予想安値	StopLoss	Support	Pivot	Resistance	StopLoss	3-days AVG	Support Zone 2	Support Zone 1	BP	Resistance Zone 1	Resistance Zone 2								
2022/01/24	128.94	129.25	128.25	128.50	100p	陰線引け	129.25	128.25	128.87	127.88	128.87	127.88	127.09	127.67	128.09	128.67	129.08	129.66	130.08	129.58	Bear	127.29 ~ 127.67									

EUR/USD								Demark								Pivot								Fibonacci Zone							
当日のOHLCLから計算される翌日の								TD Range Projection								TD pivot points															
日足	Open	High	Low	Close	値幅/日	引け形態	真の高値	真の安値	予想高値	予想安値	予想高値	予想安値	StopLoss	Support	Pivot	Resistance	StopLoss	3-days AVG	Support Zone 2	Support Zone 1	BP	Resistance Zone 1	Resistance Zone 2								
2022/01/24	1.1342	1.1345	1.1291	1.1326	54p	陰線引け	-	-	-	-	-	-	1.1242	1.1266	1.1296	1.1321	1.1351	1.1375	1.1405												
2022/01/25	1.1326	1.1329	1.1264	1.1303	66p	陰線引け	1.1329	1.1264	1.1316	1.1250	1.1316	1.1250	1.1202	1.1233	1.1268	1.1299	1.1333	1.1364	1.1399												
2022/01/26	1.1303	1.1311	1.1236	1.1241	75p	陰線引け	1.1311	1.1236	1.1276	1.1201	1.1276	1.1201	1.1140	1.1188	1.1214	1.1263	1.1289	1.1337	1.1364	1.1294	Bear	1.1159 ~ 1.1188									
2022/01/27	1.1241	1.1243	1.1132	1.1146	112p	陰線引け	1.1243	1.1132	1.1194	1.1083	1.1194	1.1083	1.0992	1.1062	1.1104	1.1174	1.1215	1.1285	1.1327	1.1245	Bear	1.1019 ~ 1.1062									
2022/01/28	1.1146	1.1173	1.1122	1.1150	52p	陽線引け	1.1173	1.1122	1.1188	1.1136	1.1188	1.1136	1.1072	1.1097	1.1123	1.1148	1.1175	1.1200	1.1227	1.1195	Bear	1.1077 ~ 1.1097									

GBP/JPY								Demark								Pivot								Fibonacci Zone							
当日のOHLCLから計算される翌日の								TD Range Projection								TD pivot points															
日足	Open	High	Low	Close	値幅/日	引け形態	真の高値	真の安値	予想高値	予想安値	予想高値	予想安値	StopLoss	Support	Pivot	Resistance	StopLoss	3-days AVG	Support Zone 2	Support Zone 1	BP	Resistance Zone 1	Resistance Zone 2								
2022/01/24	154.07	154.49	152.91	154.40	205p	陽線引け	154.49	152.91	155.71	153.66	155.71	153.66	151.17	152.04	153.22	154.09	155.27	156.14	157.32	155.17	Bear	151.26 ~ 152.04									

GBP/USD								Demark								Pivot								Fibonacci Zone							
当日のOHLCLから計算される翌日の								TD Range Projection								TD pivot points															
日足	Open	High	Low	Close	値幅/日	引け形態	真の高値	真の安値	予想高値	予想安値	予想高値	予想安値	StopLoss	Support	Pivot	Resistance	StopLoss	3-days AVG	Support Zone 2	Support Zone 1	BP	Resistance Zone 1	Resistance Zone 2								
2022/01/24	1.3553	1.3566	1.3441	1.3487	125p	陰線引け	-	-	-	-	-	-	1.3305	1.3373	1.3430	1.3498	1.3555	1.3623	1.3680												
2022/01/25	1.3488	1.3519	1.3437	1.3506	82p	陰線引け	1.3519	1.3437	1.3553	1.3472	1.3553	1.3472	1.3374	1.3406	1.3456	1.3487	1.3538	1.3569	1.3619												
2022/01/26	1.3507	1.3524	1.3446	1.3463	79p	陰線引け	1.3524	1.3446	1.3494	1.3415	1.3494	1.3415	1.3352	1.3399	1.3431	1.3478	1.3510	1.3557	1.3589	1.3488	Bear	1.3369 ~ 1.3399									
2022/01/27	1.3463	1.3468	1.3359	1.3381	109p	陰線引け	1.3468	1.3359	1.3425	1.3315	1.3425	1.3315	1.3228	1.3293	1.3337	1.3403	1.3447	1.3512	1.3556	1.3456	Bear	1.3251 ~ 1.3293									
2022/01/28	1.3382	1.3432	1.3365	1.3397	67p	陰線引け	1.3432	1.3365	1.3448	1.3381	1.3448	1.3381	1.3297	1.3331	1.3364	1.3398	1.3431	1.3465	1.3498	1.3426	Bear	1.3306 ~ 1.3331									

IMM扱い8通貨/ダウ/日経/金/オイル/主要クロス円の過去5日及び過去5週の4本値

AUDUSD					CADUSD					CHFUSD				
Date	Open	High	Low	Close	Date	Open	High	Low	Close	Date	Open	High	Low	Close
2022/01/28	0.7033	0.7046	0.6968	0.6997	2022/01/28	0.7851	0.7866	0.7815	0.7829	2022/01/28	1.0745	1.0763	1.0719	1.0740
2022/01/27	0.7118	0.7121	0.7024	0.7032	2022/01/27	0.7895	0.7905	0.7845	0.7851	2022/01/27	1.0825	1.0825	1.0709	1.0745
2022/01/26	0.7151	0.7181	0.7096	0.7118	2022/01/26	0.7918	0.7962	0.7881	0.7895	2022/01/26	1.0891	1.0903	1.0815	1.0825
2022/01/25	0.7144	0.7175	0.7122	0.7152	2022/01/25	0.7913	0.7938	0.7893	0.7918	2022/01/25	1.0937	1.0943	1.0865	1.0892
2022/01/24	0.7176	0.7188	0.7091	0.7144	2022/01/24	0.7951	0.7965	0.7873	0.7913	2022/01/24	1.0959	1.0977	1.0919	1.0938

CNYUSD					EURUSD					GBPUSD				
Date	Open	High	Low	Close	Date	Open	High	Low	Close	Date	Open	High	Low	Close
2022/01/28	0.1570	0.1573	0.1569	0.1570	2022/01/28	1.1146	1.1173	1.1122	1.1150	2022/01/28	1.3382	1.3432	1.3365	1.3397
2022/01/27	0.1578	0.1578	0.1570	0.1571	2022/01/27	1.1241	1.1243	1.1132	1.1146	2022/01/27	1.3463	1.3468	1.3359	1.3381
2022/01/26	0.1580	0.1581	0.1579	0.1581	2022/01/26	1.1303	1.1311	1.1236	1.1241	2022/01/26	1.3507	1.3524	1.3446	1.3463
2022/01/25	0.1579	0.1580	0.1578	0.1578	2022/01/25	1.1326	1.1329	1.1264	1.1303	2022/01/25	1.3488	1.3519	1.3437	1.3506
2022/01/24	0.1577	0.1581	0.1577	0.1581	2022/01/24	1.1342	1.1345	1.1291	1.1326	2022/01/24	1.3553	1.3566	1.3441	1.3487

JPYUSD					MXNUSD					NZDUSD				
Date	Open	High	Low	Close	Date	Open	High	Low	Close	Date	Open	High	Low	Close
2022/01/28	0.8672	0.8686	0.8644	0.8677	2022/01/28	4.8162	4.8272	4.7851	4.8065	2022/01/28	0.6583	0.6589	0.6530	0.6546
2022/01/27	0.8720	0.8736	0.8659	0.8672	2022/01/27	4.8193	4.8404	4.8053	4.8162	2022/01/27	0.6651	0.6661	0.6570	0.6582
2022/01/26	0.8783	0.8789	0.8719	0.8720	2022/01/26	4.8500	4.8650	4.8141	4.8193	2022/01/26	0.6686	0.6702	0.6640	0.6652
2022/01/25	0.8775	0.8797	0.8760	0.8783	2022/01/25	4.8588	4.8606	4.8323	4.8500	2022/01/25	0.6699	0.6709	0.6660	0.6686
2022/01/24	0.8798	0.8812	0.8772	0.8774	2022/01/24	4.8845	4.8926	4.8338	4.8588	2022/01/24	0.6715	0.6728	0.6661	0.6699

Nikkei 225 - Japan (NIX)					出来高	
Date	Open	High	Low	Close	(ドル建て終値)	出来高
2022/01/28	26429.85	26764.85	26289.69	26717.34	231.83	0 1321255600
2022/01/27	27139.88	27187.97	26046.37	26170.30	226.95	887380500 1542353000
2022/01/26	27105.98	27184.54	26858.68	27011.33	235.55	604684500 1032636000
2022/01/25	27466.82	27488.13	26892.36	27131.34	238.29	769682100 1318545900
2022/01/24	27258.45	27627.47	27203.50	27588.37	242.07	610186800 1079644200
週4本値	27258.45	27627.47	26046.37	26717.34	231.83	(N225銘柄計)【東証一部全体計】

XAUUSD				
Date	Open	High	Low	Close
2022/01/28	1798.08	1799.44	1780.33	1788.87
2022/01/27	1820.02	1822.21	1791.91	1797.20
2022/01/26	1847.96	1850.15	1815.36	1819.45
2022/01/25	1842.99	1853.88	1835.09	1848.15
2022/01/24	1834.54	1844.27	1830.00	1843.17
週4本値	1834.54	1853.88	1780.33	1788.87

Dow Jones Industrial - USA (DJIA)					出来高
Date	Open	High	Low	Close	出来高
2022/01/28	34135.24	34731.77	33807.51	34725.47	568440000
2022/01/27	34261.75	34773.32	34007.78	34160.78	527780000
2022/01/26	34520.82	34815.67	33876.48	34168.09	546330000
2022/01/25	34186.64	34591.04	33545.52	34297.73	506430000
2022/01/24	34070.61	34420.99	33150.33	34364.50	664010000
週4本値	34070.61	34815.67	33150.33	34725.47	

Historical Data by

 Arrangement by
<https://fx.najirane.com>

Crude Light Oil					出来高
Date	Open	High	Low	Close	出来高
2022/01/28	87.50	88.84	86.44	86.82	427804
2022/01/27	87.15	88.54	86.20	86.61	427804
2022/01/26	85.26	87.95	85.01	87.35	459642
2022/01/25	84.15	85.71	82.99	85.60	507219
2022/01/24	84.91	86.09	81.90	83.31	511695
週4本値	84.91	88.84	81.90	86.82	

USDJPY					EURJPY					GBPJPY				
日付	始値	高値	安値	終値	日付	始値	高値	安値	終値	日付	始値	高値	安値	終値
2022/01/28	115.31	115.68	115.13	115.25	2022/01/28	128.52	128.85	128.36	128.50	2022/01/28	154.31	154.96	154.10	154.40
2022/01/27	114.67	115.49	114.48	115.31	2022/01/27	128.91	129.02	128.33	128.52	2022/01/27	154.39	154.72	153.83	154.31
2022/01/26	113.86	114.69	113.78	114.68	2022/01/26	128.70	129.25	128.60	128.91	2022/01/26	153.78	154.72	153.68	154.39
2022/01/25	113.97	114.16	113.67	113.86	2022/01/25	129.08	129.20	128.25	128.69	2022/01/25	153.72	154.01	153.13	153.78
2022/01/24	113.67	114.00	113.48	113.97	2022/01/24	128.94	129.16	128.41	129.08	2022/01/24	154.07	154.49	152.91	153.71

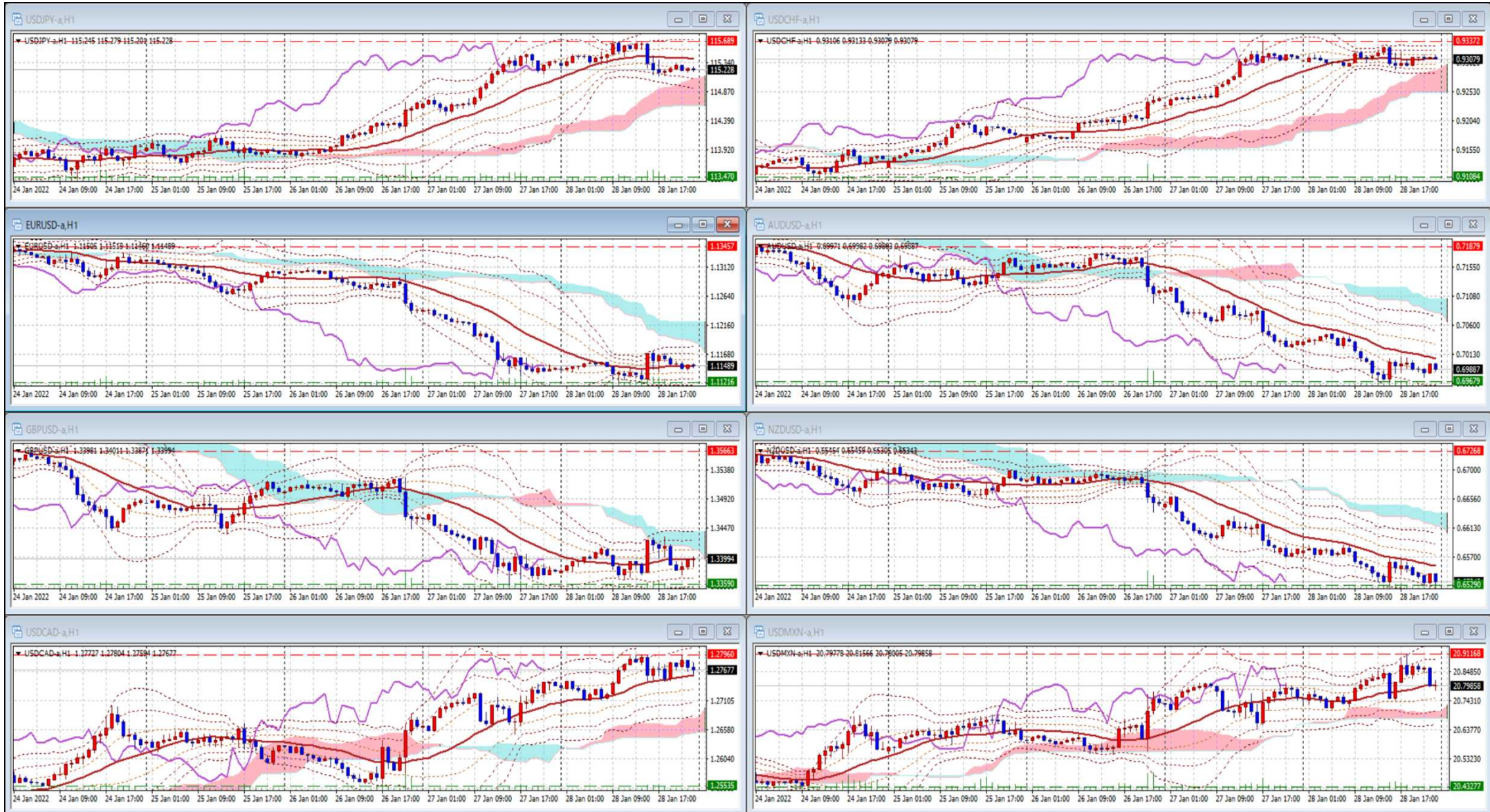
USDJPY Weekly					EURJPY Weekly					GBPJPY Weekly				
日付	始値	高値	安値	終値	日付	始値	高値	安値	終値	日付	始値	高値	安値	終値
2022/01/28	113.67	115.68	113.48	115.25	2022/01/28	128.94	129.25	128.25	128.50	2022/01/28	154.07	154.96	152.91	154.40
2022/01/21	114.23	115.05	113.61	113.65	2022/01/21	130.41	131.17	128.56	128.90	2022/01/21	156.23	156.90	153.92	154.04
2022/01/14	115.62	115.85	113.48	114.19	2022/01/14	131.30	131.48	129.78	130.35	2022/01/14	157.11	157.71	155.46	156.21
2022/01/07	115.11	116.34	114.96	115.56	2022/01/07	130.92	131.60	130.03	131.29	2022/01/07	155.78	157.77	154.90	157.11
2021/12/31	114.37	115.21	114.31	115.10	2021/12/31	129.40	131.05	129.38	130.93	2021/12/31	153.27	156.01	153.17	155.66

先週のIMM取り扱い対ドル8通貨チャート

※ 赤点線は週最高値/青点線は週最低値、BB中心線はSMA21

2022/01/24 ~ 2022/01/28

Chart by OANDA Japan MetaTrader4



Pivot Maker Ver 3.0 by FX_勝てば官軍?

<https://fx.najirane.com>