

JAPANESE YEN - CHICAGO MERCANTILE EXCHANGE

Code-097741

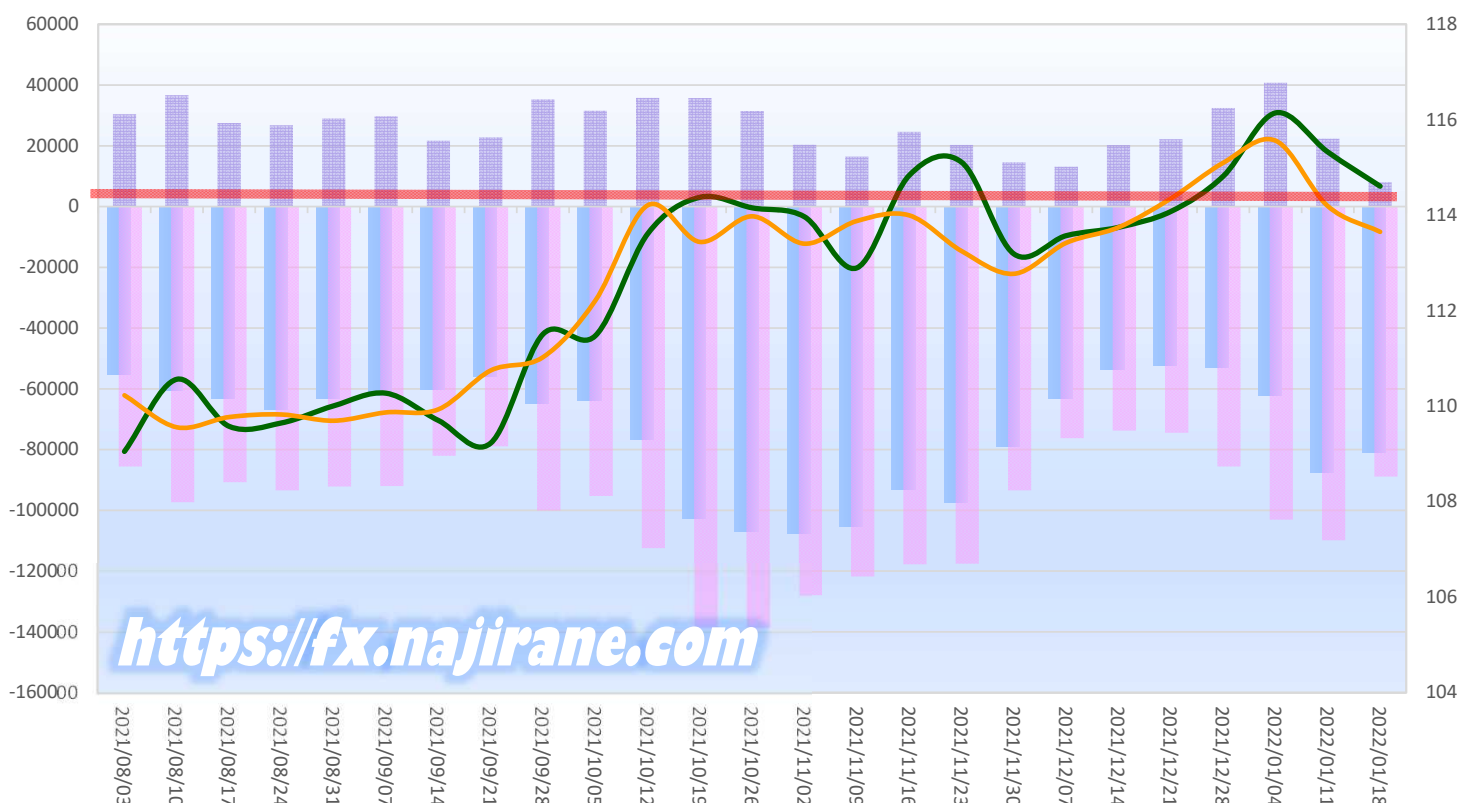
2021/07/27 ~ 2022/01/18

2022/01/21 NYクローズ時公表値

Report_Date	Non Commercial Positions												参考引値	
	Long	増減	増減(%)	Short	増減	増減(%)	売り越し	増減	増減(%)	売買計	増減	増減(%)	1/18(火)	1/21(金)
2022/01/18	8002	-14362	-64.2%	88881	-21008	-19.1%	80879	-6646	-7.6%	96883	-35370	-26.7%	114.61	113.65
2022/01/11	22364	-18452	-45.2%	109889	6811	6.6%	87525	25263	40.6%	132253	-11641	-8.1%	115.32	114.19
2022/01/04	40816	8341	25.7%	103078	17501	20.5%	62262	9160	17.2%	143894	25842	21.9%	116.14	115.56
2021/12/28	32475	10284	46.3%	85577	11100	14.9%	53102	816	1.6%	118052	21384	22.1%	114.81	115.10
2021/12/21	22191	1960	9.7%	74477	723	1.0%	52286	-1237	-2.3%	96668	2683	2.9%	114.08	114.35
2021/12/14	20231	7083	53.9%	73754	-2475	-3.2%	53523	-9558	-15.2%	93985	4608	5.2%	113.75	113.75
2021/12/07	13148	-1437	-9.9%	76229	-17222	-18.4%	63081	-15785	-20.0%	89377	-18659	-17.3%	113.57	113.42
2021/11/30	14585	-5700	-28.1%	93451	-24087	-20.5%	78866	-18387	-18.9%	108036	-29787	-21.6%	113.19	112.77
2021/11/23	20285	-4350	-17.7%	117538	-223	-0.2%	97253	4127	4.4%	137823	-4573	-3.2%	115.11	113.25
2021/11/16	24635	8195	49.8%	117761	-4030	-3.3%	93126	-12225	-11.6%	142396	4165	3.0%	114.84	114.00
2021/11/09	16440	-3897	-19.2%	121791	-6170	-4.8%	105351	-2273	-2.1%	138231	-10067	-6.8%	112.90	113.88
2021/11/02	20337	-11150	-35.4%	127961	-10562	-7.6%	107624	588	0.5%	148298	-21712	-12.8%	113.97	113.40
2021/10/26	31487	-4226	-11.8%	138523	76	0.1%	107036	4302	4.2%	170010	-4150	-2.4%	114.15	113.98
2021/10/19	35713	-97	-0.3%	138447	26003	23.1%	102734	26100	34.1%	174160	25906	17.5%	114.38	113.44
2021/10/12	35810	4241	13.4%	112444	17181	18.0%	76634	12940	20.3%	148254	21422	16.9%	113.61	114.21
2021/10/05	31569	-3759	-10.6%	95263	-4825	-4.8%	63694	-1066	-1.6%	126832	-8584	-6.3%	111.48	112.21
2021/09/28	35328	12484	54.6%	100088	21173	26.8%	64760	8689	15.5%	135416	33657	33.1%	111.51	111.03
2021/09/21	22844	1116	5.1%	78915	-3108	-3.8%	56071	-4224	-7.0%	101759	-1992	-1.9%	109.23	110.75
2021/09/14	21728	-7976	-26.9%	82023	-10006	-10.9%	60295	-2030	-3.3%	103751	-17982	-14.8%	109.70	109.93
2021/09/07	29704	674	2.3%	92029	-131	-0.1%	62325	-805	-1.3%	121733	543	0.4%	110.27	109.87
2021/08/31	29030	2267	8.5%	92160	-1274	-1.4%	63130	-3541	-5.3%	121190	993	0.8%	110.01	109.69
2021/08/24	26763	-769	-2.8%	93434	2694	3.0%	66671	3463	5.5%	120197	1925	1.6%	109.65	109.83
2021/08/17	27532	-9152	-24.9%	90740	-6601	-6.8%	63208	2551	4.2%	118272	-15753	-11.8%	109.58	109.77
2021/08/10	36684	6275	20.6%	97341	11742	13.7%	60657	5467	9.9%	134025	18017	15.5%	110.56	109.56
2021/08/03	30409	-2566	-7.8%	85599	-7310	-7.9%	55190	-4744	-7.9%	116008	-9876	-7.8%	109.05	110.23
2021/07/27	32975			92909			59934			125884			109.77	109.71

JAPANESE YEN - CHICAGO MERCANTILE EXCHANGE
FUTURES ONLY POSITIONS

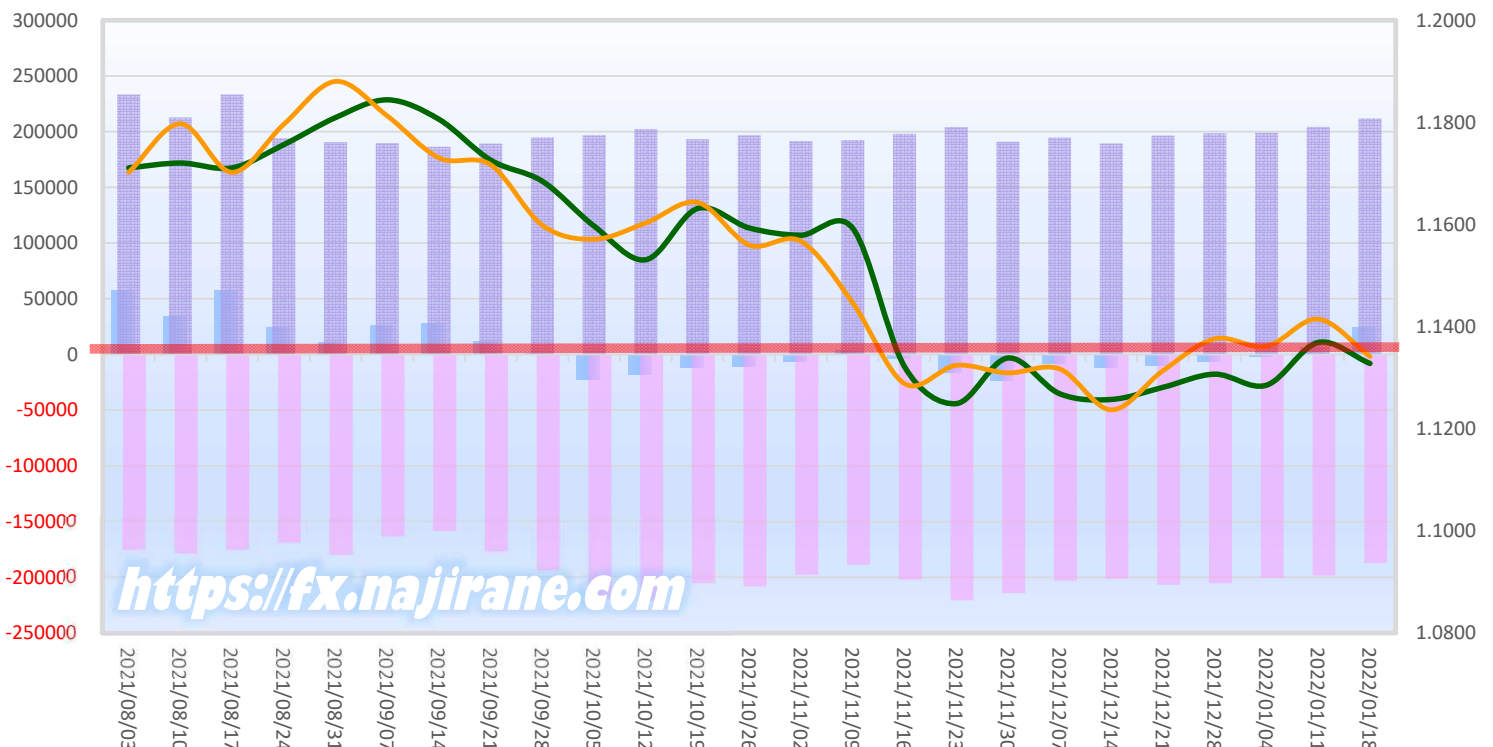
売越し Long Short 火曜終値 金曜終値



EURO FX - CHICAGO MERCANTILE EXCHANGE											Code-099741			
2021/07/27 ~ 2022/01/18											2022/01/21 NYクローズ時公表値			
Report_Date	Non Commercial Positions								参考引け値					
	Long	増減		Short	増減		売り越し	増減		買い計	増減		1/18(火)	1/21(金)
2022/01/18	211901	7540	3.7%	187317	-11039	-5.6%	-24584	18579	309.4%	399218	-3499	-0.9%	1.1328	1.1342
2022/01/11	204361	5288	2.7%	198356	-2271	-1.1%	-6005	-7559	-486.4%	402717	3017	0.8%	1.1369	1.1415
2022/01/04	199073	456	0.2%	200627	-4624	-2.3%	1554	-5080	-76.6%	399700	-4168	-1.0%	1.1285	1.1361
2021/12/28	198617	2022	1.0%	205251	-1506	-0.7%	6634	-3528	-34.7%	403868	516	0.1%	1.1307	1.1376
2021/12/21	196595	7065	3.7%	206757	5348	2.7%	10162	-1717	-14.5%	403352	12413	3.2%	1.1281	1.1314
2021/12/14	189530	-5339	-2.7%	201409	-1759	-0.9%	11879	3580	43.1%	390939	-7098	-1.8%	1.1257	1.1237
2021/12/07	194869	3821	2.0%	203168	-11120	-5.2%	8299	-14941	-64.3%	398037	-7299	-1.8%	1.1269	1.1317
2021/11/30	191048	-13166	-6.4%	214288	-6378	-2.9%	23240	6788	41.3%	405336	-19544	-4.6%	1.1339	1.1309
2021/11/23	204214	6033	3.0%	220666	18659	9.2%	16452	12626	330.0%	424880	24692	6.2%	1.1249	1.1324
2021/11/16	198181	5637	2.9%	202007	13236	7.0%	3826	-7599	-201.4%	400188	18873	4.9%	1.1322	1.1288
2021/11/09	192544	1048	0.5%	188771	-8863	-4.5%	-3773	-9911	-161.5%	381315	-7815	-2.0%	1.1592	1.1446
2021/11/02	191496	-5384	-2.7%	197634	-10502	-5.0%	6138	-5118	-45.5%	389130	-15886	-3.9%	1.1579	1.1567
2021/10/26	196880	3560	1.8%	208136	2709	1.3%	11256	-851	-7.0%	405016	6269	1.6%	1.1593	1.1560
2021/10/19	193320	-9192	-4.5%	205427	-15483	-7.0%	12107	-6291	-34.2%	398747	-24675	-5.8%	1.1631	1.1643
2021/10/12	202512	5693	2.9%	220910	1757	0.8%	18398	-3936	-17.6%	423422	7450	1.8%	1.1531	1.1603
2021/10/05	196819	1776	0.9%	219153	24982	12.9%	22334	-23206	-2661.2%	415972	26758	6.9%	1.1597	1.1571
2021/09/28	195043	5637	3.0%	194171	16860	9.5%	-872	-11223	-92.8%	389214	22497	6.1%	1.1685	1.1598
2021/09/21	189406	2852	1.5%	177311	18562	11.7%	-12095	-15710	-56.5%	366717	21414	6.2%	1.1726	1.1717
2021/09/14	186554	-3350	-1.8%	158749	-4847	-3.0%	-27805	1497	5.7%	345303	-8197	-2.3%	1.1806	1.1731
2021/09/07	189904	-689	-0.4%	163596	-16521	-9.2%	-26308	15832	151.1%	353500	-17210	-4.6%	1.1844	1.1813
2021/08/31	190593	-3576	-1.8%	180117	10578	6.2%	-10476	-14154	-57.5%	370710	7002	1.9%	1.1809	1.1880
2021/08/24	194169	-39360	-16.9%	169539	-6350	-3.6%	-24630	-33010	-57.3%	363708	-45710	####	1.1756	1.1796
2021/08/17	233529	20720	9.7%	175889	-3063	-1.7%	-57640	23783	70.2%	409418	17657	4.5%	1.1711	1.1702
2021/08/10	212809	13742	6.9%	178952	17892	11.1%	-33857	-4150	-10.9%	391761	31634	8.8%	1.1721	1.1797
2021/08/03	199067	-3178	-1.6%	161060	-3059	-1.9%	-38007	-119	-0.3%	360127	-6237	-1.7%	1.1863	1.1759
2021/07/27	202245			164119			-38126			366364			1.1818	1.1861

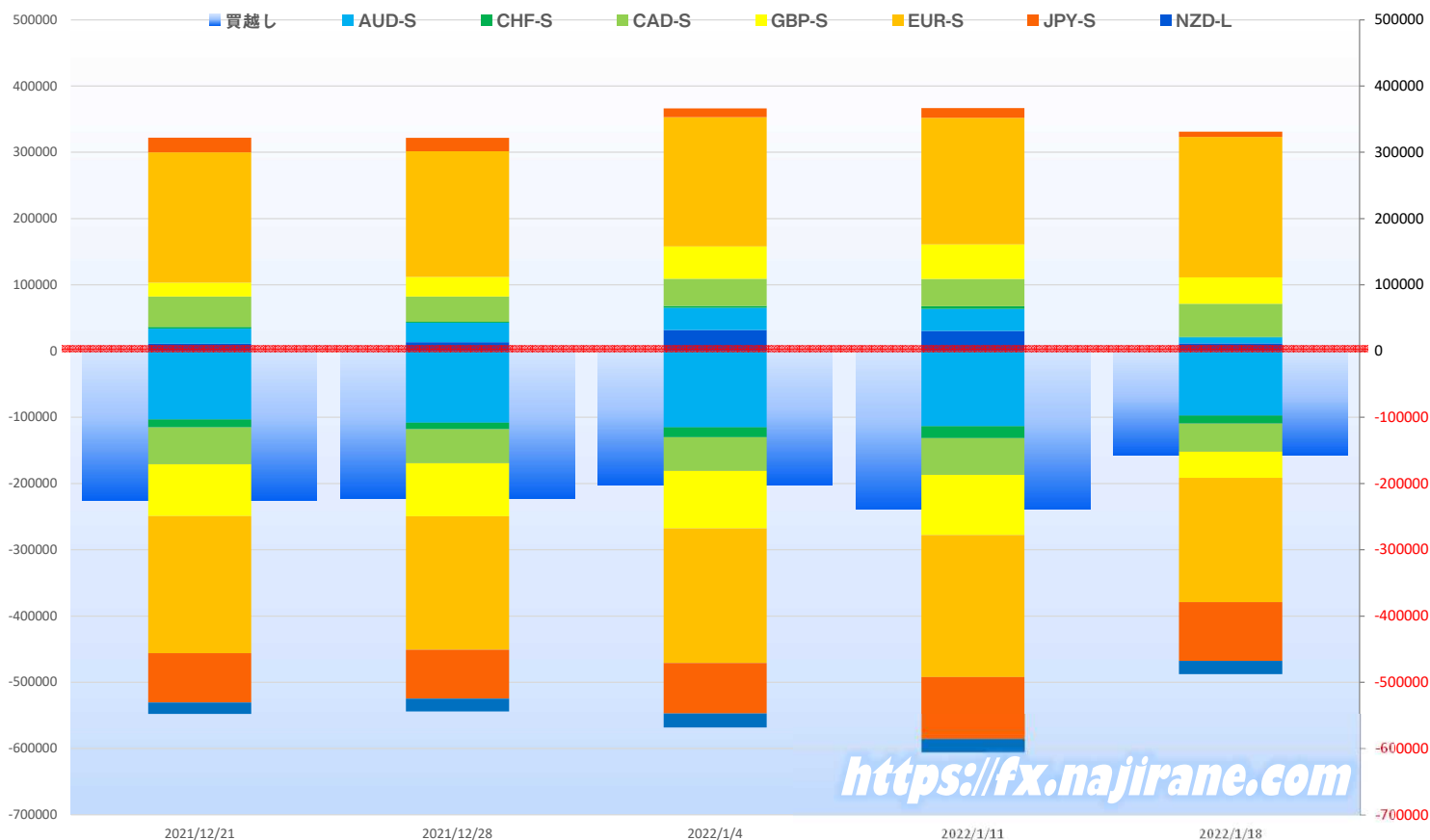
EURO FX - CHICAGO MERCANTILE EXCHANGE FUTURES ONLY POSITIONS

■ 売越し ■ Long ■ Short ■ 火曜終値 ■ 金曜終値



	2021/12/21			2021/12/28			2022/01/04			2022/01/11			2022/01/18		
	Long	Short	売り越し	Long	Short	売り越し	Long	Short	売り越し	Long	Short	売り越し	Long	Short	売り越し
JPY	22191	74477	52286	32475	85577	53102	40816	103078	62262	22364	109889	87525	8002	88881	80879
	前週比 枚数増減 (枚)			10284	11100	816	8341	17501	9160	-18452	6811	25263	-14362	-21008	-6646
	前週比 枚数増減 (%)			46.3%	14.9%	1.6%	25.7%	20.5%	17.2%	-45.2%	6.6%	40.6%	-64.2%	-19.1%	-7.6%
EUR	196595	206757	10162	198617	205251	6634	199073	200627	1554	204361	198356	-6005	211901	187317	-24584
	前週比 枚数増減 (枚)			2022	-1506	-3528	456	-4624	-5080	5288	-2271	7559	7540	-11039	18579
	前週比 枚数増減 (%)			1.0%	-0.7%	-34.7%	0.2%	-2.3%	-76.6%	2.7%	-1.1%	486.4%	3.7%	-5.6%	309.4%
GBP	20824	78510	57686	23093	73812	50719	25980	65151	39171	30506	59672	29166	39760	40007	247
	前週比 枚数増減 (枚)			2269	-4698	-6967	2887	-8661	-11548	4526	-5479	-10005	9254	-19665	-28919
	前週比 枚数増減 (%)			10.9%	-6.0%	-12.1%	12.5%	-11.7%	-22.8%	17.4%	-8.4%	-25.5%	30.3%	-33.0%	-99.2%
AUD	22958	103312	80354	16885	98626	81741	12632	101998	89366	12383	103869	91486	9051	97505	88454
	前週比 枚数増減 (枚)			-6073	-4686	1387	-4253	3372	7625	-249	1871	2120	-3332	-6364	-3032
	前週比 枚数増減 (%)			-26.5%	-4.5%	1.7%	-25.2%	3.4%	9.3%	-2.0%	1.8%	2.4%	-26.9%	-6.1%	-3.3%
CAD	45925	55802	9877	42528	52862	10334	41905	52930	11025	44284	51660	7376	49792	42300	-7492
	前週比 枚数増減 (枚)			-3397	-2940	457	-623	68	691	2379	-1270	-3649	5508	-9360	14868
	前週比 枚数増減 (%)			-7.4%	-5.3%	4.6%	-1.5%	0.1%	6.7%	5.7%	-2.4%	-33.1%	12.4%	-18.1%	201.6%
CHF	2460	11687	9227	1043	11761	10718	4510	14039	9529	4571	12231	7660	925	11735	10810
	前週比 枚数増減 (枚)			-1417	74	1491	3467	2278	-1189	61	-1808	-1869	-3646	-496	3150
	前週比 枚数増減 (%)			-57.6%	0.6%	16.2%	332.4%	19.4%	-11.1%	1.4%	-12.9%	-19.6%	-79.8%	-4.1%	41.1%
NZD	11050	17186	6136	11231	19652	8421	9417	18262	8845	10960	19564	8604	11612	19943	8331
	前週比 枚数増減 (枚)			181	2466	2285	-1814	-1390	424	1543	1302	-241	652	379	-273
	前週比 枚数増減 (%)			1.6%	14.3%	37.2%	-16.2%	-7.1%	5.0%	16.4%	7.1%	-2.7%	5.9%	1.9%	-3.2%
MXN	30021	34813	4792	33561	42569	9008	44876	54366	9490	53194	57645	4451	75461	70541	-4920
	前週比 枚数増減 (枚)			3540	7756	4216	11315	11797	482	8318	3279	-5039	22267	12896	9371
	前週比 枚数増減 (%)			11.8%	22.3%	88.0%	33.7%	27.7%	5.4%	18.5%	6.0%	-53.1%	41.9%	22.4%	210.5%
Total All 8	352024	582544	230520	359433	590110	230677	379209	610451	231242	382623	612886	230263	406504	558229	151725
	前週比 枚数増減 (枚)			7409	7566	157	19776	20341	565	3414	2435	-979	23881	-54657	-78538
	前週比 枚数増減 (%)			2.1%	1.3%	0.1%	5.5%	3.4%	0.2%	0.9%	0.4%	-0.4%	6.2%	-8.9%	-34.1%
Total 7 (MXN除く)	322003	547731	225728	325872	547541	221669	334333	556085	221752	329429	555241	225812	331043	487688	156645
	前週比 枚数増減 (枚)			3869	-190	-4059	8461	8544	83	-4904	-844	4060	1614	-67553	-69167
	前週比 枚数増減 (%)			1.2%	0.0%	-1.8%	2.6%	1.6%	0.0%	-1.5%	-0.2%	1.8%	0.5%	-12.2%	-30.6%

直近5週 CFTC IMM主要7通貨の売買構成

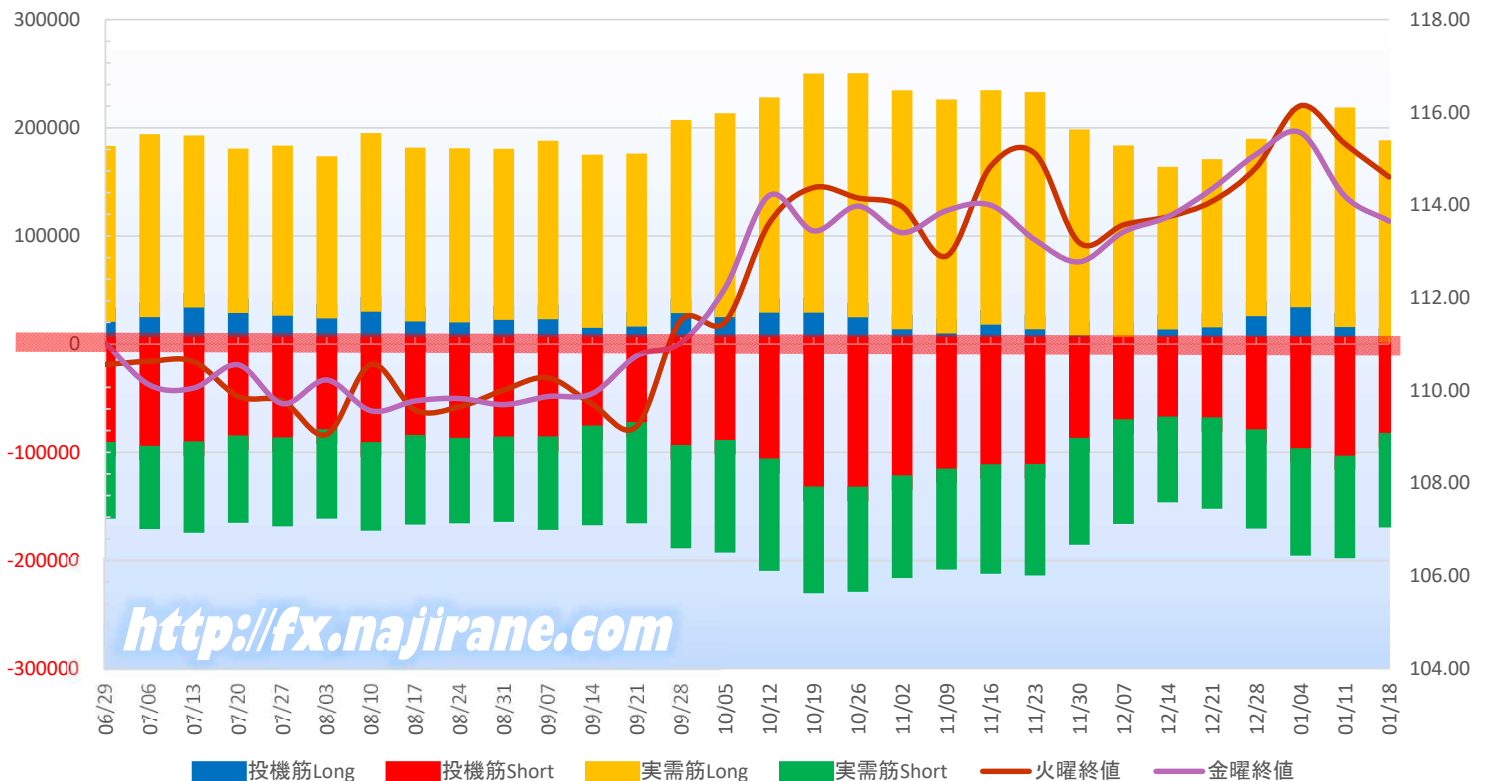


**JAPANESE YEN - CHICAGO MERCANTILE EXCHANGE
FUTURES ONLY POSITIONS**

Code-097741
2022/01/21 公表値

Date	投機筋集計				実需筋集計				投機筋+実需筋合計				ドル円終値	
	円買い	円売り	売り越し	売買計	円買い	円売り	売り越し	売買計	円買い	円売り	売り越し	売買計	火曜締め	金曜締め
2022/01/18	8002	88881	80879	96883	173701	73961	-99740	247662	181703	162842	-18861	344545	114.61	113.65
2022/01/11	22364	109889	87525	132253	189708	81316	-108392	271024	212072	191205	-20867	403277	115.32	114.19
2022/01/04	40816	103078	62262	143894	170537	85793	-84744	256330	211353	188871	-22482	400224	116.14	115.56
2021/12/28	32475	85577	53102	118052	150647	78283	-72364	228930	183122	163860	-19262	346982	114.81	115.10
2021/12/21	22191	74477	52286	96668	142161	71002	-71159	213163	164352	145479	-18873	309831	114.08	114.35
2021/12/14	20231	73754	53523	93985	136938	65878	-71060	202816	157169	139632	-17537	296801	113.75	113.75
2021/12/07	13148	76229	63081	89377	163847	83350	-80497	247197	176995	159579	-17416	336574	113.57	113.42
2021/11/30	14585	93451	78866	108036	177285	85252	-92033	262537	191870	178703	-13167	370573	113.19	112.77
2021/11/23	20285	117538	97253	137823	205923	89698	-116225	295621	226208	207236	-18972	433444	115.11	113.25
2021/11/16	24635	117761	93126	142396	203468	87710	-115758	291178	228103	205471	-22632	433574	114.84	114.00
2021/11/09	16440	121791	105351	138231	203044	79845	-123199	282889	219484	201636	-17848	421120	112.90	113.88
2021/11/02	20337	127961	107624	148298	207612	81607	-126005	289219	227949	209568	-18381	437517	113.97	113.40
2021/10/26	31487	138523	107036	170010	212303	83757	-128546	296060	243790	222280	-21510	466070	114.15	113.98
2021/10/19	35713	138447	102734	174160	207735	85095	-122640	292830	243448	223542	-19906	466990	114.38	113.44
2021/10/12	35810	112444	76634	148254	185560	90468	-95092	276028	221370	202912	-18458	424282	113.61	114.21
2021/10/05	31569	95263	63694	126832	175160	90697	-84463	265857	206729	185960	-20769	392689	111.48	112.21
2021/09/28	35328	100088	64760	135416	165246	81967	-83279	247213	200574	182055	-18519	382629	111.51	111.03
2021/09/21	22844	78915	56071	101759	146680	80086	-66594	226766	169524	159001	-10523	328525	109.23	110.75
2021/09/14	21728	82023	60295	103751	146716	78681	-68035	225397	168444	160704	-7740	329148	109.70	109.93
2021/09/07	29704	92029	62325	121733	151585	73003	-78582	224588	181289	165032	-16257	346321	110.27	109.87
2021/08/31	29030	92160	63130	121190	144849	65434	-79415	210283	173879	157594	-16285	331473	110.01	109.69
2021/08/24	26763	93434	66671	120197	147612	65542	-82070	213154	174375	158976	-15399	333351	109.65	109.83
2021/08/17	27532	90740	63208	118272	147403	69312	-78091	216715	174935	160052	-14883	334987	109.58	109.77
2021/08/10	36684	97341	60657	134025	151720	68459	-83261	220179	188404	165800	-22604	354204	110.56	109.56
2021/08/03	30409	85599	55190	116008	136596	68989	-67607	205585	167005	154588	-12417	321593	109.05	110.23
2021/07/27	32975	92909	59934	125884	143819	68805	-75014	212624	176794	161714	-15080	338508	109.77	109.71
2021/07/20	35474	91205	55731	126679	138577	67311	-71266	205888	174051	158516	-15535	332567	109.87	110.55
2021/07/13	40440	96690	56250	137130	145716	70980	-74736	216696	186156	167670	-18486	353826	110.62	110.05
2021/07/06	31625	100761	69136	132386	155707	63576	-92131	219283	187332	164337	-22995	351669	110.63	110.12
2021/06/29	27380	97275	69895	124655	149165	57450	-91715	206615	176545	154725	-21820	331270	110.56	111.03

**JAPANESE YEN - CHICAGO MERCANTILE EXCHANGE
FUTURES ONLY POSITIONS Cord-097741**

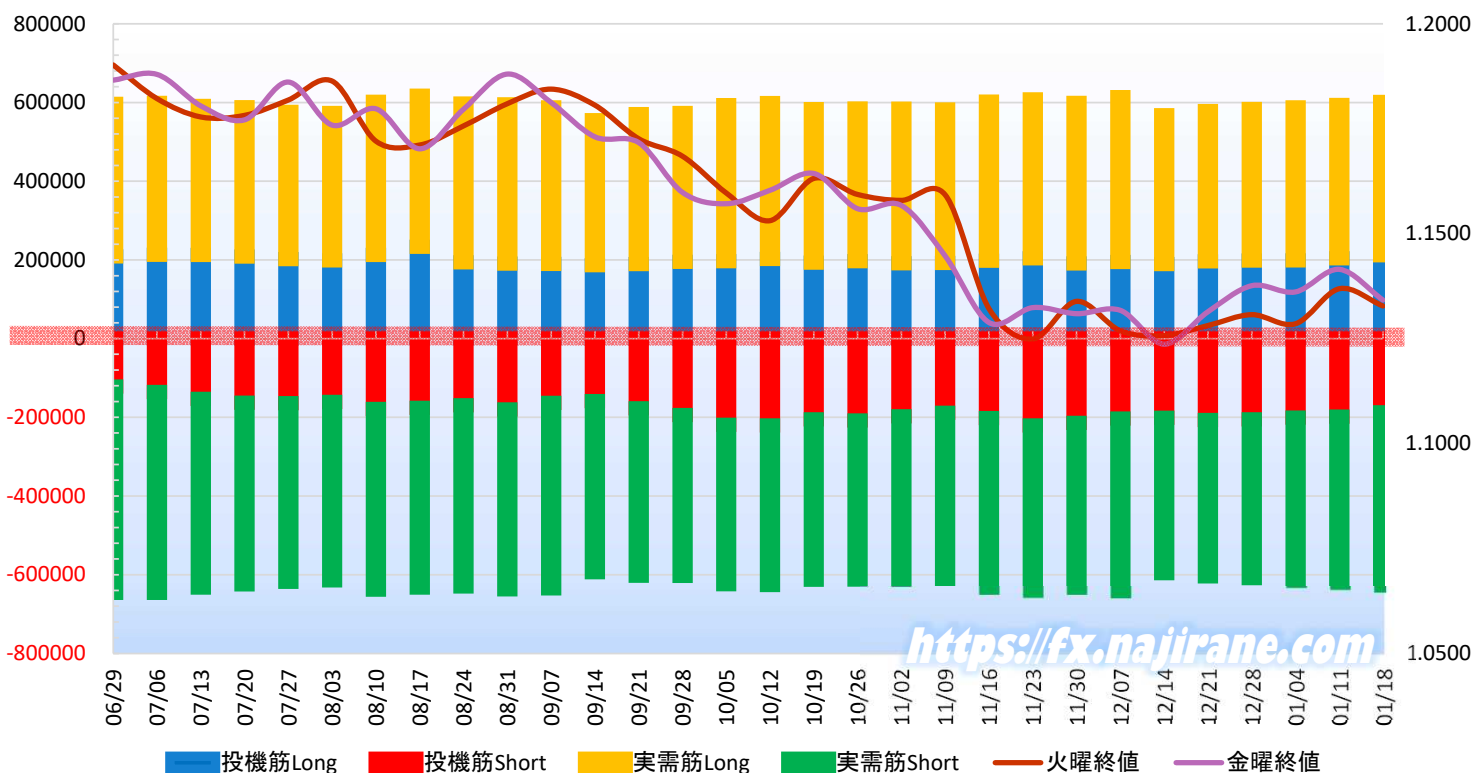


EURO FX - CHICAGO MERCANTILE EXCHANGE
FUTURES ONLY POSITIONS

Code-099741
2022/01/21 公表値

Date	投機筋集計				実需筋集計				投機筋+実需筋合計				ユーロドル終値	
	EUR買い	EUR売り	売り越し	売買計	EUR買い	EUR売り	売り越し	売買計	EUR買い	EUR売り	売り越し	売買計	火曜締め	金曜締め
2022/01/18	211901	187317	-24584	399218	389617	440081	50464	829698	601518	627398	25880	1228916	1.1328	1.1342
2022/01/11	204361	198356	-6005	402717	389191	422581	33390	811772	593552	620937	27385	1214489	1.1369	1.1415
2022/01/04	199073	200627	1554	399700	388742	415200	26458	803942	587815	615827	28012	1203642	1.1285	1.1361
2021/12/28	198617	205251	6634	403868	384857	403390	18533	788247	583474	608641	25167	1192115	1.1307	1.1376
2021/12/21	196595	206757	10162	403352	381670	397296	15626	778966	578265	604053	25788	1182318	1.1281	1.1314
2021/12/14	189530	201409	11879	390939	378079	394668	16589	772747	567609	596077	28468	1163686	1.1257	1.1237
2021/12/07	194869	203168	8299	398037	418656	438831	20175	857487	613525	641999	28474	1255524	1.1269	1.1317
2021/11/30	191048	214288	23240	405336	407774	418645	10871	826419	598822	632933	34111	1231755	1.1339	1.1309
2021/11/23	204214	220666	16452	424880	403595	420430	16835	824025	607809	641096	33287	1248905	1.1249	1.1324
2021/11/16	198181	202007	3826	400188	404266	431251	26985	835517	602447	633258	30811	1235705	1.1322	1.1288
2021/11/09	192544	188771	-3773	381315	389822	421863	32041	811685	582366	610634	28268	1193000	1.1592	1.1446
2021/11/02	191496	197634	6138	389130	392882	415610	22728	808492	584378	613244	28866	1197622	1.1579	1.1567
2021/10/26	196880	208136	11256	405016	387905	404160	16255	792065	584785	612296	27511	1197081	1.1593	1.1560
2021/10/19	193320	205427	12107	398747	389682	407255	17573	796937	583002	612682	29680	1195684	1.1631	1.1643
2021/10/12	202512	220910	18398	423422	396224	405177	8953	801401	598736	626087	27351	1224823	1.1531	1.1603
2021/10/05	196819	219153	22334	415972	396534	405021	8487	801555	593353	624174	30821	1217527	1.1597	1.1571
2021/09/28	195043	194171	-872	389214	378476	408900	30424	787376	573519	603071	29552	1176590	1.1685	1.1598
2021/09/21	189406	177311	-12095	366717	381122	425371	44249	806493	570528	602682	32154	1173210	1.1726	1.1717
2021/09/14	186554	158749	-27805	345303	368593	434853	66260	803446	555147	593602	38455	1148749	1.1806	1.1731
2021/09/07	189904	163596	-26308	353500	397755	471071	73316	868826	587659	634667	47008	1222326	1.1844	1.1813
2021/08/31	190593	180117	-10476	370710	404630	456842	52212	861472	595223	636959	41736	1232182	1.1809	1.1880
2021/08/24	194169	169539	-24630	363708	403032	460425	57393	863457	597201	629964	32763	1227165	1.1756	1.1796
2021/08/17	233529	175889	-57640	409418	383684	456767	73083	840451	617213	632656	15443	1249869	1.1711	1.1702
2021/08/10	212809	178952	-33857	391761	388866	458925	70059	847791	601675	637877	36202	1239552	1.1721	1.1797
2021/08/03	199067	161060	-38007	360127	374123	453158	79035	827281	573190	614218	41028	1187408	1.1863	1.1759
2021/07/27	202245	164119	-38126	366364	373953	453802	79849	827755	576198	617921	41723	1194119	1.1818	1.1861
2021/07/20	208669	162847	-45822	371516	379176	461577	82401	840753	587845	624424	36579	1212269	1.1782	1.1771
2021/07/13	212851	153138	-59713	365989	378329	479700	101371	858029	591180	632838	41658	1224018	1.1778	1.1804
2021/07/06	212998	135808	-77190	348806	386189	510347	124158	896536	599187	646155	46968	1245342	1.1822	1.1880
2021/06/29	209058	121912	-87146	330970	387635	524237	136602	911872	596693	646149	49456	1242842	1.1902	1.1866

EURO FX - CHICAGO MERCANTILE EXCHANGE
FUTURES ONLY POSITIONS Code-099741



<https://fx.najirane.com>

Bitcoin/USD 及び CME Futures (当月及び限月別)

※取引単位=5ビットコイン
(CME CFビットコイン参考基準レート=BRRを対象)

Bitcoin/USD					CME Futures 2022/01		CME Futures 2022/02		CME Futures 2022/03		CME Futures 2022/04		CME Futures 2022/05		CME Futures 2022/12	
Date	Open	High	Low	Close	Close2	Volume	Close	Volume	Close	Volume	Close	Volume	Close	Volume	Close	Volume
2021/11/14	64455	65495	63648	65467	0	0	0	0	0	0	0	0	0	0	0	0
2021/11/15	65521	66282	63548	63558	64860	137	65240	22	65595	10	66040	11			69150	0
2021/11/16	63721	63721	59016	60161	60565	137	60910	22	61230	10	61630	11			64535	0
2021/11/17	60140	60824	58515	60368	61405	131	61745	60	62025	109	62420	11			65365	0
2021/11/18	60360	60949	56551	56942	58945	210	59305	26	59645	7	60005	4			62920	2
2021/11/19	56896	58351	55705	58120	58880	190	59190	24	59480	6	59740	5			62555	1
2021/11/20	58115	59860	57470	59697	0	0	0	0	0	0	0	0			0	0
2021/11/21	59731	60004	58619	58730	0	0	0	0	0	0	0	0			0	0
2021/11/22	58707	59266	55680	56289	56665	673	56995	275	57315	31	57615	3			60250	0
2021/11/23	56305	57876	55633	57569	58710	673	59025	275	59330	31	59660	3			62475	0
2021/11/24	57566	57803	55964	56280	58250	2849	58485	428	58705	110	58995	8	59295.000C	0	61870	0
2021/11/25	57165	59368	57147	57275	59975	2849	60230	428	60285	110	0	0	null	null	0	0
2021/11/26	58960	59183	53570	53570	54835	2849	55110	428	55330	110	55560	8	55860.000C	0	58500	0
2021/11/27	53736	55329	53668	54815	0	0	0	0	0	0	0	0			0	0
2021/11/28	54813	57394	53577	57248	0	0	0	0	0	0	0	0			0	0
2021/11/29	57292	58873	56793	57807	58900	967	59190	171	59420	39	59720	8	60095.000C	0	62785	0
2021/11/30	57830	59113	56057	57005	58160	819	58420	158	58660	47	58975	1	59370.000C	0	62285	0
2021/12/1	56908	59042	56553	57230	57385	722	57660	119	57905	21	58205	3	58520.000C	0	60960	0
2021/12/2	57217	57349	55895	56478	57545	568	57840	108	58110	9	58430	5	58800.000C	2	61445	0
2021/12/3	56509	57482	52497	53598	53865	1351	54090	251	54300	80	54530	9	54875.000C	2	57795	0
2021/12/4	53728	53905	42875	49201	0	0	0	0	0	0	0	0			0	0
2021/12/5	49202	49768	47857	49369	0	0	0	0	0	0	0	0			0	0
2021/12/6	49413	50930	47281	50583	49315	1274	49555	222	49760	80	50000	6	50290.000C	0	52645	0
2021/12/7	50582	51935	50176	50700	50925	1274	51165	222	51380	80	51635	6	51915.000C	0	54275	0
2021/12/8	50668	51171	48766	50505	51220	886	51460	99	51690	69	51925	8	52190.000C	2	54670	0
2021/12/9	50450	50797	47358	47672	47940	794	48140	95	48350	32	48580	2	48845.000C	0	51335	0
2021/12/10	47642	50015	47024	47243	48690	877	48880	150	49070	62	49275	0	49510.000C	0	52225	0
2021/12/11	47265	49458	46942	49363	0	0	0	0	0	0	0	0			0	0
2021/12/12	49355	50725	48726	50098	0	0	0	0	0	0	0	0			0	0
2021/12/13	50115	50205	45895	46737	46795	944	46970	105	47140	42	47325	0	47525.000C	0	50260	0
2021/12/14	46710	48431	46424	46613	48050	1175	48230	105	48410	29	48600	7	48800.000C	1	51480	0
2021/12/15	48380	49474	46672	48897	49530	787	49725	86	49910	18	50105	2	50305.000C	0	53070	0
2021/12/16	48900	49426	47530	47665	48180	767	48370	78	48570	52	48770	2	48990.000C	0	51695	0
2021/12/17	47654	48005	45618	46202	46430	767	46615	78	46805	52	47000	2	47195.000C	0	49835	0
2021/12/18	46219	47314	45598	46849	0	0	0	0	0	0	0	0			0	0
2021/12/19	46854	48090	46503	46707	0	0	0	0	0	0	0	0			0	0
2021/12/20	46707	47402	45580	46880	47280	949	47490	214	47700	24	47905	2	48100.000C	1	50620	0
2021/12/21	46886	49301	46699	48937	48885	949	49105	214	49310	24	49525	2	49735.000C	1	52230	0
2021/12/22	48937	49545	48451	48629	49230	925	49445	87	49655	8	49870	8	50105.000C	0	52575	0
2021/12/23	48626	51332	48066	50785	51240	925	51455	87	51660	8	51875	0	52110.000C	0	54580	0
2021/12/24	50806	51814	50514	50822	0	0	0	0	0	0	0	0			0	0
2021/12/25	50855	51177	50237	50430	0	0	0	0	0	0	0	0			0	0
2021/12/26	50429	51196	49623	50810	0	0	0	0	0	0	0	0			0	0
2021/12/27	50803	51956	50499	50640	51480	3475	51695	244	51930	97	52165	1	52400.000C	1	54850	0
2021/12/28	50680	50680	47414	47589	47935	4706	48120	378	48355	60	48630	0	48865.000C	0	51275	0
2021/12/29	47624	48120	46201	46445	47460	5210	47680	279	47915	23	48190	1	48425.000C	1	50820	1
2021/12/30	46491	47880	46060	47178	47210	4197	47485	2276	47730	93	47975	1	48210.000C	2	50595	0
2021/12/31	47169	48473	45820	46306	45815	4197	46015	2276	46245	93	46520	1	46755.000C	2	49020	0
2022/1/1	46312	47827	46288	47687	0	0	0	0	0	0	0	0			0	0
2022/1/2	47681	47881	46857	47345	0	0	0	0	0	0	0	0			0	0
2022/1/3	47344	47511	45836	46458	45865	4161	46085	318	46315	104	46540	1	46775.000C	0	49125	0
2022/1/4	46459	47407	45752	45898	46305	5049	46510	487	46735	119	46970	2	47205.000C	0	49580	0
2022/1/5	45899	46929	42798	43569	43830	5049	44020	487	44230	119	44455	2	44685.000C	0	46930	0
2022/1/6	43566	43749	42646	43161	43215	5222	43385	442	43555	94	43745	11	43970.000C	0	46425	0
2022/1/7	43154	43154	41077	41558	41870	5222	41990	442	42165	94	42355	11	42590.000C	0	45085	0
2022/1/8	41561	42229	40672	41734	0	0	0	0	0	0	0	0			0	0
2022/1/9	41735	42664	41338	41912	0	0	0	0	0	0	0	0			0	0
2022/1/10	41910	42199	39797	41821	41745	9276	41870	1052	42040	82	42215	6	42425.000C	3	44790	0
2022/1/11	41820	43001	41408	42736	42805	8665	42940	904	43110	188	43295	31	43515.000C	1	45840	0
2022/1/12	42742	44135	42529	43949	43825	6191	43950	578	44115	212	44300	14	44525.000C	0	46855	0
2022/1/13	43947	44278	42447	42592	42675	4068	42790	387	42930	85	43095	5	43315.000C	0	45790	0
2022/1/14	42599	43347	41983	43100	43120	4202	43245	464	43395	181	43575	9	43770.000C	1	46135	0
2022/1/15	43102	43725	42669	43177	0	0	0	0	0	0	0	0			0	0
2022/1/16	43172	43437	42691	43114	0	0	---	---	---	---	---	---	---	---	---	---
2022/1/17	43118	43179	41680	42251	0	0	---	---	---	---	---	---	---	---	---	---
2022/1/18	42250	42534	41392	42376	41665	4202	41740	464	41830	181	41965	9	42140.000C	1	44620	0
2022/1/19	42374	42478	41243	41744	41575	6542	41645	891	41695	242	41810	25	41950.000C	2	44425	0
2022/1/20	41744	43413	40673	40680	42675	7229	42710	1204	42775	251	42865	43	43000.000C	4	45510	0
2022/1/21	40700	41061	35791	36457	38180	7229	36745	2082	36440	467	38355	43	38465.000C	4	40865	0



Date	BTC(BitCoin)/JPY						ETH(Ethereum)/JPY						XRP(Ripple)/JPY					
	Open	High	Low	Close	Volume		Open	High	Low	Close	Volume		Open	High	Low	Close	Volume	
2021/11/23	6463256.00	6664734.50	6385021.50	6628604.00	4316181.06		469458.50	505016.38	467249.91	499803.13	2548489.58		119.0491	123.3674	117.4504	122.8628	356751.47	
2021/11/24	6628232.50	6654636.00	6453052.50	6495718.00	4228367.21		499719.34	503892.19	481542.13	489365.97	2520480.73		122.8739	123.7713	116.6536	120.2732	363790.27	
2021/11/25	6597861.00	6847887.50	6596299.00	6590912.50	3945250.31		492991.56	524708.56	490581.19	491918.22	2152528.46		119.3535	122.8228	118.1406	118.7450	357554.94	
2021/11/26	6784884.50	6801135.00	6070792.50	6070792.50	4738202.19		520395.47	522965.03	448083.44	456802.69	2978383.93		120.2443	120.4478	105.3541	106.1119	486556.46	
2021/11/27	6089680.00	6270187.00	6081965.50	6211917.50	3463308.57		458172.78	474569.19	457097.88	464282.47	1871640.67		106.5270	109.6166	106.1358	107.3367	273159.05	
2021/11/28	6211685.00	6526998.50	6071582.50	6510577.00	3197590.89		464819.28	488885.84	452163.28	488386.44	1814268.15		107.4036	110.3111	101.6041	110.1712	296308.96	
2021/11/29	6515518.00	6694553.00	6438625.50	6578705.00	3683979.67		488669.97	506599.41	485738.59	505877.41	2172145.93		110.2929	113.9346	109.5974	112.8906	332006.35	
2021/11/30	6581385.00	6659183.50	6344891.50	6453907.00	4155988.01		506180.44	535460.19	493272.38	524355.94	3240951.76		112.8368	116.1554	110.1246	113.0746	333966.61	
2021/12/1	6442873.50	6672937.50	6380469.50	6460246.50	4160645.23		523472.94	542092.81	510869.78	517790.91	3119488.32		113.0107	115.0855	110.7712	111.8586	290174.35	
2021/12/2	6458840.00	6477022.50	6316086.00	6383236.00	3659648.82		517716.72	522790.25	502498.84	509876.44	2430274.88		111.8570	111.8570	108.4650	109.8927	254398.02	
2021/12/3	6386779.00	6507063.00	5917380.00	6046525.50	4488691.93		510221.53	526079.75	462165.69	476146.28	2919528.56		110.0216	111.5397	102.1201	104.0402	306240.82	
2021/12/4	6061149.50	6081095.00	4836711.50	5550085.50	6924611.35		476942.28	478630.38	397718.03	464710.06	4340623.50		104.2487	104.5388	69.3235	95.5491	786341.74	
2021/12/5	5550177.50	5614096.00	5398565.00	5580876.50	4205052.05		464714.72	479074.19	455756.75	474597.31	2886372.31		95.5130	97.4381	88.0330	91.0681	401701.46	
2021/12/6	5585922.00	5780398.50	5352887.00	5739481.00	4278551.61		474673.88	496555.97	449421.25	494574.78	3203131.13		91.1192	94.4149	85.1747	93.9837	391230.37	
2021/12/7	5739390.50	5899211.50	5699269.50	5755790.50	3823202.50		494557.72	520990.31	484296.03	489872.13	2539152.33		94.0750	96.0605	91.6692	92.9313	308805.56	
2021/12/8	5752108.00	5825451.50	5549834.00	5741637.50	3237714.63		489488.22	506951.22	481913.38	504688.38	2126400.06		92.8121	100.6480	91.4495	98.1451	345484.95	
2021/12/9	5735417.50	5777111.00	5372679.00	5407997.00	3358274.21		503968.44	509780.31	462734.00	467358.09	2529306.64		98.0127	105.6709	94.8584	97.7040	516818.51	
2021/12/10	5404596.00	5684089.50	5331781.50	5356681.50	3511080.06		466651.66	480399.09	441948.31	443164.78	3176434.53		97.6760	100.1826	90.2916	90.8324	370439.56	
2021/12/11	5359100.00	5608314.00	5322557.00	5597461.50	2922854.69		443297.63	464426.06	436084.84	463156.47	2169416.72		90.9417	95.7406	89.5045	95.1739	232350.62	
2021/12/12	5496594.00	5751946.00	5525268.00	5686787.50	2490376.12		463197.19	472661.16	452792.59	469312.13	1595713.76		95.1095	97.1593	91.9867	95.0007	184805.20	
2021/12/13	5688649.50	5698443.00	5206400.00	5308443.00	3653496.94		469528.53	470675.78	417715.09	429812.47	2725901.98		95.5040	96.0361	86.7627	88.9211	284974.16	
2021/12/14	5530351.50	5508854.00	5271205.00	5301837.50	3939883.13		429653.03	439812.19	420281.94	426015.75	2711252.67		88.9103	92.8491	88.1384	90.5674	395737.96	
2021/12/15	5502834.00	5640897.00	5313186.50	5581279.50	4171039.61		439302.13	465918.03	417089.09	458675.97	3014685.34		92.3274	95.7843	88.7749	94.4465	352485.23	
2021/12/16	5881706.50	5643535.50	5403315.50	5418103.00	3099555.72		458907.25	467442.56	449728.53	450411.75	2253557.23		94.4813	95.4966	91.4621	91.6437	247600.01	
2021/12/17	5416773.50	5459174.50	5172005.00	5254308.50	3741648.57		450018.78	454221.69	420465.91	441169.41	2631848.78		91.6164	94.0628	88.4137	90.9842	268856.10	
2021/12/18	5255984.50	5380292.00	5185386.50	5327408.50	2967767.35		441260.94	454158.38	429243.56	450409.19	2220955.83		90.8619	94.9154	90.1570	94.0854	20575.23	
2021/12/19	5327987.50	5468516.00	5288083.50	5302203.50	2855500.77		450410.59	456981.75	442851.53	445294.69	1835375.10		94.0626	96.4123	93.3952	94.7934	178929.02	
2021/12/20	5302209.50	5387134.00	5175255.50	5328689.50	3519312.75		445419.91	452166.41	426852.84	447144.00	2454011.82		94.8962	103.7809	93.8098	100.0065	521388.88	
2021/12/21	5329348.50	5607536.00	5304000.00	5578511.00	3084216.22		447669.06	461654.41	445434.72	458288.03	1868207.20		99.9616	109.6147	97.0385	108.0266	427360.46	
2021/12/22	5578566.00	5652054.00	5535972.00	5550142.00	2790333.47		458109.72	464770.72	451060.44	454490.97	1588938.76		108.0784	111.0354	105.9387	108.9631	378603.58	
2021/12/23	5549895.00	5497986.50	5491858.50	5813032.00	3230634.92		454475.22	474856.09	445431.81	470222.34	2061195.39		108.9774	116.3452	107.4190	113.6960	487302.26	
2021/12/24	5815494.00	5924934.00	577519.50	5814389.50	2787847.55		470603.47	472735.06	460951.19	463115.56	1460866.97		113.8683	114.0932	102.8573	104.3441	442149.67	
2021/12/25	5818133.50	5854935.50	574706.00	5769503.50	2177230.16		463321.38	473478.75	460821.03	468297.94	1246434.28		104.3838	106.8458	103.2307	105.8053	199873.01	
2021/12/26	5769370.00	5851674.50	5677205.50	5809738.00	2397139.78		468397.56	46691.44	459116.28	465072.53	1280332.09		105.9045	106.8605	103.7988	105.3310	151471.19	
2021/12/27	5808948.00	5969938.00	5775245.50	5813199.50	2792280.84		464777.34	474089.44	463262.75	463484.91	1311444.17		105.2879	109.7831	104.8859	106.3201	205363.74	
2021/12/28	5817727.00	5817727.00	5443262.50	5461868.00	3836871.22		463483.78	463483.78	432690.72	436236.09	1985495.09		106.3858	106.3858	97.4266	97.8960	261908.09	
2021/12/29	5465887.00	5528821.00	5311208.50	5338808.00	3454151.05		435839.34	439542.28	415318.00	417098.81	1807303.84		97.9093	99.3250	93.5421	93.8811	235675.58	
2021/12/30	5344083.50	5512037.50	5295968.50	5428610.00	3070714.45		417522.75	433659.31	413373.06	427339.03	1487274.78		94.0196	98.6208	92.5006	96.6153	216370.57	
2021/12/31	5427603.00	557297.50	5273212.50	5330242.50	4256023.04		427290.47	437901.25	418551.00	423900.00	1629616.79		96.6190	98.1402	92.7318	95.6735	19935.67	
2022/1/1	5330852.50	5505306.00	5328175.50	5489133.50	2829661.63		423948.19	433947.72	423860.66	443922.28	1125317.85		95.6871	98.2099	95.6249	97.7810	133118.26	
2022/1/2	5488456.00	5511533.00	5393608.00	5451565.50	3218483.48		433876.41	441572.91	429048.66	440955.28	1137802.04		97.7776	99.4025	96.5937	98.9231	130578.25	
2022/1/3	5451372.50	5469126.00	5284611.50	5358107.50	3814217.04		440951.91	442287.88	426362.72	433807.50	1393300.28		98.9219	98.9219	95.0083	96.0583	164805.82	
2022/1/4	5358192.50	5508392.00	5313005.00	5332174.00	4936840.45		433805.34	450410.72	429797.47	440776.44	1630049.84		96.0544	98.1608	95.1778	95.8068	175898.98	
2022/1/5	5332381.00	5433187.00	4968788.00	5059535.00	4279403.88		440801.13	444812.53	401321.22	412295.59	2097408.05		95.8116	96.7334	85.0676	89.9238	261603.91	
2022/1/6	5059130.00	5075843.00	4936157.50	5000901.00	3500097.47		412216.88	412216.88	386064.84	396078.63	2814833.87		89.9171	91.4489	86.1506	90.5318	250853.37	
2022/1/7	500048.50	500048.50	4751727.50	4801373.50	9727616.91		396012.53	396433.25	360610.22	368926.13	2829923.90		90.5229	90.5229	85.1222	86.1614	269152.12	
2022/1/8	4801785.00	4881159.00	4701227.00	4823943.00	3244133.94		368959.88	374540.31	349177.59	357394.94	1853769.45		88.1651	89.5490	84.1253	86.4237	207144.27	
2022/1/9	4824033.50	4930459.00	4778195.00	4845882.00	2462088.66		357363.00	370592.75	355538.44	365103.97	1426154.65		86.4290	88.5599	85.7125	87.2370	136722.79	
2022/1/10	4845724.00	4887221.00	4588156.50	4821181.50	3700995.97		365083.03	367960.50	339839.19	355421.47	2252092.79		87.2281	87.8468	81.3349	85.2310	232180.22	
2022/1/11	4820979.00	4960185.00	4786492.50	4928934.50	3036496.09		355409.13	374955.56	352957.19	373467.19	1754410.36		85.2335	89.2113	84.7543	88.8718	218832.49	
2022/1/12	4929664.00	5055106.00	4906144.00	5039764.00	3841530.09		373506.22	389563.50	371093.44	386706.13	1910777.32		88.8779	92.3219	87.6304	91.6863	226598.86	
2022/1/13	5039493.50	5054741.50	4842592.50	4860458.00														

Date	日経平均(^N225)					CME日経平均先物ドル建て(NKD)					CME日経平均先物円建て(NIY)					USDJPY
	Open	High	Low	Close	Volume	Open	High	Low	Close	Volume	Open	High	Low	Close	Volume	
2022-01-21	27,404.36	27,586.42	27,130.70	27,522.26		27,400.0	27,710.0	27,135.0	27,245.0	6,696	27,365.0	27,685.0	27,110.0	27,150.0	56,031	113.65
2022-01-21	27,404.36	27,586.42	27,130.70	27,522.26		27,400.0	27,710.0	27,135.0	27,170.0	9,960	27,365.0	27,685.0	27,110.0	27,150.0	56,031	113.65
2022-01-21	27,404.36	27,586.42	27,130.70	27,522.26		27,400.0	27,710.0	27,135.0	27,245.0	6,696	27,495.0	27,495.0	27,495.0	27,495.0	0	113.65
2022-01-21	27,404.36	27,586.42	27,130.70	27,522.26		27,400.0	27,710.0	27,135.0	27,170.0	9,960	27,495.0	27,495.0	27,495.0	27,495.0	0	113.65
2022-01-20	27,401.43	27,879.19	27,218.78	27,772.93	740209600	27,615.0	27,965.0	27,220.0	27,525.0	6,696	27,745.0	27,745.0	27,745.0	27,745.0	0	114.11
2022-01-19	27,928.89	27,958.17	27,322.22	27,467.23	842984000	28,035.0	28,060.0	27,320.0	27,605.0	7,076	27,435.0	27,435.0	27,435.0	27,435.0	0	114.36
2022-01-18	28,451.34	28,689.25	28,131.21	28,257.25	713133300	28,350.0	28,755.0	27,965.0	28,035.0	10,478	28,225.0	28,225.0	28,225.0	28,225.0	0	114.61
2022-01-13	28,658.22	28,660.45	28,447.74	28,489.13	698810800	28,685.0	28,700.0	28,270.0	28,305.0	3,637	28,490.0	28,490.0	28,490.0	28,490.0	0	114.18
2022-01-12	28,449.53	28,814.31	28,430.35	28,765.66	725477800	28,475.0	28,830.0	28,455.0	28,680.0	6,850	28,765.0	28,765.0	28,765.0	28,765.0	0	114.69
2022-01-11	28,380.90	28,471.73	28,091.15	28,222.48	737064600	28,225.0	28,500.0	28,110.0	28,490.0	5,349	28,220.0	28,220.0	28,220.0	28,220.0	0	115.32
2022-01-07	28,711.53	28,811.00	28,293.70	28,478.56	751712100	28,765.0	28,835.0	28,205.0	28,440.0	7,131	28,470.0	28,470.0	28,470.0	28,470.0	0	115.56
2022-01-06	29,136.75	29,158.95	28,487.87	28,487.87	715910200	29,025.0	29,150.0	28,510.0	28,750.0	7,237	28,475.0	28,475.0	28,475.0	28,475.0	0	115.85
2022-01-05	29,288.80	29,387.92	29,204.45	29,332.16	786258200	29,360.0	29,420.0	29,010.0	29,045.0	5,095	29,320.0	29,320.0	29,320.0	29,320.0	0	116.13
2022-01-04	29,098.41	29,323.79	28,954.56	29,301.79	660373200	29,000.0	29,405.0	28,980.0	29,325.0	4,574	29,290.0	29,290.0	29,290.0	29,290.0	0	116.14
2021-12-30	28,794.24	28,904.32	28,579.49	28,791.71	403887100	28,885.0	28,995.0	28,610.0	28,890.0	1,938	28,770.0	28,770.0	28,770.0	28,770.0	0	115.07
2021-12-29	28,995.73	29,106.07	28,729.61	28,906.88	447112200	29,005.0	29,135.0	28,745.0	28,870.0	2,396	28,885.0	28,885.0	28,885.0	28,885.0	0	114.99
2021-12-28	28,953.32	29,119.26	28,881.44	29,069.16	470404100	29,035.0	29,120.0	28,875.0	29,020.0	2,004	29,045.0	29,045.0	29,045.0	29,045.0	0	114.81
2021-12-23	28,693.52	28,798.37	28,640.15	28,798.37	435638200	28,720.0	28,935.0	28,635.0	28,865.0	2,343	28,765.0	28,765.0	28,765.0	28,765.0	0	114.44
2021-12-22	28,614.06	28,672.99	28,474.02	28,562.21	446534600	28,710.0	28,740.0	28,455.0	28,735.0	2,825	28,530.0	28,530.0	28,530.0	28,530.0	0	114.12
2021-12-21	28,309.60	28,533.74	28,226.43	28,517.59	557818000	28,280.0	28,720.0	28,230.0	28,700.0	2,445	28,485.0	28,485.0	28,485.0	28,485.0	0	114.08
2021-12-20	28,325.46	28,432.51	27,893.18	27,937.81	651767400	28,470.0	28,495.0	27,815.0	28,270.0	5,361	27,900.0	27,900.0	27,900.0	27,900.0	0	113.63
2021-12-17	28,893.67	28,904.94	28,507.56	28,545.68	844498000	28,850.0	28,920.0	28,400.0	28,490.0	3,700	28,505.0	28,505.0	28,505.0	28,505.0	0	113.75
2021-12-16	28,868.37	29,066.42	28,782.37	29,066.32	602662100	28,885.0	29,210.0	28,740.0	28,810.0	4,419	29,025.0	29,025.0	29,025.0	29,025.0	0	113.72
2021-12-15	28,393.87	28,515.25	28,393.87	28,459.72	558775700	28,325.0	28,945.0	28,300.0	28,925.0	3,733	28,415.0	28,415.0	28,415.0	28,415.0	0	114.05
2021-12-14	28,554.86	28,672.96	28,311.26	28,432.64	552497200	28,540.0	28,700.0	28,200.0	28,355.0	4,286	28,390.0	28,390.0	28,390.0	28,390.0	0	113.75
2021-12-13	28,705.26	28,793.32	28,593.45	28,640.49	535380800	28,625.0	28,830.0	28,475.0	28,510.0	3,710	28,595.0	28,595.0	28,595.0	28,595.0	0	113.58
2021-12-10	28,542.50	28,699.01	28,393.78	28,437.77	633615900	28,645.0	28,735.0	28,430.0	28,655.0	4,006	28,480.0	28,480.0	28,385.0	28,385.0	40	113.42
2021-12-09	28,827.32	28,908.29	28,725.47	28,725.47	543774000	28,880.0	28,940.0	28,570.0	28,635.0	4,290	28,900.0	28,940.0	28,575.0	28,625.0	0	113.47
2021-12-08	28,792.89	28,897.22	28,621.47	28,860.62	719881000	28,850.0	28,940.0	28,610.0	28,880.0	9,180	28,845.0	28,945.0	28,610.0	28,885.0	32,513	113.75
2021-12-07	28,138.82	28,617.71	27,961.66	28,455.60	782685100	28,105.0	28,870.0	27,960.0	28,820.0	14,320	28,090.0	28,865.0	27,955.0	28,815.0	51,555	113.57
2021-12-06	28,069.96	28,069.96	27,693.91	27,927.37	616864600	27,815.0	28,160.0	27,690.0	28,105.0	18,368	27,790.0	28,155.0	27,680.0	28,095.0	45,720	113.50
2021-12-03	27,841.05	28,029.57	27,589.74	28,029.57	719085400	28,010.0	28,180.0	27,580.0	27,990.0	9,214	28,040.0	28,175.0	27,570.0	27,790.0	50,976	112.77
2021-12-02	27,716.20	27,935.73	27,644.96	27,753.37	774195800	27,500.0	28,055.0	27,485.0	27,905.0	7,716	27,520.0	28,075.0	27,485.0	27,895.0	53,204	113.20
2021-12-01	27,866.73	28,106.24	27,594.01	27,935.62	808761700	27,735.0	28,240.0	27,410.0	27,430.0	7,889	27,745.0	28,230.0	27,405.0	27,420.0	52,906	112.83
2021-11-30	28,611.73	28,718.70	27,819.14	27,821.76	1406636200	28,455.0	28,720.0	27,390.0	27,675.0	10,385	28,445.0	28,710.0	27,375.0	27,675.0	71,931	113.19
2021-11-29	28,337.96	28,776.34	28,187.12	28,283.92	859116700	28,025.0	28,790.0	28,025.0	28,330.0	9,196	28,150.0	28,785.0	28,080.0	28,330.0	54,906	113.63
2021-11-26	29,324.47	29,332.99	28,606.57	28,751.62	728745800	29,450.0	29,585.0	28,030.0	28,170.0	12,082	29,440.0	29,580.0	28,020.0	28,155.0	77,339	113.25
2021-11-24	29,663.45	29,751.85	29,212.93	29,302.66	695303700	29,730.0	29,755.0	29,220.0	29,470.0	4,990	29,705.0	29,745.0	29,205.0	29,460.0	30,110	115.43
2021-11-22	29,618.55	29,804.24	29,542.29	29,774.11	587707900	29,655.0	29,920.0	29,540.0	29,685.0	3,236	29,640.0	29,915.0	29,530.0	29,675.0	27,790	114.85
2021-11-19	29,641.05	29,768.54	29,593.26	29,745.87	655733600	29,625.0	29,795.0	29,485.0	29,630.0	6,282	29,600.0	29,785.0	29,475.0	29,625.0	34,804	114.00
2021-11-18	29,597.93	29,715.67	29,403.40	29,598.66	654090200	29,560.0	29,730.0	29,390.0	29,625.0	4,432	29,550.0	29,715.0	29,380.0	29,610.0	22,380	114.26
2021-11-17	29,906.68	29,908.59	29,623.79	29,688.33	639044800	29,870.0	29,935.0	29,500.0	29,570.0	2,655	29,835.0	29,925.0	29,485.0	29,560.0	22,999	114.16
2021-11-16	29,749.71	29,958.66	29,681.25	29,808.12	619847600	29,755.0	29,980.0	29,690.0	29,840.0	2,158	29,740.0	29,965.0	29,680.0	29,825.0	20,623	114.84
2021-11-15	29,609.97	29,861.88	29,609.97	29,776.80	604251200	29,735.0	29,870.0	29,660.0	29,735.0	1,887	29,760.0	29,860.0	29,645.0	29,720.0	18,135	114.14
2021-11-12	29,381.45	29,660.78	29,277.86	29,609.97	684044500	29,425.0	29,770.0	29,390.0	29,725.0	2,737	29,435.0	29,760.0	29,375.0	29,710.0	24,068	113.88
2021-11-11	29,093.16	29,331.74	29,081.72	29,277.86	605676800	29,045.0	29,490.0	28,990.0	29,435.0	2,830	29,280.0	29,280.0	29,280.0	29,280.0	20,337	114.06
2021-11-10	29,207.70	29,289.22	29,106.78	29,106.78	638903500	29,255.0	29,390.0	29,010.0	29,095.0	3,578	29,105.0	29,105.0	29,105.0	29,105.0	0	113.90
2021-11-09	29,557.55	29,750.38	29,240.31	29,285.46	650448400	29,715.0	29,820.0	29,195.0	29,300.0	4,966	29,280.0	29,280.0	29,280.0	29,280.0	0	112.90
2021-11-08	29,735.45	29,735.45	29,507.05	29,507.05	683466600	29,690.0	29,850.0	29,455.0	29,705.0	3,488	29,500.0	29,500.0	29,500.0	29,500.0	0	113.26
2021-11-05	29,840.73	29,840.73	29,505.42	29,611.57	735077300	29,750.0	29,850.0	29,520.0	29,720.0	4,267	29,600.0	29,600.0	29,600.0	29,600.0	0	113.40
2021-11-04	29,859.74	29,880.81	29,718.78	29,794.37	903998300	29,800.0	29,970.0	29,610.0	29,790.0	3,634	29,785.0	29,785.0	29,785.0	29,785.0	0	113.82
2021-11-02	29,462.40	29,599.39	29,457.18	29,520.90	711160900	29,540.0	29,610.0	29,430.0	29,520.0	3,325	29,505.0	29,505.0	29,505.0	29,505.0	0	113.97
2021-11-01	29,330.68	29,664.59	29,271.03	29,647.08	767309500	29,175.0	29,680.0	29,175.0	29,590.0	5,607	29,630.0	29,630.0	29,630.0	29,630.0	0	114.05
2021-10-29	28,819.16	29,000.24	28,475.06	28,892.69	1044784500	28,900.0	29,075.0	28,485.0	29,005.0	4,962	28,875.0	28,875.0	28,875.0	28,875.0	0	113.98
2021-10-28	28,871.61	28,894.52	28,700.79	28,820.09	1428089200	28,730.0	28,940.0	28,690.0	28							

DATE	N225		DOW		S&P500		OIL		GOLD		香港ハンセン指数	
	Close	8/31=100%	Close	8/31=100%	Close	8/31=100%	Close	8/31=100%	Close	8/31=100%	Close	8/31=100%
2022/1/21	27522	97.98%	34265	96.90%	4397.94	97.24%	85.14	124.29%	1831.78	101.01%	24965.55	96.47%
2022/1/21	27522	97.98%	34265	96.90%	4397.94	97.24%	85.14	124.29%	1831.78	101.01%	24965.55	96.47%
2022/1/21	27522	97.98%	34265	96.90%	4397.94	97.24%	85.14	124.29%	1831.78	101.01%	24965.55	96.47%
2022/1/21	27522	97.98%	34265	96.90%	4397.94	97.24%	85.14	124.29%	1831.78	101.01%	24965.55	96.47%
2022/1/20	27773	98.87%	34715	98.17%	4482.73	99.12%	86.90	126.86%	1839.60	101.44%	24952.35	96.42%
2022/1/19	27467	97.78%	35029	99.06%	4532.76	100.22%	86.96	126.95%	1840.56	101.49%	24127.85	93.23%
2022/1/18	28257	100.60%	35368	100.02%	4577.11	101.20%	85.43	124.72%	1813.81	100.02%	24112.78	93.18%
2022/1/13	28489	101.42%	36114	102.13%	4659.03	103.01%	82.12	119.88%	1822.70	100.51%	24429.77	94.40%
2022/1/12	28766	102.41%	36290	102.63%	4726.35	104.50%	82.64	120.64%	1826.27	100.71%	24402.17	94.29%
2022/1/11	28222	100.47%	36252	102.52%	4713.07	104.21%	81.22	118.57%	1821.54	100.45%	23739.06	91.73%
2022/1/7	28479	101.38%	36232	102.46%	4677.03	103.41%	78.90	115.18%	1795.81	99.03%	23493.38	90.78%
2022/1/6	28488	101.42%	36236	102.48%	4696.05	103.83%	79.46	116.00%	1790.98	98.76%	23072.86	89.16%
2022/1/5	29332	104.42%	36407	102.96%	4700.58	103.93%	77.85	113.65%	1810.29	99.82%	22907.25	88.52%
2022/1/4	29302	104.32%	36800	104.07%	4793.54	105.99%	76.99	112.39%	1814.64	100.06%	23289.84	90.00%
2021/12/30	28792	102.50%	36398	102.93%	4778.73	105.66%	76.99	112.39%	1814.69	100.07%	23112.01	89.31%
2021/12/29	28907	102.91%	36489	103.19%	4793.06	105.98%	76.56	111.77%	1804.38	99.50%	23086.54	89.21%
2021/12/28	29069	103.49%	36398	102.93%	4786.35	105.83%	75.98	110.92%	1806.15	99.60%	23280.56	89.96%
2021/12/23	28798	102.52%	35951	101.67%	4725.79	104.49%	73.79	107.72%	1808.57	99.73%	23193.64	89.62%
2021/12/22	28562	101.68%	35754	101.11%	4696.56	103.84%	72.76	106.22%	1803.66	99.46%	23102.33	89.27%
2021/12/21	28518	101.52%	35493	100.37%	4649.23	102.80%	71.12	103.82%	1788.97	98.65%	22971.33	88.76%
2021/12/20	27938	99.46%	34932	98.79%	4568.02	101.00%	68.23	99.61%	1790.90	98.65%	22744.86	87.89%
2021/12/17	28546	101.62%	35365	100.01%	4620.64	102.17%	70.86	103.45%	1796.14	99.04%	23192.63	89.62%
2021/12/16	29066	103.48%	35898	101.52%	4668.67	103.23%	72.38	105.66%	1799.23	99.21%	23475.50	90.71%
2021/12/15	28460	101.32%	35927	101.60%	4709.85	104.14%	70.87	103.46%	1777.13	98.00%	23420.76	90.50%
2021/12/14	28433	101.22%	35544	100.52%	4634.09	102.46%	70.73	103.26%	1770.70	97.64%	23635.95	91.33%
2021/12/13	28640	101.96%	35651	100.82%	4668.97	103.23%	71.29	104.07%	1786.68	98.52%	23954.58	92.56%
2021/12/10	28438	101.24%	35971	101.73%	4712.02	104.19%	71.67	104.63%	1782.90	98.31%	23995.72	92.72%
2021/12/9	28725	102.26%	35755	101.11%	4667.45	103.20%	70.94	103.56%	1775.17	97.89%	24254.86	93.72%
2021/12/8	28861	102.75%	35755	101.11%	4701.21	103.95%	72.36	105.64%	1783.09	98.32%	23996.87	92.73%
2021/12/7	28456	101.30%	35719	101.01%	4686.75	103.63%	72.05	105.18%	1784.17	98.38%	23983.66	92.68%
2021/12/6	27927	99.42%	35227	99.62%	4591.67	101.53%	69.49	101.45%	1778.48	98.07%	23493.38	90.23%
2021/12/3	28030	99.79%	34580	97.79%	4538.43	100.35%	66.26	96.73%	1782.96	98.32%	23766.69	91.84%
2021/12/2	27753	98.80%	34640	97.96%	4577.11	101.20%	66.50	97.08%	1768.30	97.51%	23788.93	91.92%
2021/12/1	27936	99.45%	34022	96.21%	4513.04	99.79%	65.57	95.72%	1781.87	98.26%	23658.92	91.42%
2021/11/30	27822	99.05%	34484	97.52%	4567	100.98%	66.18	96.61%	1774.96	97.88%	23475.26	90.71%
2021/11/29	28284	100.69%	35136	99.36%	4655.27	102.93%	69.95	102.12%	1784.71	98.41%	23852.24	92.17%
2021/11/26	28752	102.36%	34899	98.70%	4594.62	101.59%	68.15	99.49%	1791.88	98.81%	24080.52	93.05%
2021/11/24	29303	104.32%	35804	101.25%	4701.46	103.95%	78.39	114.44%	1788.64	98.63%	24685.50	95.39%
2021/11/22	29774	106.00%	35619	100.73%	4682.94	103.54%	76.75	112.04%	1804.80	99.52%	24951.34	96.42%
2021/11/19	29746	105.90%	35602	100.68%	4697.96	103.88%	76.10	111.09%	1846.97	101.85%	25049.97	96.80%
2021/11/18	29599	105.37%	35871	101.44%	4704.54	104.02%	79.01	115.34%	1858.91	102.51%	25319.72	97.84%
2021/11/17	29688	105.69%	35931	101.61%	4688.67	103.67%	78.36	114.39%	1867.43	102.98%	25650.08	99.12%
2021/11/16	29808	106.12%	36142	102.21%	4700.9	103.94%	80.76	117.90%	1850.43	102.04%	25713.78	99.36%
2021/11/15	29777	106.01%	36087	102.06%	4682.8	103.54%	80.88	118.07%	1862.80	102.72%	25390.91	98.11%
2021/11/12	29610	105.41%	36100	102.09%	4682.85	103.54%	80.79	117.94%	1866.08	102.90%	25327.97	97.87%
2021/11/11	29278	104.23%	35921	101.59%	4649.27	102.80%	81.59	119.11%	1862.00	102.68%	25247.99	97.56%
2021/11/10	29107	103.62%	36080	102.03%	4646.71	102.74%	81.34	118.74%	1849.36	101.98%	24896.14	96.59%
2021/11/9	29285	104.26%	36320	102.71%	4685.25	103.59%	84.15	122.85%	1831.83	101.01%	24813.13	95.88%
2021/11/8	29507	105.05%	36432	103.03%	4701.7	103.96%	81.93	119.61%	1824.32	100.60%	24763.77	95.69%
2021/11/5	29612	105.42%	36328	102.74%	4697.53	103.87%	81.27	118.64%	1818.22	100.26%	24870.51	96.10%
2021/11/4	29794	106.07%	36124	102.16%	4680.06	103.48%	78.81	115.05%	1791.43	98.78%	25225.19	97.47%
2021/11/2	29521	105.10%	36053	101.96%	4630.65	102.39%	83.91	122.50%	1787.09	98.55%	25099.67	96.99%
2021/11/1	29647	105.54%	35914	101.56%	4613.67	102.01%	84.05	122.70%	1791.87	98.81%	25154.32	97.20%
2021/10/29	28893	102.86%	35820	101.30%	4605.38	101.83%	83.57	122.00%	1782.82	98.31%	25377.24	98.06%
2021/10/28	28920	102.60%	35730	101.05%	4596.42	101.63%	82.81	120.89%	1798.86	99.19%	25555.73	98.75%
2021/10/27	29098	103.59%	35491	100.37%	4551.68	100.64%	82.66	120.67%	1797.00	99.09%	25628.74	99.03%
2021/10/26	29106	103.62%	35757	101.12%	4574.79	101.15%	84.65	123.58%	1792.85	98.86%	26038.27	100.62%
2021/10/25	28600	101.82%	35741	101.08%	4566.48	100.97%	83.76	122.28%	1807.73	99.68%	26132.03	100.98%
2021/10/22	28805	102.55%	35677	100.89%	4544.9	100.49%	83.76	122.28%	1794.13	98.93%	26126.93	100.96%
2021/10/21	28709	102.20%	35603	100.69%	4549.78	100.60%	82.50	120.44%	1782.83	98.31%	26017.53	100.54%
2021/10/20	29256	104.15%	35609	100.70%	4536.19	100.30%	83.87	122.44%	1782.04	98.27%	26136.02	100.99%
2021/10/19	29216	104.01%	35457	100.27%	4519.63	99.93%	82.96	121.11%	1769.54	97.58%	25787.21	99.65%
2021/10/18	29025	103.33%	35259	99.71%	4486.46	99.20%	82.44	120.35%	1764.87	97.32%	25409.75	98.19%
2021/10/15	29069	103.49%	35295	99.81%	4471.37	98.87%	82.28	120.12%	1768.33	97.51%	25330.96	97.88%
2021/10/12	28231	100.50%	34378	97.22%	4350.65	96.20%	80.64	117.72%	1760.11	97.06%	24962.59	96.46%
2021/10/11	28498	101.45%	34496	97.55%	4361.19	96.43%	80.52	117.55%	1754.20	96.73%	25325.09	97.86%
2021/10/8	28049	99.86%	34746	98.26%	4391.34	97.10%	79.35	115.84%	1756.88	96.88%	24837.85	95.98%
2021/10/7	27678	98.54%	34755	98.29%	4399.76	97.28%	78.30	114.31%	1755.17	96.79%	24701.73	95.45%
2021/10/6	27529	98.00%	34417	97.33%	4363.55	96.48%	77.43	113.04%	1762.65	97.20%	23966.49	92.61%
2021/10/5	27822	99.05%	34315	97.04%	4345.72	96.09%	78.93	115.23%	1759.96	97.05%	24104.15	93.14%
2021/10/4	28445	101.27%	34003	96.16%	4300.46	95.09%	77.62	113.31%	1769.44	97.57%	24036.37	92.88%
2021/9/30	29453	104.85%	33844	95.71%	4307.54	95.24%	75.03	109.53%	1756.90	96.88%	24575.64	94.96%
2021/9/29	29544	105.18%	34391	97.26%	4359.46	96.39%	74.83	109.24%	1726.35	95.20%	24663.50	95.30%
2021/9/28	30184	107.46%	34300	97.00%	4352.63	96.24%	75.29	109.91%	1733.93	95.61%	24500.39	94.67%
2021/9/27	30240	107.66%	34869	98.61%	4443.11	98.24%	75.45	110.15%	1750.09	96.50%	24208.78	93.55%
2021/9/24	30249	107.69%	34798	98.41%	4455.48	98.51%	73.98	108.00%	1746.72	96.32%	24192.16	93.48%
2021/9/21	29840	106.23%	33920	95.93%	4354.19	96.27%	70.56	103.01%	1774.19	97.83%	24221.54	93.60%
2021/9/17	30500	108.58%	34585	97.81%	4432.99	98.02%	71.97	105.07%	1751.65	96.59%	24920.76	96.30%
2021/9/16	30323	107.95%	34751	98.28%	4473.75	98.92%	72.61	106.00%	1753.41	96.69%	24667.85	95.32%
2021/9/15	30512	108.62%	34814	98.45%	4480.7	99.07%	72.61	106.00%	1793.78	98.91%	25033.21	96.73%
2021/9/14	30670	109.19%	34578	97.79%	4443.05	98.24%	70.46	102.86%	1804.61	99.51%	25032.23	9

過去5日及び過去4週の4本値と各種ピボット

2022/01/17 ~ 2022/01/21

USD/JPY										Demark				Pivot				Fibonacci Zone																			
当日のOHLCLから計算される翌日の										TD Range Projection				TD pivot points		StopLoss		Support		Pivot		Resistance		StopLoss		3-days AVG		Support Zone 2		Support Zone 1		BP		Resistance Zone 1		Resistance Zone 2	
日足	Open	High	Low	Close	値幅/日	引け形態	真の高値	真の安値	予想高値	予想安値	予想高値	予想安値	LBOP	S2	S1	PP	R1	R2	LBOP	HBOP	3-days AVG	Support Zone 2	Support Zone 1	BP	Resistance Zone 1	Resistance Zone 2											
2022/01/17	114.23	114.65	114.22	114.61	43p	陽線引け	-	-	-	-	-	-	113.91	114.07	114.34	114.49	114.76	114.92	115.19				113.91	~ 114.07	114.23	~ 114.28	114.49	114.71	~ 114.76	114.92	~ 115.08						
2022/01/18	114.60	115.05	114.45	114.61	60p	陽線引け	115.05	114.45	115.13	114.53	115.13	114.53	113.75	114.10	114.35	114.70	114.96	115.31	115.56				113.87	~ 114.10	114.33	~ 114.40	114.70	115.00	~ 115.08	115.31	~ 115.54						
2022/01/19	114.60	114.78	114.21	114.36	57p	陰線引け	114.78	114.21	114.57	114.00	114.57	114.00	113.54	113.88	114.12	114.45	114.69	115.02	115.27	114.55	Bear	113.66	~ 113.88	114.10	~ 114.16	114.45	114.74	~ 114.81	115.02	~ 115.24							
2022/01/20	114.36	114.55	113.97	114.11	58p	陰線引け	114.55	113.97	114.33	113.75	114.33	113.75	113.29	113.63	113.87	114.21	114.45	114.79	115.03	114.45	Bear	113.40	~ 113.63	113.85	~ 113.92	114.21	114.50	~ 114.57	114.79	~ 115.01							
2022/01/21	114.11	114.12	113.61	113.65	52p	陰線引け	114.12	113.61	113.89	113.37	113.89	113.37	112.95	113.28	113.47	113.79	113.98	114.31	114.50	114.15	Bear	113.08	~ 113.28	113.48	~ 113.54	113.79	114.05	~ 114.11	114.31	~ 114.51							
週足	Open	High	Low	Close	値幅/週	引け形態	真の高値	真の安値	予想高値	予想安値	予想高値	予想安値	LBOP	S2	S1	PP	R1	R2	HBOP	3-days AVG	Support Zone 2	Support Zone 1	BP	Resistance Zone 1	Resistance Zone 2												
2021/12/27 ~ 2021/12/31	114.37	115.21	114.31	115.10	89p	陽線引け	-	-	-	-	-	-	113.65	113.98	114.54	114.87	115.43	115.76	116.32				113.64	~ 113.98	114.32	~ 114.43	114.87	115.32	~ 115.42	115.76	~ 116.10						
2022/01/03 ~ 2022/01/07	115.11	116.34	114.96	115.56	139p	陽線引け	116.34	114.96	116.97	114.94	116.65	115.26	113.51	114.24	114.90	115.62	116.28	117.01	117.67				113.71	~ 114.24	114.76	~ 114.93	115.62	116.31	~ 116.48	117.01	~ 117.54						
2022/01/10 ~ 2022/01/14	115.62	115.85	113.48	114.19	237p	陰線引け	115.85	113.48	115.02	112.65	115.02	112.65	110.80	112.14	113.17	114.51	115.53	116.88	117.90	115.00	Bear	111.24	~ 112.14	113.04	~ 113.32	114.51	115.69	~ 115.97	116.88	~ 117.78							
2022/01/17 ~ 2022/01/21	114.23	115.05	113.61	113.65	144p	陰線引け	115.05	113.61	114.35	112.91	114.35	112.91	111.71	112.66	113.16	114.10	114.60	115.55	116.05	114.74	Bear	112.11	~ 112.66	113.21	~ 113.38	114.10	114.83	~ 115.00	115.55	~ 116.10							

EUR/JPY										Demark				Pivot				Fibonacci Zone																			
当日のOHLCLから計算される翌日の										TD Range Projection				TD pivot points		StopLoss		Support		Pivot		Resistance		StopLoss		3-days AVG		Support Zone 2		Support Zone 1		BP		Resistance Zone 1		Resistance Zone 2	
日足	Open	High	Low	Close	値幅/日	引け形態	真の高値	真の安値	予想高値	予想安値	予想高値	予想安値	LBOP	S2	S1	PP	R1	R2	LBOP	HBOP	3-days AVG	Support Zone 2	Support Zone 1	BP	Resistance Zone 1	Resistance Zone 2											
2022/01/17	130.41	130.82	130.31	130.75	51p	陽線引け	-	-	-	-	-	-	129.92	130.12	130.43	130.63	130.95	131.14	131.46				129.92	~ 130.12	130.31	~ 130.37	130.63	130.88	~ 130.94	131.14	~ 131.34						
2022/01/18	130.74	131.17	129.70	129.82	147p	陰線引け	131.17	129.70	130.50	129.03	130.50	129.03	127.82	128.76	129.29	130.23	130.76	131.70	132.24				128.20	~ 128.76	129.32	~ 129.50	130.23	130.97	~ 131.14	131.70	~ 132.27						
2022/01/19	129.82	129.98	129.39	129.71	59p	陰線引け	129.98	129.39	129.85	129.26	129.85	129.26	128.82	129.11	129.41	129.70	130.00	130.28	130.59	130.19	Bear	128.88	~ 129.11	129.33	~ 129.40	129.70	129.99	~ 130.06	130.28	~ 130.51							
2022/01/20	129.71	130.09	129.04	129.09	105p	陰線引け	130.09	129.04	129.59	128.54	129.59	128.54	127.68	128.36	128.72	129.40	129.77	130.45	130.82	129.78	Bear	127.96	~ 128.36	128.76	~ 128.88	129.40	129.93	~ 130.05	130.45	~ 130.85							
2022/01/21	129.09	129.31	128.56	128.90	75p	陰線引け	129.31	128.56	129.10	128.36	129.10	128.36	127.79	128.17	128.54	128.92	129.29	129.67	130.03	129.34	Bear	127.89	~ 128.17	128.46	~ 128.55	128.92	129.30	~ 129.39	129.67	~ 129.96							
週足	Open	High	Low	Close	値幅/週	引け形態	真の高値	真の安値	予想高値	予想安値	予想高値	予想安値	LBOP	S2	S1	PP	R1	R2	HBOP	3-days AVG	Support Zone 2	Support Zone 1	BP	Resistance Zone 1	Resistance Zone 2												
2021/12/27 ~ 2021/12/31	129.40	131.05	129.38	130.93	166p	陽線引け	-	-	-	-	-	-	128.20	128.79	129.86	130.45	131.53	132.12	133.19				128.16	~ 128.79	129.43	~ 129.62	130.45	131.29	~ 131.48	132.12	~ 132.75						
2022/01/03 ~ 2022/01/07	130.92	131.60	130.03	131.29	158p	陽線引け	131.60	130.03	132.56	130.34	132.24	130.66	128.77	129.40	130.35	130.98	131.92	132.55	133.50				128.80	~ 129.40	130.00	~ 130.19	130.98	131.76	~ 131.95	132.55	~ 133.15						
2022/01/10 ~ 2022/01/14	131.30	131.48	129.78	130.35	169p	陰線引け	131.48	129.78	130.91	129.22	130.91	129.22	127.90	128.84	129.59	130.53	131.29	132.23	132.98	130.65	Bear	128.20	~ 128.84	129.49	~ 129.69	130.53	131.38	~ 131.58	132.23	~ 132.87							
2022/01/17 ~ 2022/01/21	130.41	131.17	128.56	128.90	261p	陰線引け	131.17	128.56	130.04	127.42	130.04	127.42	125.30	126.93	127.92	129.54	130.53	132.16	133.14	130.35	Bear	125.94	~ 126.93	127.93	~ 128.24	129.54	130.85	~ 131.16	132.16	~ 133.15							

EUR/USD										Demark				Pivot				Fibonacci Zone																			
当日のOHLCLから計算される翌日の										TD Range Projection				TD pivot points		StopLoss		Support		Pivot		Resistance		StopLoss		3-days AVG		Support Zone 2		Support Zone 1		BP		Resistance Zone 1		Resistance Zone 2	
日足	Open	High	Low	Close	値幅/日	引け形態	真の高値	真の安値	予想高値	予想安値	予想高値	予想安値	LBOP	S2	S1	PP	R1	R2	LBOP	HBOP	3-days AVG	Support Zone 2	Support Zone 1	BP	Resistance Zone 1	Resistance Zone 2											
2022/01/17	1.1417	1.1435	1.1392	1.1408	43p	陰線引け	-	-	-	-	-	-	1.1346	1.1369	1.1389	1.1412	1.1431	1.1454	1.1474				1.1353	~ 1.1369	1.1385	~ 1.1390	1.1412	1.1433	~ 1.1438	1.1454	~ 1.1470						
2022/01/18	1.1408	1.1421	1.1315	1.1328	107p	陰線引け	1.1421	1.1315	1.1375	1.1268	1.1375	1.1268	1.1181	1.1248	1.1288	1.1355	1.1394	1.1461	1.1501				1.1207	~ 1.1248	1.1289	~ 1.1301	1.1355	1.1408	~ 1.1420	1.1461	~ 1.1502						
2022/01/19	1.1328	1.1357	1.1319	1.1342	38p	陽線引け	1.1357	1.1319	1.1369	1.1331	1.1369	1.1331	1.1284	1.1301	1.1322	1.1340	1.1360	1.1378	1.1398	1.1369	Bear	1.1287	~ 1.1301	1.1316	~ 1.1320	1.1340	1.1359	~ 1.1363	1.1378	~ 1.1392							
2022/01/20	1.1342	1.1369	1.1303	1.1313	65p	陰線引け	1.1369	1.1303	1.1341	1.1275	1.1341	1.1275	1.1222	1.1263	1.1288	1.1328	1.1353	1.1394	1.1419	1.1341	Bear	1.1238	~ 1.1263	1.1288	~ 1.1295	1.1328	1.1361	~ 1.1369	1.1394	~ 1.1419							
2022/01/21	1.1313	1.1359	1.1301	1.1342	58p	陽線引け	1.1359	1.1301	1.1379	1.1321	1.1379	1.1321	1.1251	1.1276	1.1309	1.1334	1.1367	1.1392	1.1425	1.1334	Bull	1.1254	~ 1.1276	1.1298	~ 1.1305	1.1334	1.1363	~ 1.1370	1.1392	~ 1.1414							
週足	Open	High	Low	Close	値幅/週	引け形態	真の高値	真の安値	予想高値	予想安値	予想高値	予想安値	LBOP	S2	S1	PP	R1	R2	HBOP	3-days AVG	Support Zone 2	Support Zone 1	BP	Resistance Zone 1	Resistance Zone 2												
2021/12/27 ~ 2021/12/31	1.1319	1.1386	1.1274	1.1376	113p	陽線引け	-	-	-	-	-	-	1.1192	1.1233	1.1305	1.1345	1.1417	1.1458	1.1530				1.1190	~ 1.1233	1.1276	~ 1.1289	1.1345	1.1402	~ 1.1415	1.1458	~ 1.1501						
2022/01/03 ~ 2022/01/07	1.1375	1.1379	1.1273	1.1361	106p	陽線引け	1.1379	1.1274	1.1370	1.1265	1.1370	1.1264	1.1190	1.1231	1.1296	1.1338	1.1403	1.1444	1.1509				1.1191	~ 1.1231	1.1272	~ 1.1284	1.1338	1.1391	~ 1.1403	1.1444	~ 1.1484						
2022/01/10 ~ 2022/01/14	1.1358	1.1483	1.1286	1.1415	197p	陰線引け	1.1483	1.1286	1.1547	1.1350	1.1547	1.1350	1.1109	1.1197	1.1306	1.1394	1.1503	1.1592	1.1700	1.1359	Bull	1.1122	~ 1.1197	1.1273	~ 1.1296	1.1394	1.1493	~ 1.1516	1.1592	~ 1.1667							
2022/01/17 ~ 2022/01/21	1.1417	1.1435	1.1301	1.1342	133p	陰線引け	1.1435	1.1301	1.1388	1.1255	1.1388	1.1255	1.1150	1.1226	1.1284	1.1359	1.1417	1.1492	1.1550	1.136																	

IMM扱い8通貨/ダウ/日経/金/オイル/主要クロス円の過去5日及び過去5週の4本値

AUDUSD 5					CADUSD 5					CHFUSD 5				
Date	Open	High	Low	Close	Date	Open	High	Low	Close	Date	Open	High	Low	Close
2022/01/21	0.7225	0.7228	0.7172	0.7176	2022/01/21	0.7998	0.8001	0.7947	0.7947	2022/01/21	1.0903	1.0979	1.0902	1.0963
2022/01/20	0.7211	0.7277	0.7209	0.7225	2022/01/20	0.7993	0.8030	0.7989	0.7998	2022/01/20	1.0918	1.0941	1.0892	1.0903
2022/01/19	0.7184	0.7238	0.7177	0.7211	2022/01/19	0.7994	0.8031	0.7985	0.7993	2022/01/19	1.0903	1.0935	1.0896	1.0918
2022/01/18	0.7208	0.7228	0.7170	0.7183	2022/01/18	0.7990	0.8009	0.7960	0.7993	2022/01/18	1.0937	1.0951	1.0894	1.0903
2022/01/17	0.7216	0.7230	0.7196	0.7207	2022/01/17	0.7971	0.8000	0.7963	0.7991	2022/01/17	1.0942	1.0962	1.0918	1.0940

CNYUSD 5					EURUSD 5					GBPUSD 5				
Date	Open	High	Low	Close	Date	Open	High	Low	Close	Date	Open	High	Low	Close
2022/01/21	0.1575	0.1577	0.1574	0.1576	2022/01/21	1.1313	1.1359	1.1301	1.1342	2022/01/21	1.3599	1.3602	1.3546	1.3554
2022/01/20	0.1574	0.1576	0.1574	0.1575	2022/01/20	1.1342	1.1369	1.1303	1.1313	2022/01/20	1.3612	1.3662	1.3587	1.3600
2022/01/19	0.1572	0.1575	0.1572	0.1574	2022/01/19	1.1328	1.1357	1.1319	1.1342	2022/01/19	1.3600	1.3649	1.3588	1.3612
2022/01/18	0.1574	0.1577	0.1573	0.1573	2022/01/18	1.1408	1.1421	1.1315	1.1328	2022/01/18	1.3647	1.3662	1.3573	1.3600
2022/01/17	0.1573	0.1576	0.1571	0.1574	2022/01/17	1.1417	1.1435	1.1392	1.1408	2022/01/17	1.3677	1.3690	1.3638	1.3647

JPYUSD 5					MXNUSD 5					NZDUSD 5				
Date	Open	High	Low	Close	Date	Open	High	Low	Close	Date	Open	High	Low	Close
2022/01/21	0.8763	0.8802	0.8763	0.8799	2022/01/21	4.8682	4.8946	4.8652	4.8878	2022/01/21	0.6756	0.6759	0.6708	0.6713
2022/01/20	0.8744	0.8775	0.8730	0.8763	2022/01/20	4.8767	4.9052	4.8629	4.8682	2022/01/20	0.6782	0.6806	0.6750	0.6757
2022/01/19	0.8726	0.8756	0.8712	0.8744	2022/01/19	4.9026	4.9189	4.8730	4.8767	2022/01/19	0.6772	0.6812	0.6765	0.6782
2022/01/18	0.8726	0.8737	0.8692	0.8726	2022/01/18	4.9274	4.9305	4.8911	4.9026	2022/01/18	0.6794	0.6808	0.6753	0.6772
2022/01/17	0.8754	0.8754	0.8722	0.8726	2022/01/17	4.9256	4.9330	4.9142	4.9274	2022/01/17	0.6809	0.6818	0.6788	0.6794

Nikkei 225 - Japan (NIX)					5	
Date	Open	High	Low	Close	(ドル建て終値)	出来高
2022/01/21	27404.36	27586.42	27130.70	27522.26	242.16	0 1232959900
2022/01/20	27401.43	27879.19	27218.78	27772.93	243.39	740209600 1280768400
2022/01/19	27928.89	27958.17	27322.22	27467.23	240.18	842984000 1512188800
2022/01/18	28451.34	28689.25	28131.21	28257.25	246.56	713133300 1224790400
2022/01/17	28332.72	28449.18	28274.18	28333.52	247.23	544800000 994334700
週4本値	28332.72	28689.25	27130.70	27522.26	242.16	(N225銘柄計) (東証一部全体計)

XAUUSD 5				
Date	Open	High	Low	Close
2022/01/21	1839.34	1843.17	1828.60	1831.78
2022/01/20	1839.80	1847.81	1836.12	1839.60
2022/01/19	1813.67	1843.32	1810.37	1840.56
2022/01/18	1818.85	1822.82	1805.88	1813.81
2022/01/17	1817.73	1823.24	1813.20	1819.26
週4本値	1817.73	1847.81	1805.88	1831.78

Dow Jones Industrial - USA (DJIA)					5営業日以内に休業日あり	
Date	Open	High	Low	Close	出来高	
2022/01/21	34701.69	34896.67	34229.55	34265.37	523880000	
2022/01/20	35102.66	35490.20	34670.12	34715.39	369070000	
2022/01/19	35412.30	35547.83	35015.49	35028.65	393080000	
2022/01/18	35661.76	35661.76	35262.02	35368.47	427260000	
2022/01/14	35996.43	35996.43	35641.49	35911.81	389200000	
週4本値	35996.43	35996.43	34229.55	34265.37		

Historical Data by

 Arrangement by
<https://fx.najirane.com>

Crude Light Oil 5					
Date	Open	High	Low	Close	出来高
2022/01/21	84.57	85.56	82.78	85.14	532202
2022/01/20	86.23	87.82	86.00	86.90	532202
2022/01/19	86.61	87.91	85.77	86.96	113153
2022/01/18	84.32	86.63	83.50	85.43	163643
2022/01/17	0.00	0.00	0.00	0.00	0
週4本値	0.00	87.91	0.00	85.14	

USDJPY 5					EURJPY 5					GBPJPY 5				
日付	始値	高値	安値	終値	日付	始値	高値	安値	終値	日付	始値	高値	安値	終値
2022/01/21	114.11	114.12	113.61	113.65	2022/01/21	129.09	129.31	128.56	128.90	2022/01/21	155.19	155.21	153.92	154.04
2022/01/20	114.36	114.55	113.97	114.11	2022/01/20	129.71	130.09	129.04	129.09	2022/01/20	155.68	156.07	155.15	155.19
2022/01/19	114.60	114.78	114.21	114.36	2022/01/19	129.82	129.98	129.39	129.71	2022/01/19	155.86	156.23	155.41	155.67
2022/01/18	114.60	115.05	114.45	114.61	2022/01/18	130.74	131.17	129.70	129.82	2022/01/18	156.41	156.90	155.49	155.86
2022/01/17	114.23	114.65	114.22	114.61	2022/01/17	130.41	130.82	130.31	130.75	2022/01/17	156.23	156.72	156.14	156.40

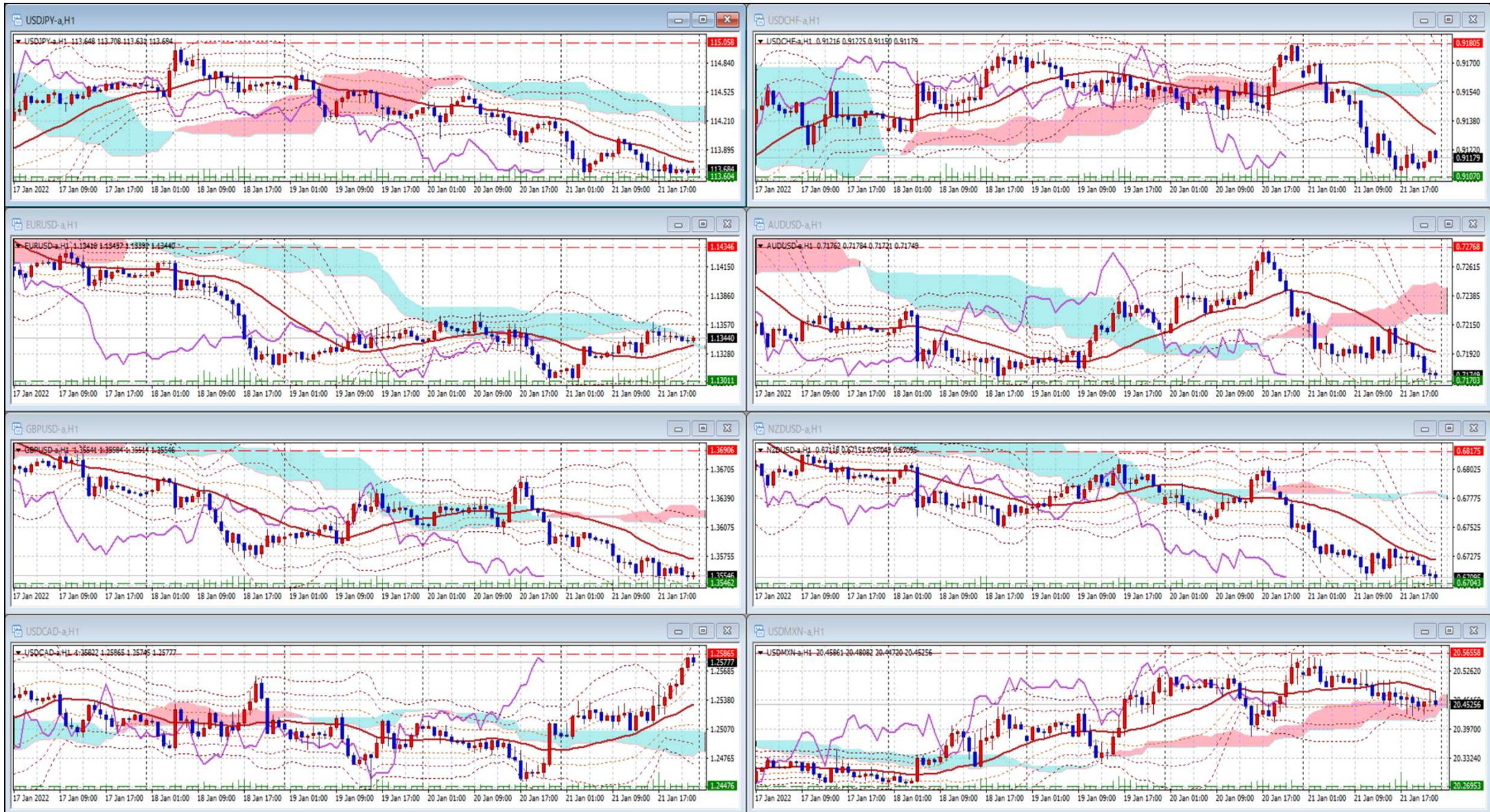
USDJPY Weekly 28					EURJPY Weekly 28					GBPJPY Weekly 28				
日付	始値	高値	安値	終値	日付	始値	高値	安値	終値	日付	始値	高値	安値	終値
2022/01/21	114.23	115.05	113.61	113.65	2022/01/21	130.41	131.17	128.56	128.90	2022/01/21	156.23	156.90	153.92	154.04
2022/01/14	115.62	115.85	113.48	114.19	2022/01/14	131.30	131.48	129.78	130.35	2022/01/14	157.11	157.71	155.46	156.21
2022/01/07	115.11	116.34	114.96	115.56	2022/01/07	130.92	131.60	130.03	131.29	2022/01/07	155.78	157.77	154.90	157.11
2021/12/31	114.37	115.21	114.31	115.10	2021/12/31	129.40	131.05	129.38	130.93	2021/12/31	153.27	156.01	153.17	155.66
2021/12/24	113.69	114.52	113.33	114.35	2021/12/24	127.76	129.76	127.52	129.37	2021/12/24	150.51	153.71	149.54	153.22

先週のIMM取り扱い対ドル8通貨チャート

※ 赤点線は週最高値/青天線は週最低安値、BB中心線はSMA21

2022/01/17 ~ 2022/01/21

Chart by OANDA Japan MetaTrader4



Pivot Maker Ver 3.0 by FX_勝てば官軍?

<https://fx.najirane.com>