

JAPANESE YEN - CHICAGO MERCANTILE EXCHANGE

Code-097741

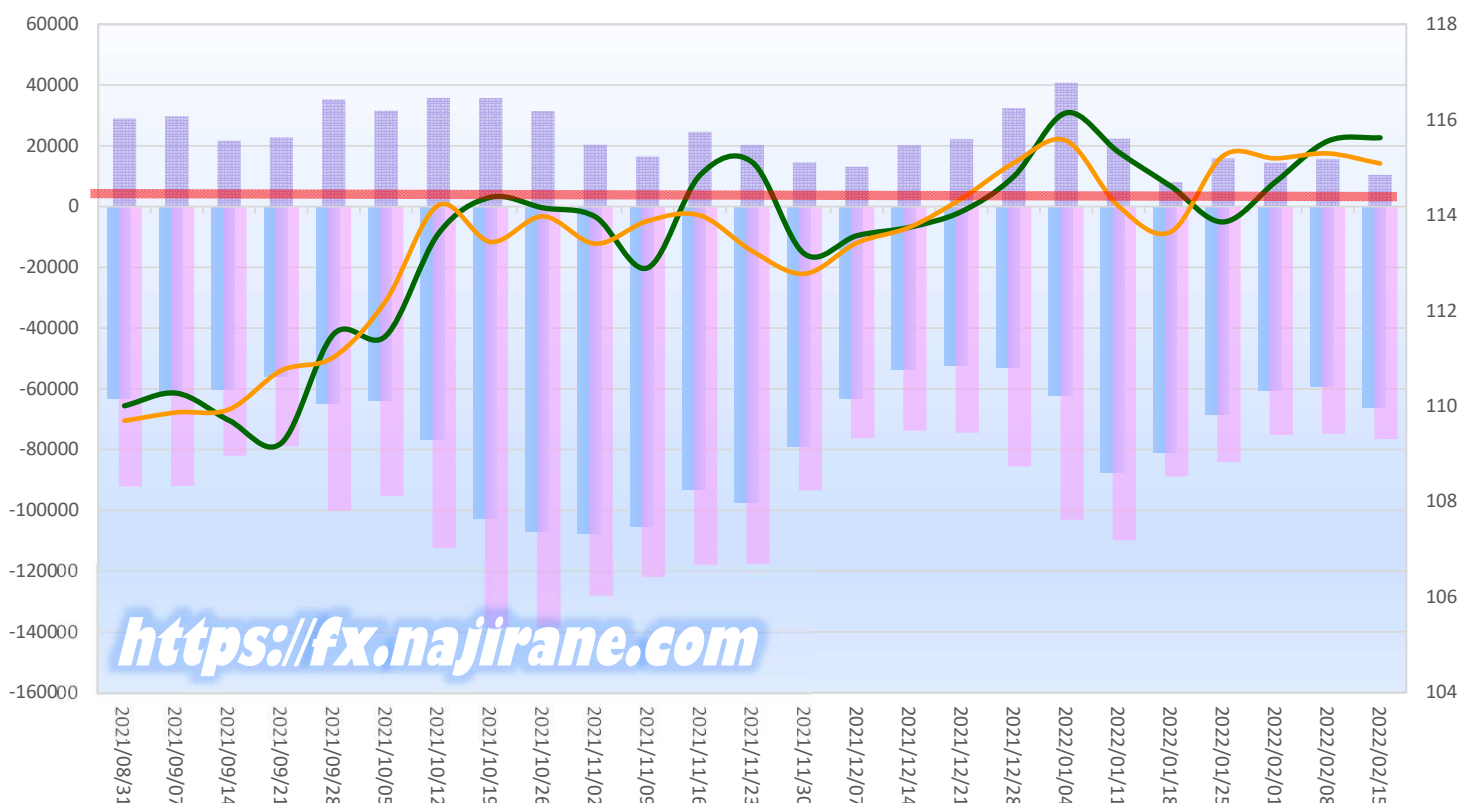
2021/08/24 ~ 2022/02/15

2022/02/18 NYクローズ時公表値

Report_Date	Non Commercial Positions												参考引値	
	Long	増減	増減(%)	Short	増減	増減(%)	売り越し	増減	増減(%)	売買計	増減	増減(%)	2/15(火)	2/18(金)
2022/02/15	10425	-5267	-33.6%	76587	1747	2.3%	66162	7014	11.9%	87012	-3520	-3.9%	115.62	115.08
2022/02/08	15692	1182	8.1%	74840	-310	-0.4%	59148	-1492	-2.5%	90532	872	1.0%	115.55	115.29
2022/02/01	14510	-1356	-8.5%	75150	-8989	-10.7%	60640	-7633	-11.2%	89660	-10345	-10.3%	114.70	115.19
2022/01/25	15866	7864	98.3%	84139	-4742	-5.3%	68273	-12606	-15.6%	100005	3122	3.2%	113.86	115.25
2022/01/18	8002	-14362	-64.2%	88881	-21008	-19.1%	80879	-6646	-7.6%	96883	-35370	-26.7%	114.61	113.65
2022/01/11	22364	-18452	-45.2%	109889	6811	6.6%	87525	25263	40.6%	132253	-11641	-8.1%	115.32	114.19
2022/01/04	40816	8341	25.7%	103078	17501	20.5%	62262	9160	17.2%	143894	25842	21.9%	116.14	115.56
2021/12/28	32475	10284	46.3%	85577	11100	14.9%	53102	816	1.6%	118052	21384	22.1%	114.81	115.10
2021/12/21	22191	1960	9.7%	74477	723	1.0%	52286	-1237	-2.3%	96668	2683	2.9%	114.08	114.35
2021/12/14	20231	7083	53.9%	73754	-2475	-3.2%	53523	-9558	-15.2%	93985	4608	5.2%	113.75	113.75
2021/12/07	13148	-1437	-9.9%	76229	-17222	-18.4%	63081	-15785	-20.0%	89377	-18659	-17.3%	113.57	113.42
2021/11/30	14585	-5700	-28.1%	93451	-24087	-20.5%	78866	-18387	-18.9%	108036	-29787	-21.6%	113.19	112.77
2021/11/23	20285	-4350	-17.7%	117538	-223	-0.2%	97253	4127	4.4%	137823	-4573	-3.2%	115.11	113.25
2021/11/16	24635	8195	49.8%	117761	-4030	-3.3%	93126	-12225	-11.6%	142396	4165	3.0%	114.84	114.00
2021/11/09	16440	-3897	-19.2%	121791	-6170	-4.8%	105351	-2273	-2.1%	138231	-10067	-6.8%	112.90	113.88
2021/11/02	20337	-11150	-35.4%	127961	-10562	-7.6%	107624	588	0.5%	148298	-21712	-12.8%	113.97	113.40
2021/10/26	31487	-4226	-11.8%	138523	76	0.1%	107036	4302	4.2%	170010	-4150	-2.4%	114.15	113.98
2021/10/19	35713	-97	-0.3%	138447	26003	23.1%	102734	26100	34.1%	174160	25906	17.5%	114.38	113.44
2021/10/12	35810	4241	13.4%	112444	17181	18.0%	76634	12940	20.3%	148254	21422	16.9%	113.61	114.21
2021/10/05	31569	-3759	-10.6%	95263	-4825	-4.8%	63694	-1066	-1.6%	126832	-8584	-6.3%	111.48	112.21
2021/09/28	35328	12484	54.6%	100088	21173	26.8%	64760	8689	15.5%	135416	33657	33.1%	111.51	111.03
2021/09/21	22844	1116	5.1%	78915	-3108	-3.8%	56071	-4224	-7.0%	101759	-1992	-1.9%	109.23	110.75
2021/09/14	21728	-7976	-26.9%	82023	-10006	-10.9%	60295	-2030	-3.3%	103751	-17982	-14.8%	109.70	109.93
2021/09/07	29704	674	2.3%	92029	-131	-0.1%	62325	-805	-1.3%	121733	543	0.4%	110.27	109.87
2021/08/31	29030	2267	8.5%	92160	-1274	-1.4%	63130	-3541	-5.3%	121190	993	0.8%	110.01	109.69
2021/08/24	26763			93434			66671			120197			109.65	109.83

JAPANESE YEN - CHICAGO MERCANTILE EXCHANGE
FUTURES ONLY POSITIONS

売越し Long Short 火曜終値 金曜終値

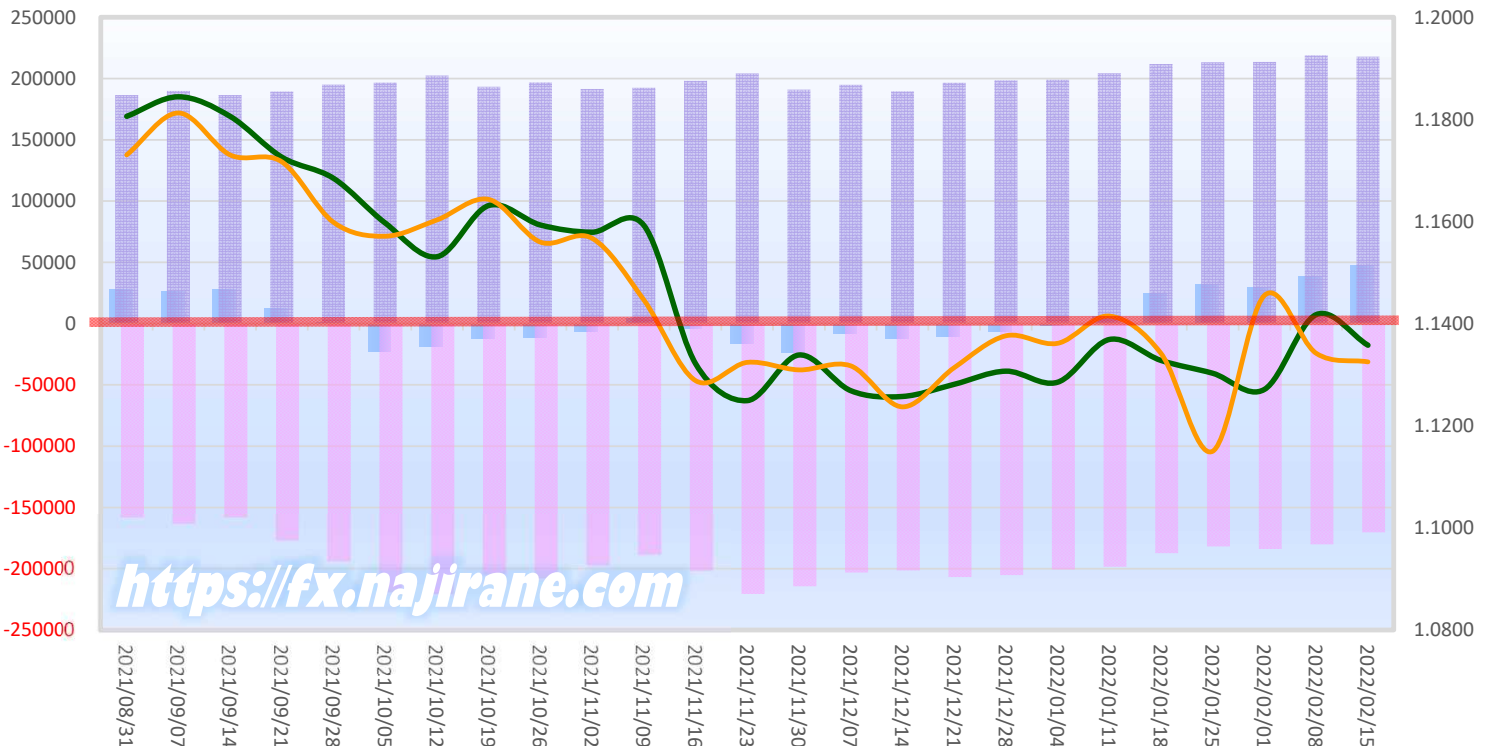


EURO FX - CHICAGO MERCANTILE EXCHANGE Code-099741
 2021/08/24 ~ 2022/02/15 2022/02/18 NYクローズ時公表値

Report_Date	Non Commercial Positions								参考引け値					
	Long	増減		Short	増減		売り越し	増減		2/15(火)	2/18(金)			
2022/02/15	217899	-1074	-0.5%	170318	-9813	-5.4%	-47581	8739	22.5%	388217	-10887	-2.7%	1.1358	1.1325
2022/02/08	218973	5410	2.5%	180131	-3716	-2.0%	-38842	9126	30.7%	399104	1694	0.4%	1.1418	1.1342
2022/02/01	213563	155	0.1%	183847	1999	1.1%	-29716	-1844	-5.8%	397410	2154	0.5%	1.1271	1.1455
2022/01/25	213408	1507	0.7%	181848	-5469	-2.9%	-31560	6976	28.4%	395256	-3962	-1.0%	1.1303	1.1150
2022/01/18	211901	7540	3.7%	187317	-11039	-5.6%	-24584	18579	309.4%	399218	-3499	-0.9%	1.1328	1.1342
2022/01/11	204361	5288	2.7%	198356	-2271	-1.1%	-6005	-7559	-486.4%	402717	3017	0.8%	1.1369	1.1415
2022/01/04	199073	456	0.2%	200627	-4624	-2.3%	1554	-5080	-76.6%	399700	-4168	-1.0%	1.1285	1.1361
2021/12/28	198617	2022	1.0%	205251	-1506	-0.7%	6634	-3528	-34.7%	403868	516	0.1%	1.1307	1.1376
2021/12/21	196595	7065	3.7%	206757	5348	2.7%	10162	-1717	-14.5%	403352	12413	3.2%	1.1281	1.1314
2021/12/14	189530	-5339	-2.7%	201409	-1759	-0.9%	11879	3580	43.1%	390939	-7098	-1.8%	1.1257	1.1237
2021/12/07	194869	3821	2.0%	203168	-11120	-5.2%	8299	-14941	-64.3%	398037	-7299	-1.8%	1.1269	1.1317
2021/11/30	191048	-13166	-6.4%	214288	-6378	-2.9%	23240	6788	41.3%	405336	-19544	-4.6%	1.1339	1.1309
2021/11/23	204214	6033	3.0%	220666	18659	9.2%	16452	12626	330.0%	424880	24692	6.2%	1.1249	1.1324
2021/11/16	198181	5637	2.9%	202007	13236	7.0%	3826	-7599	-201.4%	400188	18873	4.9%	1.1322	1.1288
2021/11/09	192544	1048	0.5%	188771	-8863	-4.5%	-3773	-9911	-161.5%	381315	-7815	-2.0%	1.1592	1.1446
2021/11/02	191496	-5384	-2.7%	197634	-10502	-5.0%	6138	-5118	-45.5%	389130	-15886	-3.9%	1.1579	1.1567
2021/10/26	196880	3560	1.8%	208136	2709	1.3%	11256	-851	-7.0%	405016	6269	1.6%	1.1593	1.1560
2021/10/19	193320	-9192	-4.5%	205427	-15483	-7.0%	12107	-6291	-34.2%	398747	-24675	-5.8%	1.1631	1.1643
2021/10/12	202512	5693	2.9%	220910	1757	0.8%	18398	-3936	-17.6%	423422	7450	1.8%	1.1531	1.1603
2021/10/05	196819	1776	0.9%	219153	24982	12.9%	22334	-23206	-2661.2%	415972	26758	6.9%	1.1597	1.1571
2021/09/28	195043	5637	3.0%	194171	16860	9.5%	-872	-11223	-92.8%	389214	22497	6.1%	1.1685	1.1598
2021/09/21	189406	2852	1.5%	177311	18562	11.7%	-12095	-15710	-56.5%	366717	21414	6.2%	1.1726	1.1717
2021/09/14	186554	-3350	-1.8%	158749	-4847	-3.0%	-27805	1497	5.7%	345303	-8197	-2.3%	1.1806	1.1731
2021/09/07	189904	-689	-0.4%	163596	-16521	-9.2%	-26308	15832	151.1%	353500	-17210	-4.6%	1.1844	1.1813
2021/08/31	190593	-3576	-1.8%	180117	10578	6.2%	-10476	-14154	-57.5%	370710	7002	1.9%	1.1809	1.1880
2021/08/24	194169			169539			-24630			363708			1.1756	1.1796

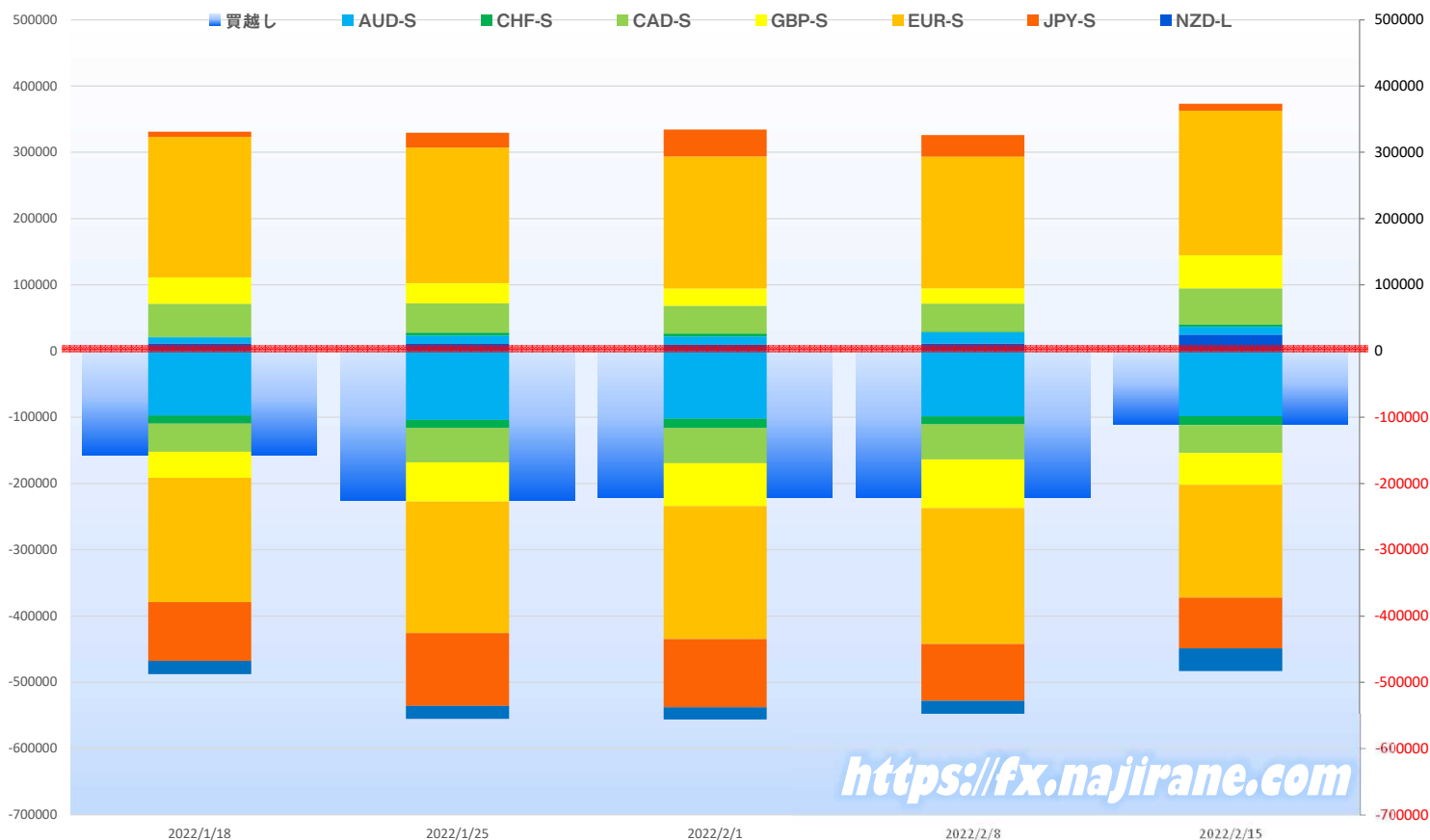
**EURO FX - CHICAGO MERCANTILE EXCHANGE
 FUTURES ONLY POSITIONS**

■ 売越し ■ Long ■ Short ■ 火曜終値 ■ 金曜終値



	2022/01/18			2022/01/25			2022/02/01			2022/02/08			2022/02/15		
	Long	Short	売り越し	Long	Short	売り越し	Long	Short	売り越し	Long	Short	売り越し	Long	Short	売り越し
JPY	8002	88881	80879	15866	84139	68273	14510	75150	60640	15692	74840	59148	10425	76587	66162
	前週比 枚数増減 (枚)			7864	-4742	-12606	-1356	-8989	-7633	1182	-310	-1492	-5267	1747	7014
	前週比 枚数増減 (%)			98.3%	-5.3%	-15.6%	-8.5%	-10.7%	-11.2%	8.1%	-0.4%	-2.5%	-33.6%	2.3%	11.9%
EUR	211901	187317	-24584	213408	181848	-31560	213563	183847	-29716	218973	180131	-38842	217899	170318	-47581
	前週比 枚数増減 (枚)			1507	-5469	6976	155	1999	-1844	5410	-3716	9126	-1074	-9813	8739
	前週比 枚数増減 (%)			0.7%	-2.9%	28.4%	0.1%	1.1%	-5.8%	2.5%	-2.0%	30.7%	-0.5%	-5.4%	22.5%
GBP	39760	40007	247	36666	44429	7763	29597	53202	23605	44709	53254	8545	50151	47914	-2237
	前週比 枚数増減 (枚)			-3094	4422	7516	-7069	8773	15842	15112	52	-15060	5442	-5340	10782
	前週比 枚数増減 (%)			-7.8%	11.1%	3042.9%	-19.3%	19.7%	204.1%	51.1%	0.1%	-63.8%	12.2%	-10.0%	126.2%
AUD	9051	97505	88454	15121	98394	83273	18835	98664	79829	17323	103064	85741	11692	98386	86694
	前週比 枚数増減 (枚)			6070	889	-5181	3714	270	-3444	-1512	4400	5912	-5631	-4678	953
	前週比 枚数増減 (%)			67.1%	0.9%	-5.9%	24.6%	0.3%	-4.1%	-8.0%	4.5%	7.4%	-32.5%	-4.5%	1.1%
CAD	49792	42300	-7492	53129	40812	-12317	52386	34122	-18264	54762	39876	-14886	54424	42254	-12170
	前週比 枚数増減 (枚)			3337	-1488	4825	-743	-6690	5947	2376	5754	-3378	-338	2378	-2716
	前週比 枚数増減 (%)			6.7%	-3.5%	64.4%	-1.4%	-16.4%	48.3%	4.5%	16.9%	-18.5%	-0.6%	6.0%	-18.2%
CHF	925	11735	10810	1999	10795	8796	698	8937	8239	1234	10633	9399	3652	13367	9715
	前週比 枚数増減 (枚)			1074	-940	-2014	-1301	-1858	-557	536	1696	1160	2418	2734	316
	前週比 枚数増減 (%)			116.1%	-8.0%	-18.6%	-65.1%	-17.2%	-6.3%	76.8%	19.0%	14.1%	195.9%	25.7%	3.4%
NZD	11612	19943	8331	15948	26721	10773	19205	30903	11698	17168	27534	10366	24923	34256	9333
	前週比 枚数増減 (枚)			4336	6778	2442	3257	4182	925	-2037	-3369	-1332	7755	6722	-1033
	前週比 枚数増減 (%)			37.3%	34.0%	29.3%	20.4%	15.7%	8.6%	-10.6%	-10.9%	-11.4%	45.2%	24.4%	-10.0%
MXN	75461	70541	-4920	66449	67239	790	53767	53037	-730	45097	43853	-1244	59485	50511	-8974
	前週比 枚数増減 (枚)			-9012	-3302	5710	-12682	-14202	1520	-8670	-9184	514	14388	6658	7730
	前週比 枚数増減 (%)			-11.9%	-4.7%	116.1%	-19.1%	-21.1%	192.4%	-16.1%	-17.3%	70.4%	31.9%	15.2%	621.4%
Total All 8	406504	558229	151725	418586	554377	135791	402561	537862	135301	414958	533185	118227	432651	533593	100942
	前週比 枚数増減 (枚)			12082	-3852	-15934	-16025	-16515	-490	12397	-4677	-17074	17693	408	-17285
	前週比 枚数増減 (%)			3.0%	-0.7%	-10.5%	-3.8%	-3.0%	-0.4%	3.1%	-0.9%	-12.6%	4.3%	0.1%	-14.6%
Total 7 (MXN除く)	331043	487688	156645	352137	487138	135001	348794	484825	136031	369861	489332	119471	373166	483082	109916
	前週比 枚数増減 (枚)			21094	-550	-21644	-3343	-2313	1030	21067	4507	-16560	3305	-6250	-9555
	前週比 枚数増減 (%)			6.4%	-0.1%	-13.8%	-0.9%	-0.5%	0.8%	6.0%	0.9%	-12.2%	0.9%	-1.3%	-8.0%

直近5週 CFTC IMM主要7通貨の売買構成

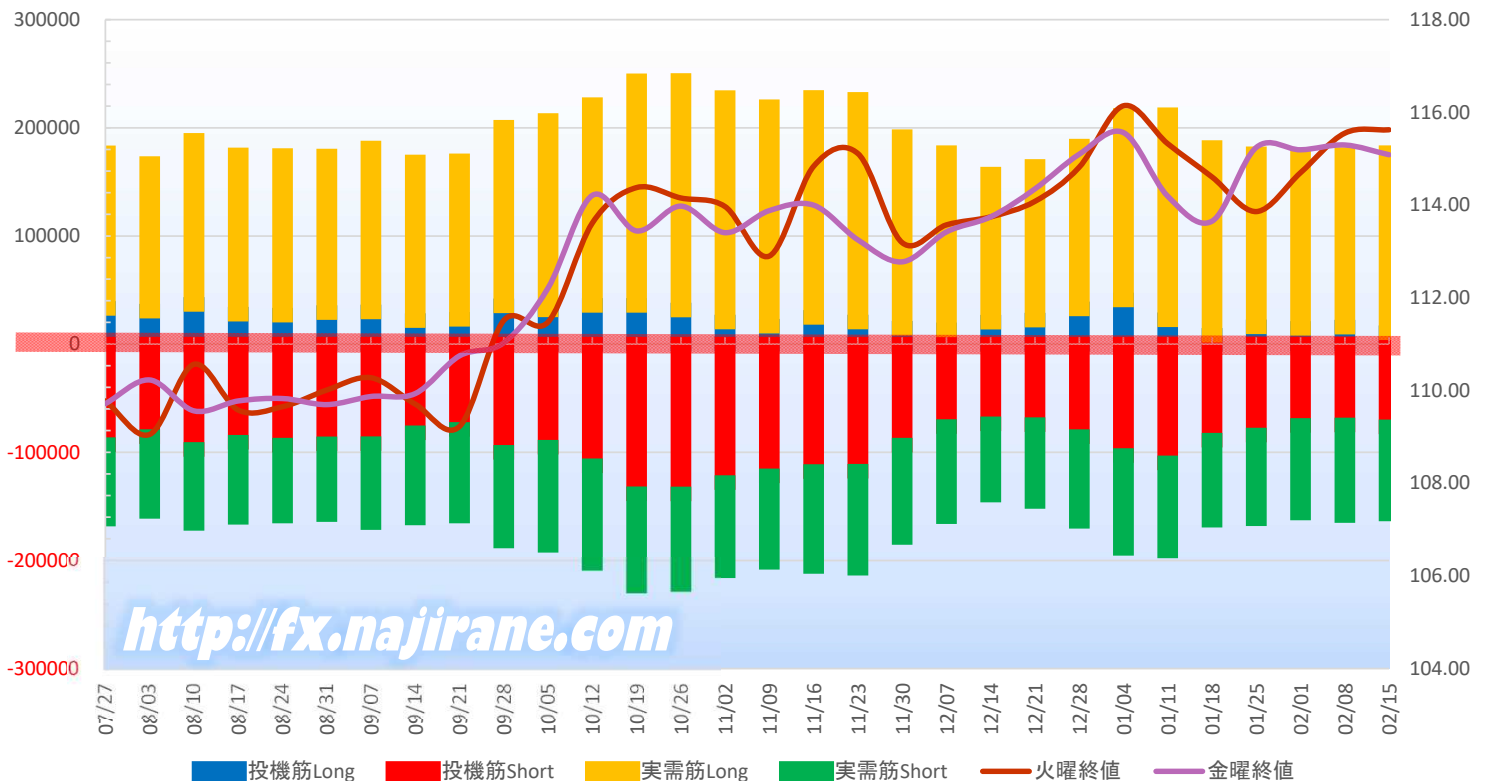


JAPANESE YEN - CHICAGO MERCANTILE EXCHANGE
FUTURES ONLY POSITIONS

Code-097741
2022/02/18 公表値

Date	投機筋集計				実需筋集計				投機筋+実需筋合計				ドル円終値	
	円買い	円売り	売り越し	売買計	円買い	円売り	売り越し	売買計	円買い	円売り	売り越し	売買計	火曜締め	金曜締め
2022/02/15	10425	76587	66162	87012	166645	80389	-86256	247034	177070	156976	-20094	334046	115.62	115.08
2022/02/08	15692	74840	59148	90532	159601	83644	-75957	243245	175293	158484	-16809	333777	115.55	115.29
2022/02/01	14510	75150	60640	89660	160358	81005	-79353	241363	174868	156155	-18713	331023	114.70	115.19
2022/01/25	15866	84139	68273	100005	160178	77315	-82863	237493	176044	161454	-14590	337498	113.86	115.25
2022/01/18	8002	88881	80879	96883	173701	73961	-99740	247662	181703	162842	-18861	344545	114.61	113.65
2022/01/11	22364	109889	87525	132253	189708	81316	-108392	271024	212072	191205	-20867	403277	115.32	114.19
2022/01/04	40816	103078	62262	143894	170537	85793	-84744	256330	211353	188871	-22482	400224	116.14	115.56
2021/12/28	32475	85577	53102	118052	150647	78283	-72364	228930	183122	163860	-19262	346982	114.81	115.10
2021/12/21	22191	74477	52286	96668	142161	71002	-71159	213163	164352	145479	-18873	309831	114.08	114.35
2021/12/14	20231	73754	53523	93985	136938	65878	-71060	202816	157169	139632	-17537	296801	113.75	113.75
2021/12/07	13148	76229	63081	89377	163847	83350	-80497	247197	176995	159579	-17416	336574	113.57	113.42
2021/11/30	14585	93451	78866	108036	177285	85252	-92033	262537	191870	178703	-13167	370573	113.19	112.77
2021/11/23	20285	117538	97253	137823	205923	89698	-116225	295621	226208	207236	-18972	433444	115.11	113.25
2021/11/16	24635	117761	93126	142396	203468	87710	-115758	291178	228103	205471	-22632	433574	114.84	114.00
2021/11/09	16440	121791	105351	138231	203044	79845	-123199	282889	219484	201636	-17848	421120	112.90	113.88
2021/11/02	20337	127961	107624	148298	207612	81607	-126005	289219	227949	209568	-18381	437517	113.97	113.40
2021/10/26	31487	138523	107036	170010	212303	83757	-128546	296060	243790	222280	-21510	466070	114.15	113.98
2021/10/19	35713	138447	102734	174160	207735	85095	-122640	292830	243448	223542	-19906	466990	114.38	113.44
2021/10/12	35810	112444	76634	148254	185560	90468	-95092	276028	221370	202912	-18458	424282	113.61	114.21
2021/10/05	31569	95263	63694	126832	175160	90697	-84463	265857	206729	185960	-20769	392689	111.48	112.21
2021/09/28	35328	100088	64760	135416	165246	81967	-83279	247213	200574	182055	-18519	382629	111.51	111.03
2021/09/21	22844	78915	56071	101759	146680	80086	-66594	226766	169524	159001	-10523	328525	109.23	110.75
2021/09/14	21728	82023	60295	103751	146716	78681	-68035	225397	168444	160704	-7740	329148	109.70	109.93
2021/09/07	29704	92029	62325	121733	151585	73003	-78582	224588	181289	165032	-16257	346321	110.27	109.87
2021/08/31	29030	92160	63130	121190	144849	65434	-79415	210283	173879	157594	-16285	331473	110.01	109.69
2021/08/24	26763	93434	66671	120197	147612	65542	-82070	213154	174375	158976	-15399	333351	109.65	109.83
2021/08/17	27532	90740	63208	118272	147403	69312	-78091	216715	174935	160052	-14883	334987	109.58	109.77
2021/08/10	36684	97341	60657	134025	151720	68459	-83261	220179	188404	165800	-22604	354204	110.56	109.56
2021/08/03	30409	85599	55190	116008	136596	68989	-67607	205585	167005	154588	-12417	321593	109.05	110.23
2021/07/27	32975	92909	59934	125884	143819	68805	-75014	212624	176794	161714	-15080	338508	109.77	109.71

JAPANESE YEN - CHICAGO MERCANTILE EXCHANGE
FUTURES ONLY POSITIONS Cord-097741

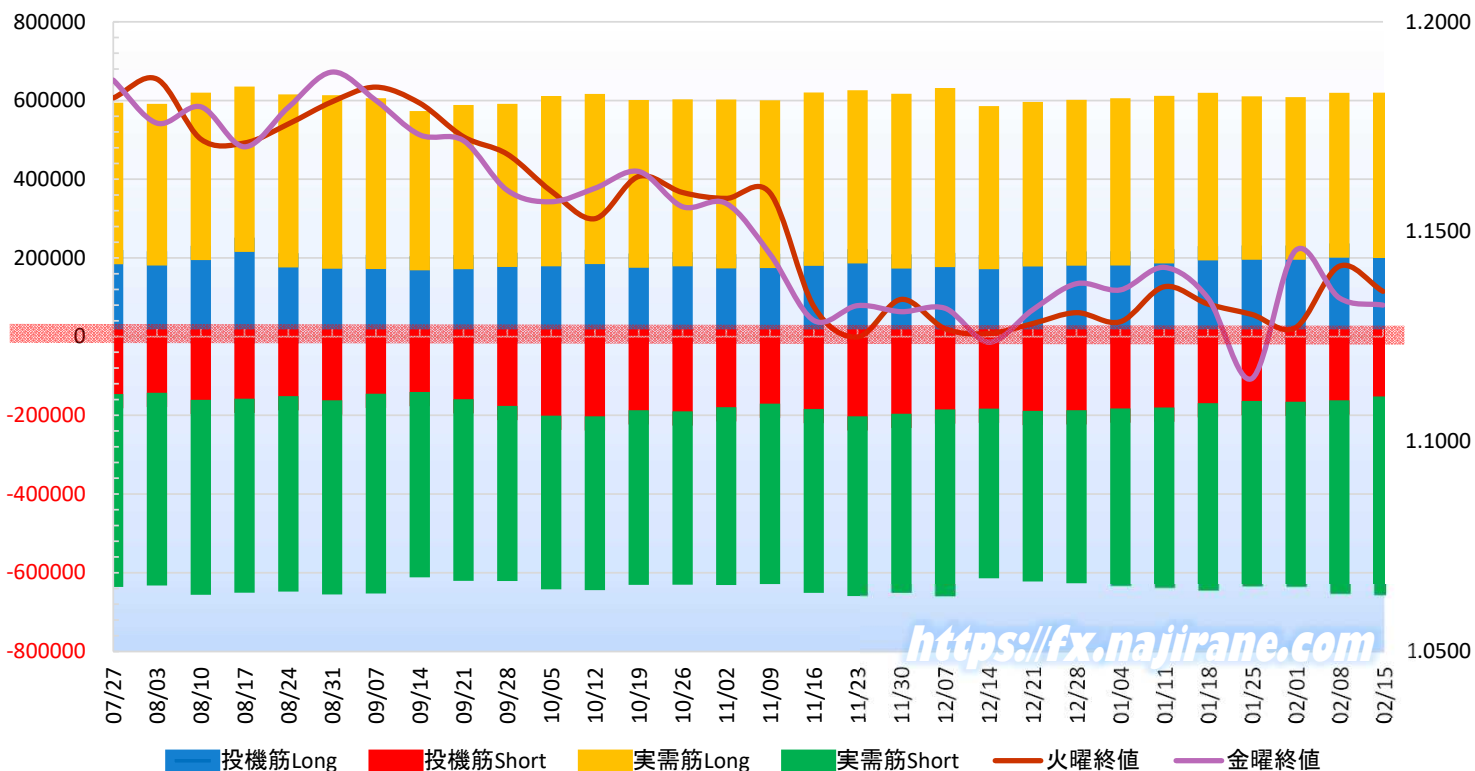


EURO FX - CHICAGO MERCANTILE EXCHANGE
FUTURES ONLY POSITIONS

Code-099741
2022/02/18 公表値

Date	投機筋集計				実需筋集計				投機筋+実需筋合計				ユーロドル終値	
	EUR買い	EUR売り	売り越し	売買計	EUR買い	EUR売り	売り越し	売買計	EUR買い	EUR売り	売り越し	売買計	火曜締め	金曜締め
2022/02/15	217899	170318	-47581	388217	383827	468884	85057	852711	601726	639202	37476	1240928	1.1358	1.1325
2022/02/08	218973	180131	-38842	399104	382426	456678	73252	838104	601399	635809	34410	1237208	1.1418	1.1342
2022/02/01	213563	183847	-29716	397410	376805	434272	57467	811077	590368	618119	27751	1208487	1.1271	1.1455
2022/01/25	213408	181848	-31560	395256	379154	435412	56258	814566	592562	617260	24698	1209822	1.1303	1.1150
2022/01/18	211901	187317	-24584	399218	389617	440081	50464	829698	601518	627398	25880	1228916	1.1328	1.1342
2022/01/11	204361	198356	-6005	402717	389191	422581	33390	811772	593552	620937	27385	1214489	1.1369	1.1415
2022/01/04	199073	200627	1554	399700	388742	415200	26458	803942	587815	615827	28012	1203642	1.1285	1.1361
2021/12/28	198617	205251	6634	403868	384857	403390	18533	788247	583474	608641	25167	1192115	1.1307	1.1376
2021/12/21	196595	206757	10162	403352	381670	397296	15626	778966	578265	604053	25788	1182318	1.1281	1.1314
2021/12/14	189530	201409	11879	390939	378079	394668	16589	772747	567609	596077	28468	1163686	1.1257	1.1237
2021/12/07	194869	203168	8299	398037	418656	438831	20175	857487	613525	641999	28474	1255524	1.1269	1.1317
2021/11/30	191048	214288	23240	405336	407774	418645	10871	826419	598822	632933	34111	1231755	1.1339	1.1309
2021/11/23	204214	220666	16452	424880	403595	420430	16835	824025	607809	641096	33287	1248905	1.1249	1.1324
2021/11/16	198181	202007	3826	400188	404266	431251	26985	835517	602447	633258	30811	1235705	1.1322	1.1288
2021/11/09	192544	188771	-3773	381315	389822	421863	32041	811685	582366	610634	28268	1193000	1.1592	1.1446
2021/11/02	191496	197634	6138	389130	392882	415610	22728	808492	584378	613244	28866	1197622	1.1579	1.1567
2021/10/26	196880	208136	11256	405016	387905	404160	16255	792065	584785	612296	27511	1197081	1.1593	1.1560
2021/10/19	193320	205427	12107	398747	389682	407255	17573	796937	583002	612682	29680	1195684	1.1631	1.1643
2021/10/12	202512	220910	18398	423422	396224	405177	8953	801401	598736	626087	27351	1224823	1.1531	1.1603
2021/10/05	196819	219153	22334	415972	396534	405021	8487	801555	593353	624174	30821	1217527	1.1597	1.1571
2021/09/28	195043	194171	-872	389214	378476	408900	30424	787376	573519	603071	29552	1176590	1.1685	1.1598
2021/09/21	189406	177311	-12095	366717	381122	425371	44249	806493	570528	602682	32154	1173210	1.1726	1.1717
2021/09/14	186554	158749	-27805	345303	368593	434853	66260	803446	555147	593602	38455	1148749	1.1806	1.1731
2021/09/07	189904	163596	-26308	353500	397755	471071	73316	868826	587659	634667	47008	1222326	1.1844	1.1813
2021/08/31	190593	180117	-10476	370710	404630	456842	52212	861472	595223	636959	41736	1232182	1.1809	1.1880
2021/08/24	194169	169539	-24630	363708	403032	460425	57393	863457	597201	629964	32763	1227165	1.1756	1.1796
2021/08/17	233529	175889	-57640	409418	383684	456767	73083	840451	617213	632656	15443	1249869	1.1711	1.1702
2021/08/10	212809	178952	-33857	391761	388866	458925	70059	847791	601675	637877	36202	1239552	1.1721	1.1797
2021/08/03	199067	161060	-38007	360127	374123	453158	79035	827281	573190	614218	41028	1187408	1.1863	1.1759
2021/07/27	202245	164119	-38126	366364	373953	453802	79849	827755	576198	617921	41723	1194119	1.1818	1.1861

EURO FX - CHICAGO MERCANTILE EXCHANGE
FUTURES ONLY POSITIONS Code-099741



<https://fx.najirane.com>

Bitcoin/USD 及び CME Futures (当月及び限月別)

※取引単位=5ビットコイン
(CME CFビットコイン参考基準レート=BRRを対象)

Bitcoin/USD					CME Futures 2022/01		CME Futures 2022/02		CME Futures 2022/03		CME Futures 2022/04		CME Futures 2022/05		CME Futures 2022/12	
Date	Open	High	Low	Close	Close2	Volume	Close	Volume	Close	Volume	Close	Volume	Close	Volume	Close	Volume
2021/12/12	49355	50725	48726	50098	0	0	0	0	0	0	0	0	0	0	0	0
2021/12/13	50115	50205	45895	46737	0	0	46970	105	47140	42	47325	0	47525.000	0	0	0
2021/12/14	46710	48431	46424	46613	0	0	48230	105	48410	29	48600	7	48800.000	1	0	0
2021/12/15	48380	49474	46672	48897	0	0	49725	86	49910	18	50105	2	50305.000	0	0	0
2021/12/16	48900	49426	47530	47665	0	0	48370	78	48570	52	48770	2	48990.000	0	0	0
2021/12/17	47654	48005	45618	46202	0	0	46615	78	46805	52	47000	2	47195.000	0	0	0
2021/12/18	46219	47314	45598	46849	0	0	0	0	0	0	0	0	0	0	0	0
2021/12/19	46854	48090	46503	46707	0	0	0	0	0	0	0	0	0	0	0	0
2021/12/20	46707	47402	45580	46880	0	0	47490	214	47700	24	47905	2	48100.000	1	0	0
2021/12/21	46886	49301	46699	48937	0	0	49105	214	49310	24	49525	2	49735.000	1	0	0
2021/12/22	48937	49545	48451	48629	0	0	49445	87	49655	8	49870	0	50105.000	0	0	0
2021/12/23	48626	51332	48066	50785	0	0	51455	87	51660	8	51875	0	52110.000	0	0	0
2021/12/24	50806	51814	50514	50822	0	0	0	0	0	0	0	0	0	0	0	0
2021/12/25	50855	51177	50237	50430	0	0	0	0	0	0	0	0	0	0	0	0
2021/12/26	50429	51196	49623	50810	0	0	0	0	0	0	0	0	0	0	0	0
2021/12/27	50803	51956	50499	50640	0	0	51695	244	51930	97	52165	1	52400.000	1	0	0
2021/12/28	50680	50680	47414	47589	0	0	48120	378	48355	60	48630	0	48865.000	0	0	0
2021/12/29	47624	48120	46201	46445	0	0	47680	279	47915	23	48190	1	48425.000	1	0	0
2021/12/30	46491	47880	46060	47178	0	0	47485	2276	47730	93	47975	1	48210.000	2	0	0
2021/12/31	47169	48473	45820	46306	0	0	46015	2276	46245	93	46520	1	46755.000	2	0	0
2022/1/1	46312	47827	46288	47687	0	0	0	0	0	0	0	0	0	0	0	0
2022/1/2	47681	47881	46857	47345	0	0	0	0	0	0	0	0	0	0	0	0
2022/1/3	47344	47511	45836	46458	0	0	46085	318	46315	104	46540	1	46775.000	0	0	0
2022/1/4	46459	47407	45752	45898	0	0	46510	487	46735	119	46970	2	47205.000	0	0	0
2022/1/5	45899	46929	42798	43569	0	0	44020	487	44230	119	44455	2	44685.000	0	0	0
2022/1/6	43566	43749	42646	43161	0	0	43385	442	43555	94	43745	11	43970.000	0	0	0
2022/1/7	43154	43154	41077	41558	0	0	41990	442	42165	94	42355	11	42590.000	0	0	0
2022/1/8	41561	42229	40672	41734	0	0	0	0	0	0	0	0	0	0	0	0
2022/1/9	41735	42664	41338	41912	0	0	0	0	0	0	0	0	0	0	0	0
2022/1/10	41910	42199	39797	41821	0	0	41870	1052	42040	82	42215	6	42425.000	3	0	0
2022/1/11	41820	43001	41408	42736	0	0	42940	904	43110	188	43295	31	43515.000	1	0	0
2022/1/12	42742	44135	42529	43949	0	0	43950	578	44115	212	44300	14	44525.000	0	0	0
2022/1/13	43947	44278	42447	42592	0	0	42790	387	42930	85	43095	5	43315.000	0	0	0
2022/1/14	42599	43347	41983	43100	0	0	43245	464	43395	181	43575	9	43770.000	1	0	0
2022/1/15	43102	43725	42669	43177	0	0	0	0	0	0	0	0	0	0	0	0
2022/1/16	43172	43437	42691	43114	0	0	0	0	0	0	0	0	0	0	0	0
2022/1/17	43118	43179	41680	42251	0	0	0	0	0	0	0	0	0	0	0	0
2022/1/18	42250	42534	41392	42376	0	0	41740	464	41830	181	41965	9	42140.000	1	0	0
2022/1/19	42374	42478	41243	41744	0	0	41645	891	41695	242	41810	25	41975.000	2	0	0
2022/1/20	41744	43413	40673	40680	0	0	42710	1204	42775	251	42865	43	43000.000	4	0	0
2022/1/21	40700	41061	35791	36457	0	0	38230	1204	38280	251	38355	43	38465.000	4	0	0
2022/1/22	36472	36689	34349	35030	0	0	0	0	0	0	0	0	0	0	0	0
2022/1/23	35047	36433	34785	36277	0	0	0	0	0	0	0	0	0	0	0	0
2022/1/24	36276	37248	33184	36654	0	0	37280	5561	37310	625	37375	37	37460.000	10	0	0
2022/1/25	36655	37445	35779	36954	0	0	36915	5561	36965	625	37045	37	37165.000	10	0	0
2022/1/26	36951	38825	36375	36852	0	0	37075	5988	37165	399	37280	34	37415.000	6	0	0
2022/1/27	36842	37148	35629	37138	0	0	35555	5969	35720	2574	35875	99	36020.000	8	0	0
2022/1/28	37128	37953	36211	37784	0	0	37790	5969	37885	2574	38010	99	38140.000	8	0	0
2022/1/29	37781	38576	37406	38138	0	0	0	0	0	0	0	0	0	0	0	0
2022/1/30	38152	38266	37438	37918	0	0	0	0	0	0	0	0	0	0	0	0
2022/1/31	37920	38647	36734	38483	0	0	38485	5566	38575	921	38710	87	38855.000	25	0	0
2022/2/1	38482	39115	38114	38743	0	0	38585	4094	38690	461	38840	42	38970.000	0	0	0
2022/2/2	38744	38835	36833	36953	0	0	37535	4095	37635	318	37775	19	37925.000	6	0	0
2022/2/3	36945	37155	36376	37155	0	0	36265	4396	36350	451	36475	15	36620.000	2	0	0
2022/2/4	37149	41528	37094	41501	0	0	40640	4222	40715	388	40835	26	40990.000	0	0	0
2022/2/5	41501	41847	41038	41441	0	0	0	0	0	0	0	0	0	0	0	0
2022/2/6	41441	42501	41245	42412	0	0	0	0	0	0	0	0	0	0	0	0
2022/2/7	42407	44402	41748	43840	0	0	44235	7457	44325	961	44430	41	44575.000	38	0	0
2022/2/8	43855	45294	42808	44118	0	0	44340	5873	44420	857	44530	35	44665.000	2	0	0
2022/2/9	44097	44728	43233	44339	0	0	44855	5873	44925	857	45050	35	45185.000	2	0	0
2022/2/10	44348	45661	43403	43565	0	0	44180	8449	44230	1261	44350	51	44495.000	0	0	0
2022/2/11	43571	43811	42115	42408	0	0	42390	6220	42445	915	42540	107	42665.000	1	0	0
2022/2/12	42412	42993	41853	42244	0	0	0	0	0	0	0	0	0	0	0	0
2022/2/13	42237	42693	41951	42198	0	0	---	---	---	---	---	---	---	---	---	---
2022/2/14	42157	42776	41682	42587	0	0	42205	5402	42260	722	42355	39	42485.000	0	---	---
2022/2/15	42586	44667	42491	44575	0	0	44215	4089	44265	524	44365	75	44500.000	2	---	---
2022/2/16	44578	44578	43457	43962	---	---	44175	3894	44205	471	44305	26	44500000	1	---	---
2022/2/17	43937	44133	40249	40538	0	0	40900	6682	40930	1153	41045	91	41185.000	13	---	---
2022/2/18	40552	40929	39638	40031	0	0	39945	6682	39995	1764	40145	149	40225.000	13	---	---



Date	BTC(BitCoin)/JPY					ETH(Ethereum)/JPY					XRP(Ripple)/JPY				
	Open	High	Low	Close	Volume	Open	High	Low	Close	Volume	Open	High	Low	Close	Volume
2021/12/21	5329348.50	5607536.00	5304000.00	5578511.00	3084216.22	447669.06	461654.41	445434.72	458288.03	1868207.20	99.9616	109.6147	97.0385	108.0266	427360.46
2021/12/22	5578566.00	5652054.00	5539572.00	5550142.00	2790333.47	458109.72	464770.72	451060.44	454490.97	1588938.76	108.0784	111.0354	105.9387	108.9631	378603.58
2021/12/23	5549895.00	5874986.50	5491858.50	5813032.00	3230634.92	454475.22	474856.09	445431.81	470222.34	2061195.39	108.9774	116.3452	107.4190	113.6960	487302.26
2021/12/24	5815494.00	5924934.00	577519.50	5814389.50	2787847.55	470603.47	472735.06	460951.19	463115.56	1460866.97	113.8683	114.0932	102.8573	104.3441	442149.67
2021/12/25	5818133.50	5854935.50	5747406.00	5769503.50	2177230.16	463321.38	473478.75	460821.03	468297.94	1246434.28	104.3838	106.8458	103.2307	105.8053	199873.80
2021/12/26	5769370.00	5856174.50	5677205.50	5809738.00	2397139.78	468397.56	469641.44	459116.28	465072.53	1280332.09	105.9045	106.8605	103.7988	105.3310	151471.19
2021/12/27	5808948.00	5969938.00	575245.50	5813199.50	2792280.84	464777.34	474089.94	463262.75	463484.91	1311444.17	105.2879	109.7831	104.8859	106.3201	205363.74
2021/12/28	5817727.00	5817727.00	5443625.50	5461868.00	3836871.22	463483.78	463483.78	432690.72	436236.09	1985495.09	106.3858	106.3858	97.4266	97.8960	261908.09
2021/12/29	5465887.00	5525821.00	5311208.50	5338808.00	3454151.05	435839.34	439542.28	415318.00	417098.81	1807303.84	97.9093	99.3250	93.5421	93.8811	235675.58
2021/12/30	5344083.50	5512037.50	5295968.50	5428610.00	3070714.45	417522.75	433659.31	413373.06	427339.03	1487274.78	94.0196	98.6208	92.5006	96.6153	216370.57
2021/12/31	5427603.00	557297.50	5273212.50	5330242.50	4256023.04	427290.47	437901.25	418551.00	423900.50	1629616.79	96.6190	98.1402	92.7318	95.6735	199935.67
2022/1/1	5330852.50	5505306.00	5328175.00	5489133.50	2829661.63	423948.19	433947.72	423860.66	433922.28	1125317.85	95.6871	98.2099	95.6249	97.7810	133118.26
2022/1/2	5488456.00	5511533.00	5393608.00	5451565.50	3218483.48	427949.41	441572.91	429048.66	440955.28	1137802.04	97.7776	99.4025	96.5937	98.9231	130578.25
2022/1/3	5451372.50	5499126.00	5284611.50	5358107.50	3814217.04	440951.91	442287.88	429367.72	433807.72	1393300.28	98.9219	98.9219	95.0083	96.0583	164805.83
2022/1/4	5358192.50	5508392.00	5313005.00	5332174.00	4936840.45	433805.34	450410.72	429797.47	440776.44	1630049.84	96.0544	98.1608	95.1778	95.8068	175898.93
2022/1/5	5332381.00	5433187.00	4968788.00	5059535.00	4279403.88	440801.13	444812.53	401321.22	412295.59	2097408.05	95.8116	96.7334	85.0676	89.9238	261603.01
2022/1/6	5059130.00	5075843.00	4936157.50	5000901.00	3500097.47	412216.88	412216.88	386064.84	396078.63	2814833.87	89.9171	91.4489	86.1506	90.5318	250853.37
2022/1/7	500048.50	500048.50	4751272.50	4801373.50	9727616.91	46012.53	396433.25	360610.22	368926.13	2829923.90	90.5229	90.5229	85.1222	88.1614	269152.12
2022/1/8	4801785.00	4881159.00	4701227.00	4823943.00	3244133.94	368959.88	374540.31	349177.59	357394.94	1853769.45	88.1651	89.5490	84.1253	86.4237	207144.27
2022/1/9	4824033.50	4940459.00	4778195.00	4845882.00	2462088.66	357363.00	370592.75	355538.44	365103.97	1426154.65	86.4290	88.5599	85.7125	87.2370	136279.79
2022/1/10	4845724.00	4887221.00	4588156.50	4821181.50	3700995.97	365083.03	367960.50	339839.19	355421.47	2252092.79	87.2281	87.8468	81.3349	85.2310	232180.22
2022/1/11	4820979.00	4960185.00	4786492.50	4928934.00	3036496.09	35409.13	374955.56	352957.19	373467.19	1754410.36	85.2335	89.2113	84.7543	88.8718	218832.16
2022/1/12	4929664.00	5055106.00	4906144.00	5039764.00	3841530.09	373506.22	389563.50	371093.44	386706.13	1910777.32	88.8779	92.3219	87.6304	91.6863	226598.86
2022/1/13	5039493.50	5057471.50	4842592.50	4860458.00	5442409.00	386888.56	388001.13	370540.28	370687.66	1745371.35	91.6757	91.8012	87.0566	87.6799	180152.85
2022/1/14	4861291.00	4950430.00	4777995.50	4923494.00	2693364.68	370728.75	380391.81	364623.66	378118.00	1549364.42	87.6833	89.8055	85.9972	88.4518	180047.15
2022/1/15	4923745.50	4994888.00	4874297.00	4932370.00	2098650.97	379100.06	384347.97	374538.97	380463.19	1098940.59	88.4532	90.1158	88.0693	89.2658	117653.26
2022/1/16	4931758.00	4956200.50	4877600.00	4928470.00	2046439.53	380446.78	385703.19	376011.78	383053.38	1086650.35	89.2527	89.5560	88.0698	89.0444	114893.23
2022/1/17	4928954.50	4937628.00	4757111.00	4825022.82	2485202.82	383056.28	383742.97	361904.72	368045.00	1414330.76	89.0496	89.2148	86.2270	87.3900	16114.10
2022/1/18	4840739.00	4874634.00	4742182.00	4854339.00	2568002.47	368043.03	370622.00	354869.94	362454.78	1491981.43	87.3931	87.9424	84.7181	86.2176	172985.92
2022/1/19	4854156.50	4857543.00	4718288.00	4773474.00	2640523.30	362434.75	363730.28	349523.63	354008.41	1507984.99	86.2157	86.3651	83.1094	84.5904	165364.88
2022/1/20	4773439.00	4949121.00	4636363.00	4637229.00	2323382.02	353945.03	372251.13	342078.53	342102.69	1213546.48	84.5878	86.8211	82.0058	82.0080	142657.75
2022/1/21	4639416.00	4674659.00	4069307.00	4145015.50	4890249.38	342312.06	344884.81	283875.22	290824.10	3046604.99	82.0294	82.9093	70.8543	72.2803	358225.57
2022/1/22	4146638.25	4171335.25	3982765.25	4515327.92	291189.47	297340.59	264937.50	273457.13	273457.13	3111797.74	72.3107	74.1057	63.6033	67.7670	410878.16
2022/1/23	3984710.50	4248477.50	4112802.28	2960650.53	273655.31	289029.19	270710.41	288468.44	1875469.90	67.7842	72.1012	67.5151	71.5478	210736.30	
2022/1/24	4127906.25	4245565.50	3775368.75	4179121.25	4772261.82	288565.38	288715.31	246979.78	278235.31	3217578.11	71.5493	71.5493	63.5932	69.7926	314677.49
2022/1/25	4179175.75	4264917.50	4071699.00	4208899.00	3010055.17	278240.00	284614.50	268505.06	279720.25	1842805.81	69.7932	70.7617	67.1310	70.3377	197167.15
2022/1/26	4208502.00	4443011.50	4170883.25	4227700.00	3593578.77	279679.72	309638.22	277180.13	283134.09	2435509.35	70.3356	74.6749	69.7727	71.3646	264099.89
2022/1/27	4226255.00	4285170.50	4110069.00	4284006.50	2888603.69	283037.50	289626.09	268596.28	279500.47	1860242.78	71.3499	71.5538	68.2293	70.2235	182963.73
2022/1/28	4282877.50	4373714.50	4187070.00	4354835.00	2563137.39	279344.25	293759.59	273791.28	293565.19	1690356.68	70.2060	70.6353	68.6141	70.5951	151906.94
2022/1/29	4354418.00	4446109.00	4311285.00	4395617.50	1981716.33	293507.41	303285.25	291248.31	299327.13	1287636.57	70.5927	71.8507	70.3353	71.1049	110511.97
2022/1/30	4397201.00	4410387.00	4315051.50	4370591.50	1687895.93	299497.72	303282.97	293964.88	300089.88	1095163.01	71.1130	71.7516	69.1293	69.5259	100382.26
2022/1/31	4370900.00	4443469.00	4241497.00	4430426.50	2387116.26	300066.47	310552.50	287447.59	309492.06	1586239.47	69.5123	71.6454	67.3095	71.2804	145812.07
2022/2/1	4430269.50	4488691.00	4371408.50	4445287.00	2327841.66	309448.31	321582.16	308864.16	320359.16	1513937.07	71.2640	72.3188	70.5955	72.1964	135737.44
2022/2/2	4445337.50	4457127.00	4214895.00	4226750.00	2191005.68	320341.00	320236.78	300973.66	306869.75	1587196.77	72.1971	72.0381	68.5614	68.7988	135283.52
2022/2/3	4225814.50	4271218.50	4174772.00	4271218.50	2137245.65	306797.94	310369.50	297478.63	307991.16	1466347.35	68.7909	69.8581	67.9732	69.8581	117819.61
2022/2/4	4270605.00	4785039.00	4260593.00	4781938.50	3389021.99	308209.03	343783.81	307302.84	343783.81	2187802.85	69.8507	75.6448	69.5100	75.5735	198112.91
2022/2/5	4782008.00	4821839.50	4728614.50	4775058.00	2264499.21	343882.78	351912.16	341847.34	347362.84	1509688.78	75.5681	78.7773	75.1576	76.8697	202840.91
2022/2/6	4775053.00	4898237.00	4752444.50	4887050.50	1860002.70	347398.75	352761.38	341691.66	352303.28	1090739.25	76.8697	78.9576	76.3190	78.7745	126189.55
2022/2/7	4886399.00	5109944.00	4809679.50	5044474.00	3295669.65	352297.03	366320.16	346170.31	361587.78	1748647.23	78.7681	96.0029	77.6632	95.2528	482973.37
2022/2/8	5046127.50	5231078.50	4947687.00	5097335.00	3821911.05	361499.66	371823.25	351254.72	360778.38	1979859.95	95.3170	105.2591	93.1753	101.4643	711639.67
2022/2/9	5094823.00	5168060.00	4990724.50	5125676.00	2687282.69	360613.63	377032.34	353604.88	374489.34	1612806.14	101.3859	104.9945	97.7685	100.6466	434696.54
2022/2/10	5126716.50	5294264.50	5004841.50	5055775.00	3730116.87	374565.19	378887.09	356274.91	357144.91	2161970.37	100.6754	103.6152	96.3061	96.3235	410240.58
2022/2/11	5056473.50	5078880.00	4861070.50	4894936.00	3111272.14	357136.88	362469.97	333429.09	337893.25	1851864.87	96.3155	96.3155	87.0687	87.7491	362356.66
2022/2/12	4895439.50	4962415.50	4830833.00	4876068.00	2095239.65	337893.56	343975.66	331290.							

Date	日経平均(^N225)					CME日経平均先物ドル建て(NKD)					CME日経平均先物円建て(NIY)					USDJPY
	Open	High	Low	Close	Volume	Open	High	Low	Close	Volume	Open	High	Low	Close	Volume	Close
2022-02-18	26,895.16	27,215.31	26,792.86	27,122.07		26,890.00	27,220.00	26,785.00	26,890.00	6,165	26,925.00	27,210.00	26,775.00	26,845.00	39,693	115.08
2022-02-17	27,431.42	27,437.57	27,082.02	27,232.87	677823700	27,450.00	27,525.00	26,875.00	26,890.00	5,646	27,445.00	27,510.00	26,860.00	26,880.00	39,693	114.96
2022-02-16	27,269.05	27,483.37	27,227.24	27,460.40	641243300	27,395.00	27,555.00	27,270.00	27,470.00	3,917	27,380.00	27,545.00	27,255.00	27,460.00	31,726	115.47
2022-02-15	27,183.56	27,205.20	26,727.97	26,865.19	761722300	27,080.00	27,470.00	26,720.00	27,460.00	5,926	27,055.00	27,450.00	26,700.00	27,445.00	48,486	115.62
2022-02-14	27,305.92	27,325.50	26,949.79	27,079.59	797744600	26,920.00	27,180.00	26,845.00	27,065.00	7,637	27,025.00	27,165.00	26,830.00	27,055.00	62,284	115.55
2022-02-09	27,488.65	27,632.77	27,405.88	27,579.87	934778900	27,410.00	27,875.00	27,405.00	27,840.00	3,649	27,580.00	27,580.00	27,580.00	27,580.00	48,018	115.55
2022-02-08	27,318.30	27,461.33	27,280.63	27,284.52	766026900	27,250.00	27,465.00	27,205.00	27,405.00	3,753	27,285.00	27,285.00	27,285.00	27,285.00	0	115.55
2022-02-07	27,327.63	27,354.07	27,088.10	27,248.87	770960800	27,310.00	27,385.00	27,090.00	27,215.00	3,482	27,245.00	27,245.00	27,245.00	27,245.00	0	115.09
2022-02-04	27,095.90	27,455.98	27,076.38	27,439.99	796059900	27,210.00	27,460.00	27,075.00	27,310.00	6,022	27,435.00	27,435.00	27,435.00	27,435.00	0	115.19
2022-01-31	26,690.60	27,133.38	26,542.08	27,001.98	782876300	26,705.00	27,350.00	26,535.00	27,330.00	5,960	26,990.00	26,990.00	26,990.00	26,990.00	0	115.12
2022-01-28	26,429.85	26,764.85	26,289.69	26,717.34	759867900	26,625.00	26,795.00	26,245.00	26,695.00	8,505	26,700.00	26,700.00	26,700.00	26,700.00	0	115.25
2022-01-27	27,139.88	27,187.97	26,046.37	26,170.30	887380500	27,015.00	27,200.00	26,050.00	26,575.00	13,036	26,150.00	26,150.00	26,150.00	26,150.00	0	115.31
2022-01-26	27,105.98	27,184.54	26,858.68	27,011.33	604684500	27,015.00	27,425.00	26,805.00	26,945.00	8,943	26,990.00	26,990.00	26,990.00	26,990.00	0	114.68
2022-01-25	27,466.82	27,488.13	26,892.36	27,131.34	769682100	27,380.00	27,480.00	26,865.00	27,160.00	11,295	27,110.00	27,110.00	27,110.00	27,110.00	0	113.86
2022-01-24	27,258.45	27,627.47	27,203.50	27,588.37	610186800	27,215.00	27,625.00	26,705.00	27,300.00	13,791	27,565.00	27,565.00	27,565.00	27,565.00	0	113.97
2022-01-21	27,404.36	27,586.42	27,130.70	27,522.26	727499500	27,400.00	27,710.00	27,135.00	27,245.00	9,960	27,495.00	27,495.00	27,495.00	27,495.00	0	113.65
2022-01-20	27,401.43	27,879.19	27,218.78	27,772.93	740209600	27,615.00	27,965.00	27,220.00	27,525.00	6,696	27,745.00	27,745.00	27,745.00	27,745.00	0	114.11
2022-01-19	27,928.89	27,958.17	27,322.22	27,467.23	842984000	28,035.00	28,060.00	27,320.00	27,605.00	7,076	27,435.00	27,435.00	27,435.00	27,435.00	0	114.36
2022-01-18	28,451.34	28,689.25	28,131.21	28,257.25	713133300	28,350.00	28,755.00	27,965.00	28,035.00	10,478	28,225.00	28,225.00	28,225.00	28,225.00	0	114.61
2022-01-13	28,658.22	28,660.45	28,447.74	28,489.13	698810800	28,685.00	28,700.00	28,270.00	28,305.00	3,637	28,490.00	28,490.00	28,490.00	28,490.00	0	114.18
2022-01-12	28,449.53	28,814.31	28,430.35	28,766.66	725477800	28,475.00	28,830.00	28,455.00	28,680.00	6,850	28,765.00	28,765.00	28,765.00	28,765.00	0	114.69
2022-01-11	28,380.90	28,471.73	28,091.15	28,222.48	737064600	28,225.00	28,500.00	28,110.00	28,490.00	5,349	28,220.00	28,220.00	28,220.00	28,220.00	0	115.32
2022-01-07	28,711.53	28,811.00	28,293.70	28,478.56	751712100	28,765.00	28,835.00	28,205.00	28,440.00	7,131	28,470.00	28,470.00	28,470.00	28,470.00	0	115.56
2022-01-06	29,136.75	29,158.95	28,487.87	28,487.87	715910200	29,025.00	29,150.00	28,510.00	28,750.00	7,237	28,475.00	28,475.00	28,475.00	28,475.00	0	115.85
2022-01-05	29,288.80	29,382.92	29,204.45	29,332.16	786258200	29,360.00	29,420.00	29,010.00	29,045.00	5,095	29,320.00	29,320.00	29,320.00	29,320.00	0	116.13
2022-01-04	29,098.41	29,323.79	29,854.56	29,301.79	660373200	29,000.00	29,405.00	28,980.00	29,325.00	4,574	29,290.00	29,290.00	29,290.00	29,290.00	0	116.14
2021-12-30	28,794.24	28,904.32	28,579.49	28,791.71	403887100	28,885.00	28,995.00	28,610.00	28,890.00	1,938	28,770.00	28,770.00	28,770.00	28,770.00	0	115.07
2021-12-29	28,995.73	29,106.07	28,729.61	28,906.88	447112200	29,005.00	29,135.00	28,745.00	28,870.00	2,396	28,885.00	28,885.00	28,885.00	28,885.00	0	114.99
2021-12-28	28,953.32	29,119.26	28,881.44	29,069.16	470404100	29,035.00	29,120.00	28,875.00	29,020.00	2,004	29,045.00	29,045.00	29,045.00	29,045.00	0	114.81
2021-12-23	28,693.52	28,798.37	28,640.15	28,798.37	435638200	28,720.00	28,935.00	28,635.00	28,865.00	2,343	28,765.00	28,765.00	28,765.00	28,765.00	0	114.44
2021-12-22	28,614.06	28,672.99	28,474.02	28,562.21	446534600	28,710.00	28,740.00	28,455.00	28,735.00	2,825	28,530.00	28,530.00	28,530.00	28,530.00	0	114.12
2021-12-21	28,309.60	28,533.74	28,226.43	28,517.59	557818000	28,280.00	28,720.00	28,230.00	28,700.00	2,445	28,485.00	28,485.00	28,485.00	28,485.00	0	114.08
2021-12-20	28,325.46	28,432.51	27,893.18	29,371.81	651767400	28,470.00	28,495.00	27,815.00	28,270.00	5,361	27,900.00	27,900.00	27,900.00	27,900.00	0	113.63
2021-12-17	28,893.67	28,904.94	28,507.56	28,545.68	844498000	28,850.00	28,920.00	28,400.00	28,490.00	3,700	28,505.00	28,505.00	28,505.00	28,505.00	0	113.75
2021-12-16	28,868.37	29,066.42	28,782.37	29,066.32	602662100	28,885.00	29,210.00	28,740.00	28,810.00	4,419	29,025.00	29,025.00	29,025.00	29,025.00	0	113.72
2021-12-15	28,393.87	28,515.25	28,393.87	28,459.72	558775700	28,325.00	28,945.00	28,300.00	28,925.00	3,733	28,415.00	28,415.00	28,415.00	28,415.00	0	114.05
2021-12-14	28,554.86	28,672.96	28,311.26	28,432.64	552497200	28,540.00	28,700.00	28,200.00	28,355.00	4,286	28,390.00	28,390.00	28,390.00	28,390.00	0	113.75
2021-12-13	28,705.26	28,793.32	28,593.45	28,640.49	535380800	28,625.00	28,830.00	28,475.00	28,510.00	3,710	28,595.00	28,595.00	28,595.00	28,595.00	0	113.58
2021-12-10	28,542.50	28,699.01	28,393.78	28,437.77	633615900	28,645.00	28,735.00	28,430.00	28,655.00	4,006	28,480.00	28,480.00	28,385.00	28,385.00	40	113.42
2021-12-09	28,827.32	28,908.29	28,725.47	28,725.47	543774000	28,880.00	28,940.00	28,570.00	28,635.00	4,290	28,900.00	28,945.00	28,575.00	28,625.00	0	113.47
2021-12-08	28,792.89	28,897.22	28,621.47	28,860.62	719881000	28,850.00	28,940.00	28,610.00	28,880.00	9,180	28,845.00	28,945.00	28,610.00	28,885.00	32,513	113.75
2021-12-07	28,138.82	28,617.71	27,961.66	28,455.60	782685100	28,105.00	28,870.00	27,960.00	28,820.00	14,320	28,090.00	28,865.00	27,955.00	28,815.00	51,555	113.57
2021-12-06	28,669.96	28,669.96	27,693.91	27,927.37	616864600	27,815.00	28,160.00	27,690.00	28,105.00	18,368	27,790.00	28,155.00	27,680.00	28,095.00	45,720	113.50
2021-12-03	27,841.05	28,029.57	27,589.74	28,029.57	719085400	28,010.00	28,180.00	27,580.00	27,790.00	9,214	28,040.00	28,175.00	27,570.00	27,790.00	50,976	112.77
2021-12-02	27,716.20	27,935.73	27,644.96	27,753.37	774195800	27,500.00	28,055.00	27,495.00	27,905.00	7,716	27,520.00	28,075.00	27,485.00	27,895.00	53,204	113.20
2021-12-01	27,866.73	28,106.24	27,594.01	27,935.62	808761700	27,735.00	28,240.00	27,410.00	27,430.00	7,889	27,745.00	28,230.00	27,405.00	27,420.00	52,906	112.83
2021-11-30	28,611.73	28,718.70	27,819.14	27,821.76	1406636200	28,455.00	28,720.00	27,390.00	27,675.00	10,385	28,445.00	28,710.00	27,375.00	27,675.00	71,931	113.19
2021-11-29	28,337.96	28,776.34	28,187.12	28,283.92	859116700	28,025.00	28,790.00	28,025.00	28,330.00	9,196	28,150.00	28,785.00	28,080.00	28,330.00	54,906	113.63
2021-11-26	29,324.47	29,332.99	28,606.57	28,751.62	728745800	29,450.00	29,585.00	28,030.00	28,170.00	12,082</						

DATE	N225			DOW			S&P500			OIL			GOLD			香港ハンセン指数		
	Close	9/17=100%		Close	9/17=100%		Close	9/17=100%		Close	9/17=100%		Close	9/17=100%		Close	9/17=100%	
2022/2/18	27122	88.92%	34079	98.54%	4348.87	98.10%	91.07	126.54%	1897.03	108.30%	24327.71	97.62%						
2022/2/17	27233	89.29%	34312	99.21%	4380.26	98.81%	91.76	127.50%	1898.40	108.38%	24792.77	99.49%						
2022/2/16	27460	90.03%	34934	101.01%	4475.01	100.95%	93.66	130.14%	1869.61	106.73%	24718.90	99.19%						
2022/2/15	26865	88.08%	34989	101.17%	4471.07	100.86%	92.07	127.93%	1853.55	105.82%	24355.71	97.73%						
2022/2/14	27080	88.79%	34566	99.95%	4401.67	99.29%	95.46	132.64%	1871.42	106.84%	24556.57	98.54%						
2022/2/9	27580	90.43%	35768	103.42%	4587.18	103.48%	89.66	124.58%	1832.99	104.64%	24829.99	99.64%						
2022/2/8	27285	89.46%	35463	102.54%	4521.54	102.00%	89.36	124.16%	1826.03	104.25%	24329.49	97.63%						
2022/2/7	27249	89.34%	35091	101.46%	4483.87	101.15%	91.32	126.89%	1820.54	103.93%	24579.55	98.63%						
2022/2/4	27440	89.97%	35090	101.46%	4500.53	101.52%	92.31	128.26%	1808.13	103.22%	24573.29	98.61%						
2022/1/31	27002	88.53%	35132	101.58%	4515.55	101.86%	88.15	122.48%	1797.35	102.61%	23802.26	95.51%						
2022/1/28	26717	87.60%	34725	100.41%	4431.85	99.97%	86.82	120.63%	1788.87	102.12%	23550.08	94.50%						
2022/1/27	26170	85.80%	34161	98.77%	4326.51	97.60%	86.61	120.34%	1797.20	102.60%	23807.00	95.53%						
2022/1/26	27011	88.56%	34168	98.79%	4349.93	98.13%	87.35	121.37%	1819.45	103.87%	24289.90	97.47%						
2022/1/25	27131	88.96%	34298	99.17%	4356.45	98.27%	85.60	118.94%	1848.15	105.51%	24243.61	97.28%						
2022/1/24	27588	90.45%	34365	99.36%	4410.13	99.48%	83.31	115.76%	1843.17	105.22%	24656.46	98.94%						
2022/1/21	27522	90.24%	34265	99.08%	4397.94	99.21%	85.14	118.30%	1831.78	104.57%	24965.55	100.18%						
2022/1/20	27773	91.06%	34715	100.38%	4482.73	101.12%	86.90	120.74%	1839.60	105.02%	24952.35	100.13%						
2022/1/19	27467	90.06%	35029	101.28%	4532.76	102.25%	86.96	120.83%	1840.56	105.08%	24127.85	96.82%						
2022/1/18	28257	92.65%	35368	102.27%	4577.11	103.25%	85.43	118.70%	1813.81	103.55%	24112.78	96.76%						
2022/1/13	28489	93.41%	36114	104.42%	4659.03	105.10%	82.12	114.10%	1822.70	104.06%	24429.77	98.03%						
2022/1/12	28466	93.31%	36290	104.93%	4726.35	106.62%	82.64	114.83%	1826.27	104.26%	24202.17	97.92%						
2022/1/11	28222	92.53%	36252	104.82%	4713.07	106.32%	81.22	112.85%	1821.54	103.99%	23739.06	95.26%						
2022/1/7	28479	93.37%	36232	104.76%	4677.03	105.51%	78.90	109.63%	1795.81	102.52%	23493.38	94.27%						
2022/1/6	28488	93.40%	36236	104.78%	4696.05	105.93%	79.46	110.41%	1790.98	102.25%	23072.86	92.58%						
2022/1/5	29332	96.17%	36407	105.27%	4700.58	106.04%	77.85	108.17%	1810.29	103.35%	22907.25	91.92%						
2022/1/4	29302	96.07%	36800	106.40%	4793.54	108.13%	76.99	106.98%	1814.64	103.60%	23289.84	93.46%						
2021/12/30	28792	94.40%	36398	105.24%	4778.73	107.80%	76.99	106.98%	1814.69	103.60%	23112.01	92.74%						
2021/12/29	28907	94.78%	36489	105.50%	4793.06	108.12%	76.56	106.38%	1804.38	103.01%	23086.54	92.64%						
2021/12/28	29069	95.31%	36398	105.24%	4786.35	107.97%	75.98	105.57%	1806.15	103.11%	23280.56	93.42%						
2021/12/23	28798	94.42%	35951	103.95%	4725.79	106.61%	73.79	102.53%	1808.57	103.25%	23193.64	93.07%						
2021/12/22	28562	93.65%	35754	103.38%	4696.56	105.95%	72.76	101.10%	1803.66	102.97%	23102.33	92.70%						
2021/12/21	28518	93.50%	35493	102.62%	4649.23	104.88%	71.12	98.82%	1788.97	102.13%	22971.33	92.18%						
2021/12/20	27938	91.60%	34932	101.00%	4568.02	103.05%	68.23	94.80%	1790.90	102.24%	22744.86	91.29%						
2021/12/17	28546	93.59%	35365	102.26%	4620.64	104.23%	70.86	98.46%	1796.14	102.54%	23192.63	93.07%						
2021/12/16	29066	95.30%	35898	103.80%	4668.67	105.32%	72.38	100.57%	1799.23	102.72%	23475.50	94.20%						
2021/12/15	28460	93.31%	35927	103.88%	4709.85	106.25%	70.87	98.47%	1777.13	101.45%	23420.76	93.98%						
2021/12/14	28433	93.22%	35544	102.77%	4634.09	104.54%	70.73	98.28%	1770.70	101.09%	23635.95	94.84%						
2021/12/13	28640	93.90%	35651	103.08%	4668.97	105.32%	71.29	99.06%	1786.68	102.00%	23954.58	96.12%						
2021/12/10	28438	93.24%	35971	104.01%	4712.02	106.29%	71.67	99.58%	1782.90	101.78%	23995.72	96.29%						
2021/12/9	28725	94.18%	35755	103.38%	4667.45	105.29%	70.94	98.57%	1775.17	101.34%	24254.86	97.33%						
2021/12/8	28861	94.62%	35755	103.38%	4701.21	106.05%	72.36	100.54%	1783.09	101.79%	23996.87	96.29%						
2021/12/7	28456	93.30%	35719	103.28%	4686.75	105.72%	72.05	100.11%	1784.17	101.86%	23983.66	96.24%						
2021/12/6	27927	91.56%	35227	101.86%	4591.67	103.58%	69.49	96.55%	1778.48	101.53%	23349.38	93.69%						
2021/12/3	28030	91.90%	34580	99.99%	4538.43	102.38%	66.26	92.07%	1782.96	101.79%	23766.69	95.37%						
2021/12/2	27753	90.99%	34640	100.16%	4577.11	103.25%	66.50	92.40%	1768.30	100.95%	23788.93	95.46%						
2021/12/1	27936	91.59%	34022	98.37%	4513.04	101.81%	65.57	91.11%	1781.87	101.73%	23658.92	94.94%						
2021/11/30	27822	91.22%	34484	99.71%	4567	103.02%	66.18	91.95%	1774.96	101.33%	23475.26	94.20%						
2021/11/29	28284	92.73%	35136	101.59%	4655.27	105.01%	69.95	97.19%	1784.71	101.89%	23852.24	95.71%						
2021/11/26	28752	94.27%	34899	100.91%	4594.62	103.65%	68.15	94.69%	1791.88	102.30%	24080.52	96.63%						
2021/11/24	29303	96.07%	35804	103.53%	4701.46	106.06%	78.39	108.92%	1788.64	102.11%	24685.50	99.06%						
2021/11/22	29774	97.62%	35619	102.99%	4682.94	105.64%	76.75	106.64%	1804.80	103.03%	24951.34	100.12%						
2021/11/19	29746	97.53%	35602	102.94%	4697.96	105.98%	76.10	105.74%	1846.97	105.44%	25049.97	100.52%						
2021/11/18	29599	97.04%	35871	103.72%	4704.54	106.13%	79.01	109.78%	1858.91	106.12%	25319.72	101.60%						
2021/11/17	29688	97.34%	35931	103.89%	4688.67	105.77%	78.36	108.88%	1867.43	106.61%	25650.08	102.93%						
2021/11/16	29808	97.73%	36142	104.50%	4700.9	106.04%	80.76	112.21%	1850.43	105.64%	25713.78	103.18%						
2021/11/15	29777	97.63%	36087	104.34%	4682.8	105.64%	80.88	112.38%	1862.80	106.35%	25390.91	101.89%						
2021/11/12	29610	97.08%	36100	104.38%	4682.85	105.64%	80.79	112.26%	1866.08	106.53%	25327.97	101.63%						
2021/11/11	29278	95.99%	35921	103.86%	4649.27	104.88%	81.59	113.37%	1862.00	106.30%	25247.99	101.31%						
2021/11/10	29107	95.43%	36080	104.32%	4646.71	104.82%	81.34	113.02%	1849.36	105.58%	24996.14	100.30%						
2021/11/9	29285	96.02%	36320	105.02%	4685.25	105.69%	84.15	116.92%	1831.83	104.58%	24813.13	99.57%						
2021/11/8	29507	96.74%	36432	105.34%	4701.7	106.06%	81.93	113.84%	1824.32	104.15%	24763.77	99.37%						
2021/11/5	29612	97.09%	36328	105.04%	4697.53	105.97%	81.27	112.92%	1818.22	103.80%	24870.51	99.80%						
2021/11/4	29794	97.69%	36124	104.45%	4680.06	105.57%	78.81	109.50%	1791.43	102.27%	25225.19	101.22%						
2021/11/2	29521	96.79%	36053	104.24%	4630.65	104.46%	83.91	116.59%	1787.09	102.02%	25099.67	100.72%						
2021/11/1	29647	97.20%	35914	103.84%	4613.67	104.08%	84.05	116.78%	1791.87	102.30%	25154.32	100.94%						
2021/10/29	28893	94.73%	35820	103.57%	4605.38	103.89%	83.57	116.12%	1782.82	101.78%	25377.24	101.83%						
2021/10/28	28820	94.49%	35730	103.31%	4596.42	103.69%	82.81	115.06%	1798.86	102.70%	25555.73	102.55%						
2021/10/27	29098	95.40%	35491	102.62%	4551.68	102.68%	82.66	114.85%	1797.00	102.59%	25628.74	102.84%						
2021/10/26	29106	95.43%	35757	103.39%	4574.79	103.20%	84.65	117.62%	1792.85	102.35%	26038.27	104.48%						
2021/10/25	28600	93.77%	35741	103.34%	4566.48	103.01%	83.76	116.38%	1807.73	103.20%	26132.03	104.86%						
2021/10/22	28805	94.44%	35677	103.16%	4544.9	102.52%	83.76	116.38%	1794.13	102.43%	26126.93	104.84%						
2021/10/21	28709	94.13%	35603	102.94%	4549.78	102.63%	82.50	114.63%	1782.83	101.78%	26017.53	104.40%						
2021/10/20	29256	95.92%	35609	102.96%	4536.19	102.33%	83.87	116.53%	1782.04	101.73%	26136.02	104.88%						
2021/10/19	29216	95.79%	35457	102.52%	4519.63	101.95%	82.96	115.27%	1769.54	101.02%	25787.21	103.48%						
2021/10/18	29025	95.17%	35259	101.95%	4486.46	101.21%	82.44	114.55%	1764.87	100.75%	25409.75	101.96%						
2021/10/15	29069	95.31%	35295	102.05%	4471.37	100.87%	82.28	114.33%	1768.33	100.95%	25330.96	101.65%						
2021/10/12	28231	92.56%	34378	99.40%	4350.65	98.14%	80.64	112.05%	1760.11	100.48%	24962.59	100.17%						
2021/10/11	28498	93.44%	34496	99.74%	4361.19	98.38%	80.52	111.88%	1754.20	100.15%	25325.09	101.62%						
2021/10/8	28049	91.96%	34746	100.47%	4391.34	99.06%	79.35	110.25%	1756.88	100.30%	24837.85	99.67%						
2021/10/7	27678	90.75%	34755	100.49%	4399.76	99.25%	78.30	108.80%	1755.17	100.20%	24701.73	99.12%						
2021/10/6	27529	90.26%	34417	99.51%	4363.55	98.4												

過去5日及び過去4週の4本値と各種ピボット

2022/02/14 ~ 2022/02/18

USD/JPY										Demark						Pivot						Fibonacci Zone									
当日のOHLCLから計算される翌日の										TD Range Projection						TD pivot points															
日足	Open	High	Low	Close	値幅/日	引け形態	真の高値	真の安値	予想高値	予想安値	予想高値	予想安値	StopLoss	Support			Resistance			StopLoss	3-days AVG		Support Zone 2		Support Zone 1		BP	Resistance Zone 1		Resistance Zone 2	
													LBOP	S2	S1	PP	R1	R2	HBOP												
2022/02/14	115.45	115.75	115.01	115.55	74p	陽線引け	-	-	-	-	-	-	114.38	114.70	115.12	115.43	115.86	116.17	116.60				114.42	~ 114.70	114.98	~ 115.07	115.43	115.80	~ 115.89	116.17	~ 116.45
2022/02/15	115.55	115.86	115.26	115.62	60p	陽線引け	115.86	115.26	116.04	115.44	116.04	115.44	114.70	114.98	115.30	115.58	115.90	116.18	116.51				114.75	~ 114.98	115.21	~ 115.28	115.58	115.88	~ 115.95	116.18	~ 116.41
2022/02/16	115.63	115.79	115.36	115.47	43p	陰線引け	115.79	115.36	115.63	115.20	115.63	115.20	114.86	115.11	115.29	115.54	115.72	115.97	116.15	115.52	Bull		114.95	~ 115.11	115.27	~ 115.32	115.54	115.75	~ 115.80	115.97	~ 116.13
2022/02/17	115.47	115.54	114.85	114.96	69p	陰線引け	115.54	114.85	115.25	114.56	115.25	114.56	114.01	114.43	114.69	115.11	115.38	115.80	116.07	115.41	Bear		114.17	~ 114.43	114.69	~ 114.77	115.11	115.46	~ 115.54	115.80	~ 116.06
2022/02/18	114.95	115.30	114.79	115.08	51p	陰線引け	115.30	114.79	115.44	114.94	115.44	114.94	114.31	114.55	114.82	115.06	115.32	115.56	115.83	115.24	Bear		114.36	~ 114.55	114.74	~ 114.80	115.06	115.31	~ 115.37	115.56	~ 115.76
週足	Open	High	Low	Close	値幅/週	引け形態	真の高値	真の安値	予想高値	予想安値	予想高値	予想安値	LBOP	S2	S1	PP	R1	R2	HBOP												
2022/01/24 ~ 2022/01/28	113.67	115.68	113.48	115.25	220p	陽線引け	-	-	-	-	-	-	111.72	112.60	113.92	114.80	116.13	117.01	118.33				111.76	~ 112.60	113.44	~ 113.70	114.80	115.90	~ 116.16	117.01	~ 117.85
2022/01/31 ~ 2022/02/04	115.32	115.59	114.18	115.19	141p	陰線引け	115.59	113.48	115.39	113.28	115.39	113.98	112.98	113.58	114.39	114.99	115.79	116.40	117.20				113.04	~ 113.58	114.12	~ 114.28	114.99	115.69	~ 115.86	116.40	~ 116.94
2022/02/07 ~ 2022/02/11	115.28	116.34	114.92	115.29	142p	陽線引け	116.34	114.92	116.52	115.10	116.52	115.10	113.27	114.09	114.69	115.51	116.11	116.93	117.53	115.10	Bull		113.55	~ 114.09	114.64	~ 114.80	115.51	116.22	~ 116.39	116.93	~ 117.48
2022/02/14 ~ 2022/02/18	115.45	115.86	114.79	115.08	107p	陰線引け	115.86	114.79	115.47	114.40	115.47	114.40	113.56	114.17	114.63	115.25	115.70	116.32	116.77	115.25	Bear		113.77	~ 114.17	114.58	~ 114.71	115.25	115.78	~ 115.91	116.32	~ 116.73

EUR/JPY										Demark						Pivot						Fibonacci Zone									
当日のOHLCLから計算される翌日の										TD Range Projection						TD pivot points															
日足	Open	High	Low	Close	値幅/日	引け形態	真の高値	真の安値	予想高値	予想安値	予想高値	予想安値	StopLoss	Support			Resistance			StopLoss	3-days AVG		Support Zone 2		Support Zone 1		BP	Resistance Zone 1		Resistance Zone 2	
													LBOP	S2	S1	PP	R1	R2	HBOP												
2022/02/14	130.96	131.39	130.05	130.62	134p	陽線引け	-	-	-	-	-	-	128.64	129.35	129.98	130.69	131.32	132.03	132.67				128.83	~ 129.35	129.86	~ 130.02	130.69	131.36	~ 131.51	132.03	~ 132.54
2022/02/15	130.62	131.54	130.44	131.32	110p	陽線引け	131.54	130.44	131.98	130.88	131.98	130.88	129.56	130.00	130.66	131.10	131.76	132.20	132.86				129.58	~ 130.00	130.42	~ 130.55	131.10	131.65	~ 131.78	132.20	~ 132.62
2022/02/16	131.33	131.90	131.11	131.36	79p	陽線引け	131.90	131.11	132.03	131.24	132.03	131.24	130.22	130.67	131.01	131.46	131.80	132.25	132.60	131.08	Bull		130.36	~ 130.67	130.97	~ 131.06	131.46	131.85	~ 131.95	132.25	~ 132.55
2022/02/17	131.35	131.50	130.41	130.62	110p	陰線引け	131.50	130.41	131.06	129.96	131.06	129.96	129.09	129.75	130.18	130.84	131.28	131.94	132.37	131.13	Bear		129.33	~ 129.75	130.16	~ 130.29	130.84	131.39	~ 131.52	131.94	~ 132.35
2022/02/18	130.60	131.12	130.21	130.33	91p	陰線引け	131.12	130.21	130.73	129.82	130.73	129.82	129.08	129.65	129.99	130.55	130.90	131.46	131.80	130.95	Bear		129.30	~ 129.65	129.99	~ 130.10	130.55	131.01	~ 131.12	131.46	~ 131.81
週足	Open	High	Low	Close	値幅/週	引け形態	真の高値	真の安値	予想高値	予想安値	予想高値	予想安値	LBOP	S2	S1	PP	R1	R2	HBOP												
2022/01/24 ~ 2022/01/28	128.94	129.25	128.25	128.50	100p	陽線引け	-	-	-	-	-	-	127.09	127.67	128.09	128.67	129.08	129.66	130.08				127.29	~ 127.67	128.05	~ 128.17	128.67	129.16	~ 129.28	129.66	~ 130.04
2022/01/31 ~ 2022/02/04	128.53	132.09	128.46	131.95	364p	陽線引け	132.09	128.25	133.94	130.10	133.84	130.21	125.94	127.20	129.58	130.83	133.21	134.47	136.85				125.81	~ 127.20	128.59	~ 129.02	130.83	132.65	~ 133.08	134.47	~ 135.86
2022/02/07 ~ 2022/02/11	132.09	133.15	130.40	130.77	276p	陰線引け	133.15	130.40	131.96	129.20	131.96	129.20	126.97	128.68	129.73	131.44	132.48	134.19	135.24	130.31	Bull		127.63	~ 128.68	129.74	~ 130.06	131.44	132.82	~ 133.14	134.19	~ 135.25
2022/02/14 ~ 2022/02/18	130.96	131.90	130.05	130.33	185p	陰線引け	131.90	130.05	131.12	129.26	131.12	129.26	127.76	128.91	129.62	130.76	131.47	132.62	133.33	131.01	Bear		128.20	~ 128.91	129.61	~ 129.83	130.76	131.69	~ 131.91	132.62	~ 133.32

EUR/USD										Demark						Pivot						Fibonacci Zone									
当日のOHLCLから計算される翌日の										TD Range Projection						TD pivot points															
日足	Open	High	Low	Close	値幅/日	引け形態	真の高値	真の安値	予想高値	予想安値	予想高値	予想安値	StopLoss	Support			Resistance			StopLoss	3-days AVG		Support Zone 2		Support Zone 1		BP	Resistance Zone 1		Resistance Zone 2	
													LBOP	S2	S1	PP	R1	R2	HBOP												
2022/02/14	1.1344	1.1369	1.1281	1.1305	89p	陽線引け	-	-	-	-	-	-	1.1179	1.1230	1.1267	1.1318	1.1356	1.1407	1.1444				1.1196	~ 1.1230	1.1263	~ 1.1274	1.1318	1.1362	~ 1.1373	1.1407	~ 1.1440
2022/02/15	1.1305	1.1368	1.1304	1.1358	65p	陽線引け	1.1368	1.1304	1.1395	1.1331	1.1395	1.1331	1.1253	1.1278	1.1318	1.1343	1.1383	1.1408	1.1448				1.1254	~ 1.1278	1.1303	~ 1.1311	1.1343	1.1376	~ 1.1383	1.1408	~ 1.1433
2022/02/16	1.1358	1.1396	1.1345	1.1376	51p	陽線引け	1.1396	1.1345	1.1411	1.1360	1.1411	1.1360	1.1298	1.1322	1.1349	1.1372	1.1399	1.1423	1.1450	1.1345	Bull		1.1302	~ 1.1322	1.1341	~ 1.1347	1.1372	1.1398	~ 1.1404	1.1423	~ 1.1442
2022/02/17	1.1376	1.1386	1.1324	1.1362	62p	陰線引け	1.1386	1.1324	1.1374	1.1312	1.1374	1.1312	1.1266	1.1295	1.1329	1.1357	1.1391	1.1419	1.1453	1.1358	Bear		1.1271	~ 1.1295	1.1319	~ 1.1326	1.1357	1.1388	~ 1.1396	1.1419	~ 1.1443
2022/02/18	1.1361	1.1377	1.1315	1.1325	62p	陰線引け	1.1377	1.1315	1.1351	1.1289	1.1351	1.1289	1.1239	1.1277	1.1301	1.1339	1.1363	1.1401	1.1425	1.1356	Bear		1.1253	~ 1.1277	1.1301	~ 1.1308	1.1339	1.1370	~ 1.1377	1.1401	~ 1.1425
週足	Open	High	Low	Close	値幅/週	引け形態	真の高値	真の安値	予想高値	予想安値	予想高値	予想安値	LBOP	S2	S1	PP	R1	R2	HBOP												
2022/01/24 ~ 2022/01/28	1.1342	1.1345	1.1122	1.1150	223p	陽線引け	-	-	-	-	-	-	1.0843	1.0982	1.1066	1.1206	1.1290	1.1429	1.1513				1.0897	~ 1.0982	1.1068	~ 1.1094	1.1206	1.1317	~ 1.1344	1.1429	~ 1.1514
2022/01/31 ~ 2022/02/04	1.1146	1.1484	1.1139	1.1455	345p	陽線引け	1.1484	1.1122	1.1650	1.1288	1.1642	1.1297	1.0890	1.1014	1.1235	1.1359	1.1580	1.1704	1.1924				1.0883	~ 1.1014	1.1146	~ 1.1187	1.1359	1.1532	~ 1.1572	1.1704	~ 1.1836
2022/02/07 ~ 2022/02/11	1.1457	1.1495	1.1330	1.1342	165p	陰線引け	1.1495	1.1330	1.1418	1.1254	1.1418	1.1254	1.1119	1.1224	1.1283	1.1389	1.1448	1.1554	1.1613	1.1318	Bull		1.1161	~ 1.1224	1.1287	~ 1.1307	1.1389	1.1471	~ 1.1491	1.1554	~ 1.1617
2022/02/14 ~ 2022/02/18	1.1344	1.13																													

IMM扱い8通貨/ダウ/日経/金/オイル/主要クロス円の過去5日及び過去5週の4本値

AUDUSD					CADUSD					CHFUSD				
Date	Open	High	Low	Close	Date	Open	High	Low	Close	Date	Open	High	Low	Close
2022/02/18	0.7185	0.7228	0.7165	0.7179	2022/02/18	0.7869	0.7890	0.7837	0.7837	2022/02/18	1.0866	1.0879	1.0848	1.0854
2022/02/17	0.7195	0.7217	0.7150	0.7185	2022/02/17	0.7880	0.7889	0.7853	0.7870	2022/02/17	1.0845	1.0883	1.0835	1.0867
2022/02/16	0.7152	0.7205	0.7144	0.7195	2022/02/16	0.7860	0.7896	0.7858	0.7880	2022/02/16	1.0808	1.0862	1.0798	1.0845
2022/02/15	0.7125	0.7157	0.7102	0.7152	2022/02/15	0.7856	0.7873	0.7828	0.7860	2022/02/15	1.0817	1.0838	1.0783	1.0808
2022/02/14	0.7131	0.7150	0.7087	0.7126	2022/02/14	0.7850	0.7862	0.7822	0.7856	2022/02/14	1.0810	1.0825	1.0785	1.0816

CNYUSD					EURUSD					GBPUSD				
Date	Open	High	Low	Close	Date	Open	High	Low	Close	Date	Open	High	Low	Close
2022/02/18	0.1579	0.1582	0.1579	0.1582	2022/02/18	1.1361	1.1377	1.1315	1.1325	2022/02/18	1.3616	1.3642	1.3574	1.3597
2022/02/17	0.1579	0.1580	0.1578	0.1578	2022/02/17	1.1376	1.1386	1.1324	1.1362	2022/02/17	1.3581	1.3638	1.3557	1.3616
2022/02/16	0.1578	0.1579	0.1577	0.1578	2022/02/16	1.1358	1.1396	1.1345	1.1376	2022/02/16	1.3542	1.3601	1.3539	1.3583
2022/02/15	0.1573	0.1575	0.1573	0.1574	2022/02/15	1.1305	1.1368	1.1304	1.1358	2022/02/15	1.3531	1.3567	1.3487	1.3542
2022/02/14	0.1571	0.1572	0.1571	0.1572	2022/02/14	1.1344	1.1369	1.1281	1.1305	2022/02/14	1.3559	1.3572	1.3495	1.3533

JPYUSD					MXNUSD					NZDUSD				
Date	Open	High	Low	Close	Date	Open	High	Low	Close	Date	Open	High	Low	Close
2022/02/18	0.8700	0.8712	0.8673	0.8689	2022/02/18	4.9275	4.9345	4.9182	4.9277	2022/02/18	0.6691	0.6730	0.6687	0.6695
2022/02/17	0.8661	0.8707	0.8655	0.8699	2022/02/17	4.9321	4.9415	4.9143	4.9275	2022/02/17	0.6682	0.6718	0.6660	0.6691
2022/02/16	0.8649	0.8669	0.8637	0.8660	2022/02/16	4.9011	4.9368	4.8992	4.9321	2022/02/16	0.6641	0.6691	0.6634	0.6682
2022/02/15	0.8655	0.8676	0.8631	0.8649	2022/02/15	4.8957	4.9133	4.8905	4.9011	2022/02/15	0.6614	0.6648	0.6602	0.6641
2022/02/14	0.8662	0.8695	0.8640	0.8655	2022/02/14	4.8689	4.9035	4.8611	4.8957	2022/02/14	0.6640	0.6650	0.6593	0.6614

Nikkei 225 - Japan (NIX)					出来高	
Date	Open	High	Low	Close	(ドル建て終値)	出来高
2022/02/18	26895.16	27215.31	26792.86	27122.07	235.67	0 1109840100
2022/02/17	27431.42	27437.57	27082.02	27232.87	236.89	677823700 1176535400
2022/02/16	27269.05	27483.37	27227.24	27460.40	237.81	641243300 1148740900
2022/02/15	27183.56	27205.20	26727.97	26865.19	232.35	761722300 1337530700
2022/02/14	27305.92	27325.50	26949.79	27079.59	234.36	797744600 1372427800
週4本値	27305.92	27483.37	26727.97	27122.07	235.67	(N225銘柄計)【東証一部全体計】

XAUUSD				
Date	Open	High	Low	Close
2022/02/18	1898.63	1902.49	1886.71	1897.03
2022/02/17	1869.75	1901.16	1867.89	1898.40
2022/02/16	1853.83	1872.58	1850.51	1869.61
2022/02/15	1871.49	1879.51	1844.94	1853.55
2022/02/14	1861.01	1874.19	1850.96	1871.42
週4本値	1861.01	1902.49	1844.94	1897.03

Dow Jones Industrial - USA (DJIA)					出来高
Date	Open	High	Low	Close	出来高
2022/02/18	34310.45	34423.58	33976.18	34079.18	414080000
2022/02/17	34858.47	34858.47	34246.23	34312.03	348720000
2022/02/16	34951.83	35042.09	34642.64	34934.27	294410000
2022/02/15	34686.19	35047.79	34686.19	34988.84	305670000
2022/02/14	34694.50	34744.56	34304.28	34566.17	370320000
週4本値	34694.50	35047.79	33976.18	34079.18	

Historical Data by

 Arrangement by
<https://fx.najirane.com>

Crude Light Oil					出来高
Date	Open	High	Low	Close	出来高
2022/02/18	91.63	92.66	89.03	91.07	212552
2022/02/17	90.90	93.36	90.62	91.76	212552
2022/02/16	92.21	95.01	90.00	93.66	401453
2022/02/15	94.83	95.17	90.66	92.07	442641
2022/02/14	93.91	95.82	92.09	95.46	467071
週4本値	93.91	95.82	89.03	91.07	

USDJPY					EURJPY					GBPJPY				
日付	始値	高値	安値	終値	日付	始値	高値	安値	終値	日付	始値	高値	安値	終値
2022/02/18	114.95	115.30	114.79	115.08	2022/02/18	130.60	131.12	130.21	130.33	2022/02/18	156.51	157.29	156.22	156.48
2022/02/17	115.47	115.54	114.85	114.96	2022/02/17	131.35	131.50	130.41	130.62	2022/02/17	156.82	157.00	156.08	156.53
2022/02/16	115.63	115.79	115.36	115.47	2022/02/16	131.33	131.90	131.11	131.36	2022/02/16	156.58	157.12	156.36	156.85
2022/02/15	115.55	115.86	115.26	115.62	2022/02/15	130.62	131.54	130.44	131.32	2022/02/15	156.35	156.82	155.97	156.58
2022/02/14	115.45	115.75	115.01	115.55	2022/02/14	130.96	131.39	130.05	130.62	2022/02/14	156.53	156.87	155.32	156.36

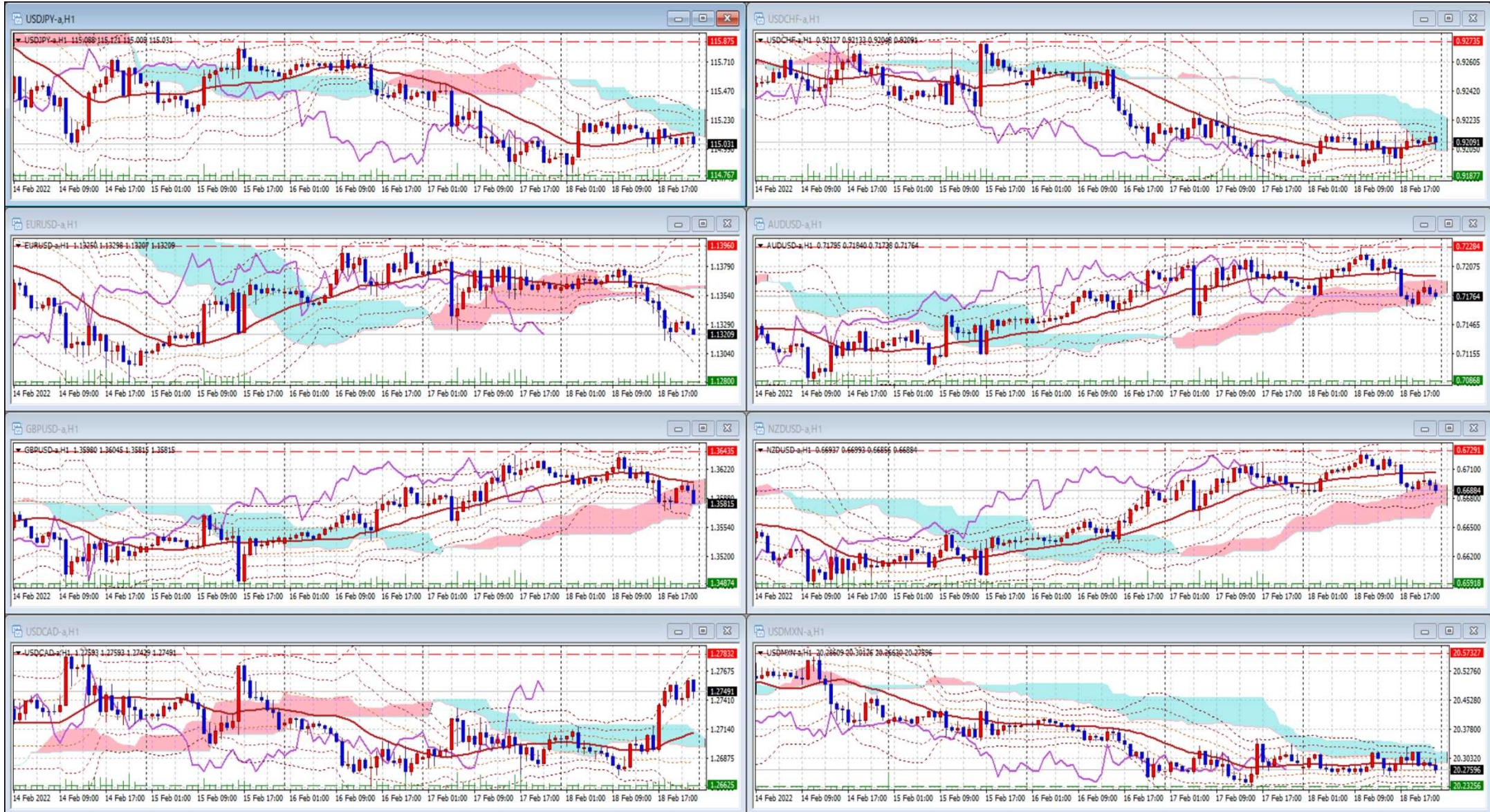
USDJPY Weekly					EURJPY Weekly					GBPJPY Weekly				
日付	始値	高値	安値	終値	日付	始値	高値	安値	終値	日付	始値	高値	安値	終値
2022/02/18	115.45	115.86	114.79	115.08	2022/02/18	130.96	131.90	130.05	130.33	2022/02/18	156.53	157.29	155.32	156.48
2022/02/11	115.28	116.34	114.92	115.29	2022/02/11	132.09	133.15	130.40	130.77	2022/02/11	156.00	158.07	155.14	156.24
2022/02/04	115.32	115.59	114.18	115.19	2022/02/04	128.53	132.09	128.46	131.95	2022/02/04	154.52	156.51	154.40	155.87
2022/01/28	113.67	115.68	113.48	115.25	2022/01/28	128.94	129.25	128.25	128.50	2022/01/28	154.07	154.96	152.91	154.40
2022/01/21	114.23	115.05	113.61	113.65	2022/01/21	130.41	131.17	128.56	128.90	2022/01/21	156.23	156.90	153.92	154.04

先週のIMM取り扱い対ドル8通貨チャート

※ 赤点線は週最高値/青天線は週最低値、BB中心線はSMA21

2022/02/14 ~ 2022/02/18

Chart by OANDA Japan MetaTrader4



Pivot Maker Ver 3.0 by FX_勝てば官軍?

<https://fx.najirane.com>